GSM1900 (GSM)	
Lowest Band Edge	**Highest Band Edge**

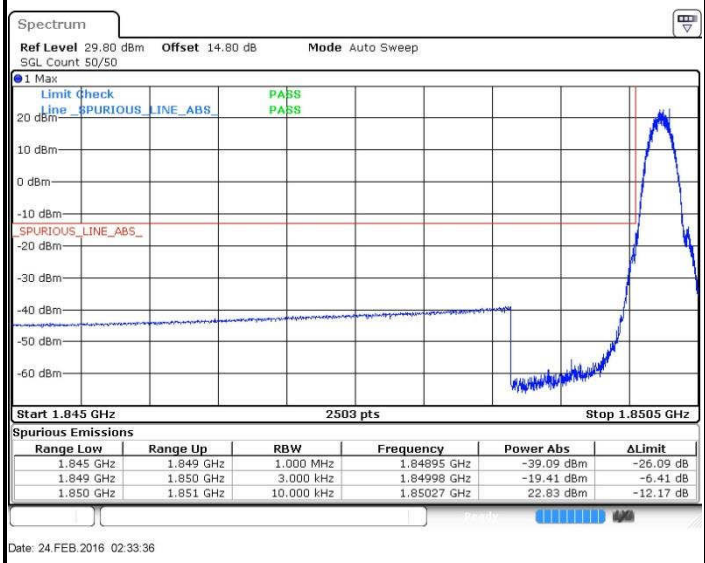

Spurious Emissions

Range Low	Range Up	RBW	Frequency	Power Abs	ΔLimit
1.845 GHz	1.849 GHz	1.000 MHz	1.84895 GHz	-39.09 dBm	-26.09 dB
1.849 GHz	1.850 GHz	3.000 kHz	1.84998 GHz	-19.41 dBm	-6.41 dB
1.850 GHz	1.851 GHz	10.000 kHz	1.85027 GHz	22.83 dBm	-12.17 dB

Date: 24.FEB.2016 02:33:36

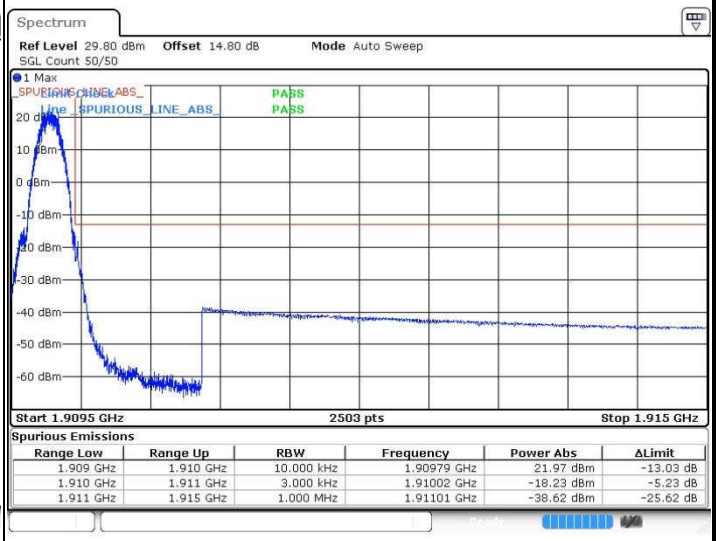

Spurious Emissions

Range Low	Range Up	RBW	Frequency	Power Abs	ΔLimit
1.909 GHz	1.910 GHz	10.000 kHz	1.90979 GHz	21.97 dBm	-13.03 dB
1.910 GHz	1.911 GHz	3.000 kHz	1.91002 GHz	-18.23 dBm	-5.23 dB
1.911 GHz	1.915 GHz	1.000 MHz	1.91101 GHz	-38.62 dBm	-25.62 dB

Date: 24.FEB.2016 02:35:25

GSM1900 (EDGE class 8)	
Lowest Band Edge	**Highest Band Edge**

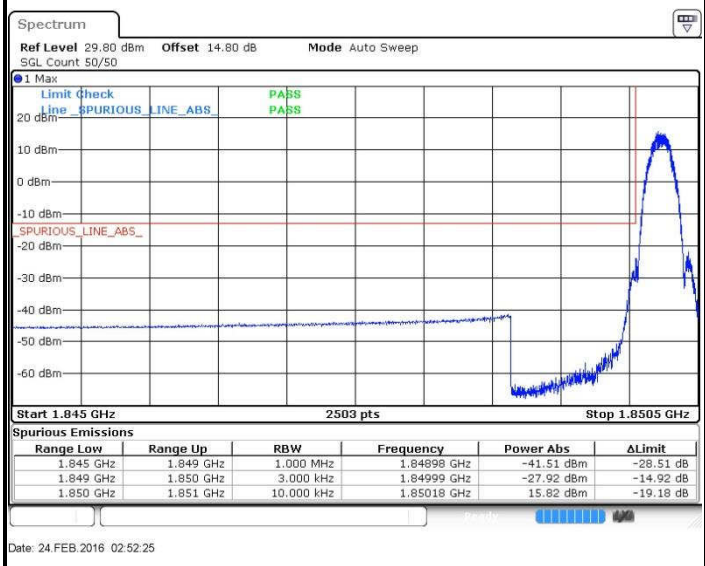

Spurious Emissions

Range Low	Range Up	RBW	Frequency	Power Abs	ΔLimit
1.845 GHz	1.849 GHz	1.000 MHz	1.84898 GHz	-41.51 dBm	-28.51 dB
1.849 GHz	1.850 GHz	3.000 kHz	1.84999 GHz	-27.92 dBm	-14.92 dB
1.850 GHz	1.851 GHz	10.000 kHz	1.85018 GHz	15.82 dBm	-19.18 dB

Date: 24.FEB.2016 02:52:25

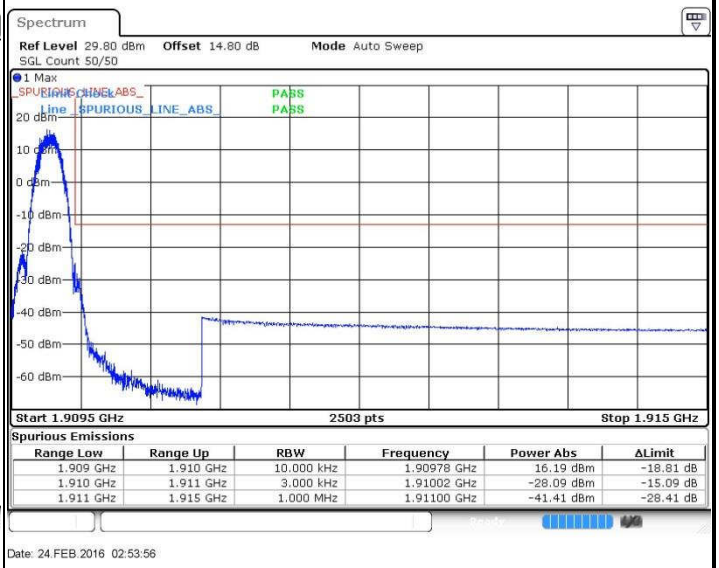

Spurious Emissions

Range Low	Range Up	RBW	Frequency	Power Abs	ΔLimit
1.909 GHz	1.910 GHz	10.000 kHz	1.90978 GHz	16.19 dBm	-18.81 dB
1.910 GHz	1.911 GHz	3.000 kHz	1.91002 GHz	-28.09 dBm	-15.09 dB
1.911 GHz	1.915 GHz	1.000 MHz	1.91100 GHz	-41.41 dBm	-28.41 dB

Date: 24.FEB.2016 02:53:56

WCDMA Band V (RMC 12.2Kbps)	
Lowest Band Edge	**Highest Band Edge**

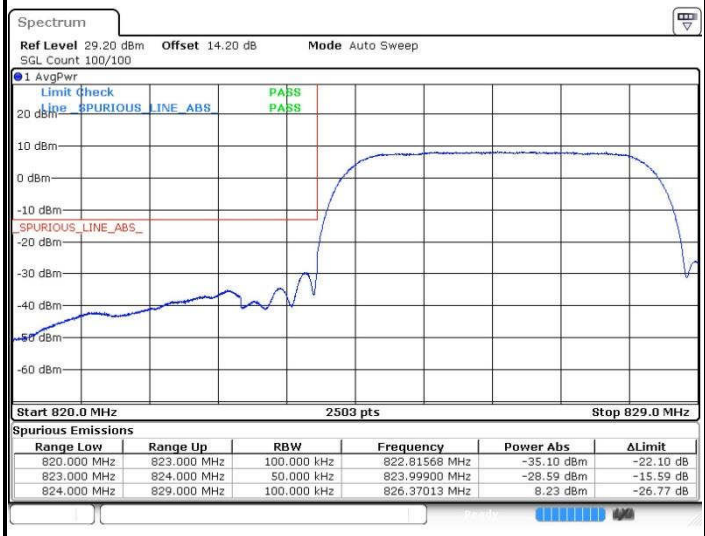

Spurious Emissions

Range Low	Range Up	RBW	Frequency	Power Abs	ΔLimit
820.000 MHz	823.000 MHz	100.000 kHz	822.81568 MHz	-35.10 dBm	-22.10 dB
823.000 MHz	824.000 MHz	50.000 kHz	823.99900 MHz	-28.59 dBm	-15.59 dB
824.000 MHz	829.000 MHz	100.000 kHz	826.37013 MHz	8.23 dBm	-26.77 dB

Date: 24.FEB.2016 09:42:51

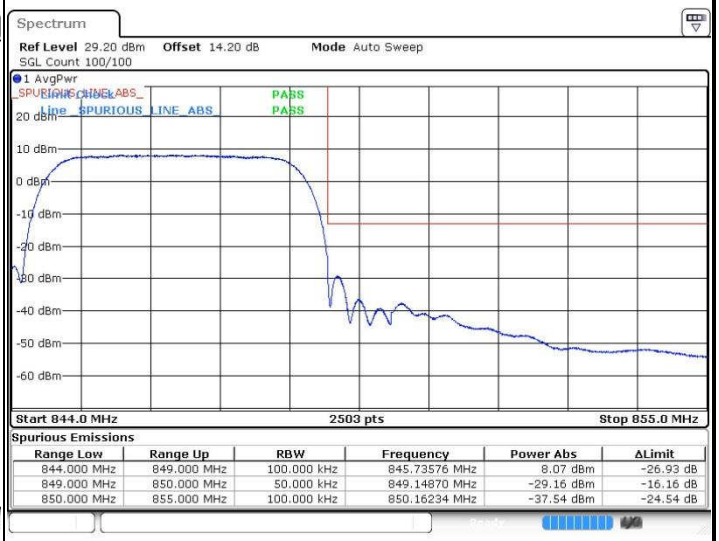

Spurious Emissions

Range Low	Range Up	RBW	Frequency	Power Abs	ΔLimit
844.000 MHz	849.000 MHz	100.000 kHz	845.73576 MHz	8.07 dBm	-26.93 dB
849.000 MHz	850.000 MHz	50.000 kHz	849.14870 MHz	-29.16 dBm	-16.16 dB
850.000 MHz	855.000 MHz	100.000 kHz	850.16234 MHz	-37.54 dBm	-24.54 dB

Date: 24.FEB.2016 09:45:31

WCDMA Band II (RMC 12.2Kbps)	
Lowest Band Edge	**Highest Band Edge**

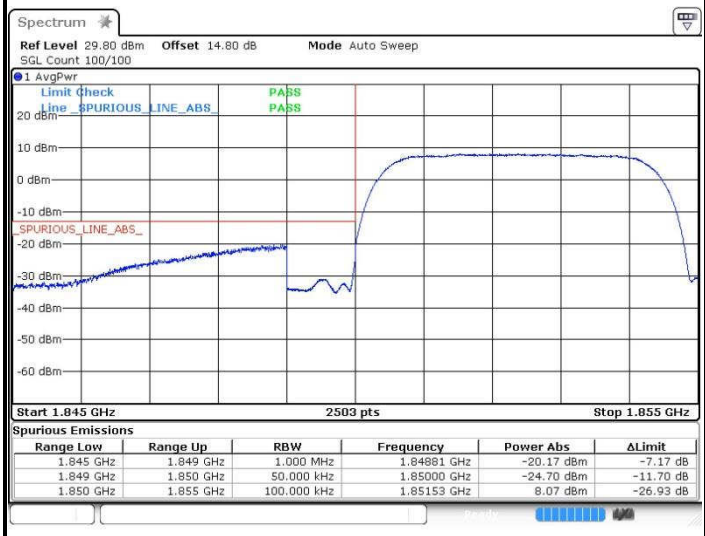

Spurious Emissions

Range Low	Range Up	RBW	Frequency	Power Abs	ΔLimit
1.845 GHz	1.849 GHz	1.000 MHz	1.84881 GHz	-20.17 dBm	-7.17 dB
1.849 GHz	1.850 GHz	50.000 kHz	1.85000 GHz	-24.70 dBm	-11.70 dB
1.850 GHz	1.855 GHz	100.000 kHz	1.85153 GHz	8.07 dBm	-26.93 dB

Date: 24.FEB.2016 09:17:06

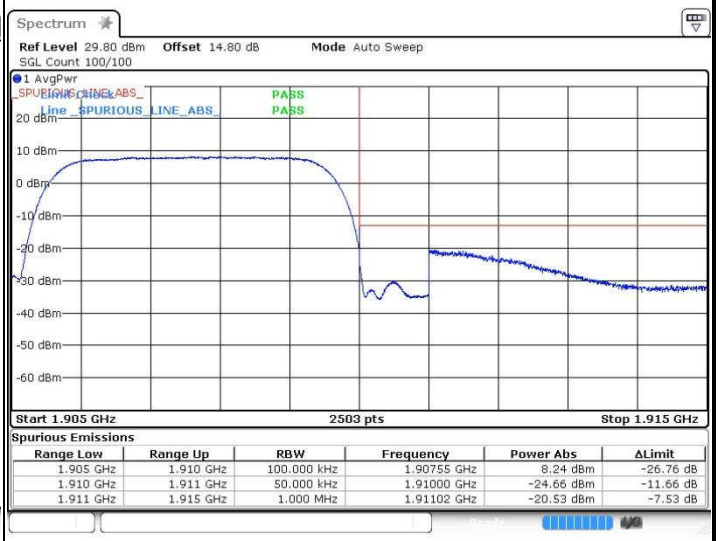

Spurious Emissions

Range Low	Range Up	RBW	Frequency	Power Abs	ΔLimit
1.905 GHz	1.910 GHz	100.000 kHz	1.90755 GHz	8.24 dBm	-26.76 dB
1.910 GHz	1.911 GHz	50.000 kHz	1.91000 GHz	-24.66 dBm	-11.66 dB
1.911 GHz	1.915 GHz	1.000 MHz	1.91102 GHz	-20.53 dBm	-7.53 dB

Date: 24.FEB.2016 09:19:47

Conducted Spurious Emission

GSM850 (GSM)

Lowest Channel

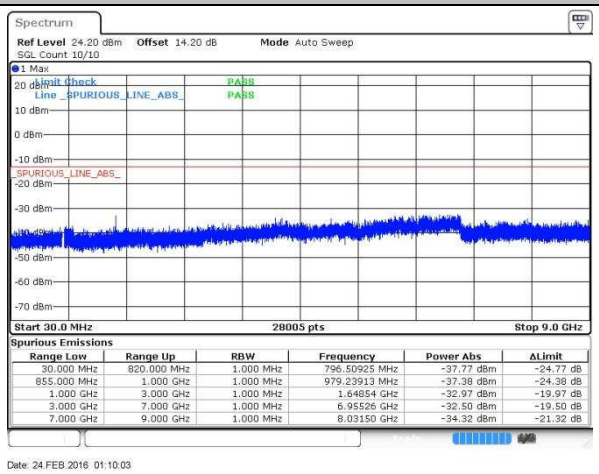

Spurious Emissions

Range Low	Range Up	RBW	Frequency	Power Abs	ΔLimit
30.000 MHz	820.000 MHz	1.000 MHz	796.50925 MHz	-37.77 dBm	-24.77 dB
855.000 MHz	1.000 GHz	1.000 MHz	979.23913 MHz	-37.38 dBm	-24.38 dB
1.000 GHz	3.000 GHz	1.000 MHz	1.64854 GHz	-32.97 dBm	-19.97 dB
3.000 GHz	7.000 GHz	1.000 MHz	6.95526 GHz	-32.50 dBm	-19.50 dB
7.000 GHz	9.000 GHz	1.000 MHz	8.03150 GHz	-34.32 dBm	-21.32 dB

Date: 24.FEB.2016 01:10:03

Middle Channel

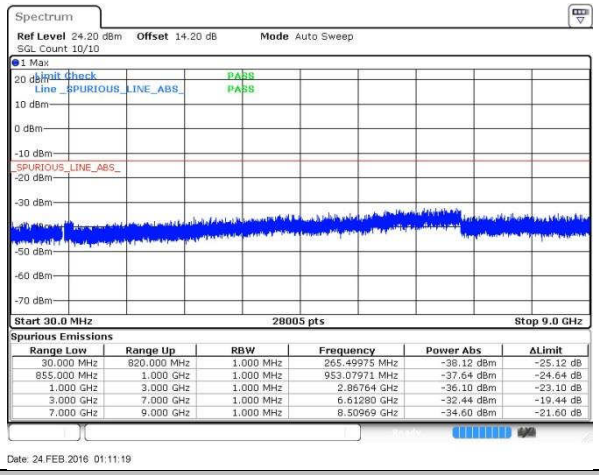

Spurious Emissions

Range Low	Range Up	RBW	Frequency	Power Abs	ΔLimit
30.000 MHz	820.000 MHz	1.000 MHz	265.49975 MHz	-38.12 dBm	-25.12 dB
855.000 MHz	1.000 GHz	1.000 MHz	953.07971 MHz	-37.64 dBm	-24.64 dB
1.000 GHz	3.000 GHz	1.000 MHz	2.86764 GHz	-36.10 dBm	-23.10 dB
3.000 GHz	7.000 GHz	1.000 MHz	6.61280 GHz	-32.44 dBm	-19.44 dB
7.000 GHz	9.000 GHz	1.000 MHz	8.50969 GHz	-34.60 dBm	-21.60 dB

Date: 24.FEB.2016 01:11:19

Highest Channel

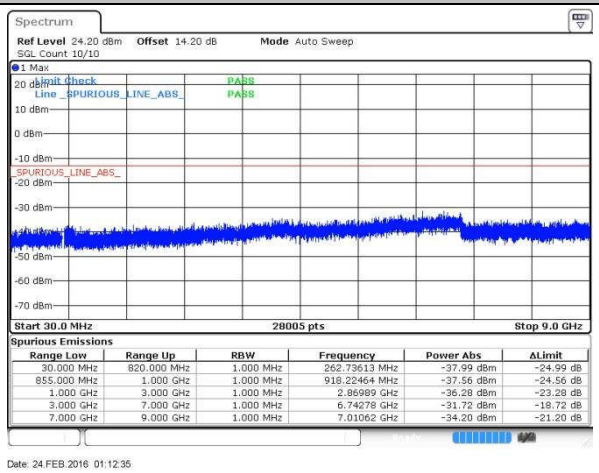

Spurious Emissions

Range Low	Range Up	RBW	Frequency	Power Abs	ΔLimit
30.000 MHz	820.000 MHz	1.000 MHz	262.73613 MHz	-37.99 dBm	-24.99 dB
855.000 MHz	1.000 GHz	1.000 MHz	918.22464 MHz	-37.56 dBm	-24.56 dB
1.000 GHz	3.000 GHz	1.000 MHz	2.86989 GHz	-36.28 dBm	-23.28 dB
3.000 GHz	7.000 GHz	1.000 MHz	6.74278 GHz	-31.72 dBm	-18.72 dB
7.000 GHz	9.000 GHz	1.000 MHz	7.01062 GHz	-34.20 dBm	-21.20 dB

Date: 24.FEB.2016 01:12:35

GSM850 (EDGE class 8)

Lowest Channel

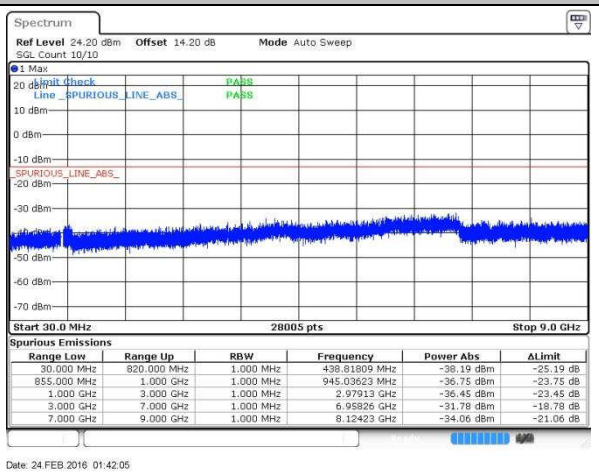

Spurious Emissions

Range Low	Range Up	RBW	Frequency	Power Abs	ΔLimit
30.000 MHz	820.000 MHz	1.000 MHz	438.81809 MHz	-38.19 dBm	-25.19 dB
855.000 MHz	1.000 GHz	1.000 MHz	945.03623 MHz	-36.75 dBm	-23.75 dB
1.000 GHz	3.000 GHz	1.000 MHz	2.97913 GHz	-36.45 dBm	-23.45 dB
3.000 GHz	7.000 GHz	1.000 MHz	6.95826 GHz	-31.78 dBm	-18.78 dB
7.000 GHz	9.000 GHz	1.000 MHz	8.12423 GHz	-34.06 dBm	-21.06 dB

Date: 24.FEB.2016 01:42:05

Middle Channel

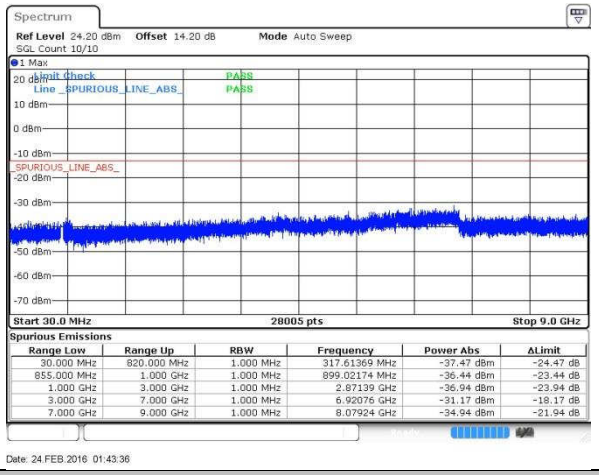

Spurious Emissions

Range Low	Range Up	RBW	Frequency	Power Abs	ΔLimit
30.000 MHz	820.000 MHz	1.000 MHz	317.61369 MHz	-37.47 dBm	-24.47 dB
855.000 MHz	1.000 GHz	1.000 MHz	899.02174 MHz	-36.44 dBm	-23.44 dB
1.000 GHz	3.000 GHz	1.000 MHz	2.87139 GHz	-36.94 dBm	-23.94 dB
3.000 GHz	7.000 GHz	1.000 MHz	6.92076 GHz	-31.17 dBm	-18.17 dB
7.000 GHz	9.000 GHz	1.000 MHz	8.07924 GHz	-34.94 dBm	-21.94 dB

Date: 24.FEB.2016 01:43:36

Highest Channel

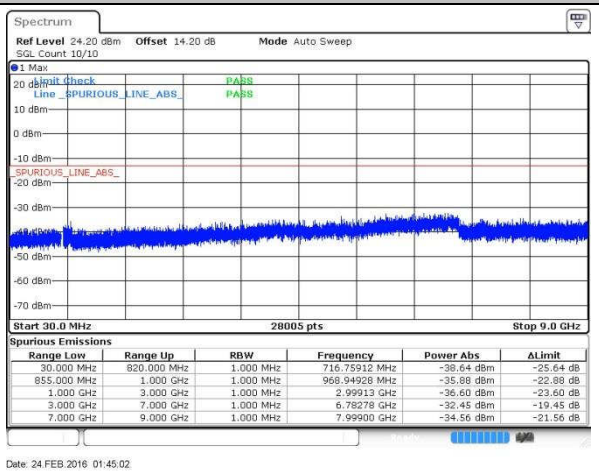

Spurious Emissions

Range Low	Range Up	RBW	Frequency	Power Abs	ΔLimit
30.000 MHz	820.000 MHz	1.000 MHz	716.75912 MHz	-38.64 dBm	-25.64 dB
855.000 MHz	1.000 GHz	1.000 MHz	968.94928 MHz	-35.88 dBm	-22.88 dB
1.000 GHz	3.000 GHz	1.000 MHz	2.99913 GHz	-36.60 dBm	-23.60 dB
3.000 GHz	7.000 GHz	1.000 MHz	6.78278 GHz	-32.45 dBm	-19.45 dB
7.000 GHz	9.000 GHz	1.000 MHz	7.99900 GHz	-34.56 dBm	-21.56 dB

Date: 24.FEB.2016 01:45:02

GSM1900 (GSM)

Lowest Channel

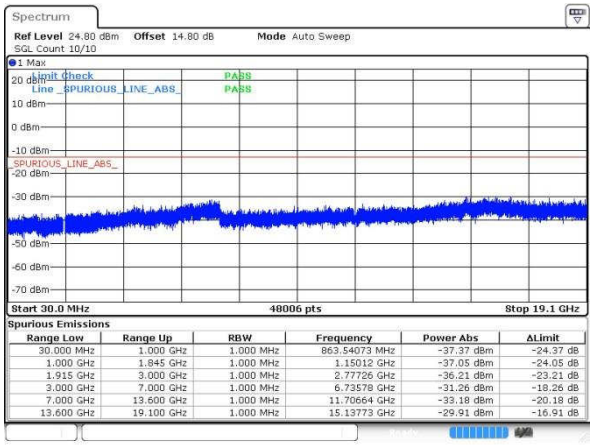

Spurious Emissions

Range Low	Range Up	RBW	Frequency	Power Abs	ΔLimit
30.000 MHz	1.000 GHz	1.000 MHz	863.54073 MHz	-37.37 dBm	-24.37 dB
1.000 GHz	1.845 GHz	1.000 MHz	1.15012 GHz	-37.05 dBm	-24.05 dB
1.915 GHz	3.000 GHz	1.000 MHz	2.77726 GHz	-36.21 dBm	-23.21 dB
3.000 GHz	7.000 GHz	1.000 MHz	6.73578 GHz	-31.26 dBm	-18.26 dB
7.000 GHz	13.600 GHz	1.000 MHz	11.70664 GHz	-33.18 dBm	-20.18 dB
13.600 GHz	19.100 GHz	1.000 MHz	15.13773 GHz	-29.91 dBm	-16.91 dB

Date: 24.FEB.2016 02:37:36

Middle Channel

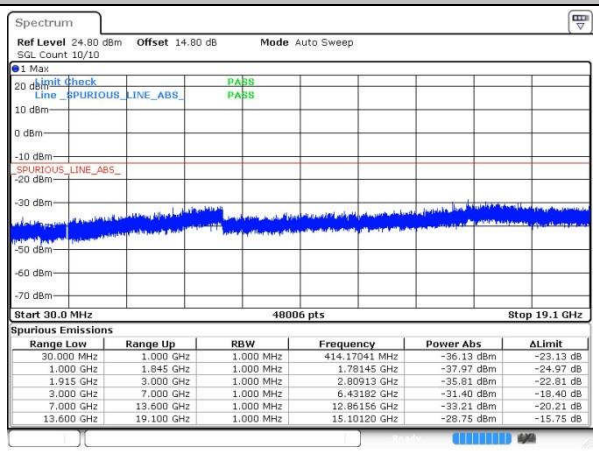

Spurious Emissions

Range Low	Range Up	RBW	Frequency	Power Abs	ΔLimit
30.000 MHz	1.000 GHz	1.000 MHz	414.17041 MHz	-36.13 dBm	-23.13 dB
1.000 GHz	1.845 GHz	1.000 MHz	1.78145 GHz	-37.97 dBm	-24.97 dB
1.915 GHz	3.000 GHz	1.000 MHz	2.80913 GHz	-35.81 dBm	-22.81 dB
3.000 GHz	7.000 GHz	1.000 MHz	6.43182 GHz	-31.40 dBm	-18.40 dB
7.000 GHz	13.600 GHz	1.000 MHz	12.86156 GHz	-33.21 dBm	-20.21 dB
13.600 GHz	19.100 GHz	1.000 MHz	15.10120 GHz	-28.75 dBm	-15.75 dB

Date: 24.FEB.2016 02:38:58

Highest Channel

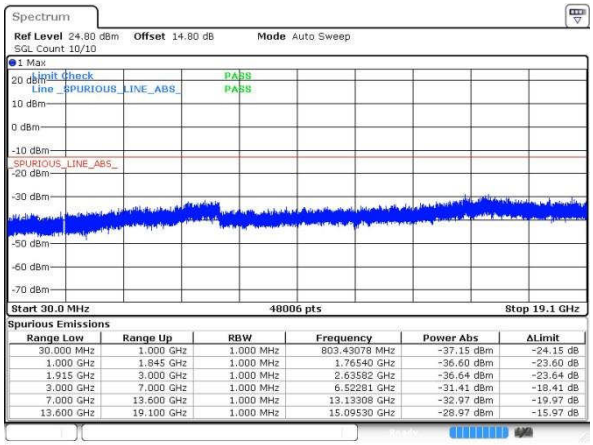

Spurious Emissions

Range Low	Range Up	RBW	Frequency	Power Abs	ΔLimit
30.000 MHz	1.000 GHz	1.000 MHz	803.43078 MHz	-37.15 dBm	-24.15 dB
1.000 GHz	1.845 GHz	1.000 MHz	1.76540 GHz	-36.60 dBm	-23.60 dB
1.915 GHz	3.000 GHz	1.000 MHz	2.63582 GHz	-36.64 dBm	-23.64 dB
3.000 GHz	7.000 GHz	1.000 MHz	6.52281 GHz	-31.41 dBm	-18.41 dB
7.000 GHz	13.600 GHz	1.000 MHz	13.13308 GHz	-32.97 dBm	-19.97 dB
13.600 GHz	19.100 GHz	1.000 MHz	15.09530 GHz	-28.97 dBm	-15.97 dB

Date: 24.FEB.2016 02:40:17

GSM1900 (EDGE class 8)

Lowest Channel

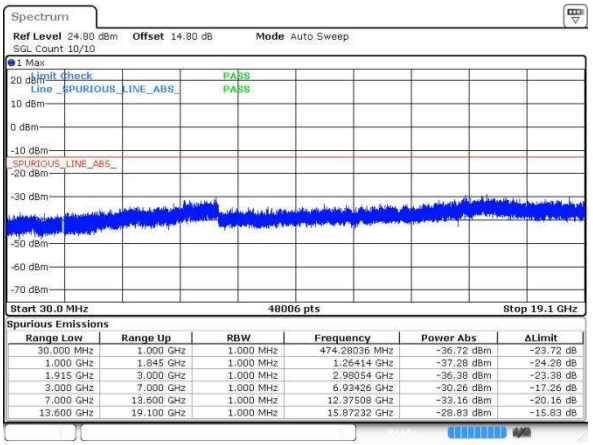

Spurious Emissions

Range Low	Range Up	RBW	Frequency	Power Abs	ΔLimit
30.000 MHz	1.000 GHz	1.000 MHz	474.28036 MHz	-36.72 dBm	-23.72 dB
1.000 GHz	1.845 GHz	1.000 MHz	1.26414 GHz	-37.28 dBm	-24.28 dB
1.915 GHz	3.000 GHz	1.000 MHz	2.98054 GHz	-36.38 dBm	-23.38 dB
3.000 GHz	7.000 GHz	1.000 MHz	6.93426 GHz	-30.26 dBm	-17.26 dB
7.000 GHz	13.600 GHz	1.000 MHz	12.37508 GHz	-33.16 dBm	-20.16 dB
13.600 GHz	19.100 GHz	1.000 MHz	15.87232 GHz	-28.83 dBm	-15.83 dB

Date: 24.FEB.2016 02:55:25

Middle Channel

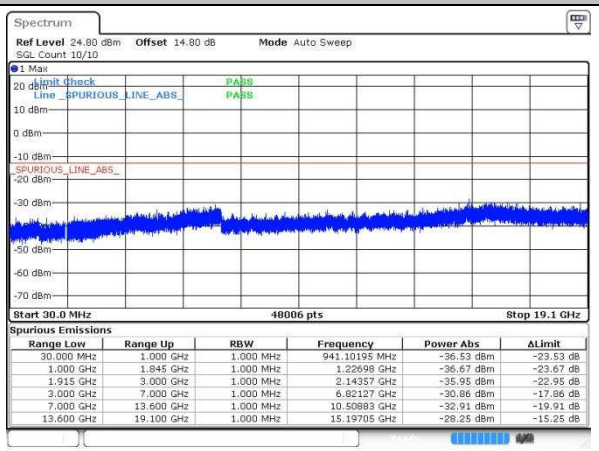

Spurious Emissions

Range Low	Range Up	RBW	Frequency	Power Abs	ΔLimit
30.000 MHz	1.000 GHz	1.000 MHz	941.10195 MHz	-36.53 dBm	-23.53 dB
1.000 GHz	1.845 GHz	1.000 MHz	1.22698 GHz	-36.67 dBm	-23.67 dB
1.915 GHz	3.000 GHz	1.000 MHz	2.14357 GHz	-35.95 dBm	-22.95 dB
3.000 GHz	7.000 GHz	1.000 MHz	6.82127 GHz	-30.86 dBm	-17.86 dB
7.000 GHz	13.600 GHz	1.000 MHz	10.50883 GHz	-32.91 dBm	-19.91 dB
13.600 GHz	19.100 GHz	1.000 MHz	15.19705 GHz	-28.25 dBm	-15.25 dB

Date: 24.FEB.2016 02:56:44

Highest Channel

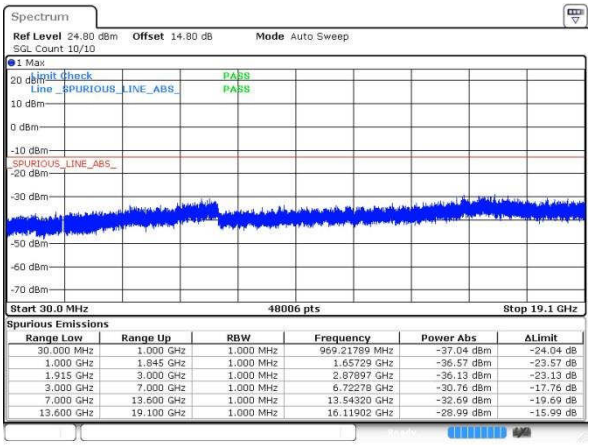

Spurious Emissions

Range Low	Range Up	RBW	Frequency	Power Abs	ΔLimit
30.000 MHz	1.000 GHz	1.000 MHz	969.21789 MHz	-37.04 dBm	-24.04 dB
1.000 GHz	1.845 GHz	1.000 MHz	1.65729 GHz	-36.57 dBm	-23.57 dB
1.915 GHz	3.000 GHz	1.000 MHz	2.87897 GHz	-36.13 dBm	-23.13 dB
3.000 GHz	7.000 GHz	1.000 MHz	6.72278 GHz	-30.76 dBm	-17.76 dB
7.000 GHz	13.600 GHz	1.000 MHz	13.54320 GHz	-32.69 dBm	-19.69 dB
13.600 GHz	19.100 GHz	1.000 MHz	16.11902 GHz	-28.99 dBm	-15.99 dB

Date: 24.FEB.2016 02:58:01

WCDMA Band V (RMC 12.2Kbps)

Lowest Channel

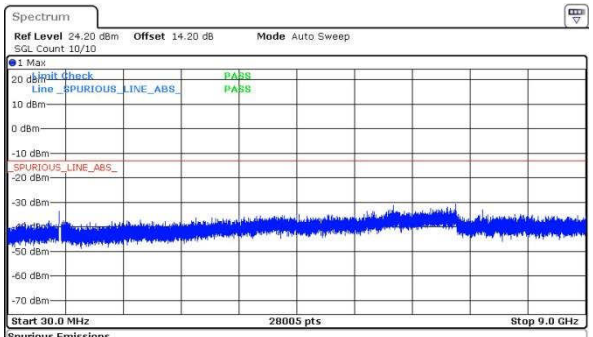

Spurious Emissions

Range Low	Range Up	RBW	Frequency	Power Abs	ΔLimit
30.000 MHz	820.000 MHz	1.000 MHz	819.80260 MHz	-33.59 dBm	-20.59 dB
855.000 MHz	1.000 GHz	1.000 MHz	897.86232 MHz	-37.58 dBm	-24.58 dB
1.000 GHz	3.000 GHz	1.000 MHz	2.94838 GHz	-36.32 dBm	-23.32 dB
3.000 GHz	7.000 GHz	1.000 MHz	6.98075 GHz	-30.77 dBm	-17.77 dB
7.000 GHz	9.000 GHz	1.000 MHz	7.39983 GHz	-33.04 dBm	-20.04 dB

Date: 24.FEB.2016 09:46:53

Middle Channel

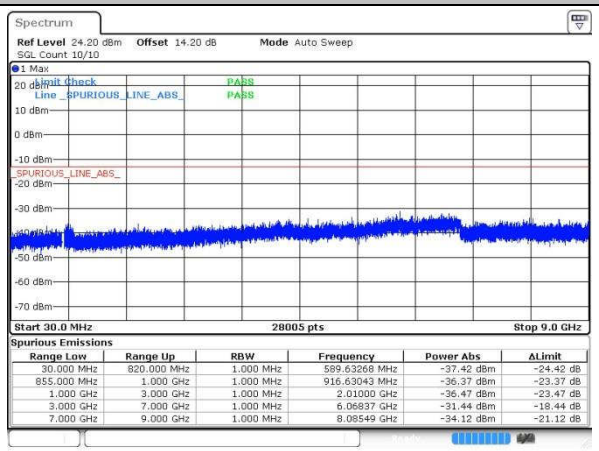

Spurious Emissions

Range Low	Range Up	RBW	Frequency	Power Abs	ΔLimit
30.000 MHz	820.000 MHz	1.000 MHz	589.63268 MHz	-37.42 dBm	-24.42 dB
855.000 MHz	1.000 GHz	1.000 MHz	916.63043 MHz	-36.37 dBm	-23.37 dB
1.000 GHz	3.000 GHz	1.000 MHz	2.01000 GHz	-36.47 dBm	-23.47 dB
3.000 GHz	7.000 GHz	1.000 MHz	6.06837 GHz	-31.44 dBm	-18.44 dB
7.000 GHz	9.000 GHz	1.000 MHz	8.08549 GHz	-34.12 dBm	-21.12 dB

Date: 24.FEB.2016 09:48:08

Highest Channel

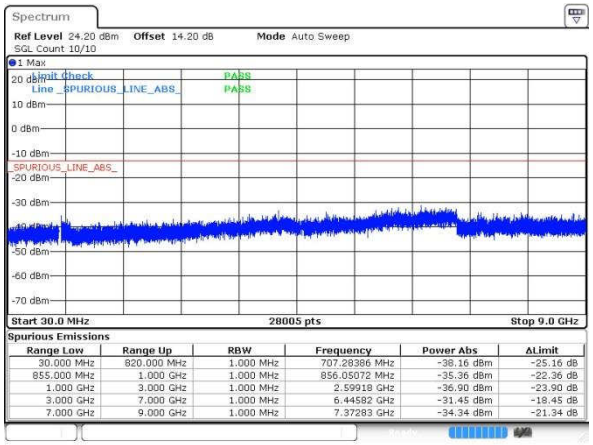

Spurious Emissions

Range Low	Range Up	RBW	Frequency	Power Abs	ΔLimit
30.000 MHz	820.000 MHz	1.000 MHz	707.28386 MHz	-38.16 dBm	-25.16 dB
855.000 MHz	1.000 GHz	1.000 MHz	856.05072 MHz	-35.36 dBm	-22.36 dB
1.000 GHz	3.000 GHz	1.000 MHz	2.59918 GHz	-36.90 dBm	-23.90 dB
3.000 GHz	7.000 GHz	1.000 MHz	6.44582 GHz	-31.45 dBm	-18.45 dB
7.000 GHz	9.000 GHz	1.000 MHz	7.37283 GHz	-34.34 dBm	-21.34 dB

Date: 24.FEB.2016 09:49:24

WCDMA Band II (RMC 12.2Kbps)

Lowest Channel

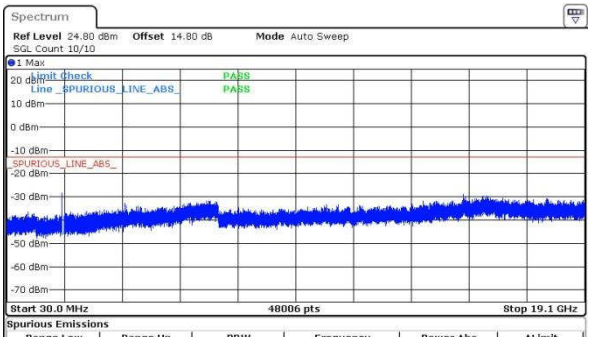

Spurious Emissions

Range Low	Range Up	RBW	Frequency	Power Abs	ΔLimit
30.000 MHz	1.000 GHz	1.000 MHz	727.80860 MHz	-36.38 dBm	-23.38 dB
1.000 GHz	1.845 GHz	1.000 MHz	1.84479 GHz	-28.20 dBm	-15.20 dB
1.915 GHz	3.000 GHz	1.000 MHz	2.98502 GHz	-36.23 dBm	-23.23 dB
3.000 GHz	7.000 GHz	1.000 MHz	6.73578 GHz	-31.71 dBm	-18.71 dB
7.000 GHz	13.600 GHz	1.000 MHz	13.39141 GHz	-33.15 dBm	-20.15 dB
13.600 GHz	19.100 GHz	1.000 MHz	15.09609 GHz	-29.09 dBm	-16.09 dB

Date: 24.FEB.2016 09:21:23

Middle Channel

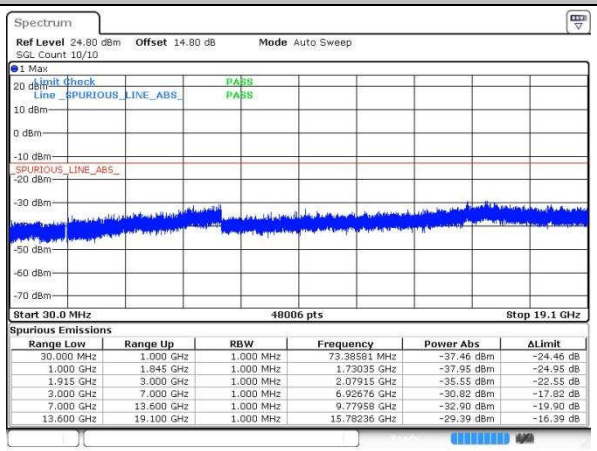

Spurious Emissions

Range Low	Range Up	RBW	Frequency	Power Abs	ΔLimit
30.000 MHz	1.000 GHz	1.000 MHz	73.38581 MHz	-37.46 dBm	-24.46 dB
1.000 GHz	1.845 GHz	1.000 MHz	1.73035 GHz	-37.95 dBm	-24.95 dB
1.915 GHz	3.000 GHz	1.000 MHz	2.07915 GHz	-35.55 dBm	-22.55 dB
3.000 GHz	7.000 GHz	1.000 MHz	6.92676 GHz	-30.82 dBm	-17.82 dB
7.000 GHz	13.600 GHz	1.000 MHz	9.77958 GHz	-32.90 dBm	-19.90 dB
13.600 GHz	19.100 GHz	1.000 MHz	15.78236 GHz	-29.39 dBm	-16.39 dB

Date: 24.FEB.2016 09:22:40

Highest Channel

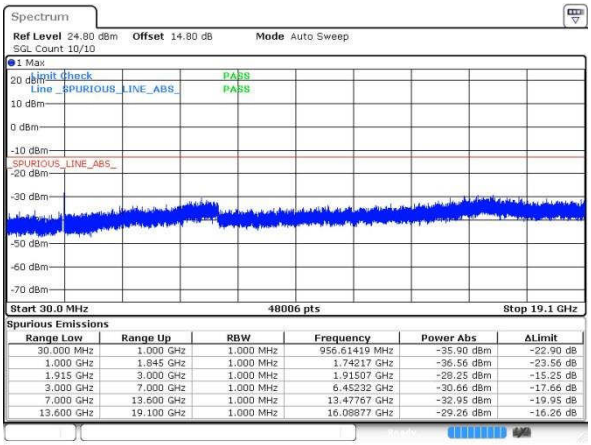

Spurious Emissions

Range Low	Range Up	RBW	Frequency	Power Abs	ΔLimit
30.000 MHz	1.000 GHz	1.000 MHz	956.61419 MHz	-35.90 dBm	-22.90 dB
1.000 GHz	1.845 GHz	1.000 MHz	1.74217 GHz	-36.56 dBm	-23.56 dB
1.915 GHz	3.000 GHz	1.000 MHz	1.91507 GHz	-28.25 dBm	-15.25 dB
3.000 GHz	7.000 GHz	1.000 MHz	6.45232 GHz	-30.66 dBm	-17.66 dB
7.000 GHz	13.600 GHz	1.000 MHz	13.47767 GHz	-32.95 dBm	-19.95 dB
13.600 GHz	19.100 GHz	1.000 MHz	16.08877 GHz	-29.26 dBm	-16.26 dB

Date: 24.FEB.2016 09:23:55

Frequency Stability

Test Conditions	Middle Channel	GSM850 (GSM)	GSM850 (EDGE class 8)	Limit 2.5ppm
Temperature (°C)	Voltage (Volt)	Deviation (ppm)		Result
50	Normal Voltage	0.0538	0.0442	PASS
40	Normal Voltage	0.0084	0.0096	
30	Normal Voltage	0.0478	0.0538	
20(Ref.)	Normal Voltage	0.0000	0.0000	
10	Normal Voltage	0.0430	0.0084	
0	Normal Voltage	0.0383	0.0072	
-10	Normal Voltage	0.0120	0.0048	
-20	Normal Voltage	0.0084	0.0622	
-30	Normal Voltage	0.0478	0.0155	
20	Maximum Voltage	0.0538	0.0598	
20	Normal Voltage	0.0048	0.0143	
20	Battery End Point	0.0060	0.0132	

Note: Normal Voltage = 3.9V. ；Battery End Point (BEP) = 3.5 V.；Maximum Voltage =4.35 V

Test Conditions	Middle Channel	GSM1900 (GSM)	GSM1900 (EDGE class 8)	Limit Note 2.
Temperature (°C)	Voltage (Volt)	Deviation (ppm)		Result
50	Normal Voltage	0.0218	0.0202	PASS
40	Normal Voltage	0.0021	0.0223	
30	Normal Voltage	0.0186	0.0016	
20(Ref.)	Normal Voltage	0.0000	0.0000	
10	Normal Voltage	0.0181	0.0032	
0	Normal Voltage	0.0191	0.0239	
-10	Normal Voltage	0.0229	0.0250	
-20	Normal Voltage	0.0037	0.0037	
-30	Normal Voltage	0.0005	0.0037	
20	Maximum Voltage	0.0170	0.0186	
20	Normal Voltage	0.0021	0.0170	
20	Battery End Point	0.0032	0.0027	

Note:

1. Normal Voltage = 3.9V. ；Battery End Point (BEP) = 3.5 V.；Maximum Voltage =4.35 V
2. The frequency fundamental emissions stay within the authorized frequency block based on the frequency deviation measured is small.

Test Conditions	Middle Channel	WCDMA Band V (RMC 12.2Kbps)	Limit 2.5ppm
Temperature (°C)	Voltage (Volt)	Deviation (ppm)	Result
50	Normal Voltage	0.0359	PASS
40	Normal Voltage	0.0084	
30	Normal Voltage	0.0407	
20(Ref.)	Normal Voltage	0.0000	
10	Normal Voltage	0.0442	
0	Normal Voltage	0.0024	
-10	Normal Voltage	0.0048	
-20	Normal Voltage	0.0060	
-30	Normal Voltage	0.0347	
20	Maximum Voltage	0.0024	
20	Normal Voltage	0.0418	
20	Battery End Point	0.0179	

Note: Normal Voltage = 3.9V.；Battery End Point (BEP) = 3.5 V.；Maximum Voltage =4.35 V

Test Conditions	Middle Channel	WCDMA Band II (RMC 12.2Kbps)	Limit Note 2.
Temperature (°C)	Voltage (Volt)	Deviation (ppm)	Result
50	Normal Voltage	0.0064	PASS
40	Normal Voltage	0.0016	
30	Normal Voltage	0.0037	
20(Ref.)	Normal Voltage	0.0000	
10	Normal Voltage	0.0160	
0	Normal Voltage	0.0005	
-10	Normal Voltage	0.0165	
-20	Normal Voltage	0.0016	
-30	Normal Voltage	0.0048	
20	Maximum Voltage	0.0011	
20	Normal Voltage	0.0043	
20	Battery End Point	0.0059	

Note:

1. Normal Voltage = 3.9V.；Battery End Point (BEP) = 3.5 V.；Maximum Voltage =4.35 V
2. The frequency fundamental emissions stay within the authorized frequency block based on the frequency deviation measured is small.

Appendix B. Test Results of Radiated Test

ERP/EIRP

Channel	Mode	Horizontal		Vertical	
		ERP(dBm)	ERP(W)	ERP(dBm)	ERP(W)
Lowest	GSM850 GSM	26.76	0.4742	19.64	0.0920
Middle		27.35	0.5437	20.79	0.1199
Highest		27.19	0.5241	21.21	0.1321
Lowest	GSM850 EDGE class 8	20.16	0.1037	13.02	0.0201
Middle		20.08	0.1017	13.56	0.0227
Highest		20.25	0.1060	14.26	0.0267
Lowest	WCDMA Band V RMC 12.2Kbps	18.17	0.0657	11.18	0.0131
Middle		17.96	0.0625	11.62	0.0145
Highest		17.99	0.0629	11.86	0.0153
Limit	ERP < 7W	Result		PASS	

Channel	Mode	Horizontal		Vertical	
		EIRP(dBm)	EIRP(W)	EIRP(dBm)	EIRP(W)
Lowest	GSM1900 GSM	31.19	1.3153	31.47	1.4043
Middle		31.50	1.4115	32.07	1.6103
Highest		30.80	1.2018	31.70	1.4807
Lowest	GSM1900 EDGE class 8	26.76	0.4744	26.90	0.4899
Middle		26.92	0.4922	27.51	0.5640
Highest		26.63	0.4601	27.47	0.5584
Lowest	WCDMA Band II RMC 12.2Kbps	24.16	0.2608	24.52	0.2829
Middle		24.42	0.2769	24.96	0.3136
Highest		24.50	0.2817	25.23	0.3334
Limit	EIRP < 2W	Result		PASS	

Radiated Spurious Emission

GSM850 (GSM) for Adapter 1 and USB Cable 1									
Channel	Frequency (MHz)	ERP (dBm)	Limit (dBm)	Over Limit (dB)	SPA Reading (dBm)	S.G. Power (dBm)	TX Cable loss (dB)	TX Antenna Gain (dBi)	Polarization (H/V)
Middle	1674	-49.99	-13	-36.99	-51.49	-52.01	1.73	5.90	H
	2510	-52.59	-13	-39.59	-57.00	-55.13	2.11	6.80	H
	3345	-59.94	-13	-46.94	-65.02	-62.72	2.47	7.40	H
	1674	-49.45	-13	-36.45	-51.35	-51.47	1.73	5.90	V
	2510	-43.22	-13	-30.22	-49.16	-45.76	2.11	6.80	V
	3345	-60.47	-13	-47.47	-65.76	-63.25	2.47	7.40	V

Remark: Spurious emissions within 30-1000MHz were found more than 20dB below limit line.

GSM850 (EDGE class 8) for Adapter 1 and USB Cable 1									
Channel	Frequency (MHz)	ERP (dBm)	Limit (dBm)	Over Limit (dB)	SPA Reading (dBm)	S.G. Power (dBm)	TX Cable loss (dB)	TX Antenna Gain (dBi)	Polarization (H/V)
Middle	1672	-61.75	-13	-48.75	-61.83	-63.77	1.73	5.90	H
	2509	-59.03	-13	-46.03	-63.16	-61.57	2.11	6.80	H
	3345	-61.05	-13	-48.05	-66.13	-63.83	2.47	7.40	H
	1674	-58.12	-13	-45.12	-59.63	-60.14	1.73	5.90	V
	2508	-57.84	-13	-44.84	-63.33	-60.38	2.11	6.80	V
	3345	-60.08	-13	-47.08	-65.37	-62.86	2.47	7.40	V

Remark: Spurious emissions within 30-1000MHz were found more than 20dB below limit line.

GSM1900 (GSM) for Adapter 1 and USB Cable 1									
Channel	Frequency (MHz)	EIRP (dBm)	Limit (dBm)	Over Limit (dB)	SPA Reading (dBm)	S.G. Power (dBm)	TX Cable loss (dB)	TX Antenna Gain (dBi)	Polarization (H/V)
Middle	3760	-57.20	-13	-44.20	-66.76	-62.20	2.60	7.60	H
	5640	-49.48	-13	-36.48	-63.47	-56.48	3.10	10.10	H
	7521	-50.24	-13	-37.24	-68.97	-56.40	5.77	11.93	H
	3759	-55.14	-13	-42.14	-65.66	-60.14	2.60	7.60	V
	5640	-51.22	-13	-38.22	-65.68	-58.22	3.10	10.10	V
	7521	-49.52	-13	-36.52	-67.44	-55.68	5.77	11.93	V

Remark: Spurious emissions within 30-1000MHz were found more than 20dB below limit line.

GSM1900 (EDGE class 8) for Adapter 1 and USB Cable 1									
Channel	Frequency (MHz)	EIRP (dBm)	Limit (dBm)	Over Limit (dB)	SPA Reading (dBm)	S.G. Power (dBm)	TX Cable loss (dB)	TX Antenna Gain (dBi)	Polarization (H/V)
Middle	3759	-57.20	-13	-44.20	-66.76	-62.20	2.60	7.60	H
	5640	-54.02	-13	-41.02	-68.01	-61.02	3.10	10.10	H
	7521	-50.12	-13	-37.12	-68.85	-56.28	5.77	11.93	H
	3760	-55.36	-13	-42.36	-65.88	-60.36	2.60	7.60	V
	5640	-53.54	-13	-40.54	-68	-60.54	3.10	10.10	V
	7521	-50.78	-13	-37.78	-68.7	-56.94	5.77	11.93	V

Remark: Spurious emissions within 30-1000MHz were found more than 20dB below limit line.

WCDMA Band V(RMC 12.2Kbps) for Adapter 1 and USB Cable 1									
Channel	Frequency (MHz)	ERP (dBm)	Limit (dBm)	Over Limit (dB)	SPA Reading (dBm)	S.G. Power (dBm)	TX Cable loss (dB)	TX Antenna Gain (dBi)	Polarization (H/V)
Middle	1672	-59.75	-13	-46.75	-59.98	-61.77	1.73	5.90	H
	2509	-58.26	-13	-45.26	-62.39	-60.80	2.11	6.80	H
	3345	-60.73	-13	-47.73	-65.81	-63.51	2.47	7.40	H
	1670	-55.55	-13	-42.55	-57.26	-57.57	1.73	5.90	V
	2508	-57.08	-13	-44.08	-62.57	-59.62	2.11	6.80	V
	3345	-59.77	-13	-46.77	-65.06	-62.55	2.47	7.40	V

Remark: Spurious emissions within 30-1000MHz were found more than 20dB below limit line.

WCDMA Band II(RMC 12.2Kbps) for Adapter 1 and USB Cable 1									
Channel	Frequency (MHz)	EIRP (dBm)	Limit (dBm)	Over Limit (dB)	SPA Reading (dBm)	S.G. Power (dBm)	TX Cable loss (dB)	TX Antenna Gain (dBi)	Polarization (H/V)
Middle	3759	-54.95	-13	-41.95	-64.51	-59.95	2.60	7.60	H
	5640	-52.94	-13	-39.94	-66.93	-59.94	3.10	10.10	H
	7521	-50.07	-13	-37.07	-68.80	-56.23	5.77	11.93	H
	3760	-55.55	-13	-42.55	-66.07	-60.55	2.60	7.60	V
	5640	-53.74	-13	-40.74	-68.2	-60.74	3.10	10.10	V
	7521	-51.67	-13	-38.67	-69.59	-57.83	5.77	11.93	V

GSM850 (GSM) for Adapter 2 and USB Cable 2									
Channel	Frequency (MHz)	ERP (dBm)	Limit (dBm)	Over Limit (dB)	SPA Reading (dBm)	S.G. Power (dBm)	TX Cable loss (dB)	TX Antenna Gain (dBi)	Polarization (H/V)
Middle	1674	-44.58	-13	-31.58	-45.30	-46.60	1.73	5.90	H
	2510	-54.18	-13	-41.18	-58.31	-56.72	2.11	6.80	H
	3345	-60.68	-13	-47.68	-65.76	-63.46	2.47	7.40	H
	1674	-41.38	-13	-28.38	-43.48	-43.40	1.73	5.90	V
	2510	-49.27	-13	-36.27	-54.96	-51.81	2.11	6.80	V
	3345	-60.54	-13	-47.54	-65.83	-63.32	2.47	7.40	V

Remark: Spurious emissions within 30-1000MHz were found more than 20dB below limit line.

GSM1900 (GSM) for Adapter 2 and USB Cable 2									
Channel	Frequency (MHz)	EIRP (dBm)	Limit (dBm)	Over Limit (dB)	SPA Reading (dBm)	S.G. Power (dBm)	TX Cable loss (dB)	TX Antenna Gain (dBi)	Polarization (H/V)
Middle	3702	-48.60	-13	-35.60	-58.91	-53.60	2.60	7.60	H
	5550	-49.83	-13	-36.83	-63.82	-56.83	3.10	10.10	H
	7521	-50.60	-13	-37.60	-69.33	-56.76	5.77	11.93	H
	3702	-50.41	-13	-37.41	-61.09	-55.41	2.60	7.60	V
	5550	-43.01	-13	-30.01	-58.51	-50.01	3.10	10.10	V
	7521	-51.70	-13	-38.70	-69.62	-57.86	5.77	11.93	V