## #System Check_Body_5250MHz_160118

**DUT: D5GHzV2 - SN:1167**

Communication System: UID 0, CW (0); Frequency: 5250 MHz;Duty Cycle: 1:1
Medium: MSL_5250_160513 Medium parameters used: f = 5250 MHz; $\sigma$ = 5.29 S/m; $\varepsilon_r$ = 50.923; $\rho$ = 1000 kg/m$^3$
**Ambient Temperature**: 23.2 ℃ ; **Liquid Temperature**: 22.8 ℃

DASY5 Configuration:
- Probe: EX3DV4 - SN3819; ConvF(4.2, 4.2, 4.2); Calibrated: 2015.11.27;
- Sensor-Surface: 1.4mm (Mechanical Surface Detection)
- Electronics: DAE4 Sn1303; Calibrated: 2015.11.24
- Phantom: SAM (Front) with CRP v5.0; Type: QD000P40CD; Serial: TP:1795
- Measurement SW: DASY52, Version 52.8 (8);SEMCAD X Version 14.6.10 (7331)

**Pin=100mW/Area Scan (71x71x1):** Interpolated grid: dx=10mm, dy=10mm
Maximum value of SAR (interpolated) = 22.0 W/kg

**Pin=100mW/Zoom Scan (7x7x7)/Cube 0:** Measurement grid: dx=4mm, dy=4mm, dz=1.4mm
Reference Value = 54.65 V/m; Power Drift = 0.01 dB
Peak SAR (extrapolated) = 37.0 W/kg
**SAR(1 g) = 7.8 W/kg; SAR(10 g) = 2.29 W/kg**
Maximum value of SAR (measured) = 22.8 W/kg

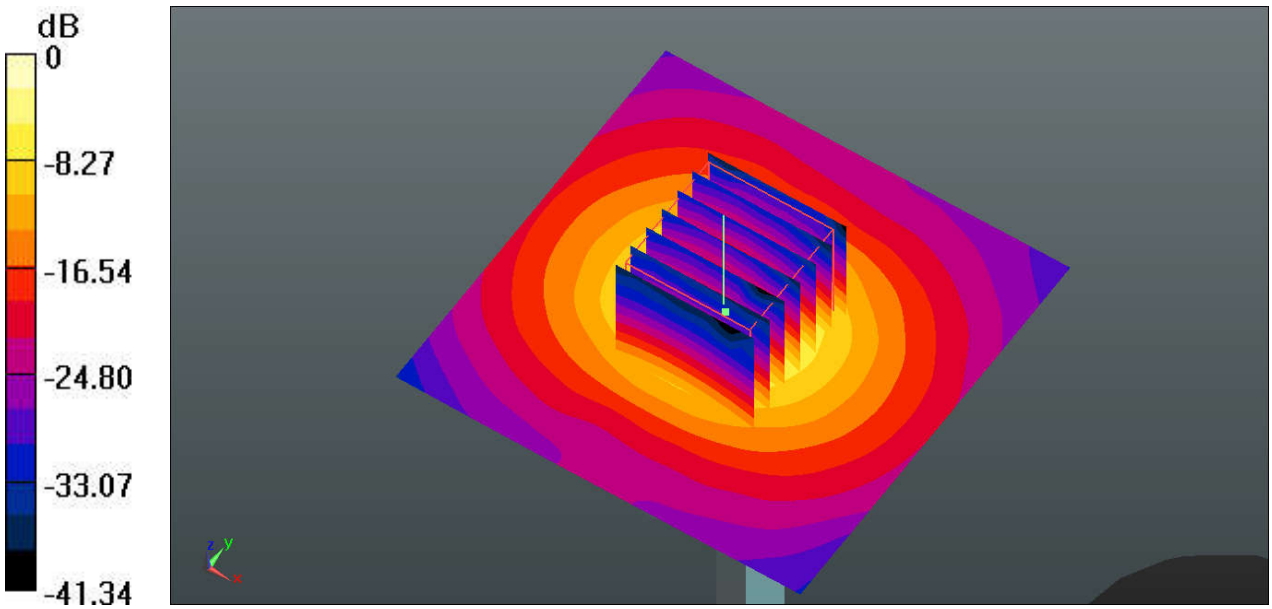


0 dB = 22.0 W/kg

Test Laboratory:Sporton International Inc SAR Testing Lab Date: 2016.5.13

## #System Check_Body_5600MHz_160513

**DUT: D5GHzV2 - SN:1167**

Communication System: UID 0, CW (0); Frequency: 5600 MHz;Duty Cycle: 1:1
Medium: MSL_5600_160513 Medium parameters used: f = 5600 MHz; $\sigma$ = 5.884 S/m; $\varepsilon_r$ = 50.283; $\rho$ = 1000 kg/m$^3$
**Ambient Temperature**: 23.2 ℃ ; **Liquid Temperature**: 22.7 ℃

DASY5 Configuration:
- Probe: EX3DV4 - SN3819; ConvF(3.67, 3.67, 3.67); Calibrated: 2015.11.27;
- Sensor-Surface: 1.4mm (Mechanical Surface Detection)
- Electronics: DAE4 Sn1303; Calibrated: 2015.11.24
- Phantom: SAM (Front) with CRP v5.0; Type: QD000P40CD; Serial: TP:1795
- Measurement SW: DASY52, Version 52.8 (8);SEMCAD X Version 14.6.10 (7331)

**Pin=100mW/Area Scan (71x71x1):** Interpolated grid: dx=10mm, dy=10mm
Maximum value of SAR (interpolated) = 21.8 W/kg

**Pin=100mW/Zoom Scan (7x7x7)/Cube 0:** Measurement grid: dx=4mm, dy=4mm, dz=1.4mm
Reference Value = 52.03 V/m; Power Drift = 0.04 dB
Peak SAR (extrapolated) = 36.0 W/kg
**SAR(1 g) = 7.92 W/kg; SAR(10 g) = 2.37 W/kg**
Maximum value of SAR (measured) = 22.8 W/kg

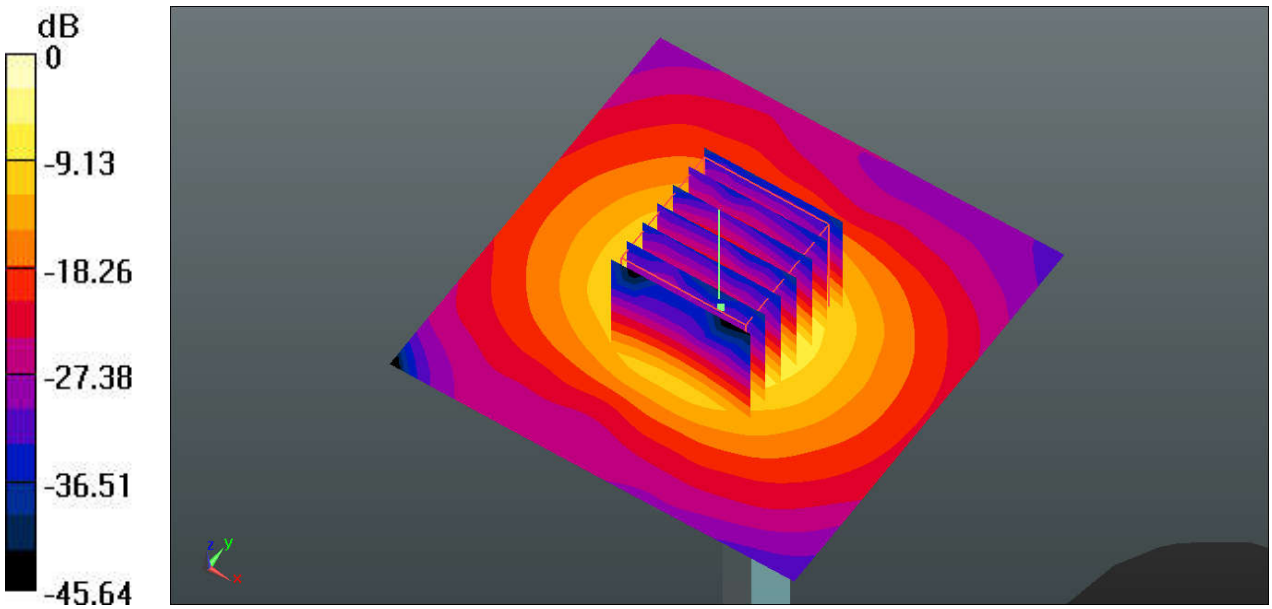


0 dB = 21.8 W/kg

Test Laboratory:Sporton International Inc SAR Testing Lab Date: 2016.5.13

## #System Check_Body_5750MHz_160513

**DUT: D5GHzV2 - SN:1167**

Communication System: UID 0, CW (0); Frequency: 5750 MHz;Duty Cycle: 1:1
Medium: MSL_5750_160513 Medium parameters used: f = 5750 MHz; $\sigma$ = 6.113 S/m; $\varepsilon_r$ = 49.934; $\rho$ = 1000 kg/m$^3$
**Ambient Temperature**: 23.2 ℃ ; **Liquid Temperature**: 22.9 ℃

DASY5 Configuration:
- Probe: EX3DV4 - SN3819; ConvF(3.73, 3.73, 3.73); Calibrated: 2015.11.27;
- Sensor-Surface: 1.4mm (Mechanical Surface Detection)
- Electronics: DAE4 Sn1303; Calibrated: 2015.11.24
- Phantom: SAM (Front) with CRP v5.0; Type: QD000P40CD; Serial: TP:1795
- Measurement SW: DASY52, Version 52.8 (8);SEMCAD X Version 14.6.10 (7331)

**Pin=100mW/Area Scan (71x71x1):** Interpolated grid: dx=10mm, dy=10mm
Maximum value of SAR (interpolated) = 18.1 W/kg

**Pin=100mW/Zoom Scan (7x7x7)/Cube 0:** Measurement grid: dx=4mm, dy=4mm, dz=1.4mm
Reference Value = 45.14 V/m; Power Drift = 0.05 dB
Peak SAR (extrapolated) = 29.8 W/kg
**SAR(1 g) = 7.27 W/kg; SAR(10 g) = 1.98 W/kg**
Maximum value of SAR (measured) = 18.6 W/kg

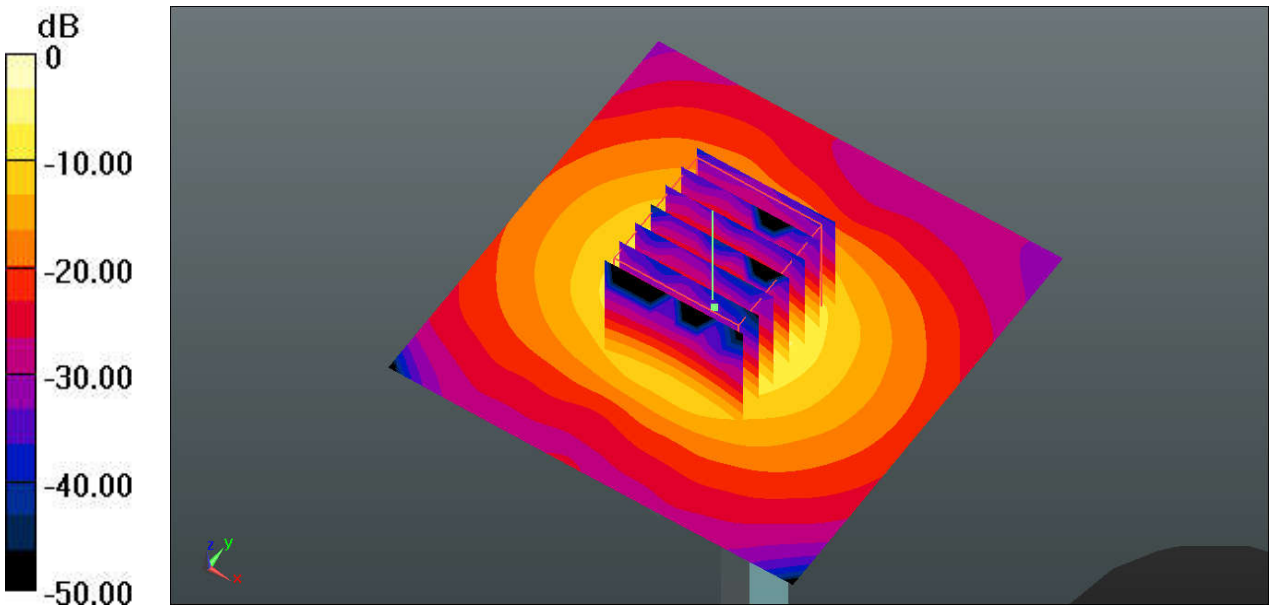


0 dB = 18.1 W/kg

# Appendix B. Plots of High SAR Measurement

The plots are shown as follows.

## #01_GSM850_GPRS(3 Tx slots)_Left Cheek_Ch189

Communication System: UID 0, GPRS/EDGE11 (0); Frequency: 836.4 MHz;Duty Cycle: 1:2.77
Medium: HSL_835_160427 Medium parameters used: f = 836.6 MHz; $\sigma$ = 0.917 S/m; $\varepsilon_r$ = 41.516; $\rho$ = 1000 kg/m$^3$
**Ambient Temperature**: 23.3 ℃ ; **Liquid Temperature**: 22.7 ℃

DASY5 Configuration:
- Probe: EX3DV4 - SN3935; ConvF(10.15, 10.15, 10.15); Calibrated: 2015.11.27;
- Sensor-Surface: 2mm (Mechanical Surface Detection)
- Electronics: DAE4 Sn1338; Calibrated: 2015.11.23
- Phantom: SAM (Front) with CRP v5.0; Type: QD000P40CD; Serial: TP:1795
- Measurement SW: DASY52, Version 52.8 (8);SEMCAD X Version 14.6.10 (7331)

**Ch189/Area Scan (71x121x1):** Interpolated grid: dx=15mm, dy=15mm
Maximum value of SAR (interpolated) = 0.363 W/kg

**Ch189/Zoom Scan (5x5x7)/Cube 0:** Measurement grid: dx=8mm, dy=8mm, dz=5mm
Reference Value = 1.211 V/m; Power Drift = 0.02 dB
Peak SAR (extrapolated) = 0.384 W/kg
**SAR(1 g) = 0.316 W/kg; SAR(10 g) = 0.247 W/kg**
Maximum value of SAR (measured) = 0.356 W/kg




0 dB = 0.363 W/kg

## #02_GSM1900_GPRS(4 Tx slots)_Right Cheek_Ch810

Communication System: UID 0, GPRS/EDGE12 (0); Frequency: 1909.8 MHz;Duty Cycle: 1:2.08
Medium: HSL_1900_160427 Medium parameters used: f = 1909.8 MHz; $\sigma$ = 1.429 S/m; $\varepsilon_r$ = 40.972;$\rho$ = 1000 kg/m$^3$
**Ambient Temperature**: 23.3 ℃ ; **Liquid Temperature**: 22.6 ℃

DASY5 Configuration:
- Probe: EX3DV4 - SN3935; ConvF(8.37, 8.37, 8.37); Calibrated: 2015.11.27;
- Sensor-Surface: 2mm (Mechanical Surface Detection)
- Electronics: DAE4 Sn1338; Calibrated: 2015.11.23
- Phantom: SAM (Front) with CRP v5.0; Type: QD000P40CD; Serial: TP:1795
- Measurement SW: DASY52, Version 52.8 (8);SEMCAD X Version 14.6.10 (7331)

**Ch810/Area Scan (71x121x1):** Interpolated grid: dx=15mm, dy=15mm
Maximum value of SAR (interpolated) = 0.483 W/kg

**Ch810/Zoom Scan (5x5x7)/Cube 0:** Measurement grid: dx=8mm, dy=8mm, dz=5mm
Reference Value = 1.267 V/m; Power Drift = 0.09 dB
Peak SAR (extrapolated) = 0.399 W/kg
**SAR(1 g) = 0.242 W/kg; SAR(10 g) = 0.138 W/kg**
Maximum value of SAR (measured) = 0.320 W/kg




0 dB = 0.483 W/kg

## #03_WCDMA V_RMC 12.2Kbps_Left Cheek_Ch4233

Communication System: UID 0, UMTS (0); Frequency: 846.6 MHz;Duty Cycle: 1:1
Medium: HSL_835_160427 Medium parameters used: f = 846.6 MHz; $\sigma$ = 0.925 S/m; $\varepsilon_r$ = 41.415; $\rho$ = 1000 kg/m$^3$
**Ambient Temperature**: 23.3 ℃ ; **Liquid Temperature**: 22.7 ℃

DASY5 Configuration:
- Probe: EX3DV4 - SN3935; ConvF(10.15, 10.15, 10.15); Calibrated: 2015.11.27;
- Sensor-Surface: 2mm (Mechanical Surface Detection)
- Electronics: DAE4 Sn1338; Calibrated: 2015.11.23
- Phantom: SAM (Front) with CRP v5.0; Type: QD000P40CD; Serial: TP:1795
- Measurement SW: DASY52, Version 52.8 (8);SEMCAD X Version 14.6.10 (7331)

**Ch4233/Area Scan (71x121x1):** Interpolated grid: dx=15mm, dy=15mm
Maximum value of SAR (interpolated) = 0.305 W/kg

**Ch4233/Zoom Scan (5x5x7)/Cube 0:** Measurement grid: dx=8mm, dy=8mm, dz=5mm
Reference Value = 1.410 V/m; Power Drift = 0.06 dB
Peak SAR (extrapolated) = 0.325 W/kg
**SAR(1 g) = 0.268 W/kg; SAR(10 g) = 0.209 W/kg**
Maximum value of SAR (measured) = 0.301 W/kg




0 dB = 0.305 W/kg

## #04_WCDMA IV_RMC 12.2Kbps_Right Cheek_Ch1513

Communication System: UID 0, UMTS (0); Frequency: 1752.6 MHz;Duty Cycle: 1:1
Medium: HSL_1800_160426 Medium parameters used: f = 1752.6 MHz; $\sigma$ = 1.384 S/m; $\varepsilon_r$ = 39.877;$\rho$ = 1000 kg/m$^3$
**Ambient Temperature**: 23.3 ℃ ; **Liquid Temperature**: 22.5 ℃

DASY5 Configuration:
- Probe: EX3DV4 - SN3935; ConvF(8.69, 8.69, 8.69); Calibrated: 2015.11.27;
- Sensor-Surface: 2mm (Mechanical Surface Detection)
- Electronics: DAE4 Sn1338; Calibrated: 2015.11.23
- Phantom: SAM (Front) with CRP v5.0; Type: QD000P40CD; Serial: TP:1795
- Measurement SW: DASY52, Version 52.8 (8);SEMCAD X Version 14.6.10 (7331)

**Ch1513/Area Scan (71x121x1):** Interpolated grid: dx=15mm, dy=15mm
Maximum value of SAR (interpolated) = 0.519 W/kg

**Ch1513/Zoom Scan (5x5x7)/Cube 0:** Measurement grid: dx=8mm, dy=8mm, dz=5mm
Reference Value = 1.051 V/m; Power Drift = -0.13 dB
Peak SAR (extrapolated) = 0.855 W/kg
**SAR(1 g) = 0.371 W/kg; SAR(10 g) = 0.166 W/kg**
Maximum value of SAR (measured) = 0.588 W/kg




0 dB = 0.519 W/kg

## #05_WCDMA II_RMC 12.2Kbps_Right Cheek_Ch9400

Communication System: UID 0, UMTS (0); Frequency: 1880 MHz;Duty Cycle: 1:1
Medium: HSL_1900_160427 Medium parameters used: f = 1880 MHz; $\sigma$ = 1.392 S/m; $\varepsilon_r$ = 41.101; $\rho$ = 1000 kg/m$^3$
**Ambient Temperature**: 23.3 ℃ ; **Liquid Temperature**: 22.6 ℃

DASY5 Configuration:
- Probe: EX3DV4 - SN3935; ConvF(8.37, 8.37, 8.37); Calibrated: 2015.11.27;
- Sensor-Surface: 2mm (Mechanical Surface Detection)
- Electronics: DAE4 Sn1338; Calibrated: 2015.11.23
- Phantom: SAM (Front) with CRP v5.0; Type: QD000P40CD; Serial: TP:1795
- Measurement SW: DASY52, Version 52.8 (8);SEMCAD X Version 14.6.10 (7331)

**Ch9400/Area Scan (71x121x1):** Interpolated grid: dx=15mm, dy=15mm
Maximum value of SAR (interpolated) = 0.448 W/kg

**Ch9400/Zoom Scan (5x5x7)/Cube 0:** Measurement grid: dx=8mm, dy=8mm, dz=5mm
Reference Value = 1.009 V/m; Power Drift = 0.10 dB
Peak SAR (extrapolated) = 0.536 W/kg
**SAR(1 g) = 0.337 W/kg; SAR(10 g) = 0.200 W/kg**
Maximum value of SAR (measured) = 0.445 W/kg




0 dB = 0.448 W/kg

## #06_LTE Band 12_10M_QPSK_1RB_25Offset_Left Cheek_Ch23095

Communication System: UID 0, LTE (0); Frequency: 707.5 MHz;Duty Cycle: 1:1
Medium: HSL_750_160427 Medium parameters used: f = 707.5 MHz; $\sigma$ = 0.864 S/m; $\varepsilon_r$ = 42.44; $\rho$ = 1000 kg/m$^3$
**Ambient Temperature**: 23.3 ℃ ; **Liquid Temperature**: 22.8 ℃

DASY5 Configuration:
- Probe: EX3DV4 - SN3935; ConvF(10.72, 10.72, 10.72); Calibrated: 2015.11.27;
- Sensor-Surface: 2mm (Mechanical Surface Detection)
- Electronics: DAE4 Sn1338; Calibrated: 2015.11.23
- Phantom: SAM (Front) with CRP v5.0; Type: QD000P40CD; Serial: TP:1795
- Measurement SW: DASY52, Version 52.8 (8);SEMCAD X Version 14.6.10 (7331)

**Ch23095/Area Scan (71x121x1):** Interpolated grid: dx=15mm, dy=15mm
Maximum value of SAR (interpolated) = 0.131 W/kg

**Ch23095/Zoom Scan (5x5x7)/Cube 0:** Measurement grid: dx=8mm, dy=8mm, dz=5mm
Reference Value = 0.5480 V/m; Power Drift = 0.05 dB
Peak SAR (extrapolated) = 0.129 W/kg
**SAR(1 g) = 0.113 W/kg; SAR(10 g) = 0.092 W/kg**
Maximum value of SAR (measured) = 0.125 W/kg




0 dB = 0.131 W/kg

## #07_LTE Band 5_10M_QPSK_1RB_25Offset_Left Cheek_Ch20525

Communication System: UID 0, LTE (0); Frequency: 836.5 MHz;Duty Cycle: 1:1
Medium: HSL_835_160427 Medium parameters used: f = 836.5 MHz; $\sigma$ = 0.917 S/m; $\varepsilon_r$ = 41.516; $\rho$ = 1000 kg/m$^3$
**Ambient Temperature**: 23.3 ℃ ; **Liquid Temperature**: 22.7 ℃

DASY5 Configuration:
- Probe: EX3DV4 - SN3935; ConvF(10.15, 10.15, 10.15); Calibrated: 2015.11.27;
- Sensor-Surface: 2mm (Mechanical Surface Detection)
- Electronics: DAE4 Sn1338; Calibrated: 2015.11.23
- Phantom: SAM (Front) with CRP v5.0; Type: QD000P40CD; Serial: TP:1795
- Measurement SW: DASY52, Version 52.8 (8);SEMCAD X Version 14.6.10 (7331)

**Ch20525/Area Scan (71x121x1):** Interpolated grid: dx=15mm, dy=15mm
Maximum value of SAR (interpolated) = 0.283 W/kg

**Ch20525/Zoom Scan (5x5x7)/Cube 0:** Measurement grid: dx=8mm, dy=8mm, dz=5mm
Reference Value = 0.6760 V/m; Power Drift = 0.09 dB
Peak SAR (extrapolated) = 0.285 W/kg
**SAR(1 g) = 0.236 W/kg; SAR(10 g) = 0.184 W/kg**
Maximum value of SAR (measured) = 0.266 W/kg




0 dB = 0.283 W/kg

## #08_LTE Band 4_20M_QPSK_1RB_49Offset_Right Cheek_Ch20175

Communication System: UID 0, LTE (0); Frequency: 1732.5 MHz;Duty Cycle: 1:1
Medium: HSL_1800_160426 Medium parameters used: f = 1732.5 MHz; $\sigma$ = 1.369 S/m; $\varepsilon_r$ = 39.945; $\rho$ = 1000 kg/m$^3$
**Ambient Temperature**: 23.3 ℃ ; **Liquid Temperature**: 22.5 ℃

DASY5 Configuration:
- Probe: EX3DV4 - SN3935; ConvF(8.69, 8.69, 8.69); Calibrated: 2015.11.27;
- Sensor-Surface: 2mm (Mechanical Surface Detection)
- Electronics: DAE4 Sn1338; Calibrated: 2015.11.23
- Phantom: SAM (Front) with CRP v5.0; Type: QD000P40CD; Serial: TP:1795
- Measurement SW: DASY52, Version 52.8 (8);SEMCAD X Version 14.6.10 (7331)

**Ch20175/Area Scan (71x121x1):** Interpolated grid: dx=15mm, dy=15mm
Maximum value of SAR (interpolated) = 0.535 W/kg

**Ch20175/Zoom Scan (5x5x7)/Cube 0:** Measurement grid: dx=8mm, dy=8mm, dz=5mm
Reference Value = 1.008 V/m; Power Drift = 0.19 dB
Peak SAR (extrapolated) = 0.651 W/kg
**SAR(1 g) = 0.433 W/kg; SAR(10 g) = 0.271 W/kg**
Maximum value of SAR (measured) = 0.552 W/kg




0 dB = 0.535 W/kg

## #09_LTE Band 2_20M_QPSK_1RB_49Offset_Right Cheek_Ch18900

Communication System: UID 0, LTE (0); Frequency: 1880 MHz;Duty Cycle: 1:1
Medium: HSL_1900_160528 Medium parameters used: f = 1880 MHz; $\sigma$ = 1.402 S/m; $\varepsilon_r$ = 40.407; $\rho$ = 1000 kg/m$^3$
**Ambient Temperature**: 23.5 ℃ ; **Liquid Temperature**: 22.7 ℃

DASY5 Configuration:
- Probe: EX3DV4 - SN3911; ConvF(8.12, 8.12, 8.12); Calibrated: 2015.10.1;
- Sensor-Surface: 2mm (Mechanical Surface Detection)
- Electronics: DAE4 Sn914; Calibrated: 2016.1.7
- Phantom: SAM (Front) with CRP v5.0; Type: QD000P40CD; Serial: TP:1795
- Measurement SW: DASY52, Version 52.8 (8);SEMCAD X Version 14.6.10 (7331)

**Ch18900/Area Scan (71x121x1):** Interpolated grid: dx=15mm, dy=15mm
Maximum value of SAR (interpolated) = 0.750 W/kg

**Ch18900/Zoom Scan (5x5x7)/Cube 0:** Measurement grid: dx=8mm, dy=8mm, dz=5mm
Reference Value = 1.106 V/m; Power Drift = 0.04 dB
Peak SAR (extrapolated) = 1.23 W/kg
**SAR(1 g) = 0.411 W/kg; SAR(10 g) = 0.201 W/kg**
Maximum value of SAR (measured) = 0.857 W/kg




0 dB = 0.750 W/kg

## #10_LTE Band 7_20M_QPSK_1RB_49Offset_Left Cheek_Ch20850

Communication System: UID 0, LTE (0); Frequency: 2510 MHz;Duty Cycle: 1:1
Medium: HSL_2600_160428 Medium parameters used: f = 2510 MHz; $\sigma$ = 1.949 S/m; $\varepsilon_r$ = 38.66; $\rho$ = 1000 kg/m$^3$
**Ambient Temperature**: 23.5 ℃ ; **Liquid Temperature**: 22.8 ℃

DASY5 Configuration:
- Probe: EX3DV4 - SN3935; ConvF(7.26, 7.26, 7.26); Calibrated: 2015.11.27;
- Sensor-Surface: 2mm (Mechanical Surface Detection)
- Electronics: DAE4 Sn1338; Calibrated: 2015.11.23
- Phantom: SAM (Front) with CRP v5.0; Type: QD000P40CD; Serial: TP:1795
- Measurement SW: DASY52, Version 52.8 (8);SEMCAD X Version 14.6.10 (7331)

**Ch20850/Area Scan (81x151x1):** Interpolated grid: dx=12mm, dy=12mm
Maximum value of SAR (interpolated) = 0.235 W/kg

**Ch20850/Zoom Scan (7x7x7)/Cube 0:** Measurement grid: dx=5mm, dy=5mm, dz=5mm
Reference Value = 2.992 V/m; Power Drift = 0.05 dB
Peak SAR (extrapolated) = 0.298 W/kg
**SAR(1 g) = 0.165 W/kg; SAR(10 g) = 0.089 W/kg**
Maximum value of SAR (measured) = 0.230 W/kg




0 dB = 0.235 W/kg

## #11_WLAN2.4GHz_802.11b 1Mbps_Right Cheek_Ch1

Communication System: UID 0, WIFI (0); Frequency: 2412 MHz;Duty Cycle: 1:1.021
Medium: HSL_2450_160510 Medium parameters used: f = 2412 MHz; $\sigma$ = 1.782 S/m; $\varepsilon_r$ = 39.791; $\rho$ = 1000 kg/m$^3$
**Ambient Temperature**: 23.6 ℃ ; **Liquid Temperature**: 22.6 ℃

DASY5 Configuration:
- Probe: EX3DV4 - SN3958; ConvF(7.58, 7.58, 7.58); Calibrated: 2015.07.23;
- Sensor-Surface: 2mm (Mechanical Surface Detection)
- Electronics: DAE4 Sn1386; Calibrated: 2016.2.16
- Phantom: SAM (Front) with CRP v5.0; Type: QD000P40CD; Serial: TP:1795
- Measurement SW: DASY52, Version 52.8 (8);SEMCAD X Version 14.6.10 (7331)

**Ch1/Area Scan (81x151x1):** Interpolated grid: dx=12mm, dy=12mm
Maximum value of SAR (interpolated) = 1.45 W/kg

**Ch1/Zoom Scan (7x7x7)/Cube 0:** Measurement grid: dx=5mm, dy=5mm, dz=5mm
Reference Value = 0.8520 V/m; Power Drift = 0.01 dB
Peak SAR (extrapolated) = 2.82 W/kg
**SAR(1 g) = 1.12 W/kg; SAR(10 g) = 0.468 W/kg**
Maximum value of SAR (measured) = 1.81 W/kg




0 dB = 1.45 W/kg

## #12_WLAN5GHz_802.11a 6Mbps_Left Cheek_Ch52

Communication System: UID 0, WIFI (0); Frequency: 5260 MHz;Duty Cycle: 1:1.143
Medium: HSL_5250_160513 Medium parameters used: f = 5260 MHz; $\sigma$ = 4.64 S/m; $\varepsilon_r$ = 37.029; $\rho$ = 1000 kg/m$^3$
**Ambient Temperature**: 23.7 ℃ ; **Liquid Temperature**: 22.6 ℃

DASY5 Configuration:
- Probe: EX3DV4 - SN3958; ConvF(5.77, 5.77, 5.77); Calibrated: 2015.7.23;
- Sensor-Surface: 1.4mm (Mechanical Surface Detection)
- Electronics: DAE4 Sn1386; Calibrated: 2016.2.16
- Phantom: SAM (Front) with CRP v5.0; Type: QD000P40CD; Serial: TP:1795
- Measurement SW: DASY52, Version 52.8 (8);SEMCAD X Version 14.6.10 (7331)

**Ch52/Area Scan (91x171x1):** Interpolated grid: dx=10mm, dy=10mm
Maximum value of SAR (interpolated) = 0.609 W/kg

**Ch52/Zoom Scan (7x7x7)/Cube 0:** Measurement grid: dx=4mm, dy=4mm, dz=1.4mm
Reference Value = 1.469 V/m; Power Drift = -0.01 dB
Peak SAR (extrapolated) = 0.896 W/kg
**SAR(1 g) = 0.198 W/kg; SAR(10 g) = 0.053 W/kg**
Maximum value of SAR (measured) = 0.559 W/kg

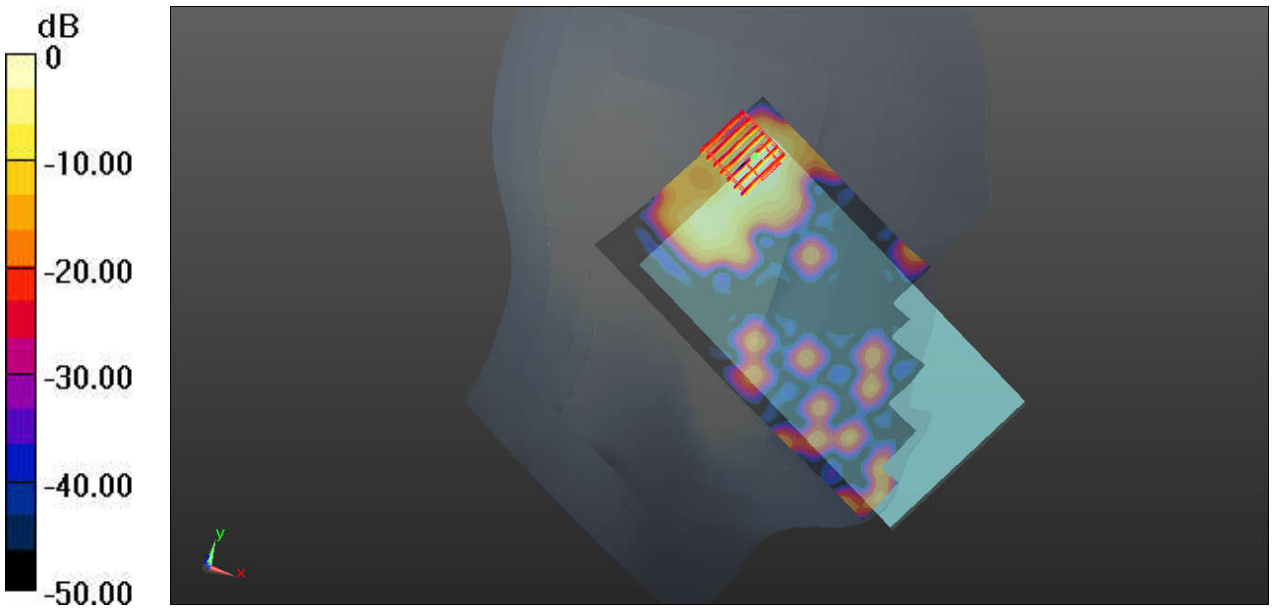


0 dB = 0.609 W/kg

## #13_WLAN5GHz_802.11a 6Mbps_Left Cheek_Ch100

Communication System: UID 0, WIFI (0); Frequency: 5500 MHz;Duty Cycle: 1:1.143
Medium: HSL_5600_160513 Medium parameters used: f = 5500 MHz; $\sigma$ = 4.919 S/m; $\varepsilon_r$ = 36.678; $\rho$ = 1000 kg/m$^3$
**Ambient Temperature**: 23.8 ℃ ; **Liquid Temperature**: 22.5 ℃

DASY5 Configuration:
- Probe: EX3DV4 - SN3958; ConvF(4.95, 4.95, 4.95); Calibrated: 2015.7.23;
- Sensor-Surface: 1.4mm (Mechanical Surface Detection)
- Electronics: DAE4 Sn1386; Calibrated: 2016.2.16
- Phantom: SAM (Front) with CRP v5.0; Type: QD000P40CD; Serial: TP:1795
- Measurement SW: DASY52, Version 52.8 (8);SEMCAD X Version 14.6.10 (7331)

**Ch100/Area Scan (91x171x1):** Interpolated grid: dx=10mm, dy=10mm
Maximum value of SAR (interpolated) = 0.485 W/kg

**Ch100/Zoom Scan (7x7x7)/Cube 0:** Measurement grid: dx=4mm, dy=4mm, dz=1.4mm
Reference Value = 1.207 V/m; Power Drift = -0.05 dB
Peak SAR (extrapolated) = 0.359 W/kg
**SAR(1 g) = 0.083 W/kg; SAR(10 g) = 0.022 W/kg**
Maximum value of SAR (measured) = 0.218 W/kg

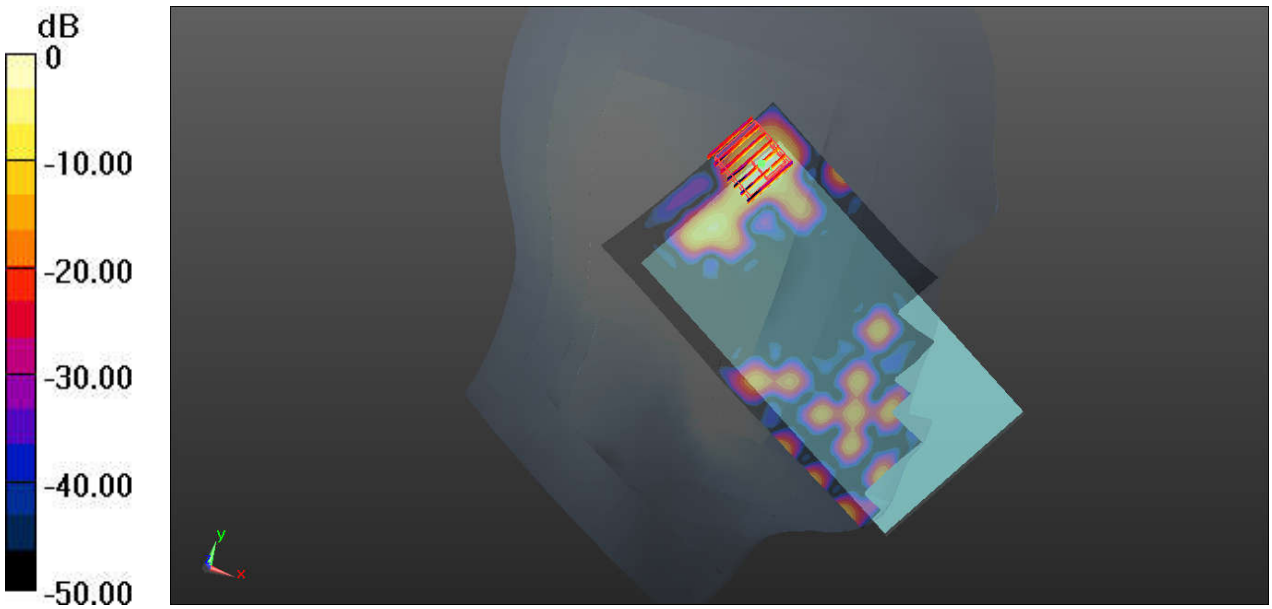


0 dB = 0.485 W/kg

## #14_WLAN5GHz_802.11a 6Mbps_Left Cheek_Ch149

Communication System: UID 0, WIFI (0); Frequency: 5745 MHz;Duty Cycle: 1:1.143
Medium: HSL_5750_160513 Medium parameters used: f = 5745 MHz; $\sigma$ = 5.195 S/m; $\varepsilon_r$ = 36.264; $\rho$ = 1000 kg/m$^3$
**Ambient Temperature**: 23.8 ℃ ; **Liquid Temperature**: 22.6 ℃

DASY5 Configuration:
- Probe: EX3DV4 - SN3958; ConvF(5.15, 5.15, 5.15); Calibrated: 2015.7.23;
- Sensor-Surface: 1.4mm (Mechanical Surface Detection)
- Electronics: DAE4 Sn1386; Calibrated: 2016.2.16
- Phantom: SAM (Front) with CRP v5.0; Type: QD000P40CD; Serial: TP:1795
- Measurement SW: DASY52, Version 52.8 (8);SEMCAD X Version 14.6.10 (7331)

**Ch149/Area Scan (91x171x1):** Interpolated grid: dx=10mm, dy=10mm
Maximum value of SAR (interpolated) = 0.444 W/kg

**Ch149/Zoom Scan (7x7x7)/Cube 0:** Measurement grid: dx=4mm, dy=4mm, dz=1.4mm
Reference Value = 1.386 V/m; Power Drift = -0.06 dB
Peak SAR (extrapolated) = 0.432 W/kg
**SAR(1 g) = 0.092 W/kg; SAR(10 g) = 0.023 W/kg**
Maximum value of SAR (measured) = 0.248 W/kg

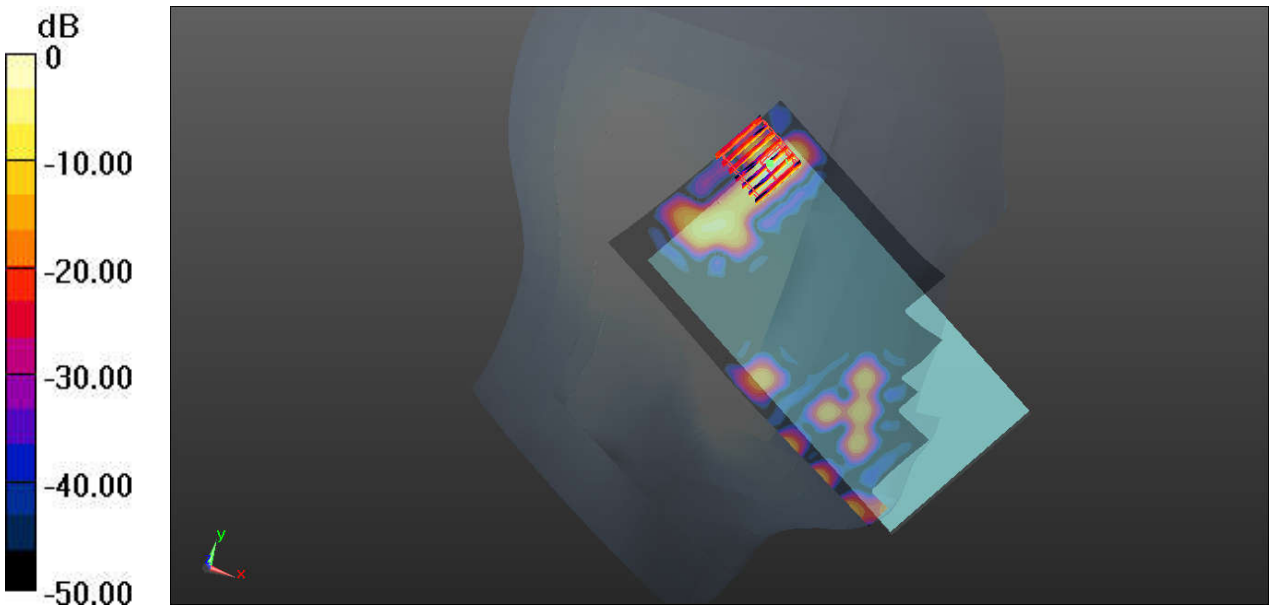


0 dB = 0.444 W/kg

## #15_GSM850_GPRS(3 Tx slots)_Back_10mm_Ch251

Communication System: UID 0, GPRS/EDGE11 (0); Frequency: 848.8 MHz;Duty Cycle: 1:2.77
Medium: MSL_835_160510 Medium parameters used: f = 848.8 MHz; $\sigma$ = 0.989 S/m; $\varepsilon_r$ = 54.26; $\rho$ =1000 kg/m$^3$
**Ambient Temperature**: 23.2 ℃ ; **Liquid Temperature**: 22.8 ℃

DASY5 Configuration:
- Probe: EX3DV4 - SN3958; ConvF(9.99, 9.99, 9.99); Calibrated: 2015.7.23;
- Sensor-Surface: 2mm (Mechanical Surface Detection)
- Electronics: DAE4 Sn1386; Calibrated: 2016.2.16
- Phantom: SAM (Front) with CRP v5.0; Type: QD000P40CD; Serial: TP:1795
- Measurement SW: DASY52, Version 52.8 (8);SEMCAD X Version 14.6.10 (7331)

**Ch251/Area Scan (71x121x1):** Interpolated grid: dx=15mm, dy=15mm
Maximum value of SAR (interpolated) = 0.965 W/kg

**Ch251/Zoom Scan (5x5x7)/Cube 0:** Measurement grid: dx=8mm, dy=8mm, dz=5mm
Reference Value = 3.123 V/m; Power Drift = 0.01 dB
Peak SAR (extrapolated) = 1.28 W/kg
**SAR(1 g) = 0.746 W/kg; SAR(10 g) = 0.421 W/kg**
Maximum value of SAR (measured) = 1.01 W/kg

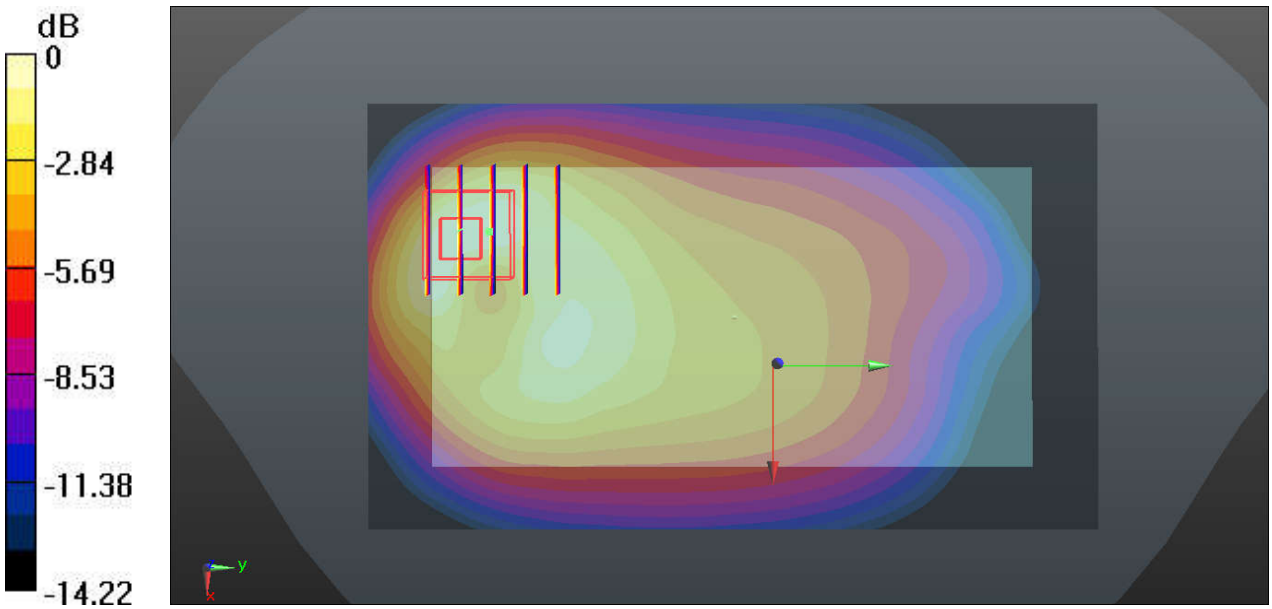


0 dB = 0.965 W/kg

## #16_GSM1900_GPRS(2 Tx slots)_Bottom Side_10mm_Ch810

Communication System: UID 0, GPRS/EDGE10 (0); Frequency: 1909.8 MHz;Duty Cycle: 1:2.15
Medium: MSL_1900_160511 Medium parameters used: f = 1909.8 MHz; $\sigma$ = 1.587 S/m; $\varepsilon_r$ = 54.183;$\rho$ = 1000 kg/m$^3$
**Ambient Temperature**: 23.5 ℃ ; **Liquid Temperature**: 22.6 ℃

DASY5 Configuration:
- Probe: EX3DV4 - SN3911; ConvF(7.75, 7.75, 7.75); Calibrated: 2015.10.1;
- Sensor-Surface: 2mm (Mechanical Surface Detection)
- Electronics: DAE4 Sn1338; Calibrated: 2015.11.23
- Phantom: SAM (Front) with CRP v5.0; Type: QD000P40CD; Serial: TP:1795
- Measurement SW: DASY52, Version 52.8 (8);SEMCAD X Version 14.6.10 (7331)

**Ch810/Area Scan (41x81x1):** Interpolated grid: dx=15mm, dy=15mm
Maximum value of SAR (interpolated) = 1.37 W/kg

**Ch810/Zoom Scan (5x5x7)/Cube 0:** Measurement grid: dx=8mm, dy=8mm, dz=5mm
Reference Value = 2.469 V/m; Power Drift = -0.04 dB
Peak SAR (extrapolated) = 1.69 W/kg
**SAR(1 g) = 0.940 W/kg; SAR(10 g) = 0.467 W/kg**
Maximum value of SAR (measured) = 1.35 W/kg

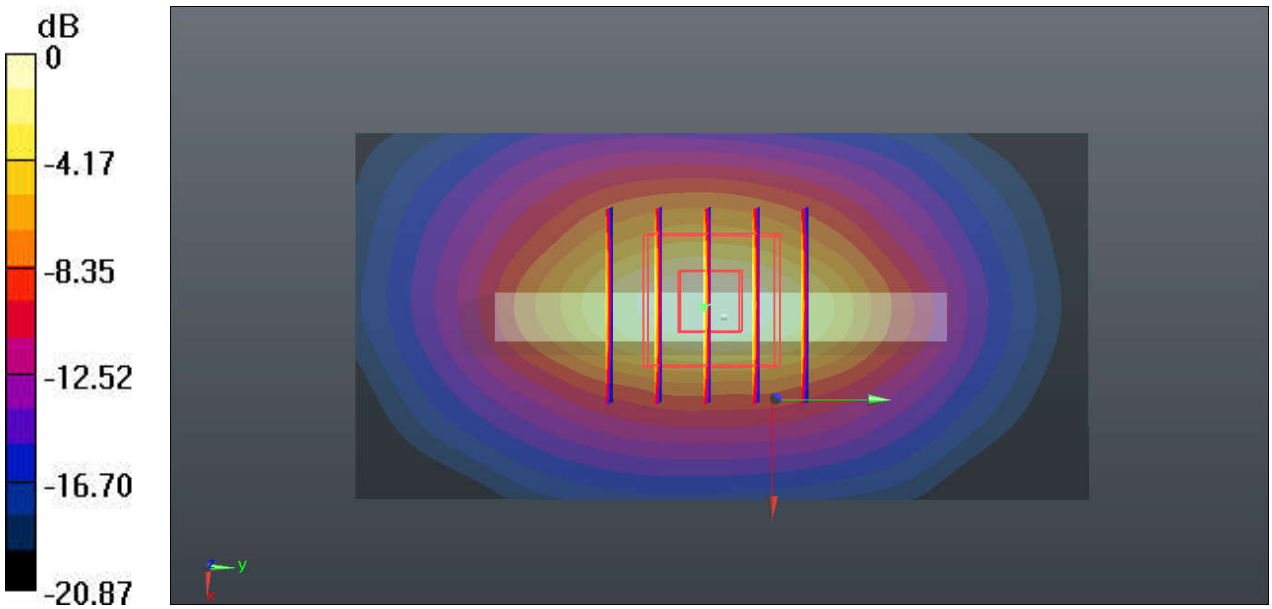


0 dB = 1.37 W/kg

## #17_WCDMA V_RMC 12.2Kbps_Back_10mm_Ch4233

Communication System: UID 0, UMTS (0); Frequency: 846.6 MHz;Duty Cycle: 1:1
Medium: MSL_835_160510 Medium parameters used: f = 846.6 MHz; $\sigma$ = 0.988 S/m; $\varepsilon_r$ = 54.272; $\rho$= 1000 kg/m$^3$
**Ambient Temperature**: 23.2 ℃ ; **Liquid Temperature**: 22.8 ℃

DASY5 Configuration:
- Probe: EX3DV4 - SN3958; ConvF(9.99, 9.99, 9.99); Calibrated: 2015.7.23;
- Sensor-Surface: 2mm (Mechanical Surface Detection)
- Electronics: DAE4 Sn1386; Calibrated: 2016.2.16
- Phantom: SAM (Front) with CRP v5.0; Type: QD000P40CD; Serial: TP:1795
- Measurement SW: DASY52, Version 52.8 (8);SEMCAD X Version 14.6.10 (7331)

**Ch4233/Area Scan (71x121x1):** Interpolated grid: dx=15mm, dy=15mm
Maximum value of SAR (interpolated) = 0.802 W/kg

**Ch4233/Zoom Scan (5x5x7)/Cube 0:** Measurement grid: dx=8mm, dy=8mm, dz=5mm
Reference Value = 2.849 V/m; Power Drift = 0.05 dB
Peak SAR (extrapolated) = 1.08 W/kg
**SAR(1 g) = 0.624 W/kg; SAR(10 g) = 0.352 W/kg**
Maximum value of SAR (measured) = 0.844 W/kg

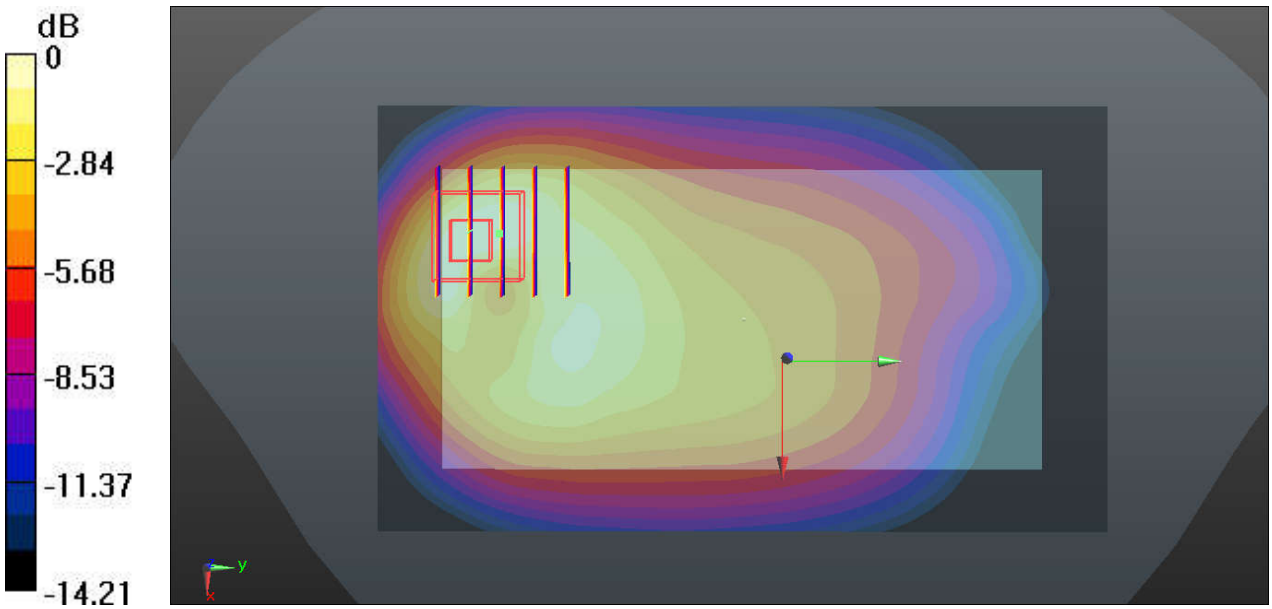


0 dB = 0.802 W/kg

## #18_WCDMA IV_RMC 12.2Kbps_Bottom Side_10mm_Ch1413

Communication System: UID 0, UMTS (0); Frequency: 1732.6 MHz;Duty Cycle: 1:1
Medium: MSL_1800_160511 Medium parameters used: f = 1732.6 MHz; $\sigma$ = 1.506 S/m; $\varepsilon_r$ = 52.08; $\rho$= 1000 kg/m$^3$
**Ambient Temperature**: 23.5 ℃ ; **Liquid Temperature**: 22.8 ℃

DASY5 Configuration:
- Probe: EX3DV4 - SN3911; ConvF(8.01, 8.01, 8.01); Calibrated: 2015.10.1;
- Sensor-Surface: 2mm (Mechanical Surface Detection)
- Electronics: DAE4 Sn1338; Calibrated: 2015.11.23
- Phantom: SAM (Front) with CRP v5.0; Type: QD000P40CD; Serial: TP:1795
- Measurement SW: DASY52, Version 52.8 (8);SEMCAD X Version 14.6.10 (7331)

**Ch1413/Area Scan (41x81x1):** Interpolated grid: dx=15mm, dy=15mm
Maximum value of SAR (interpolated) = 1.39 W/kg

**Ch1413/Zoom Scan (5x5x7)/Cube 0:** Measurement grid: dx=8mm, dy=8mm, dz=5mm
Reference Value = 3.324 V/m; Power Drift = -0.04 dB
Peak SAR (extrapolated) = 1.71 W/kg
**SAR(1 g) = 0.989 W/kg; SAR(10 g) = 0.510 W/kg**
Maximum value of SAR (measured) = 1.39 W/kg

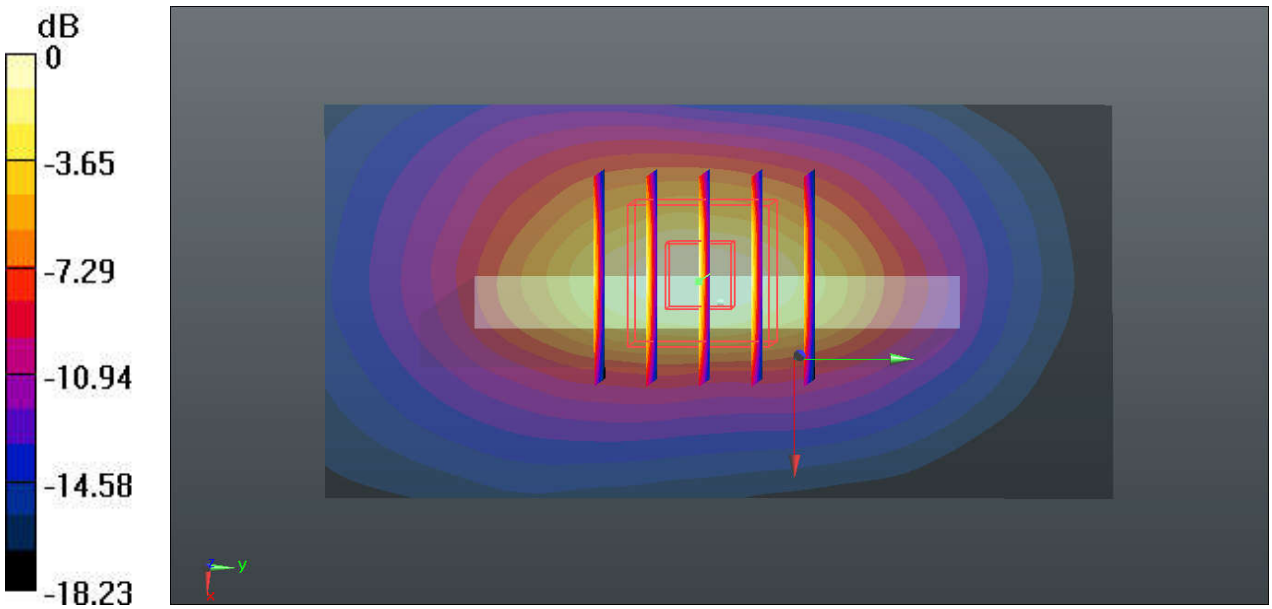


0 dB = 1.39 W/kg

## #19_WCDMA II_RMC 12.2Kbps_Bottom Side_10mm_Ch9400

Communication System: UID 0, UMTS (0); Frequency: 1880 MHz;Duty Cycle: 1:1
Medium: MSL_1900_160511 Medium parameters used: f = 1880 MHz; $\sigma$ = 1.554 S/m; $\varepsilon_r$ = 54.289; $\rho$ = 1000 kg/m$^3$
**Ambient Temperature**: 23.5 ℃ ; **Liquid Temperature**: 22.6 ℃

DASY5 Configuration:
- Probe: EX3DV4 - SN3911; ConvF(7.75, 7.75, 7.75); Calibrated: 2015.10.1;
- Sensor-Surface: 2mm (Mechanical Surface Detection)
- Electronics: DAE4 Sn1338; Calibrated: 2015.11.23
- Phantom: SAM (Front) with CRP v5.0; Type: QD000P40CD; Serial: TP:1795
- Measurement SW: DASY52, Version 52.8 (8);SEMCAD X Version 14.6.10 (7331)

**Ch9400/Area Scan (41x81x1):** Interpolated grid: dx=15mm, dy=15mm
Maximum value of SAR (interpolated) = 0.849 W/kg

**Ch9400/Zoom Scan (5x5x7)/Cube 0:** Measurement grid: dx=8mm, dy=8mm, dz=5mm
Reference Value = 2.311 V/m; Power Drift = -0.06 dB
Peak SAR (extrapolated) = 1.36 W/kg
**SAR(1 g) = 0.586 W/kg; SAR(10 g) = 0.240 W/kg**
Maximum value of SAR (measured) = 0.863 W/kg

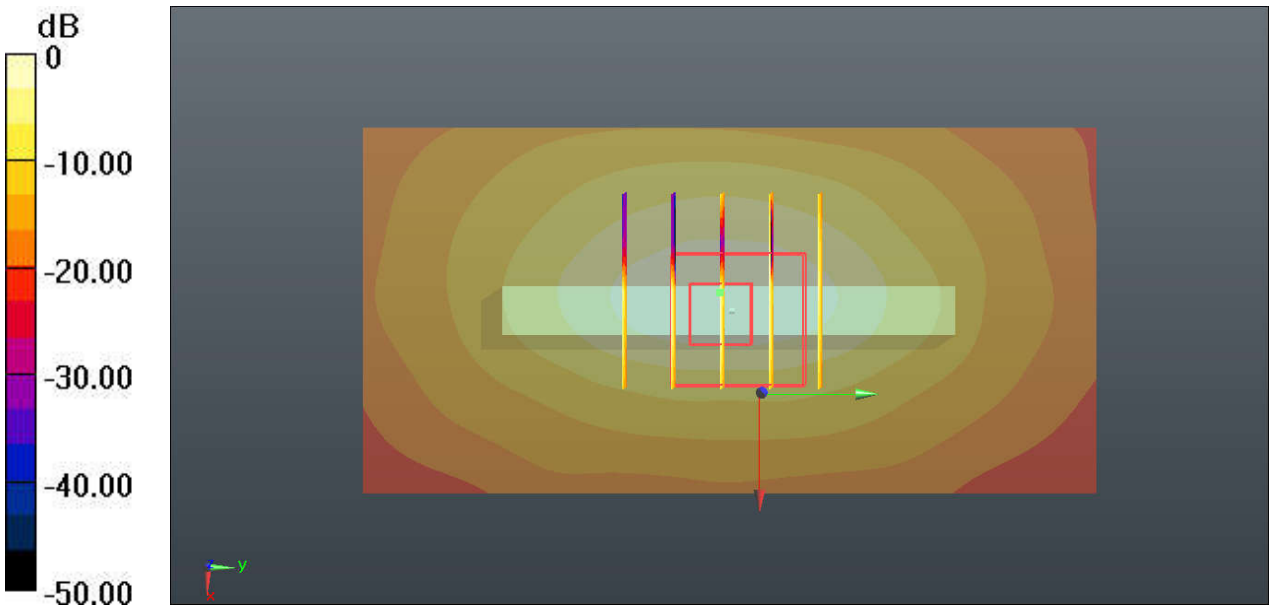


0 dB = 0.849 W/kg

## #20_LTE Band 12_10M_QPSK_1RB_25Offset_Back_10mm_Ch23095

Communication System: UID 0, LTE (0); Frequency: 707.5 MHz;Duty Cycle: 1:1
Medium: MSL_750_160510 Medium parameters used: f = 707.5 MHz; $\sigma$ = 0.933 S/m; $\varepsilon_r$ = 55.184; $\rho$ = 1000 kg/m$^3$
**Ambient Temperature**: 23.5 ℃ ; **Liquid Temperature**: 22.6 ℃

DASY5 Configuration:
- Probe: EX3DV4 - SN3958; ConvF(10.05, 10.05, 10.05); Calibrated: 2015.7.23;
- Sensor-Surface: 2mm (Mechanical Surface Detection)
- Electronics: DAE4 Sn1386; Calibrated: 2016.2.16
- Phantom: SAM (Front) with CRP v5.0; Type: QD000P40CD; Serial: TP:1795
- Measurement SW: DASY52, Version 52.8 (8);SEMCAD X Version 14.6.10 (7331)

**Ch23095/Area Scan (71x121x1):** Interpolated grid: dx=15mm, dy=15mm
Maximum value of SAR (interpolated) = 0.405 W/kg

**Ch23095/Zoom Scan (5x5x7)/Cube 0:** Measurement grid: dx=8mm, dy=8mm, dz=5mm
Reference Value = 2.968 V/m; Power Drift = 0.09 dB
Peak SAR (extrapolated) = 0.492 W/kg
**SAR(1 g) = 0.292 W/kg; SAR(10 g) = 0.186 W/kg**
Maximum value of SAR (measured) = 0.391 W/kg

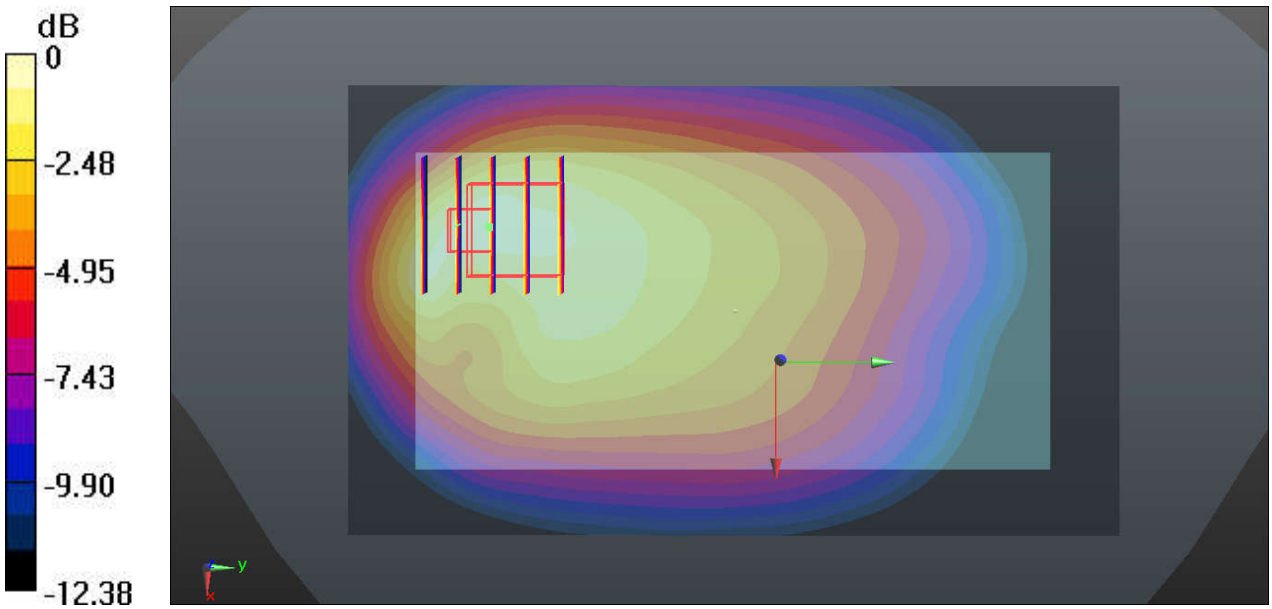


0 dB = 0.405 W/kg

## #21_LTE Band 5_10M_QPSK_1RB_25Offset_Back_10mm_Ch20525

Communication System: UID 0, LTE (0); Frequency: 836.5 MHz;Duty Cycle: 1:1
Medium: MSL_835_160510 Medium parameters used: f = 836.5 MHz; $\sigma$ = 0.978 S/m; $\varepsilon_r$ = 54.37; $\rho$ = 1000 kg/m$^3$
**Ambient Temperature**: 23.2 ℃ ; **Liquid Temperature**: 22.8 ℃

DASY5 Configuration:
- Probe: EX3DV4 - SN3958; ConvF(9.99, 9.99, 9.99); Calibrated: 2015.7.23;
- Sensor-Surface: 2mm (Mechanical Surface Detection)
- Electronics: DAE4 Sn1386; Calibrated: 2016.2.16
- Phantom: SAM (Front) with CRP v5.0; Type: QD000P40CD; Serial: TP:1795
- Measurement SW: DASY52, Version 52.8 (8);SEMCAD X Version 14.6.10 (7331)

**Ch20525/Area Scan (71x121x1):** Interpolated grid: dx=15mm, dy=15mm
Maximum value of SAR (interpolated) = 0.694 W/kg

**Ch20525/Zoom Scan (5x5x7)/Cube 0:** Measurement grid: dx=8mm, dy=8mm, dz=5mm
Reference Value = 2.927 V/m; Power Drift = 0.03 dB
Peak SAR (extrapolated) = 0.899 W/kg
**SAR(1 g) = 0.525 W/kg; SAR(10 g) = 0.301 W/kg**
Maximum value of SAR (measured) = 0.697 W/kg

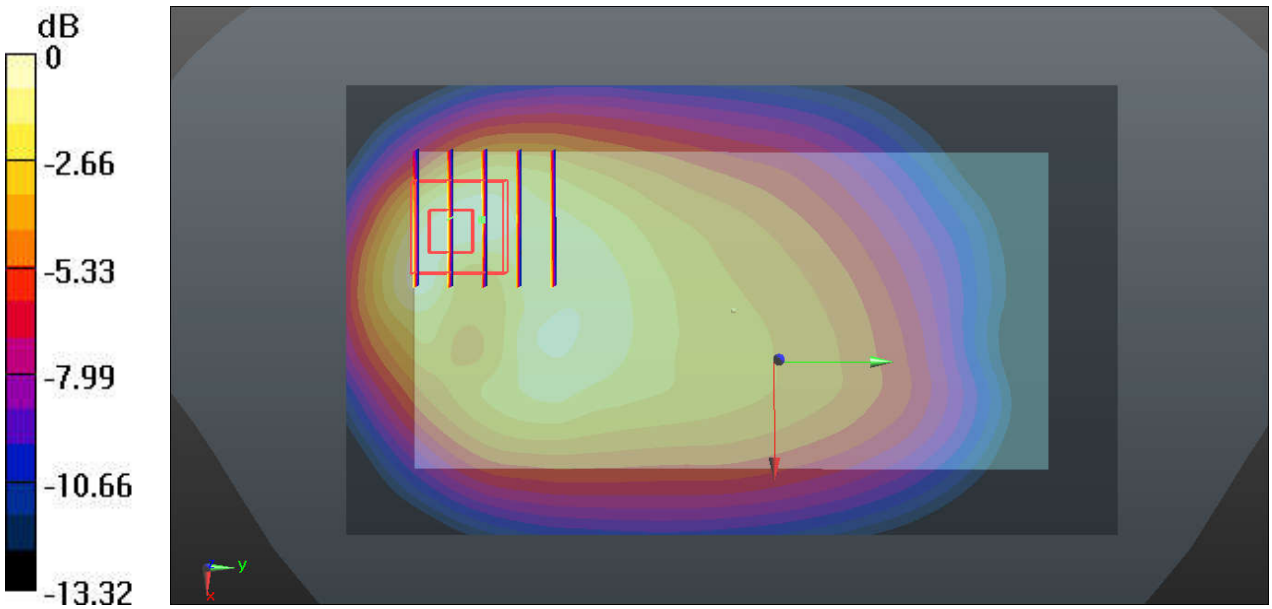


0 dB = 0.694 W/kg

## #22_LTE Band 4_20M_QPSK_50RB_0Offset_Bottom Side_10mm_Ch20175

Communication System: UID 0, LTE (0); Frequency: 1732.5 MHz;Duty Cycle: 1:1
Medium: MSL_1800_160511 Medium parameters used: f = 1732.5 MHz; $\sigma$ = 1.506 S/m; $\varepsilon_r$ = 52.082; $\rho$ = 1000 kg/m$^3$
**Ambient Temperature**: 23.5 ℃ ; **Liquid Temperature**: 22.8 ℃

DASY5 Configuration:
- Probe: EX3DV4 - SN3911; ConvF(8.01, 8.01, 8.01); Calibrated: 2015.10.1;
- Sensor-Surface: 2mm (Mechanical Surface Detection)
- Electronics: DAE4 Sn1338; Calibrated: 2015.11.23
- Phantom: SAM (Front) with CRP v5.0; Type: QD000P40CD; Serial: TP:1795
- Measurement SW: DASY52, Version 52.8 (8);SEMCAD X Version 14.6.10 (7331)

**Ch20175/Area Scan (41x81x1):** Interpolated grid: dx=15mm, dy=15mm
Maximum value of SAR (interpolated) = 1.20 W/kg

**Ch20175/Zoom Scan (5x5x7)/Cube 0:** Measurement grid: dx=8mm, dy=8mm, dz=5mm
Reference Value = 2.939 V/m; Power Drift = 0.06 dB
Peak SAR (extrapolated) = 1.46 W/kg
**SAR(1 g) = 0.843 W/kg; SAR(10 g) = 0.436 W/kg**
Maximum value of SAR (measured) = 1.19 W/kg

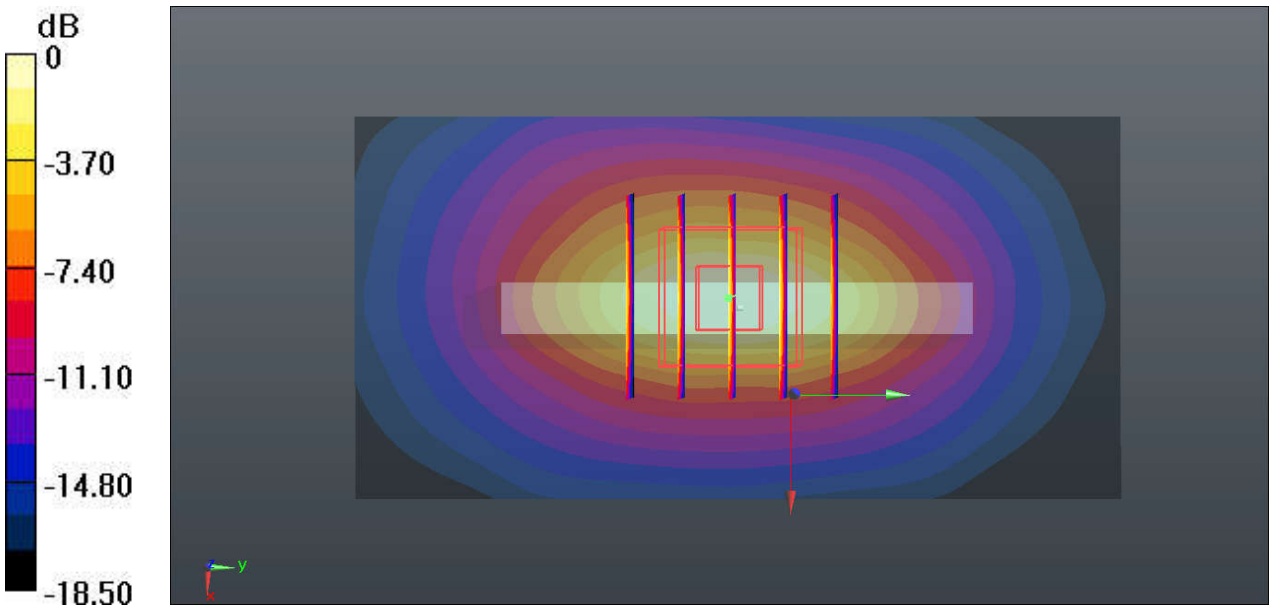


0 dB = 1.20 W/kg

## #23_LTE Band 2_20M_QPSK_50RB_0Offset_Bottom Side_10mm_Ch19100

Communication System: UID 0, LTE (0); Frequency: 1900 MHz;Duty Cycle: 1:1
Medium: MSL_1900_160511 Medium parameters used: f = 1900 MHz; $\sigma$ = 1.576 S/m; $\varepsilon_r$ = 54.215; $\rho$ = 1000 kg/m$^3$
**Ambient Temperature**: 23.5 ℃ ; **Liquid Temperature**: 22.6 ℃

DASY5 Configuration:
- Probe: EX3DV4 - SN3911; ConvF(7.75, 7.75, 7.75); Calibrated: 2015.10.1;
- Sensor-Surface: 2mm (Mechanical Surface Detection)
- Electronics: DAE4 Sn1338; Calibrated: 2015.11.23
- Phantom: SAM (Front) with CRP v5.0; Type: QD000P40CD; Serial: TP:1795
- Measurement SW: DASY52, Version 52.8 (8);SEMCAD X Version 14.6.10 (7331)

**Ch19100/Area Scan (41x81x1):** Interpolated grid: dx=15mm, dy=15mm
Maximum value of SAR (interpolated) = 0.775 W/kg

**Ch19100/Zoom Scan (5x5x7)/Cube 0:** Measurement grid: dx=8mm, dy=8mm, dz=5mm
Reference Value = 2.046 V/m; Power Drift = -0.05 dB
Peak SAR (extrapolated) = 0.969 W/kg
**SAR(1 g) = 0.529 W/kg; SAR(10 g) = 0.262 W/kg**
Maximum value of SAR (measured) = 0.768 W/kg

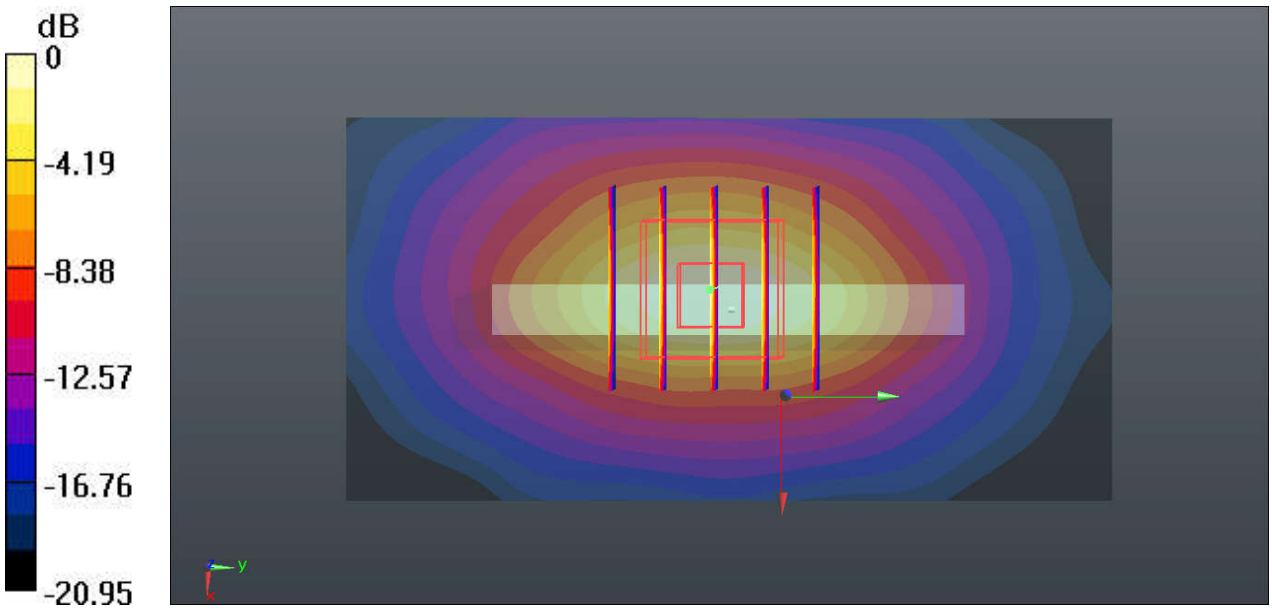


0 dB = 0.775 W/kg

## #24_LTE Band 7_20M_QPSK_50RB_0Offset_Bottom Side_10mm_Ch20850

Communication System: UID 0, LTE (0); Frequency: 2510 MHz;Duty Cycle: 1:1
Medium: MSL_2600_160512 Medium parameters used: f = 2510 MHz; $\sigma$ = 2.085 S/m; $\varepsilon_r$ = 52.993; $\rho$ = 1000 kg/m$^3$
**Ambient Temperature**: 23.7 ℃ ; **Liquid Temperature**: 22.5 ℃

DASY5 Configuration:
- Probe: EX3DV4 - SN3911; ConvF(7.14, 7.14, 7.14); Calibrated: 2015.10.1;
- Sensor-Surface: 2mm (Mechanical Surface Detection)
- Electronics: DAE4 Sn1338; Calibrated: 2015.11.23
- Phantom: SAM (Front) with CRP v5.0; Type: QD000P40CD; Serial: TP:1795
- Measurement SW: DASY52, Version 52.8 (8);SEMCAD X Version 14.6.10 (7331)

**Ch20850/Area Scan (41x91x1):** Interpolated grid: dx=12mm, dy=12mm
Maximum value of SAR (interpolated) = 1.44 W/kg

**Ch20850/Zoom Scan (7x7x7)/Cube 0:** Measurement grid: dx=5mm, dy=5mm, dz=5mm
Reference Value = 3.134 V/m; Power Drift = -0.03 dB
Peak SAR (extrapolated) = 1.90 W/kg
**SAR(1 g) = 0.929 W/kg; SAR(10 g) = 0.430 W/kg**
Maximum value of SAR (measured) = 1.41 W/kg

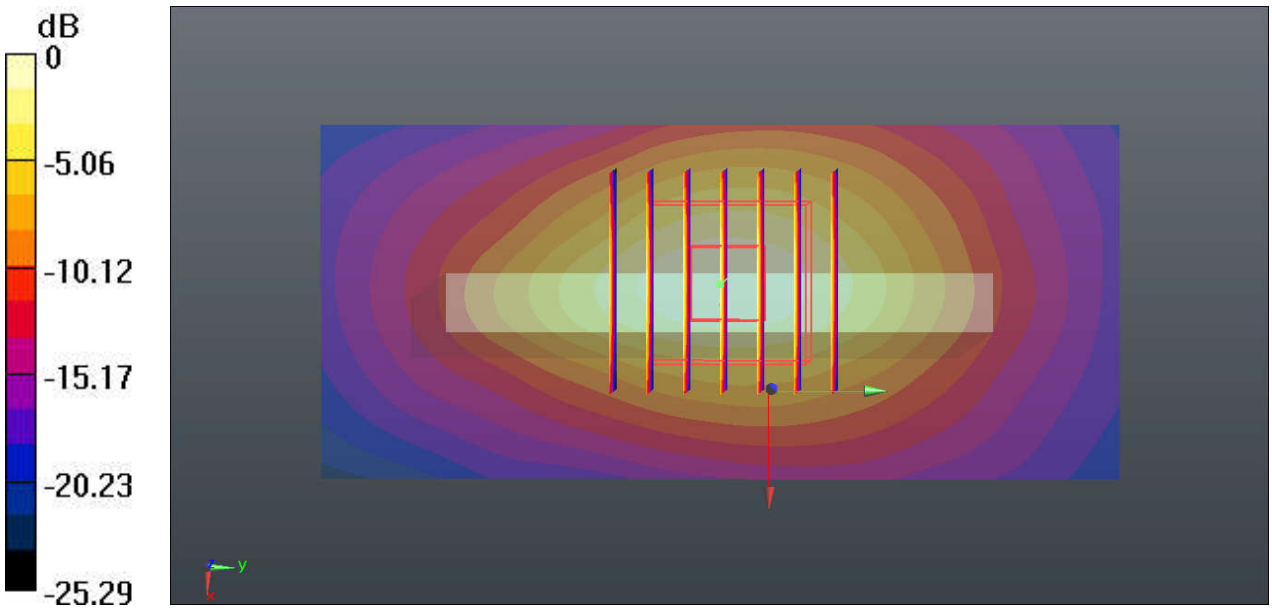


0 dB = 1.44 W/kg

## #25_WLAN2.4GHz_802.11b 1Mbps_Back_10mm_Ch11

Communication System: UID 0, WIFI (0); Frequency: 2462 MHz;Duty Cycle: 1:1.021
Medium: MSL_2450_160511 Medium parameters used: f = 2462 MHz; $\sigma$ = 2.012 S/m; $\varepsilon_r$ = 52.245; $\rho$ = 1000 kg/m$^3$
**Ambient Temperature**: 23.5 ℃ ; **Liquid Temperature**: 22.7 ℃

DASY5 Configuration:
- Probe: EX3DV4 - SN3911; ConvF(7.34, 7.34, 7.34); Calibrated: 2015.10.1;
- Sensor-Surface: 2mm (Mechanical Surface Detection)
- Electronics: DAE4 Sn1338; Calibrated: 2015.11.23
- Phantom: SAM (Front) with CRP v5.0; Type: QD000P40CD; Serial: TP:1795
- Measurement SW: DASY52, Version 52.8 (8);SEMCAD X Version 14.6.10 (7331)

**Ch11/Area Scan (81x151x1):** Interpolated grid: dx=12mm, dy=12mm
Maximum value of SAR (interpolated) = 0.764 W/kg

**Ch11/Zoom Scan (7x7x7)/Cube 0:** Measurement grid: dx=5mm, dy=5mm, dz=5mm
Reference Value = 0.6060 V/m; Power Drift = 0.04 dB
Peak SAR (extrapolated) = 1.15 W/kg
**SAR(1 g) = 0.479 W/kg; SAR(10 g) = 0.205 W/kg**
Maximum value of SAR (measured) = 0.775 W/kg

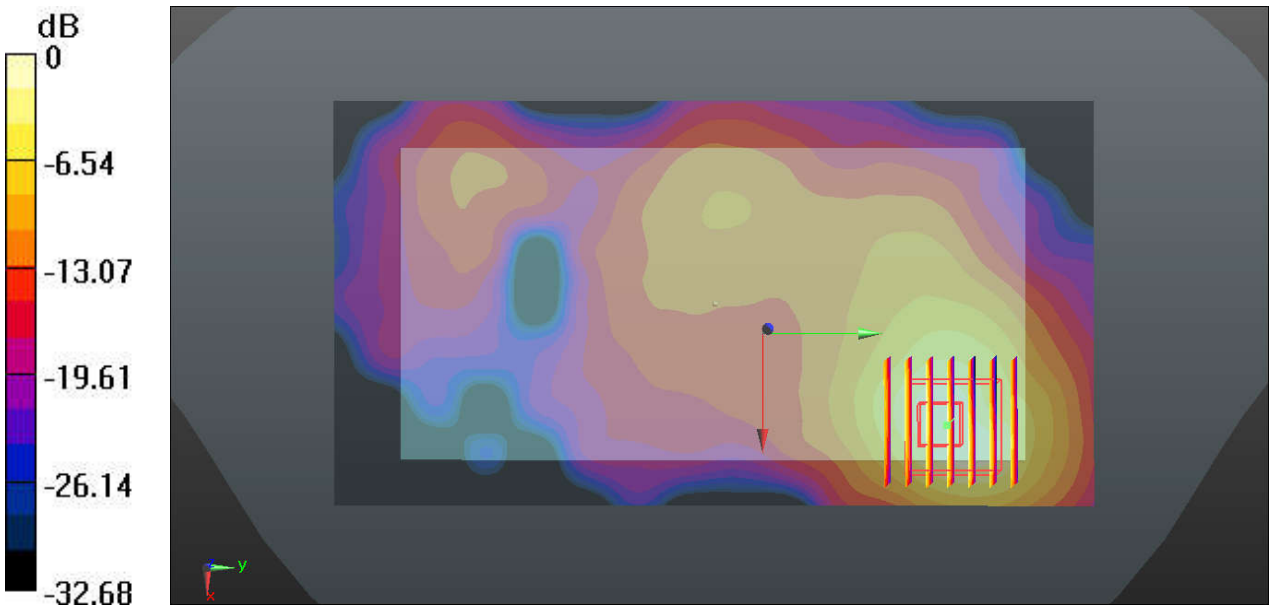


0 dB = 0.764 W/kg

## #26_WLAN5GHz_802.11a 6Mbps_Back_10mm_Ch48

Communication System: UID 0, WIFI (0); Frequency: 5240 MHz;Duty Cycle: 1:1.143
Medium: MSL_5250_160513 Medium parameters used: f = 5240 MHz; $\sigma$ = 5.271 S/m; $\varepsilon_r$ = 50.934; $\rho$ = 1000 kg/m$^3$
**Ambient Temperature**: 23.2 ℃ ; **Liquid Temperature**: 22.8 ℃

DASY5 Configuration:
- Probe: EX3DV4 - SN3819; ConvF(4.2, 4.2, 4.2); Calibrated: 2015.11.27;
- Sensor-Surface: 1.4mm (Mechanical Surface Detection)
- Electronics: DAE4 Sn1303; Calibrated: 2015.11.24
- Phantom: SAM (Front) with CRP v5.0; Type: QD000P40CD; Serial: TP:1795
- Measurement SW: DASY52, Version 52.8 (8);SEMCAD X Version 14.6.10 (7331)

**Ch48/Area Scan (91x171x1):** Interpolated grid: dx=10mm, dy=10mm
Maximum value of SAR (interpolated) = 0.507 W/kg

**Ch48/Zoom Scan (7x7x7)/Cube 0:** Measurement grid: dx=4mm, dy=4mm, dz=1.4mm
Reference Value = 0.9880 V/m; Power Drift = 0.01 dB
Peak SAR (extrapolated) = 0.984 W/kg
**SAR(1 g) = 0.243 W/kg; SAR(10 g) = 0.070 W/kg**
Maximum value of SAR (measured) = 0.566 W/kg

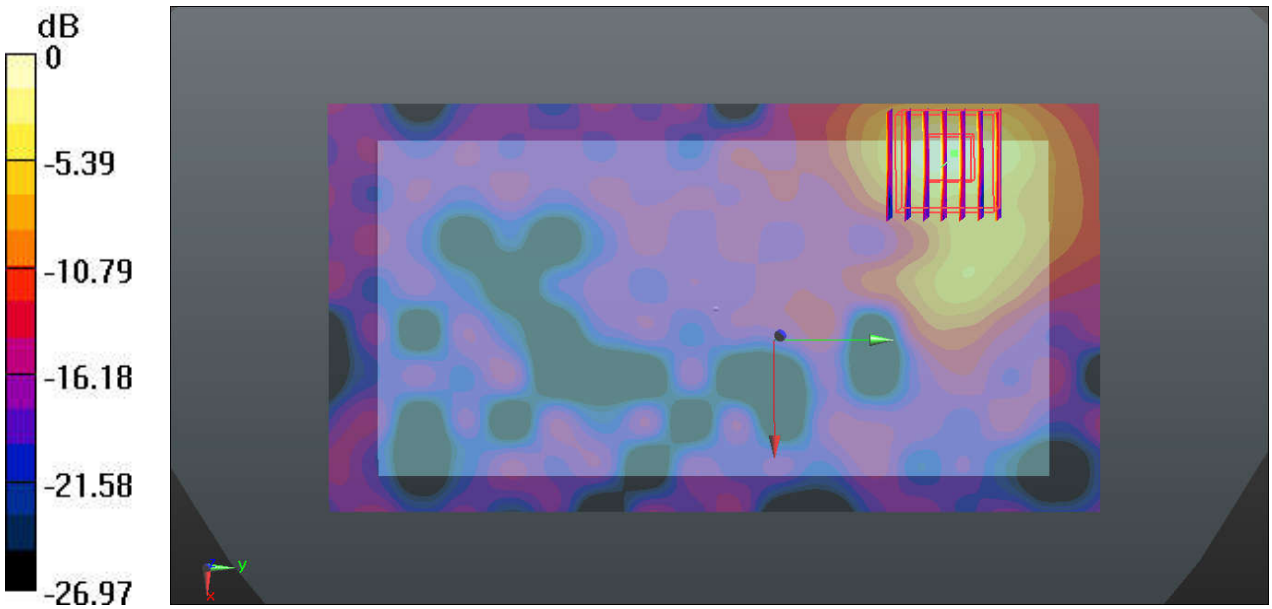


0 dB = 0.507 W/kg

## #27_WLAN5GHz_802.11a 6Mbps_Back_10mm_Ch149

Communication System: UID 0, WIFI (0); Frequency: 5745 MHz;Duty Cycle: 1:1.143
Medium: MSL_5750_160513 Medium parameters used: f = 5745 MHz; $\sigma$ = 6.105 S/m; $\varepsilon_r$ = 49.947; $\rho$ = 1000 kg/m$^3$
**Ambient Temperature**: 23.2 ℃ ; **Liquid Temperature**: 22.9 ℃

DASY5 Configuration:
- Probe: EX3DV4 - SN3819; ConvF(3.73, 3.73, 3.73); Calibrated: 2015.11.27;
- Sensor-Surface: 1.4mm (Mechanical Surface Detection)
- Electronics: DAE4 Sn1303; Calibrated: 2015.11.24
- Phantom: SAM (Front) with CRP v5.0; Type: QD000P40CD; Serial: TP:1795
- Measurement SW: DASY52, Version 52.8 (8);SEMCAD X Version 14.6.10 (7331)

**Ch149/Area Scan (91x171x1):** Interpolated grid: dx=10mm, dy=10mm
Maximum value of SAR (interpolated) = 0.288 W/kg

**Ch149/Zoom Scan (7x7x7)/Cube 0:** Measurement grid: dx=4mm, dy=4mm, dz=1.4mm
Reference Value = 1.035 V/m; Power Drift = 0.07 dB
Peak SAR (extrapolated) = 0.416 W/kg
**SAR(1 g) = 0.104 W/kg; SAR(10 g) = 0.028 W/kg**
Maximum value of SAR (measured) = 0.255 W/kg

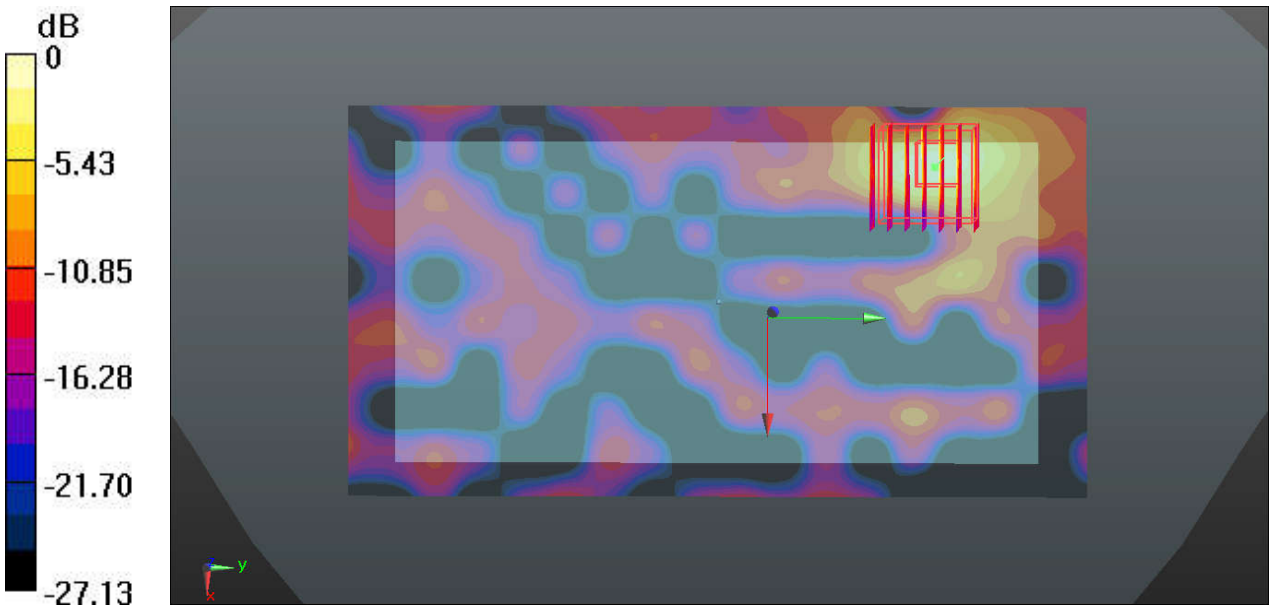


0 dB = 0.288 W/kg

## #28_GSM850_GPRS(3 Tx slots)_Back_15mm_Ch189

Communication System: UID 0, GPRS/EDGE11 (0); Frequency: 836.4 MHz;Duty Cycle: 1:2.08
Medium: MSL_835_160428 Medium parameters used: f = 836.4 MHz; $\sigma$ = 0.979 S/m; $\varepsilon_r$ = 54.429; $\rho$ = 1000 kg/m$^3$
**Ambient Temperature**: 23.4 ℃ ; **Liquid Temperature**: 22.7 ℃

DASY5 Configuration:
- Probe: EX3DV4 - SN3935; ConvF(10.3, 10.3, 10.3); Calibrated: 2015.11.27;
- Sensor-Surface: 2mm (Mechanical Surface Detection)
- Electronics: DAE4 Sn1338; Calibrated: 2015.11.23
- Phantom: SAM (Front) with CRP v5.0; Type: QD000P40CD; Serial: TP:1795
- Measurement SW: DASY52, Version 52.8 (8);SEMCAD X Version 14.6.10 (7331)

**Ch189/Area Scan (71x121x1):** Interpolated grid: dx=15mm, dy=15mm
Maximum value of SAR (interpolated) = 0.617 W/kg

**Ch189/Zoom Scan (5x5x7)/Cube 0:** Measurement grid: dx=8mm, dy=8mm, dz=5mm
Reference Value = 2.572 V/m; Power Drift = 0.05 dB
Peak SAR (extrapolated) = 0.671 W/kg
**SAR(1 g) = 0.530 W/kg; SAR(10 g) = 0.394 W/kg**
Maximum value of SAR (measured) = 0.609 W/kg

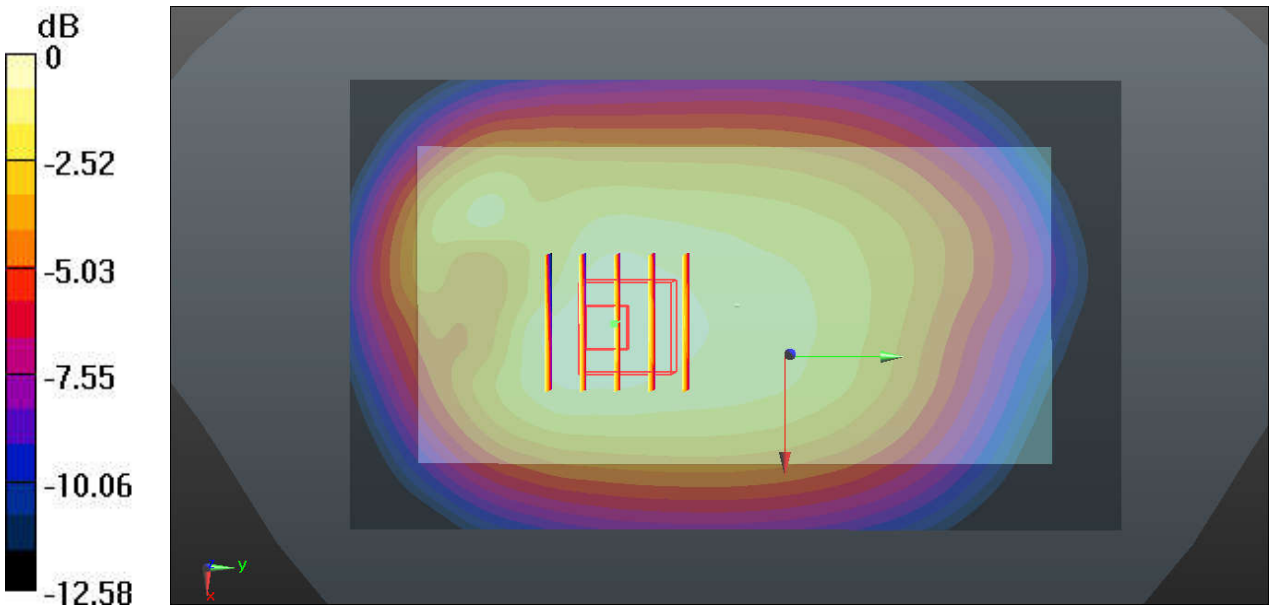


0 dB = 0.617 W/kg

## #29_GSM1900_GPRS(4 Tx slots)_Back_15mm_Ch810

Communication System: UID 0, GPRS/EDGE12 (0); Frequency: 1909.8 MHz;Duty Cycle: 1:2.08
Medium: MSL_1900_160429 Medium parameters used: f = 1909.8 MHz; $\sigma$ = 1.559 S/m; $\varepsilon_r$ = 54.548;$\rho$ = 1000 kg/m$^3$
**Ambient Temperature**: 23.4 ℃ ; **Liquid Temperature**: 22.9 ℃

DASY5 Configuration:
- Probe: EX3DV4 - SN3935; ConvF(7.99, 7.99, 7.99); Calibrated: 2015.11.27;
- Sensor-Surface: 2mm (Mechanical Surface Detection)
- Electronics: DAE4 Sn1338; Calibrated: 2015.11.23
- Phantom: SAM (Front) with CRP v5.0; Type: QD000P40CD; Serial: TP:1795
- Measurement SW: DASY52, Version 52.8 (8);SEMCAD X Version 14.6.10 (7331)

**Ch810/Area Scan (71x121x1):** Interpolated grid: dx=15mm, dy=15mm
Maximum value of SAR (interpolated) = 0.749 W/kg

**Ch810/Zoom Scan (5x5x7)/Cube 0:** Measurement grid: dx=8mm, dy=8mm, dz=5mm
Reference Value = 4.121 V/m; Power Drift = 0.02 dB
Peak SAR (extrapolated) = 0.988 W/kg
**SAR(1 g) = 0.587 W/kg; SAR(10 g) = 0.328 W/kg**
Maximum value of SAR (measured) = 0.805 W/kg

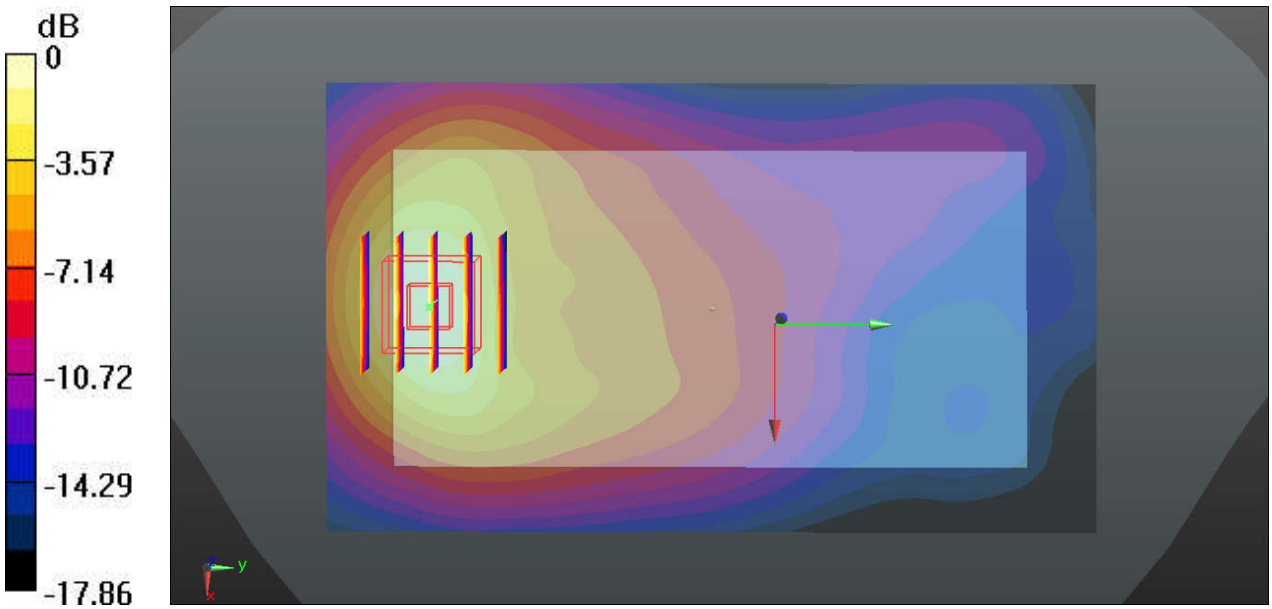


0 dB = 0.749 W/kg

## #30_WCDMA V_RMC 12.2Kbps_Back_15mm_Ch4233

Communication System: UID 0, UMTS (0); Frequency: 846.6 MHz;Duty Cycle: 1:1
Medium: MSL_835_160428 Medium parameters used: f = 846.6 MHz; $\sigma$ = 0.992 S/m; $\varepsilon_r$ = 54.346; $\rho$= 1000 kg/m$^3$
**Ambient Temperature**: 23.4 ℃ ; **Liquid Temperature**: 22.7 ℃

DASY5 Configuration:
- Probe: EX3DV4 - SN3935; ConvF(10.3, 10.3, 10.3); Calibrated: 2015.11.27;
- Sensor-Surface: 2mm (Mechanical Surface Detection)
- Electronics: DAE4 Sn1338; Calibrated: 2015.11.23
- Phantom: SAM (Front) with CRP v5.0; Type: QD000P40CD; Serial: TP:1795
- Measurement SW: DASY52, Version 52.8 (8);SEMCAD X Version 14.6.10 (7331)

**Ch4233/Area Scan (71x121x1):** Interpolated grid: dx=15mm, dy=15mm
Maximum value of SAR (interpolated) = 0.460 W/kg

**Ch4233/Zoom Scan (5x5x7)/Cube 0:** Measurement grid: dx=8mm, dy=8mm, dz=5mm
Reference Value = 2.083 V/m; Power Drift = 0.13 dB
Peak SAR (extrapolated) = 0.512 W/kg
**SAR(1 g) = 0.399 W/kg; SAR(10 g) = 0.293 W/kg**
Maximum value of SAR (measured) = 0.457 W/kg

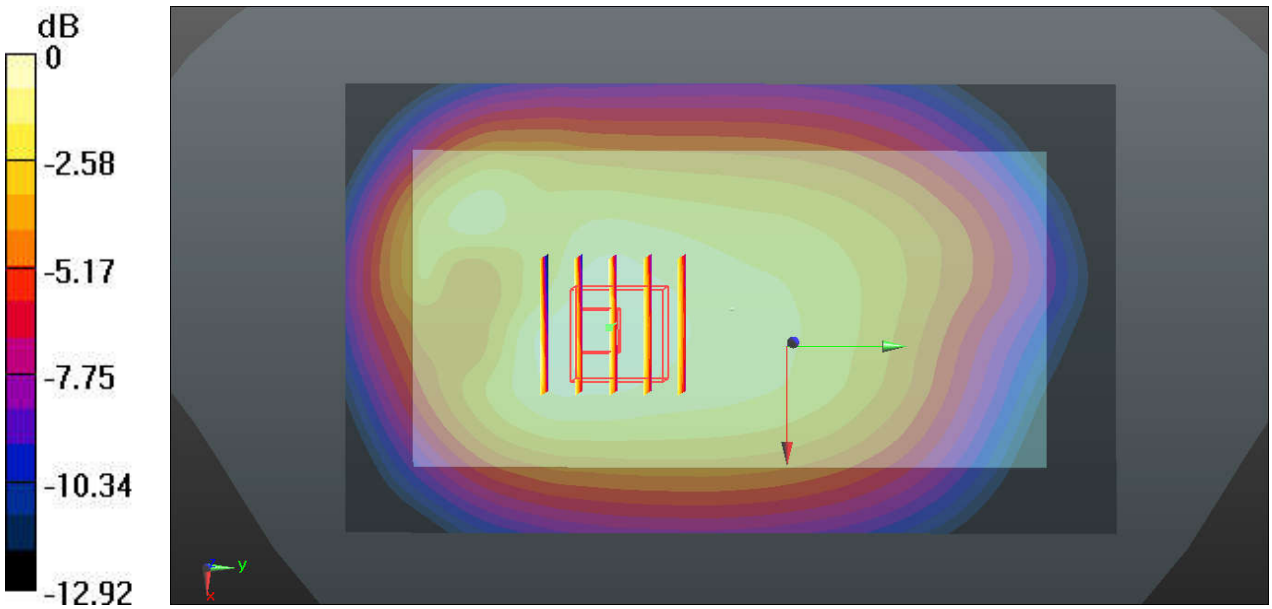


0 dB = 0.460 W/kg

## #31_WCDMA IV_RMC 12.2Kbps_Back_15mm_Ch1513

Communication System: UID 0, UMTS (0); Frequency: 1752.6 MHz;Duty Cycle: 1:1
Medium: MSL_1800_160426 Medium parameters used: f = 1752.6 MHz; $\sigma$ = 1.513 S/m; $\varepsilon_r$ = 55.723;$\rho$ = 1000 kg/m$^3$
**Ambient Temperature**: 23.4 ℃ ; **Liquid Temperature**: 22.5 ℃

DASY5 Configuration:
- Probe: EX3DV4 - SN3935; ConvF(8.24, 8.24, 8.24); Calibrated: 2015.11.27;
- Sensor-Surface: 2mm (Mechanical Surface Detection)
- Electronics: DAE4 Sn1338; Calibrated: 2015.11.23
- Phantom: SAM (Front) with CRP v5.0; Type: QD000P40CD; Serial: TP:1795
- Measurement SW: DASY52, Version 52.8 (8);SEMCAD X Version 14.6.10 (7331)

**Ch1513/Area Scan (71x121x1):** Interpolated grid: dx=15mm, dy=15mm
Maximum value of SAR (interpolated) = 0.753 W/kg

**Ch1513/Zoom Scan (5x5x7)/Cube 0:** Measurement grid: dx=8mm, dy=8mm, dz=5mm
Reference Value = 4.610 V/m; Power Drift = 0.02 dB
Peak SAR (extrapolated) = 0.950 W/kg
**SAR(1 g) = 0.595 W/kg; SAR(10 g) = 0.343 W/kg**
Maximum value of SAR (measured) = 0.793 W/kg

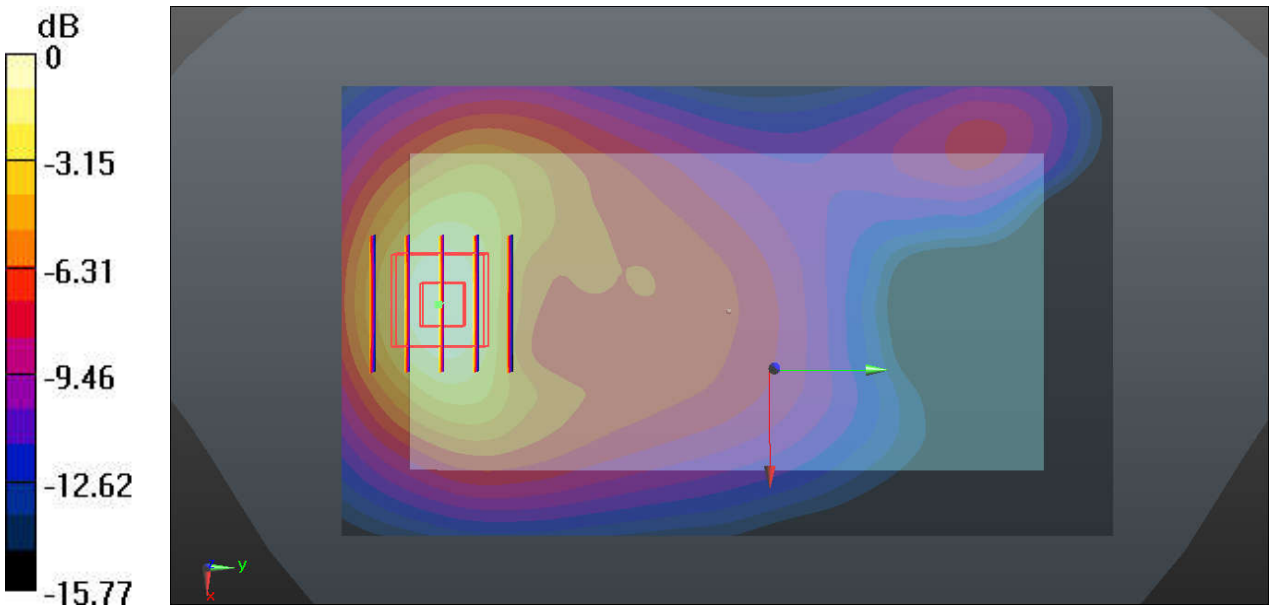


0 dB = 0.753 W/kg

## #32_WCDMA II_RMC 12.2Kbps_Back_15mm_Ch9400

Communication System: UID 0, UMTS (0); Frequency: 1880 MHz;Duty Cycle: 1:1
Medium: MSL_1900_160429 Medium parameters used: f = 1880 MHz; $\sigma$ = 1.526 S/m; $\varepsilon_r$ = 54.665; $\rho$ = 1000 kg/m$^3$
**Ambient Temperature**: 23.4 ℃ ; **Liquid Temperature**: 22.9 ℃

DASY5 Configuration:
- Probe: EX3DV4 - SN3935; ConvF(7.99, 7.99, 7.99); Calibrated: 2015.11.27;
- Sensor-Surface: 2mm (Mechanical Surface Detection)
- Electronics: DAE4 Sn1338; Calibrated: 2015.11.23
- Phantom: SAM (Front) with CRP v5.0; Type: QD000P40CD; Serial: TP:1795
- Measurement SW: DASY52, Version 52.8 (8);SEMCAD X Version 14.6.10 (7331)

**Ch9400/Area Scan (71x121x1):** Interpolated grid: dx=15mm, dy=15mm
Maximum value of SAR (interpolated) = 0.841 W/kg

**Ch9400/Zoom Scan (5x5x7)/Cube 0:** Measurement grid: dx=8mm, dy=8mm, dz=5mm
Reference Value = 4.590 V/m; Power Drift = 0.14 dB
Peak SAR (extrapolated) = 1.09 W/kg
**SAR(1 g) = 0.659 W/kg; SAR(10 g) = 0.370 W/kg**
Maximum value of SAR (measured) = 0.897 W/kg

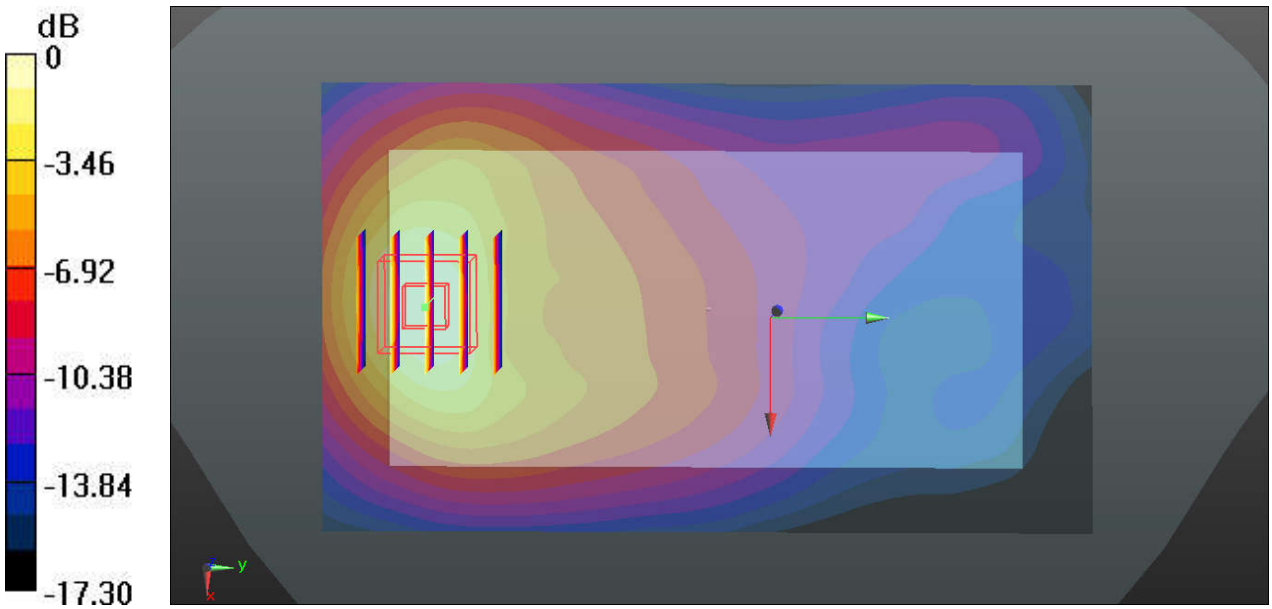


0 dB = 0.841 W/kg

## #33_LTE Band 12_10M_QPSK_1RB_25Offset_Back_15mm_Ch23095

Communication System: UID 0, LTE (0); Frequency: 707.5 MHz;Duty Cycle: 1:1
Medium: MSL_750_160428 Medium parameters used: f = 707.5 MHz; $\sigma$ = 0.943 S/m; $\varepsilon_r$ = 55.833; $\rho$ = 1000 kg/m$^3$
**Ambient Temperature**: 23.4 ℃ ; **Liquid Temperature**: 22.6 ℃

DASY5 Configuration:
- Probe: EX3DV4 - SN3935; ConvF(10.59, 10.59, 10.59); Calibrated: 2015.11.27;
- Sensor-Surface: 2mm (Mechanical Surface Detection)
- Electronics: DAE4 Sn1338; Calibrated: 2015.11.23
- Phantom: SAM (Front) with CRP v5.0; Type: QD000P40CD; Serial: TP:1795
- Measurement SW: DASY52, Version 52.8 (8);SEMCAD X Version 14.6.10 (7331)

**Ch23095/Area Scan (71x121x1):** Interpolated grid: dx=15mm, dy=15mm
Maximum value of SAR (interpolated) = 0.253 W/kg

**Ch23095/Zoom Scan (5x5x7)/Cube 0:** Measurement grid: dx=8mm, dy=8mm, dz=5mm
Reference Value = 2.290 V/m; Power Drift = 0.16 dB
Peak SAR (extrapolated) = 0.284 W/kg
**SAR(1 g) = 0.218 W/kg; SAR(10 g) = 0.164 W/kg**
Maximum value of SAR (measured) = 0.253 W/kg

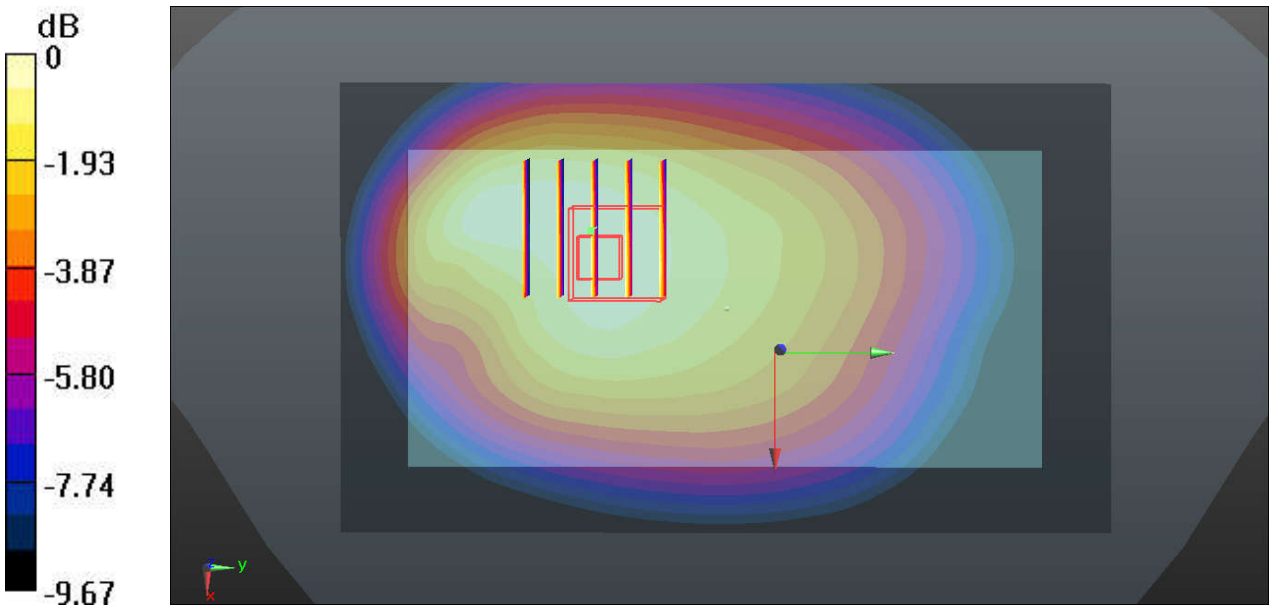


0 dB = 0.253 W/kg

## #34_LTE Band 5_10M_QPSK_1RB_25Offset_Back_15mm_Ch20525

Communication System: UID 0, LTE (0); Frequency: 836.5 MHz;Duty Cycle: 1:1
Medium: MSL_835_160428 Medium parameters used: f = 836.5 MHz; $\sigma$ = 0.979 S/m; $\varepsilon_r$ = 54.428; $\rho$ = 1000 kg/m$^3$
**Ambient Temperature**: 23.4 ℃ ; **Liquid Temperature**: 22.7 ℃

DASY5 Configuration:
- Probe: EX3DV4 - SN3935; ConvF(10.3, 10.3, 10.3); Calibrated: 2015.11.27;
- Sensor-Surface: 2mm (Mechanical Surface Detection)
- Electronics: DAE4 Sn1338; Calibrated: 2015.11.23
- Phantom: SAM (Front) with CRP v5.0; Type: QD000P40CD; Serial: TP:1795
- Measurement SW: DASY52, Version 52.8 (8);SEMCAD X Version 14.6.10 (7331)

**Ch20525/Area Scan (71x121x1):** Interpolated grid: dx=15mm, dy=15mm
Maximum value of SAR (interpolated) = 0.445 W/kg

**Ch20525/Zoom Scan (5x5x7)/Cube 0:** Measurement grid: dx=8mm, dy=8mm, dz=5mm
Reference Value = 2.375 V/m; Power Drift = 0.08 dB
Peak SAR (extrapolated) = 0.487 W/kg
**SAR(1 g) = 0.383 W/kg; SAR(10 g) = 0.288 W/kg**
Maximum value of SAR (measured) = 0.440 W/kg

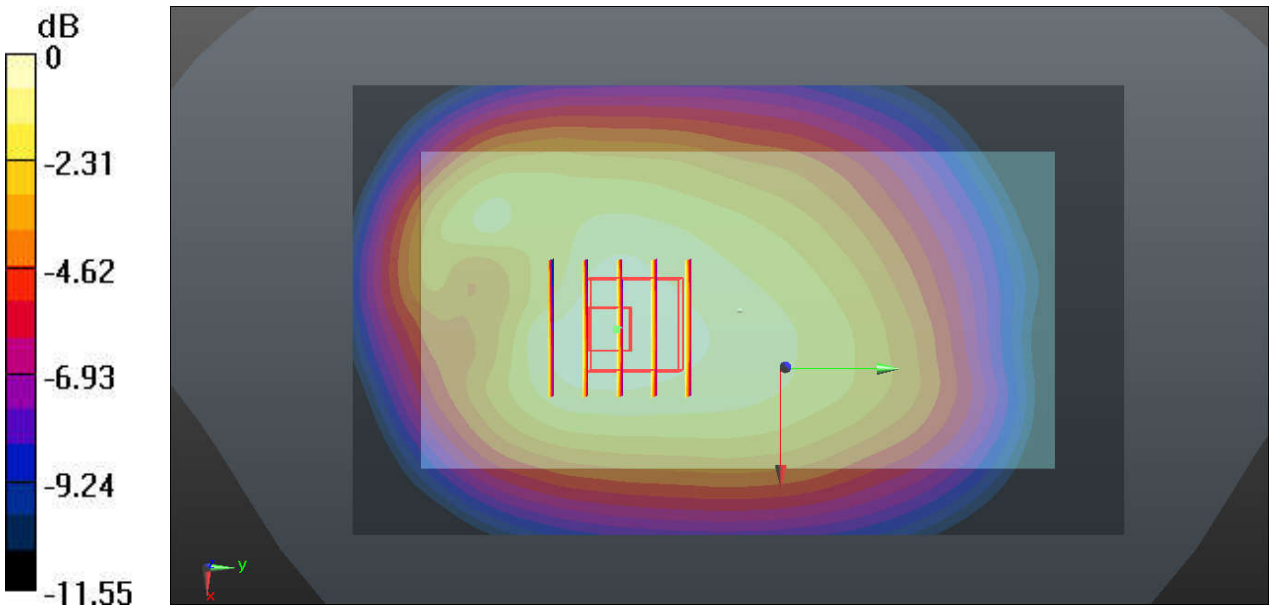


0 dB = 0.445 W/kg

## #35_LTE Band 4_20M_QPSK_1RB_49Offset_Back_15mm_Ch20175

Communication System: UID 0, LTE (0); Frequency: 1732.5 MHz;Duty Cycle: 1:1
Medium: MSL_1800_160426 Medium parameters used: f = 1732.5 MHz; $\sigma$ = 1.491 S/m; $\varepsilon_r$ = 55.756; $\rho$ = 1000 kg/m$^3$
**Ambient Temperature**: 23.4 ℃ ; **Liquid Temperature**: 22.5 ℃

DASY5 Configuration:
- Probe: EX3DV4 - SN3935; ConvF(8.24, 8.24, 8.24); Calibrated: 2015.11.27;
- Sensor-Surface: 2mm (Mechanical Surface Detection)
- Electronics: DAE4 Sn1338; Calibrated: 2015.11.23
- Phantom: SAM (Front) with CRP v5.0; Type: QD000P40CD; Serial: TP:1795
- Measurement SW: DASY52, Version 52.8 (8);SEMCAD X Version 14.6.10 (7331)

**Ch20175/Area Scan (71x121x1):** Interpolated grid: dx=15mm, dy=15mm
Maximum value of SAR (interpolated) = 0.743 W/kg

**Ch20175/Zoom Scan (5x5x7)/Cube 0:** Measurement grid: dx=8mm, dy=8mm, dz=5mm
Reference Value = 5.173 V/m; Power Drift = 0.09 dB
Peak SAR (extrapolated) = 0.933 W/kg
**SAR(1 g) = 0.587 W/kg; SAR(10 g) = 0.342 W/kg**
Maximum value of SAR (measured) = 0.781 W/kg

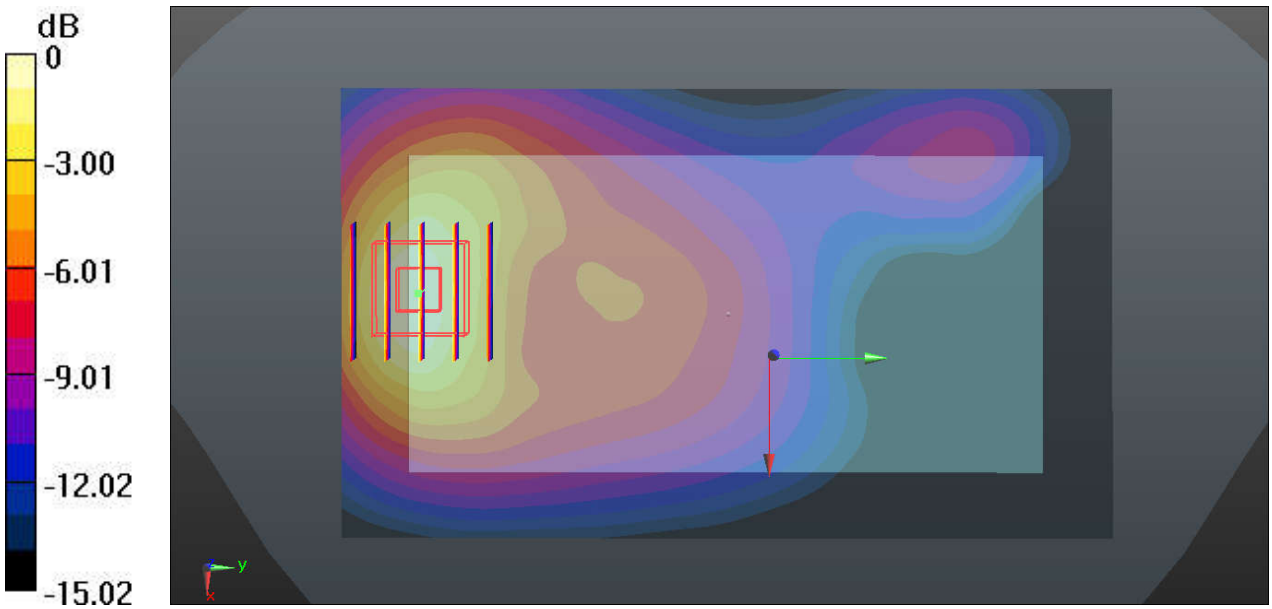


0 dB = 0.743 W/kg

## #36_LTE Band 2_20M_QPSK_1RB_49Offset_Back_15mm_Ch18900

Communication System: UID 0, LTE (0); Frequency: 1880 MHz;Duty Cycle: 1:1
Medium: MSL_1900_160528 Medium parameters used: f = 1880 MHz; $\sigma$ = 1.554 S/m; $\varepsilon_r$ = 54.286; $\rho$ = 1000 kg/m$^3$
**Ambient Temperature**: 23.5 ℃ ; **Liquid Temperature**: 22.6 ℃

DASY5 Configuration:
- Probe: EX3DV4 - SN3911; ConvF(7.75, 7.75, 7.75); Calibrated: 2015.10.1;
- Sensor-Surface: 2mm (Mechanical Surface Detection)
- Electronics: DAE4 Sn914; Calibrated: 2016.1.7
- Phantom: SAM (Front) with CRP v5.0; Type: QD000P40CD; Serial: TP:1795
- Measurement SW: DASY52, Version 52.8 (8);SEMCAD X Version 14.6.10 (7331)

**Ch18900/Area Scan (71x121x1):** Interpolated grid: dx=15mm, dy=15mm
Maximum value of SAR (interpolated) = 0.792 W/kg

**Ch18900/Zoom Scan (5x5x7)/Cube 0:** Measurement grid: dx=8mm, dy=8mm, dz=5mm
Reference Value = 4.800 V/m; Power Drift = 0.05 dB
Peak SAR (extrapolated) = 0.992 W/kg
**SAR(1 g) = 0.621 W/kg; SAR(10 g) = 0.339 W/kg**
Maximum value of SAR (measured) = 0.815 W/kg

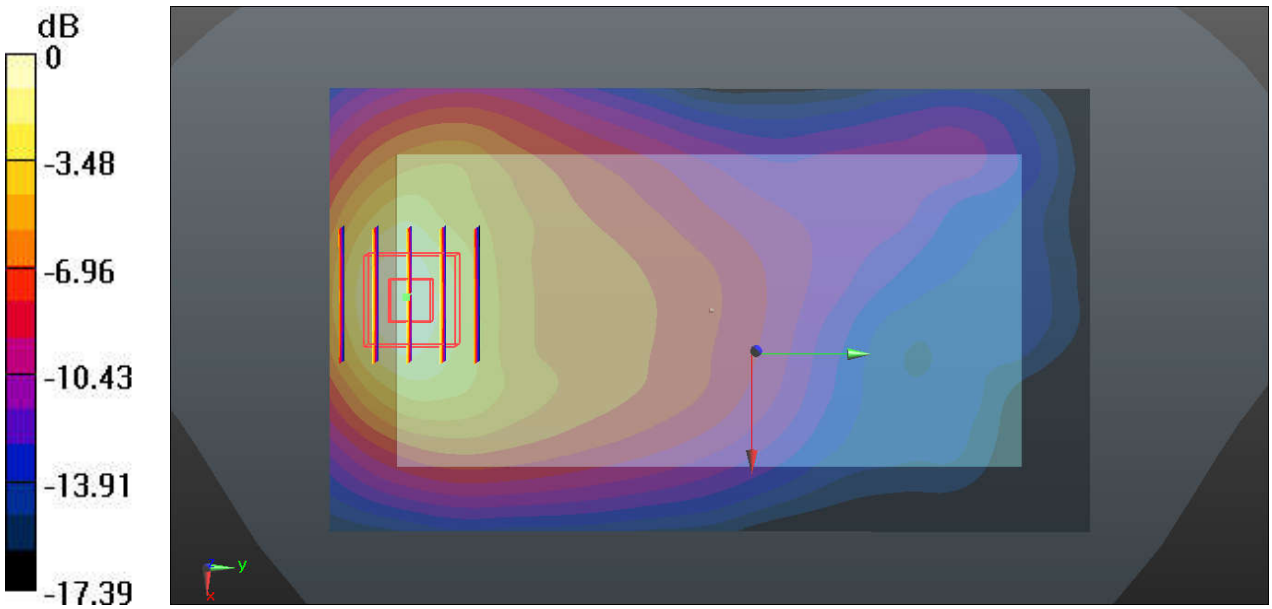


0 dB = 0.792 W/kg

# #37_LTE Band 7_20M_QPSK_1RB_49Offset_Front_15mm_Ch20850

Communication System: UID 0, LTE (0); Frequency: 2510 MHz;Duty Cycle: 1:1
Medium: MSL_2600_160429 Medium parameters used: f = 2510 MHz; $\sigma$ = 2.071 S/m; $\varepsilon_r$ = 53.993; $\rho$ = 1000 kg/m$^3$
**Ambient Temperature**: 23.2 ℃ ; **Liquid Temperature**: 22.6 ℃

DASY5 Configuration:
- Probe: EX3DV4 - SN3935; ConvF(7.37, 7.37, 7.37); Calibrated: 2015.11.27;
- Sensor-Surface: 2mm (Mechanical Surface Detection)
- Electronics: DAE4 Sn1338; Calibrated: 2015.11.23
- Phantom: SAM (Front) with CRP v5.0; Type: QD000P40CD; Serial: TP:1795
- Measurement SW: DASY52, Version 52.8 (8);SEMCAD X Version 14.6.10 (7331)

**Ch20850/Area Scan (81x151x1):** Interpolated grid: dx=12mm, dy=12mm
Maximum value of SAR (interpolated) = 0.691 W/kg

**Ch20850/Zoom Scan (7x7x7)/Cube 0:** Measurement grid: dx=5mm, dy=5mm, dz=5mm
Reference Value = 1.241 V/m; Power Drift = 0.01 dB
Peak SAR (extrapolated) = 0.930 W/kg
**SAR(1 g) = 0.487 W/kg; SAR(10 g) = 0.256 W/kg**
Maximum value of SAR (measured) = 0.702 W/kg

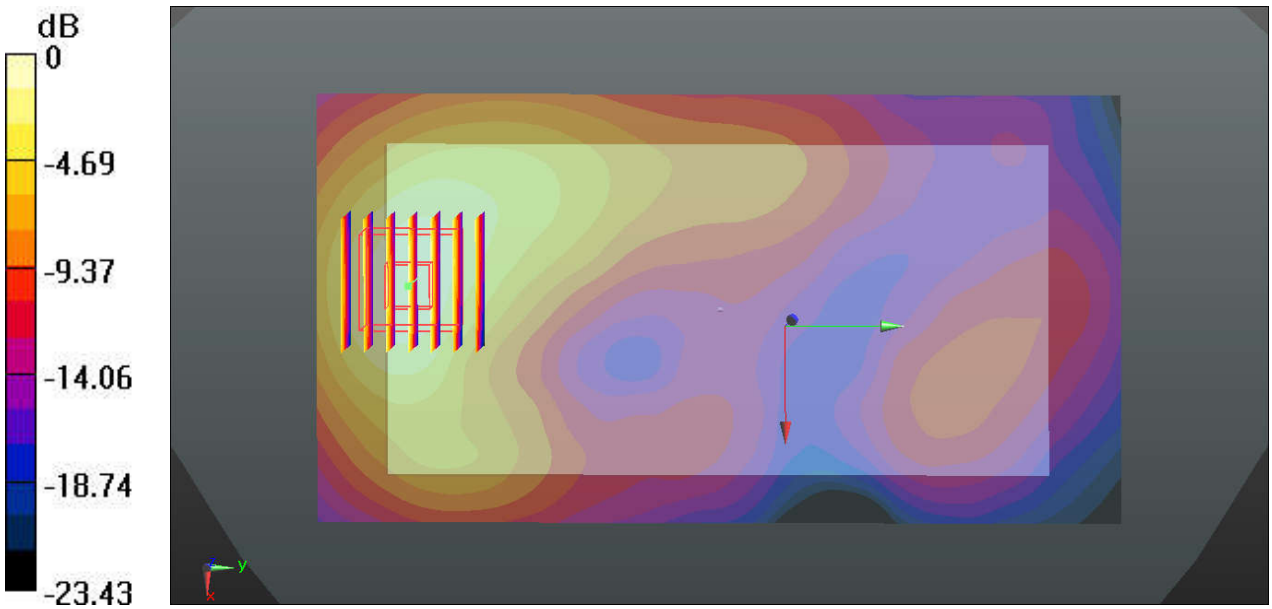


0 dB = 0.691 W/kg

## #38_WLAN2.4GHz_802.11b 1Mbps_Back_15mm_Ch11

Communication System: UID 0, WIFI (0); Frequency: 2462 MHz;Duty Cycle: 1:1.021
Medium: MSL_2450_160511 Medium parameters used: f = 2462 MHz; $\sigma$ = 2.012 S/m; $\varepsilon_r$ = 52.245; $\rho$ = 1000 kg/m$^3$
**Ambient Temperature**: 23.5 ℃ ; **Liquid Temperature**: 22.7 ℃

DASY5 Configuration:
- Probe: EX3DV4 - SN3911; ConvF(7.34, 7.34, 7.34); Calibrated: 2015.10.1;
- Sensor-Surface: 2mm (Mechanical Surface Detection)
- Electronics: DAE4 Sn1338; Calibrated: 2015.11.23
- Phantom: SAM (Front) with CRP v5.0; Type: QD000P40CD; Serial: TP:1795
- Measurement SW: DASY52, Version 52.8 (8);SEMCAD X Version 14.6.10 (7331)

**Ch11/Area Scan (81x151x1):** Interpolated grid: dx=12mm, dy=12mm
Maximum value of SAR (interpolated) = 0.208 W/kg

**Ch11/Zoom Scan (7x7x7)/Cube 0:** Measurement grid: dx=5mm, dy=5mm, dz=5mm
Reference Value = 0.6140 V/m; Power Drift = 0.01 dB
Peak SAR (extrapolated) = 0.304 W/kg
**SAR(1 g) = 0.143 W/kg; SAR(10 g) = 0.067 W/kg**
Maximum value of SAR (measured) = 0.219 W/kg

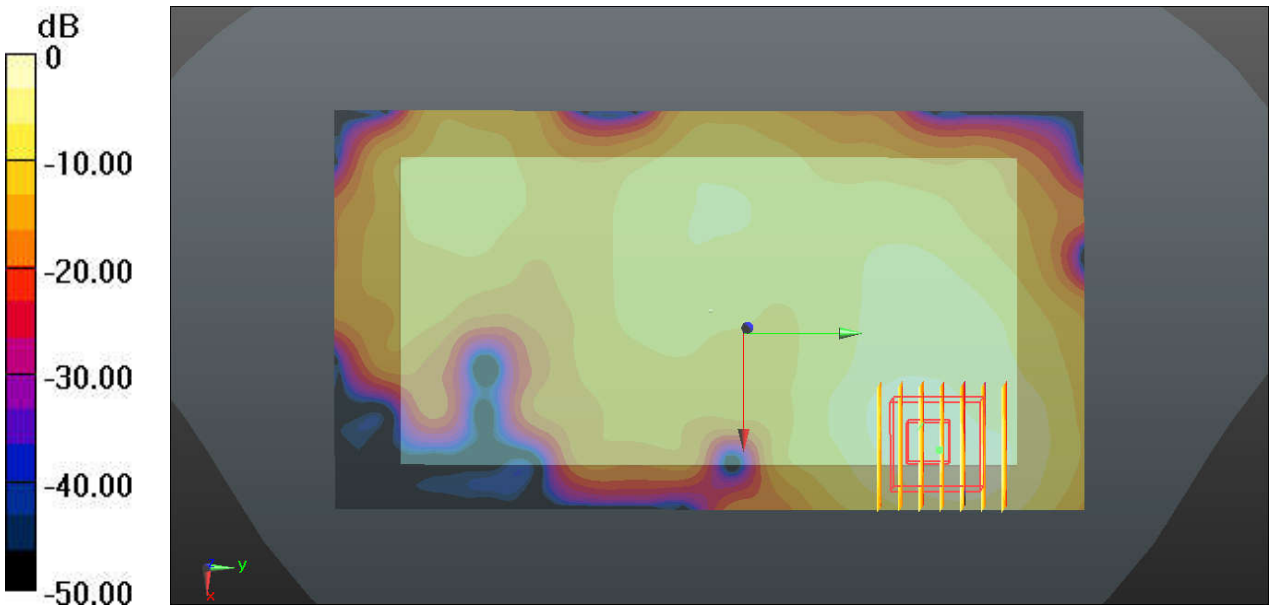


0 dB = 0.208 W/kg

## #39_WLAN5GHz_802.11a 6Mbps_Back_15mm_Ch52

Communication System: UID 0, WIFI (0); Frequency: 5260 MHz;Duty Cycle: 1:1.143
Medium: MSL_5250_160513 Medium parameters used: f = 5260 MHz; $\sigma$ = 5.309 S/m; $\varepsilon_r$ = 50.918; $\rho$ = 1000 kg/m$^3$
**Ambient Temperature**: 23.2 ℃ ; **Liquid Temperature**: 22.8 ℃

DASY5 Configuration:
- Probe: EX3DV4 - SN3819; ConvF(4.2, 4.2, 4.2); Calibrated: 2015.11.27;
- Sensor-Surface: 1.4mm (Mechanical Surface Detection)
- Electronics: DAE4 Sn1303; Calibrated: 2015.11.24
- Phantom: SAM (Front) with CRP v5.0; Type: QD000P40CD; Serial: TP:1795
- Measurement SW: DASY52, Version 52.8 (8);SEMCAD X Version 14.6.10 (7331)

**Ch52/Area Scan (91x171x1):** Interpolated grid: dx=10mm, dy=10mm
Maximum value of SAR (interpolated) = 0.172 W/kg

**Ch52/Zoom Scan (7x7x7)/Cube 0:** Measurement grid: dx=4mm, dy=4mm, dz=1.4mm
Reference Value = 1.463 V/m; Power Drift = -0.05 dB
Peak SAR (extrapolated) = 0.180 W/kg
**SAR(1 g) = 0.055 W/kg; SAR(10 g) = 0.023 W/kg**
Maximum value of SAR (measured) = 0.111 W/kg

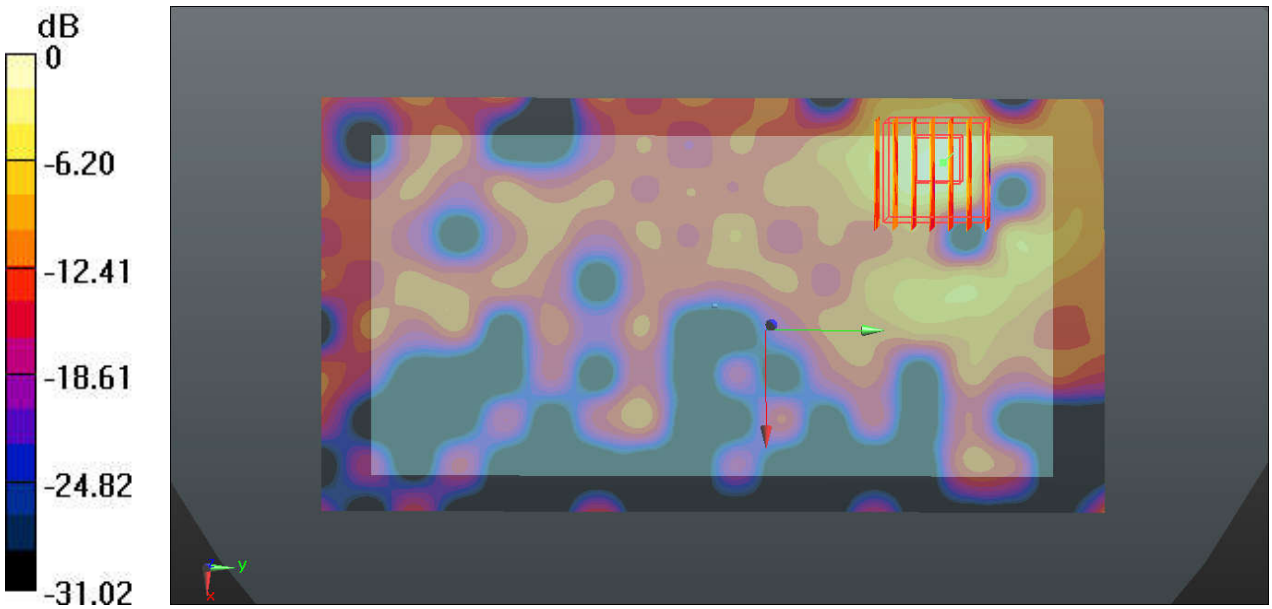


0 dB = 0.172 W/kg

## #40_WLAN5GHz_802.11a 6Mbps_Back_15mm_Ch100

Communication System: UID 0, WIFI (0); Frequency: 5500 MHz;Duty Cycle: 1:1.143
Medium: MSL_5600_160513 Medium parameters used: f = 5500 MHz; $\sigma$ = 5.718 S/m; $\varepsilon_r$ = 50.529; $\rho$ = 1000 kg/m$^3$
**Ambient Temperature**: 23.2 ℃ ; **Liquid Temperature**: 22.7 ℃

DASY5 Configuration:
- Probe: EX3DV4 - SN3819; ConvF(3.67, 3.67, 3.67); Calibrated: 2015.11.27;
- Sensor-Surface: 1.4mm (Mechanical Surface Detection)
- Electronics: DAE4 Sn1303; Calibrated: 2015.11.24
- Phantom: SAM (Front) with CRP v5.0; Type: QD000P40CD; Serial: TP:1795
- Measurement SW: DASY52, Version 52.8 (8);SEMCAD X Version 14.6.10 (7331)

**Ch100/Area Scan (91x171x1):** Interpolated grid: dx=10mm, dy=10mm
Maximum value of SAR (interpolated) = 0.205 W/kg

**Ch100/Zoom Scan (7x7x7)/Cube 0:** Measurement grid: dx=4mm, dy=4mm, dz=1.4mm
Reference Value = 1.364 V/m; Power Drift = 0.07 dB
Peak SAR (extrapolated) = 0.259 W/kg
**SAR(1 g) = 0.077 W/kg; SAR(10 g) = 0.030 W/kg**
Maximum value of SAR (measured) = 0.165 W/kg

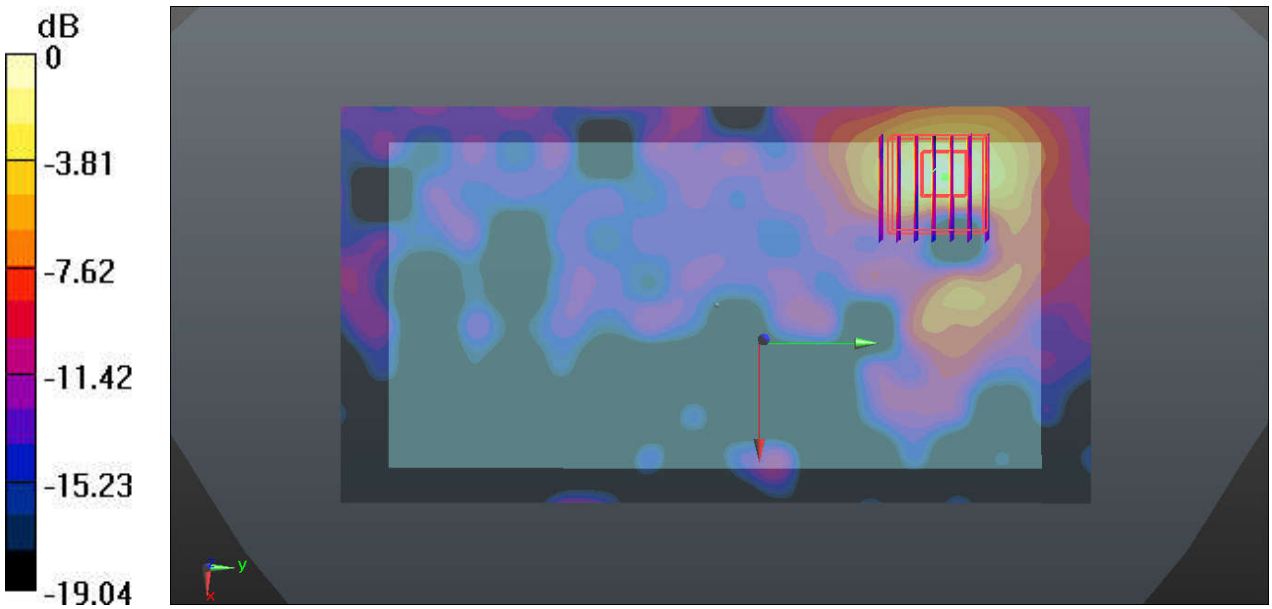


0 dB = 0.205 W/kg

## #41_WLAN5GHz_802.11a 6Mbps_Back_15mm_Ch149

Communication System: UID 0, WIFI (0); Frequency: 5745 MHz;Duty Cycle: 1:1.143
Medium: MSL_5750_160513 Medium parameters used: f = 5745 MHz; $\sigma$ = 6.105 S/m; $\varepsilon_r$ = 49.947; $\rho$ = 1000 kg/m$^3$
**Ambient Temperature**: 23.2 ℃ ; **Liquid Temperature**: 22.9 ℃

DASY5 Configuration:
- Probe: EX3DV4 - SN3819; ConvF(3.73, 3.73, 3.73); Calibrated: 2015.11.27;
- Sensor-Surface: 1.4mm (Mechanical Surface Detection)
- Electronics: DAE4 Sn1303; Calibrated: 2015.11.24
- Phantom: SAM (Front) with CRP v5.0; Type: QD000P40CD; Serial: TP:1795
- Measurement SW: DASY52, Version 52.8 (8);SEMCAD X Version 14.6.10 (7331)

**Ch149/Area Scan (91x171x1):** Interpolated grid: dx=10mm, dy=10mm
Maximum value of SAR (interpolated) = 0.119 W/kg

**Ch149/Zoom Scan (7x7x7)/Cube 0:** Measurement grid: dx=4mm, dy=4mm, dz=1.4mm
Reference Value = 1.128 V/m; Power Drift = 0.09 dB
Peak SAR (extrapolated) = 0.205 W/kg
**SAR(1 g) = 0.058 W/kg; SAR(10 g) = 0.024 W/kg**
Maximum value of SAR (measured) = 0.122 W/kg

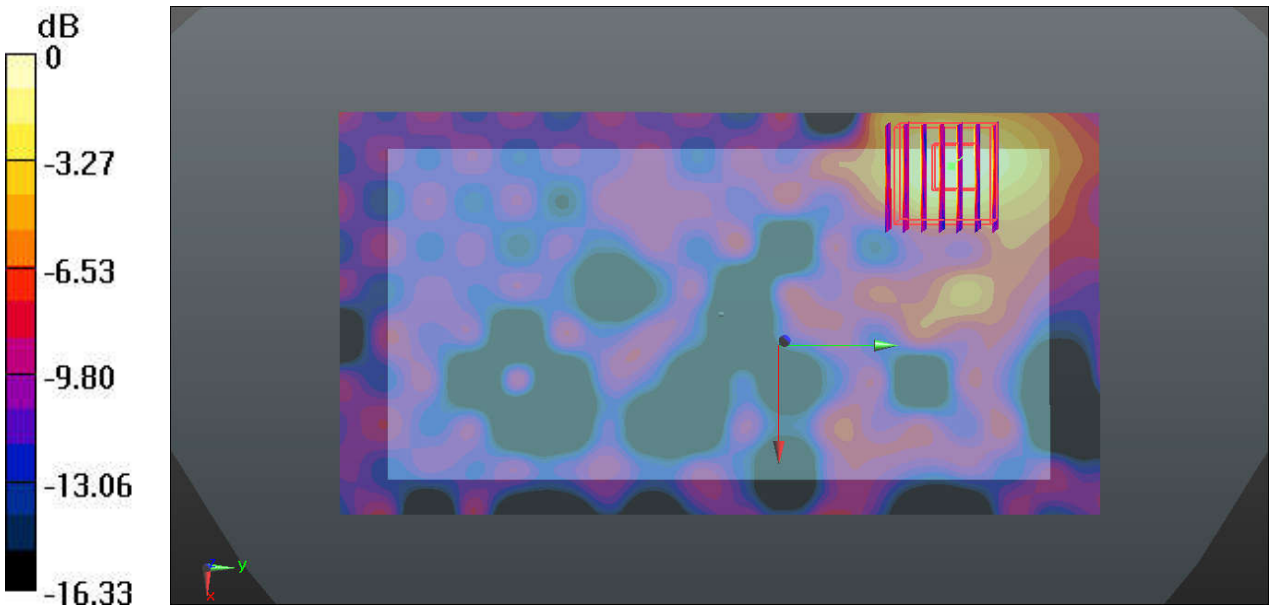


0 dB = 0.119 W/kg

# Appendix C. DASY Calibration Certificate

The DASY calibration certificates are shown as follows.