GSM1900 (GSM)

Lowest Channel

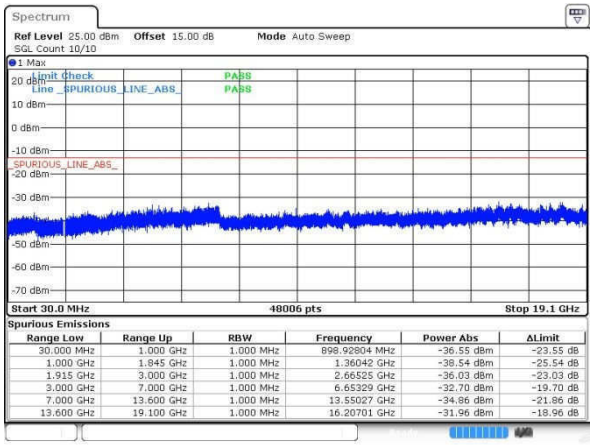

Spurious Emissions

Range Low	Range Up	RBW	Frequency	Power Abs	ΔLimit
30.000 MHz	1.000 GHz	1.000 MHz	898.92804 MHz	-36.55 dBm	-23.55 dB
1.000 GHz	1.845 GHz	1.000 MHz	1.36042 GHz	-38.54 dBm	-25.54 dB
1.915 GHz	3.000 GHz	1.000 MHz	2.66525 GHz	-36.03 dBm	-23.03 dB
3.000 GHz	7.000 GHz	1.000 MHz	6.65329 GHz	-32.70 dBm	-19.70 dB
7.000 GHz	13.600 GHz	1.000 MHz	13.55027 GHz	-34.86 dBm	-21.86 dB
13.600 GHz	19.100 GHz	1.000 MHz	16.20701 GHz	-31.96 dBm	-18.96 dB

Date: 24.APR.2016 01:31:46

Middle Channel

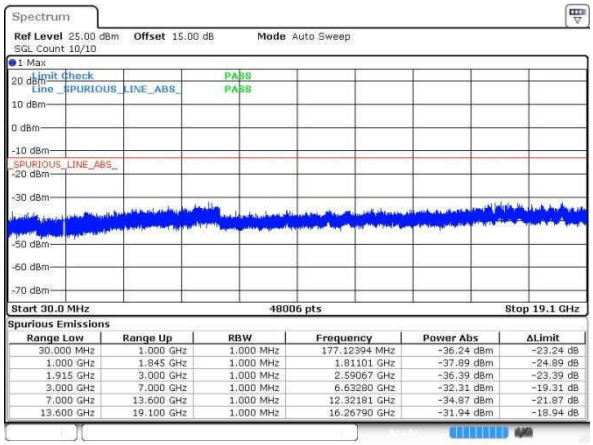

Spurious Emissions

Range Low	Range Up	RBW	Frequency	Power Abs	ΔLimit
30.000 MHz	1.000 GHz	1.000 MHz	177.12394 MHz	-36.24 dBm	-23.24 dB
1.000 GHz	1.845 GHz	1.000 MHz	1.81101 GHz	-37.89 dBm	-24.89 dB
1.915 GHz	3.000 GHz	1.000 MHz	2.59067 GHz	-36.39 dBm	-23.39 dB
3.000 GHz	7.000 GHz	1.000 MHz	6.63280 GHz	-32.31 dBm	-19.31 dB
7.000 GHz	13.600 GHz	1.000 MHz	12.32181 GHz	-34.87 dBm	-21.87 dB
13.600 GHz	19.100 GHz	1.000 MHz	16.26790 GHz	-31.94 dBm	-18.94 dB

Date: 24.APR.2016 01:33:02

Highest Channel

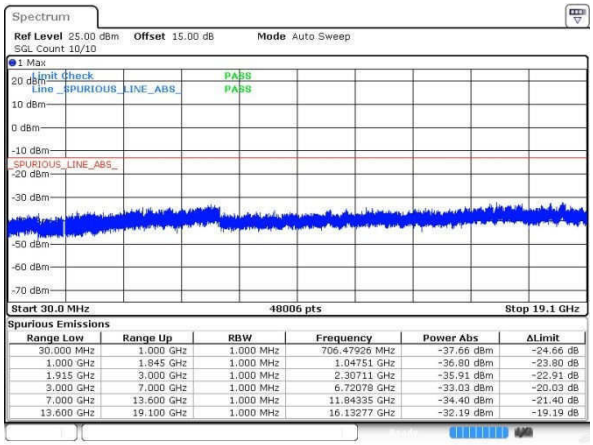

Spurious Emissions

Range Low	Range Up	RBW	Frequency	Power Abs	ΔLimit
30.000 MHz	1.000 GHz	1.000 MHz	706.47926 MHz	-37.66 dBm	-24.66 dB
1.000 GHz	1.845 GHz	1.000 MHz	1.04751 GHz	-36.80 dBm	-23.80 dB
1.915 GHz	3.000 GHz	1.000 MHz	2.30711 GHz	-35.91 dBm	-22.91 dB
3.000 GHz	7.000 GHz	1.000 MHz	6.72078 GHz	-33.03 dBm	-20.03 dB
7.000 GHz	13.600 GHz	1.000 MHz	11.84335 GHz	-34.40 dBm	-21.40 dB
13.600 GHz	19.100 GHz	1.000 MHz	16.13277 GHz	-32.19 dBm	-19.19 dB

Date: 24.APR.2016 01:34:17

GSM1900 (EDGE class 8)

Lowest Channel

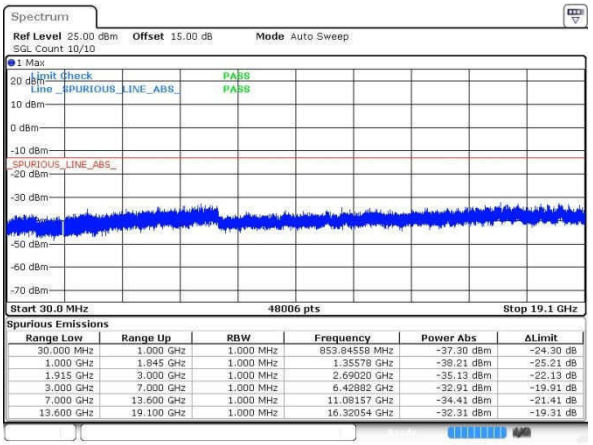

Spurious Emissions

Range Low	Range Up	RBW	Frequency	Power Abs	ΔLimit
30.000 MHz	1.000 GHz	1.000 MHz	853.84558 MHz	-37.30 dBm	-24.30 dB
1.000 GHz	1.845 GHz	1.000 MHz	1.35578 GHz	-38.21 dBm	-25.21 dB
1.915 GHz	3.000 GHz	1.000 MHz	2.69020 GHz	-35.13 dBm	-22.13 dB
3.000 GHz	7.000 GHz	1.000 MHz	6.42882 GHz	-32.91 dBm	-19.91 dB
7.000 GHz	13.600 GHz	1.000 MHz	11.08157 GHz	-34.41 dBm	-21.41 dB
13.600 GHz	19.100 GHz	1.000 MHz	16.32054 GHz	-32.31 dBm	-19.31 dB

Date: 24.APR.2016 02:24:34

Middle Channel

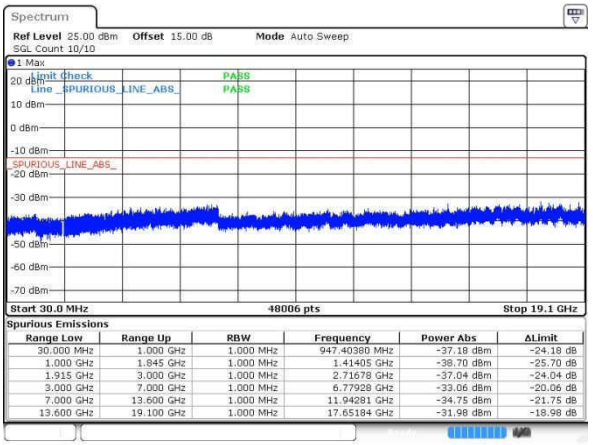

Spurious Emissions

Range Low	Range Up	RBW	Frequency	Power Abs	ΔLimit
30.000 MHz	1.000 GHz	1.000 MHz	947.40380 MHz	-37.18 dBm	-24.18 dB
1.000 GHz	1.845 GHz	1.000 MHz	1.41405 GHz	-38.70 dBm	-25.70 dB
1.915 GHz	3.000 GHz	1.000 MHz	2.71678 GHz	-37.04 dBm	-24.04 dB
3.000 GHz	7.000 GHz	1.000 MHz	6.77928 GHz	-33.06 dBm	-20.06 dB
7.000 GHz	13.600 GHz	1.000 MHz	11.94281 GHz	-34.75 dBm	-21.75 dB
13.600 GHz	19.100 GHz	1.000 MHz	17.65184 GHz	-31.98 dBm	-18.98 dB

Date: 24.APR.2016 02:25:58

Highest Channel

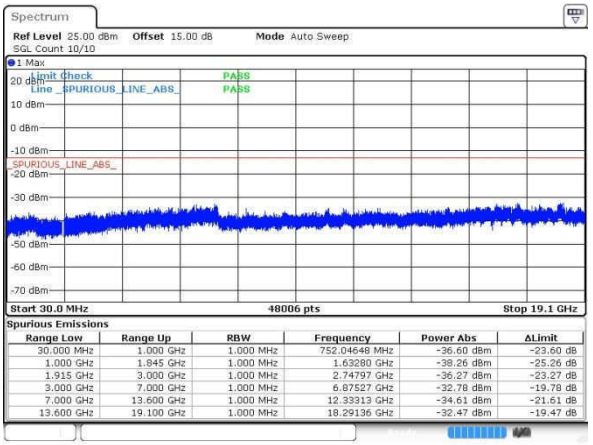

Spurious Emissions

Range Low	Range Up	RBW	Frequency	Power Abs	ΔLimit
30.000 MHz	1.000 GHz	1.000 MHz	752.04648 MHz	-36.60 dBm	-23.60 dB
1.000 GHz	1.845 GHz	1.000 MHz	1.63280 GHz	-38.26 dBm	-25.26 dB
1.915 GHz	3.000 GHz	1.000 MHz	2.74797 GHz	-36.27 dBm	-23.27 dB
3.000 GHz	7.000 GHz	1.000 MHz	6.87527 GHz	-32.78 dBm	-19.78 dB
7.000 GHz	13.600 GHz	1.000 MHz	12.33313 GHz	-34.61 dBm	-21.61 dB
13.600 GHz	19.100 GHz	1.000 MHz	18.29136 GHz	-32.47 dBm	-19.47 dB

Date: 24.APR.2016 02:27:32

WCDMA Band V (RMC 12.2Kbps)

Lowest Channel

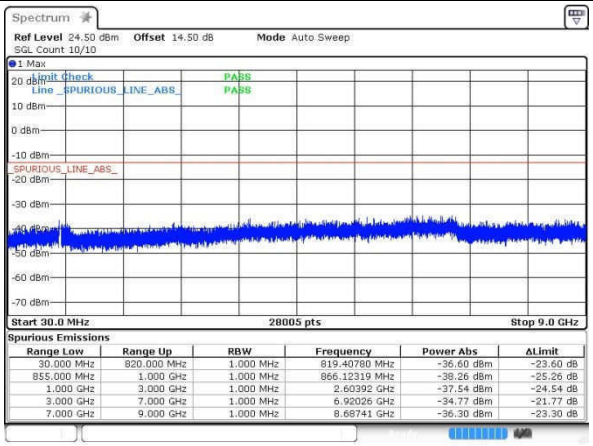

Spurious Emissions

Range Low	Range Up	RBW	Frequency	Power Abs	ΔLimit
30.000 MHz	820.000 MHz	1.000 MHz	819.40780 MHz	-36.60 dBm	-23.60 dB
855.000 MHz	1.000 GHz	1.000 MHz	866.12319 MHz	-38.26 dBm	-25.26 dB
1.000 GHz	3.000 GHz	1.000 MHz	2.60392 GHz	-37.54 dBm	-24.54 dB
3.000 GHz	7.000 GHz	1.000 MHz	6.92026 GHz	-34.77 dBm	-21.77 dB
7.000 GHz	9.000 GHz	1.000 MHz	8.68741 GHz	-36.30 dBm	-23.30 dB

Date: 22.APR.2016 18:41:54

Middle Channel

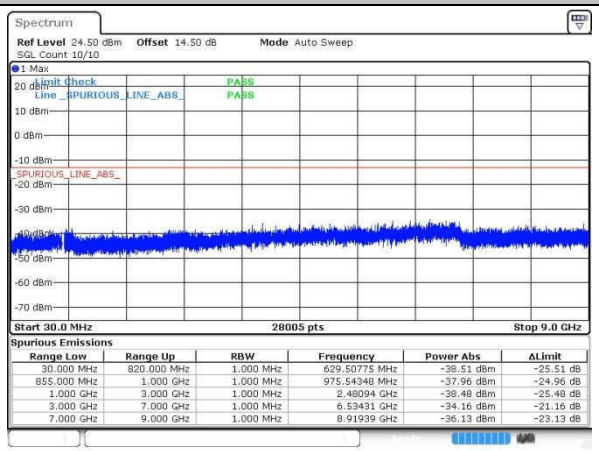

Spurious Emissions

Range Low	Range Up	RBW	Frequency	Power Abs	ΔLimit
30.000 MHz	820.000 MHz	1.000 MHz	629.50775 MHz	-38.51 dBm	-25.51 dB
855.000 MHz	1.000 GHz	1.000 MHz	975.54348 MHz	-37.96 dBm	-24.96 dB
1.000 GHz	3.000 GHz	1.000 MHz	2.48094 GHz	-38.48 dBm	-25.48 dB
3.000 GHz	7.000 GHz	1.000 MHz	6.53431 GHz	-34.16 dBm	-21.16 dB
7.000 GHz	9.000 GHz	1.000 MHz	8.91939 GHz	-36.13 dBm	-23.13 dB

Date: 22.APR.2016 18:43:10

Highest Channel

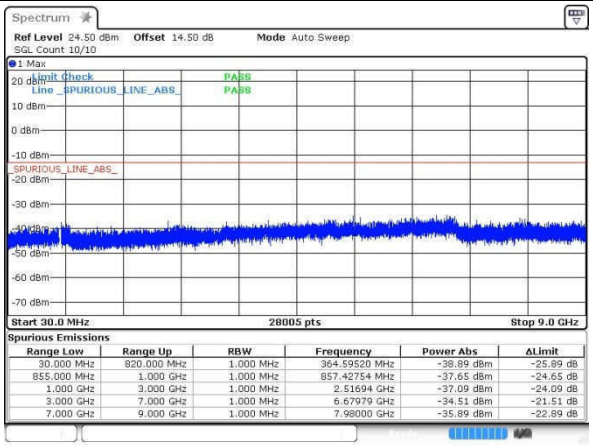

Spurious Emissions

Range Low	Range Up	RBW	Frequency	Power Abs	ΔLimit
30.000 MHz	820.000 MHz	1.000 MHz	364.59520 MHz	-38.89 dBm	-25.89 dB
855.000 MHz	1.000 GHz	1.000 MHz	857.42754 MHz	-37.65 dBm	-24.65 dB
1.000 GHz	3.000 GHz	1.000 MHz	2.51694 GHz	-37.09 dBm	-24.09 dB
3.000 GHz	7.000 GHz	1.000 MHz	6.67979 GHz	-34.51 dBm	-21.51 dB
7.000 GHz	9.000 GHz	1.000 MHz	7.98000 GHz	-35.89 dBm	-22.89 dB

Date: 22.APR.2016 18:44:25

WCDMA Band II (RMC 12.2Kbps)

Lowest Channel

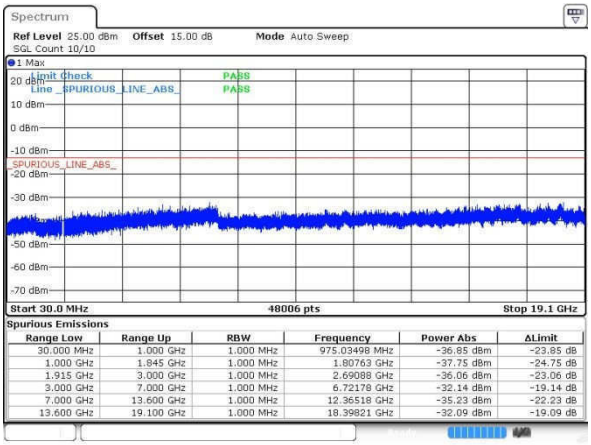

Spurious Emissions

Range Low	Range Up	RBW	Frequency	Power Abs	ΔLimit
30.000 MHz	1.000 GHz	1.000 MHz	975.03498 MHz	-36.85 dBm	-23.85 dB
1.000 GHz	1.845 GHz	1.000 MHz	1.80763 GHz	-37.75 dBm	-24.75 dB
1.915 GHz	3.000 GHz	1.000 MHz	2.69088 GHz	-36.06 dBm	-23.06 dB
3.000 GHz	7.000 GHz	1.000 MHz	6.72178 GHz	-32.14 dBm	-19.14 dB
7.000 GHz	13.600 GHz	1.000 MHz	12.36518 GHz	-35.23 dBm	-22.23 dB
13.600 GHz	19.100 GHz	1.000 MHz	18.39821 GHz	-32.09 dBm	-19.09 dB

Date: 24.APR.2016 02:51:15

Middle Channel

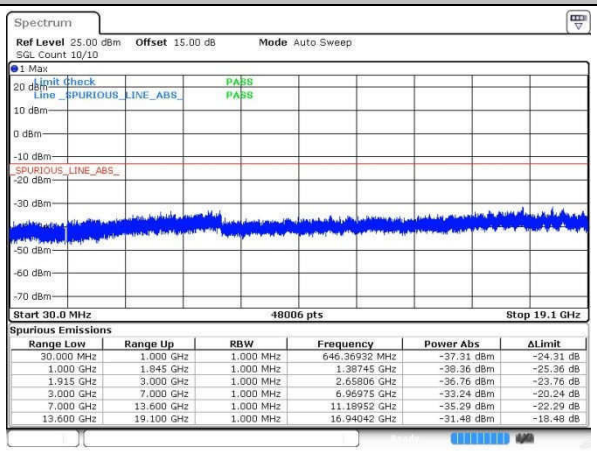

Spurious Emissions

Range Low	Range Up	RBW	Frequency	Power Abs	ΔLimit
30.000 MHz	1.000 GHz	1.000 MHz	646.36932 MHz	-37.31 dBm	-24.31 dB
1.000 GHz	1.845 GHz	1.000 MHz	1.38745 GHz	-38.36 dBm	-25.36 dB
1.915 GHz	3.000 GHz	1.000 MHz	2.65806 GHz	-36.76 dBm	-23.76 dB
3.000 GHz	7.000 GHz	1.000 MHz	6.96975 GHz	-33.24 dBm	-20.24 dB
7.000 GHz	13.600 GHz	1.000 MHz	11.18952 GHz	-35.29 dBm	-22.29 dB
13.600 GHz	19.100 GHz	1.000 MHz	16.94042 GHz	-31.48 dBm	-18.48 dB

Date: 24.APR.2016 02:52:31

Highest Channel

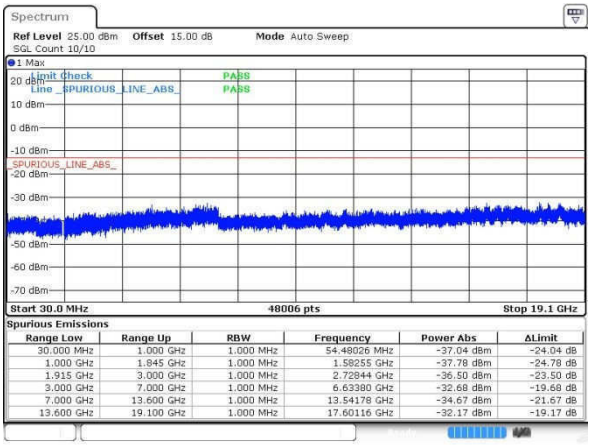

Spurious Emissions

Range Low	Range Up	RBW	Frequency	Power Abs	ΔLimit
30.000 MHz	1.000 GHz	1.000 MHz	54.48026 MHz	-37.04 dBm	-24.04 dB
1.000 GHz	1.845 GHz	1.000 MHz	1.58255 GHz	-37.78 dBm	-24.78 dB
1.915 GHz	3.000 GHz	1.000 MHz	2.72844 GHz	-36.50 dBm	-23.50 dB
3.000 GHz	7.000 GHz	1.000 MHz	6.63380 GHz	-32.68 dBm	-19.68 dB
7.000 GHz	13.600 GHz	1.000 MHz	13.54178 GHz	-34.67 dBm	-21.67 dB
13.600 GHz	19.100 GHz	1.000 MHz	17.60116 GHz	-32.17 dBm	-19.17 dB

Date: 24.APR.2016 02:53:47

WCDMA Band IV (RMC 12.2Kbps)

Lowest Channel

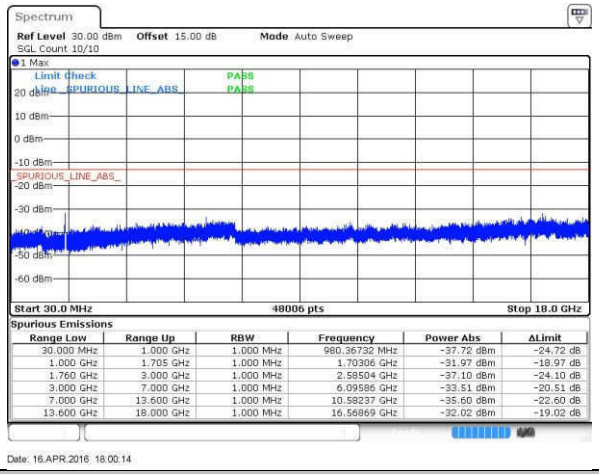

Middle Channel

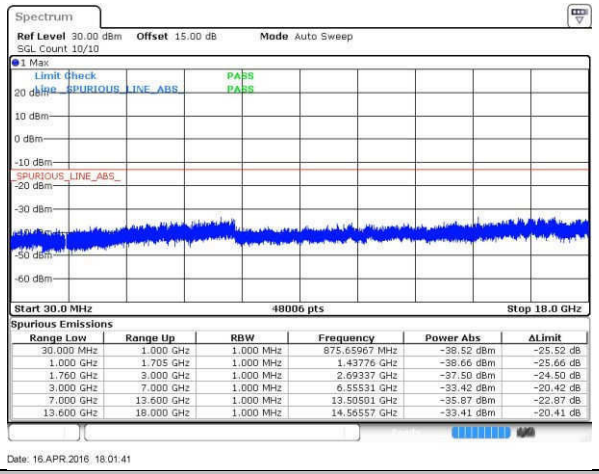

Highest Channel

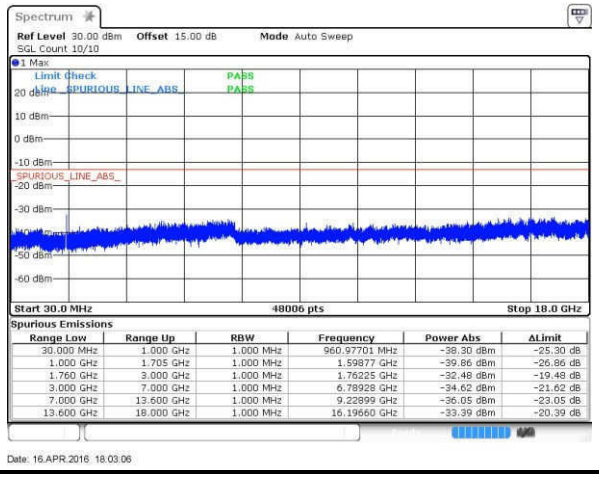

Frequency Stability

Test Conditions	Middle Channel	GSM850 (GSM)	GSM850 (EDGE class 8)	Limit 2.5ppm
Temperature (°C)	Voltage (Volt)	Deviation (ppm)		Result
50	Normal Voltage	0.0012	0.0024	PASS
40	Normal Voltage	0.0048	0.0048	
30	Normal Voltage	0.0060	0.0012	
20(Ref.)	Normal Voltage	0.0000	0.0000	
10	Normal Voltage	0.0024	0.0012	
0	Normal Voltage	0.0108	0.0012	
-10	Normal Voltage	0.0036	0.0060	
-20	Normal Voltage	0.0024	0.0012	
-30	Normal Voltage	0.0060	0.0024	
20	Maximum Voltage	0.0120	0.0072	
20	Normal Voltage	0.0000	0.0048	
20	Battery End Point	0.0024	0.0036	

Note: Normal Voltage = 3.9 V. ；Battery End Point (BEP) = 3.55 V.；Maximum Voltage =4.35 V

Test Conditions	Middle Channel	GSM1900 (GSM)	GSM1900 (EDGE class 8)	Limit Note 2.
Temperature (°C)	Voltage (Volt)	Deviation (ppm)		Result
50	Normal Voltage	0.0005	0.0005	PASS
40	Normal Voltage	0.0016	0.0011	
30	Normal Voltage	0.0005	0.0032	
20(Ref.)	Normal Voltage	0.0000	0.0000	
10	Normal Voltage	0.0016	0.0016	
0	Normal Voltage	0.0011	0.0011	
-10	Normal Voltage	0.0027	0.0191	
-20	Normal Voltage	0.0011	0.0186	
-30	Normal Voltage	0.0021	0.0165	
20	Maximum Voltage	0.0016	0.0005	
20	Normal Voltage	0.0000	0.0000	
20	Battery End Point	0.0021	0.0011	

Note:

1. Normal Voltage = 3.9 V. ；Battery End Point (BEP) = 3.55 V.；Maximum Voltage =4.35 V
2. The frequency fundamental emissions stay within the authorized frequency block based on the frequency deviation measured is small.

Test Conditions	Middle Channel	WCDMA Band V (RMC 12.2Kbps)	Limit 2.5ppm
Temperature (°C)	Voltage (Volt)	Deviation (ppm)	Result
50	Normal Voltage	0.0012	PASS
40	Normal Voltage	0.0024	
30	Normal Voltage	0.0036	
20(Ref.)	Normal Voltage	0.0000	
10	Normal Voltage	0.0048	
0	Normal Voltage	0.0060	
-10	Normal Voltage	0.0012	
-20	Normal Voltage	0.0072	
-30	Normal Voltage	0.0108	
20	Maximum Voltage	0.0048	
20	Normal Voltage	0.0060	
20	Battery End Point	0.0024	

Note: Normal Voltage = 3.9 V. ；Battery End Point (BEP) = 3.55 V.；Maximum Voltage =4.35 V

Test Conditions	Middle Channel	WCDMA Band II (RMC 12.2Kbps)	Limit Note 2.
Temperature (°C)	Voltage (Volt)	Deviation (ppm)	Result
50	Normal Voltage	0.0011	PASS
40	Normal Voltage	0.0016	
30	Normal Voltage	0.0053	
20(Ref.)	Normal Voltage	0.0000	
10	Normal Voltage	0.0016	
0	Normal Voltage	0.0005	
-10	Normal Voltage	0.0027	
-20	Normal Voltage	0.0016	
-30	Normal Voltage	0.0011	
20	Maximum Voltage	0.0011	
20	Normal Voltage	0.0016	
20	Battery End Point	0.0005	

Note:

1. Normal Voltage = 3.9V. ；Battery End Point (BEP) = 3.55 V.；Maximum Voltage =4.35 V
2. The frequency fundamental emissions stay within the authorized frequency block based on the frequency deviation measured is small.

Test Conditions	Middle Channel	WCDMA Band IV (RMC 12.2Kbps)	Limit Note 2.
Temperature (°C)	Voltage (Volt)	Deviation (ppm)	Result
50	Normal Voltage	0.0058	PASS
40	Normal Voltage	0.0029	
30	Normal Voltage	0.0012	
20(Ref.)	Normal Voltage	0.0000	
10	Normal Voltage	0.0046	
0	Normal Voltage	0.0035	
-10	Normal Voltage	0.0017	
-20	Normal Voltage	0.0006	
-30	Normal Voltage	0.0023	
20	Maximum Voltage	0.0040	
20	Normal Voltage	0.0012	
20	Battery End Point	0.0006	

Note:

1. Normal Voltage = 3.9V. ；Battery End Point (BEP) = 3.55 V.；Maximum Voltage =4.35V
2. The frequency fundamental emissions stay within the authorized frequency block based on the frequency deviation measured is small.

Appendix B. Test Results of Radiated Test

ERP/EIRP

Channel	Mode	Horizontal		Vertical	
		ERP(dBm)	ERP(W)	ERP(dBm)	ERP(W)
Lowest	GSM850 GSM	28.75	0.7499	20.91	0.1233
Middle		28.21	0.6622	20.71	0.1178
Highest		27.69	0.5875	21.13	0.1297
Lowest	GSM850 EDGE class 8	22.81	0.1910	14.98	0.0315
Middle		22.70	0.1862	14.27	0.0267
Highest		21.51	0.1416	15.16	0.0328
Lowest	WCDMA Band V RMC 12.2Kbps	19.47	0.0885	11.70	0.0148
Middle		18.84	0.0766	11.39	0.0138
Highest		18.50	0.0708	11.77	0.0150
Limit	ERP < 7W	Result		PASS	

Channel	Mode	Horizontal		Vertical	
		EIRP(dBm)	EIRP(W)	EIRP(dBm)	EIRP(W)
Lowest	GSM1900 GSM	31.17	1.3092	31.34	1.3614
Middle		31.68	1.4723	32.09	1.6181
Highest		31.41	1.3836	31.62	1.4521
Lowest	GSM1900 EDGE class 8	27.19	0.5236	27.41	0.5508
Middle		28.07	0.6412	28.17	0.6561
Highest		28.26	0.6699	28.17	0.6561
Lowest	WCDMA Band II RMC 12.2Kbps	24.35	0.2723	24.48	0.2805
Middle		24.78	0.3006	24.96	0.3133
Highest		24.89	0.3083	25.40	0.3467
Limit	EIRP < 2W	Result		PASS	

Channel	Mode	Horizontal		Vertical	
		EIRP(dBm)	EIRP(W)	EIRP(dBm)	EIRP(W)
Lowest	WCDMA Band IV RMC 12.2Kbps	25.58	0.3614	24.97	0.3141
Middle		25.31	0.3396	25.02	0.3177
Highest		24.62	0.2897	24.64	0.2911
Limit	EIRP < 1W	Result		PASS	

Radiated Spurious Emission

<For Battery 1>

GSM850 (GSM)									
Channel	Frequency (MHz)	ERP (dBm)	Limit (dBm)	Over Limit (dB)	SPA Reading (dBm)	S.G. Power (dBm)	TX Cable loss (dB)	TX Antenna Gain (dBi)	Polarization (H/V)
Middle	1672	-56.71	-13	-43.71	-58.89	-58.60	1.86	5.90	H
	2510	-45.06	-13	-32.06	-56.75	-47.40	2.31	6.80	H
	3345	-54.57	-13	-41.57	-67.20	-56.97	2.85	7.40	H
	1672	-59.62	-13	-46.62	-58.48	-61.51	1.86	5.90	V
	2510	-37.41	-13	-24.41	-52.97	-39.75	2.31	6.80	V
	3345	-53.24	-13	-40.24	-67.22	-55.64	2.85	7.40	V

Remark: Spurious emissions within 30-1000MHz were found more than 20dB below limit line.

GSM850 (EDGE class 8)									
Channel	Frequency (MHz)	ERP (dBm)	Limit (dBm)	Over Limit (dB)	SPA Reading (dBm)	S.G. Power (dBm)	TX Cable loss (dB)	TX Antenna Gain (dBi)	Polarization (H/V)
Middle	1674	-56.33	-13	-43.33	-58.51	-58.22	1.86	5.90	H
	2509	-53.85	-13	-40.85	-62.88	-56.19	2.31	6.80	H
	3345	-54.60	-13	-41.60	-67.23	-57.00	2.85	7.40	H
	1672	-59.96	-13	-46.96	-58.82	-61.85	1.86	5.90	V
	2510	-49.57	-13	-36.57	-60.54	-51.91	2.31	6.80	V
	3345	-52.94	-13	-39.94	-66.92	-55.34	2.85	7.40	V

Remark: Spurious emissions within 30-1000MHz were found more than 20dB below limit line.

GSM1900 (GSM)									
Channel	Frequency (MHz)	EIRP (dBm)	Limit (dBm)	Over Limit (dB)	SPA Reading (dBm)	S.G. Power (dBm)	TX Cable loss (dB)	TX Antenna Gain (dBi)	Polarization (H/V)
Middle	3759	-52.89	-13	-39.89	-67.09	-57.49	3	7.60	H
	5640	-47.85	-13	-34.85	-61.64	-54.11	3.84	10.10	H
	7521	-44.36	-13	-31.36	-64.14	-51.86	4.43	11.93	H
	3760	-53.99	-13	-40.99	-66.48	-58.59	3	7.60	V
	5640	-50.95	-13	-37.95	-63.36	-57.21	3.84	10.10	V
	7521	-46.63	-13	-33.63	-64.42	-54.13	4.43	11.93	V

Remark: Spurious emissions within 30-1000MHz were found more than 20dB below limit line.

GSM1900 (EDGE class 8)									
Channel	Frequency (MHz)	EIRP (dBm)	Limit (dBm)	Over Limit (dB)	SPA Reading (dBm)	S.G. Power (dBm)	TX Cable loss (dB)	TX Antenna Gain (dBi)	Polarization (H/V)
Middle	3759	-52.79	-13	-39.79	-66.99	-57.39	3	7.60	H
	5640	-49.36	-13	-36.36	-63.15	-55.62	3.84	10.10	H
	7521	-44.30	-13	-31.30	-64.08	-51.80	4.43	11.93	H
	3760	-54.09	-13	-41.09	-66.58	-58.69	3	7.60	V
	5640	-50.02	-13	-37.02	-62.43	-56.28	3.84	10.10	V
	7521	-47.34	-13	-34.34	-65.13	-54.84	4.43	11.93	V

Remark: Spurious emissions within 30-1000MHz were found more than 20dB below limit line.

WCDMA Band V(RMC 12.2Kbps)									
Channel	Frequency (MHz)	ERP (dBm)	Limit (dBm)	Over Limit (dB)	SPA Reading (dBm)	S.G. Power (dBm)	TX Cable loss (dB)	TX Antenna Gain (dBi)	Polarization (H/V)
Middle	1672	-56.37	-13	-43.37	-58.55	-58.26	1.86	5.90	H
	2509	-54.40	-13	-41.40	-63.43	-56.74	2.31	6.80	H
	3345	-53.87	-13	-40.87	-66.50	-56.27	2.85	7.40	H
	1672	-59.78	-13	-46.78	-58.64	-61.67	1.86	5.90	V
	2509	-51.44	-13	-38.44	-62.41	-53.78	2.31	6.80	V
	3345	-53.87	-13	-40.87	-67.85	-56.27	2.85	7.40	V

Remark: Spurious emissions within 30-1000MHz were found more than 20dB below limit line.

WCDMA Band II(RMC 12.2Kbps)									
Channel	Frequency (MHz)	EIRP (dBm)	Limit (dBm)	Over Limit (dB)	SPA Reading (dBm)	S.G. Power (dBm)	TX Cable loss (dB)	TX Antenna Gain (dBi)	Polarization (H/V)
Middle	3759	-52.93	-13	-39.93	-67.13	-57.53	3	7.60	H
	5640	-49.94	-13	-36.94	-63.73	-56.20	3.84	10.10	H
	7521	-43.84	-13	-30.84	-63.62	-51.34	4.43	11.93	H
	3760	-53.87	-13	-40.87	-66.36	-58.47	3	7.60	V
	5640	-50.89	-13	-37.89	-63.3	-57.15	3.84	10.10	V
	7521	-47.07	-13	-34.07	-64.86	-54.57	4.43	11.93	V

Remark: Spurious emissions within 30-1000MHz were found more than 20dB below limit line.

WCDMA Band IV(RMC 12.2Kbps)									
Channel	Frequency (MHz)	EIRP (dBm)	Limit (dBm)	Over Limit (dB)	SPA Reading (dBm)	S.G. Power (dBm)	TX Cable loss (dB)	TX Antenna Gain (dBi)	Polarization (H/V)
Middle	3465	-53.71	-13	-40.71	-67.84	-58.08	3.12	7.49	H
	5197	-51.05	-13	-38.05	-64.20	-56.85	3.65	9.45	H
	6930	-46.53	-13	-33.53	-63.39	-53.73	4.15	11.35	H
	3465	-54.69	-13	-41.69	-67.51	-59.06	3.12	7.49	V
	5197	-49.25	-13	-36.25	-63.26	-55.05	3.65	9.45	V
	6930	-48.52	-13	-35.52	-63.77	-55.72	4.15	11.35	V

Remark: Spurious emissions within 30-1000MHz were found more than 20dB below limit line.

<For Battery 2>

GSM850 (GSM)									
Channel	Frequency (MHz)	ERP (dBm)	Limit (dBm)	Over Limit (dB)	SPA Reading (dBm)	S.G. Power (dBm)	TX Cable loss (dB)	TX Antenna Gain (dBi)	Polarization (H/V)
Middle	1672	-54.96	-13	-41.96	-57.14	-56.85	1.86	5.90	H
	2509	-53.45	-13	-40.45	-62.48	-55.79	2.31	6.80	H
	3345	-53.06	-13	-40.06	-65.69	-55.46	2.85	7.40	H
	1672	-58.20	-13	-45.20	-57.06	-60.09	1.86	5.90	V
	2510	-42.64	-13	-29.64	-56.48	-44.98	2.31	6.80	V
	3345	-53.08	-13	-40.08	-67.06	-55.48	2.85	7.40	V

Remark: Spurious emissions within 30-1000MHz were found more than 20dB below limit line.

WCDMA Band II(RMC 12.2Kbps)									
Channel	Frequency (MHz)	EIRP (dBm)	Limit (dBm)	Over Limit (dB)	SPA Reading (dBm)	S.G. Power (dBm)	TX Cable loss (dB)	TX Antenna Gain (dBi)	Polarization (H/V)
Middle	3759	-51.47	-13	-38.47	-65.67	-56.07	3	7.60	H
	5640	-48.40	-13	-35.40	-62.19	-54.66	3.84	10.10	H
	7521	-45.05	-13	-32.05	-64.83	-52.55	4.43	11.93	H
	3759	-53.59	-13	-40.59	-66.08	-58.19	3	7.60	V
	5640	-49.66	-13	-36.66	-62.07	-55.92	3.84	10.10	V
	7521	-45.88	-13	-32.88	-63.67	-53.38	4.43	11.93	V

Remark: Spurious emissions within 30-1000MHz were found more than 20dB below limit line.

WCDMA Band IV(RMC 12.2Kbps)									
Channel	Frequency (MHz)	EIRP (dBm)	Limit (dBm)	Over Limit (dB)	SPA Reading (dBm)	S.G. Power (dBm)	TX Cable loss (dB)	TX Antenna Gain (dBi)	Polarization (H/V)
Middle	3465	-53.10	-13	-40.10	-67.23	-57.47	3.12	7.49	H
	5197	-50.25	-13	-37.25	-63.40	-56.05	3.65	9.45	H
	6930	-45.41	-13	-32.41	-62.27	-52.61	4.15	11.35	H
	3465	-55.20	-13	-42.20	-68.02	-59.57	3.12	7.49	V
	5197	-49.41	-13	-36.41	-63.42	-55.21	3.65	9.45	V
	6930	-48.35	-13	-35.35	-63.6	-55.55	4.15	11.35	V

Remark: Spurious emissions within 30-1000MHz were found more than 20dB below limit line.