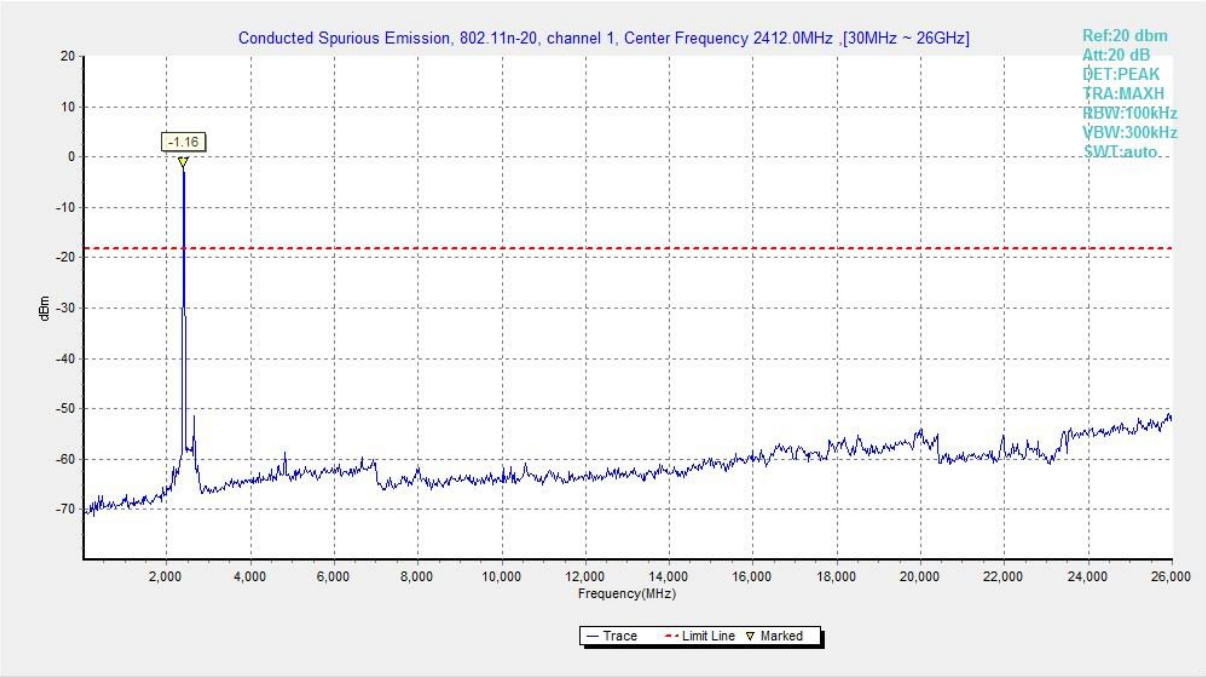


**Fig.39 Conducted Spurious Emission (802.11n HT20, CH1), SISO**

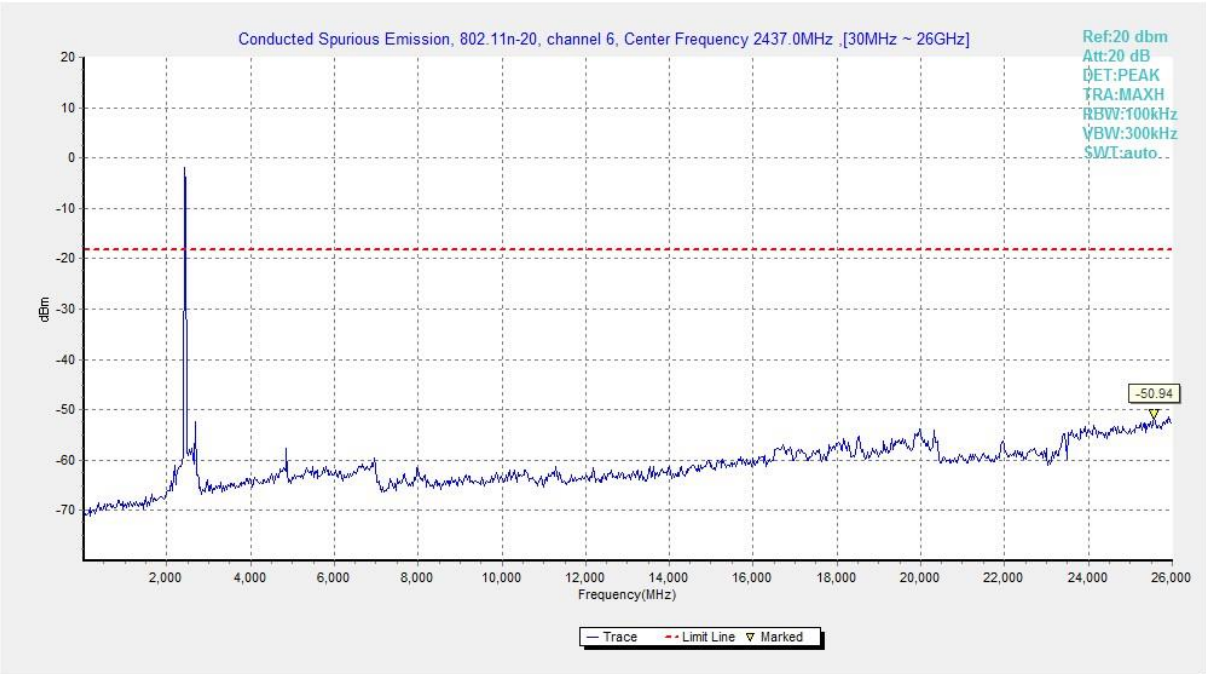


**Fig.40 Conducted Spurious Emission (802.11n HT20, CH6), SISO**

©Copyright. All rights reserved by SAICT.

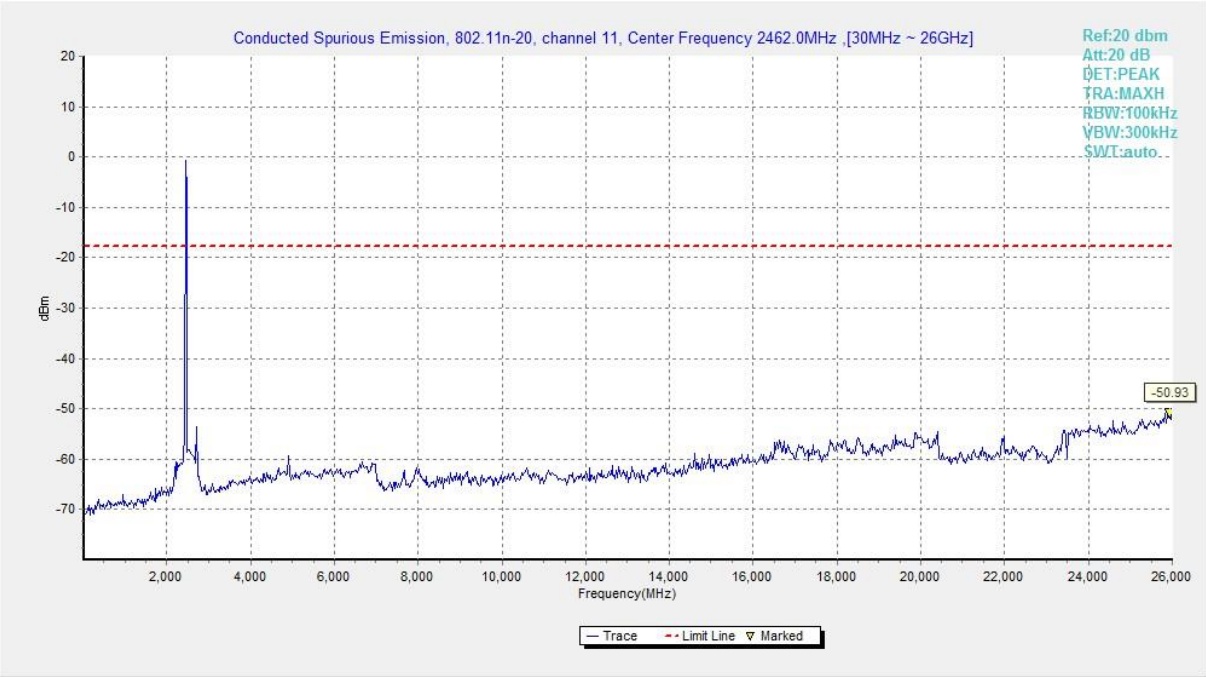


**Fig.41 Conducted Spurious Emission (802.11n HT20, CH11), SISO**

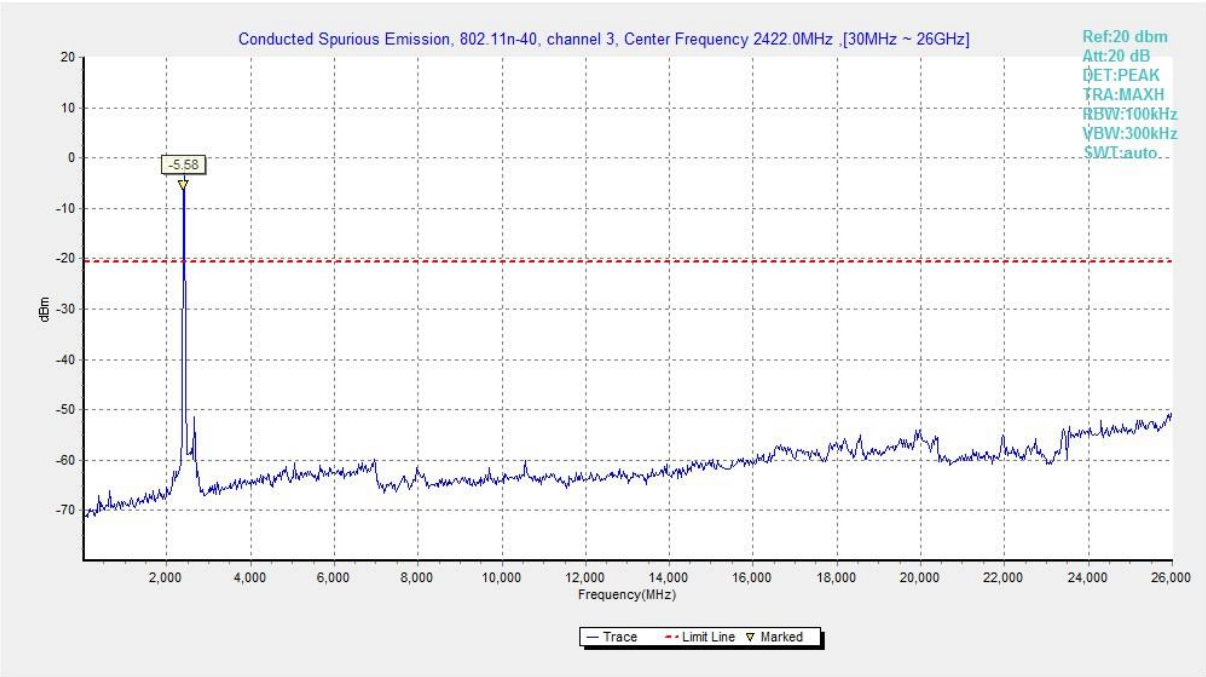


**Fig.42 Conducted Spurious Emission (802.11n HT40, CH3), SISO**

©Copyright. All rights reserved by SAICT.

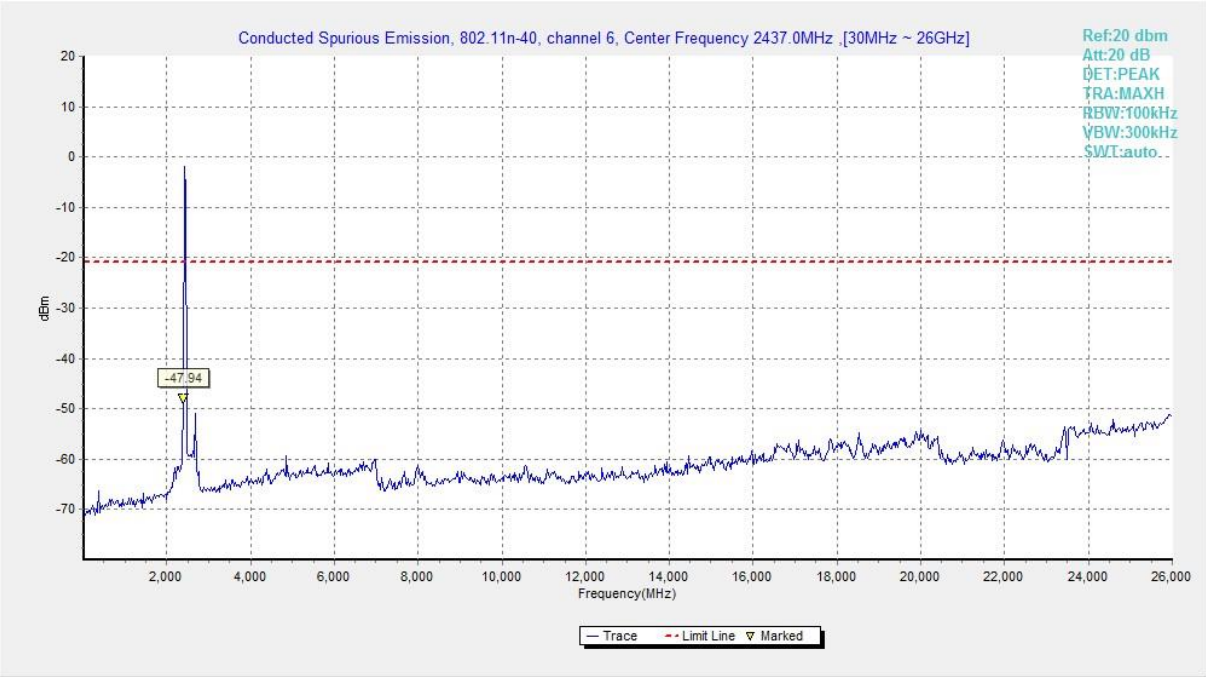


**Fig.43 Conducted Spurious Emission (802.11n HT40, CH6), SISO**

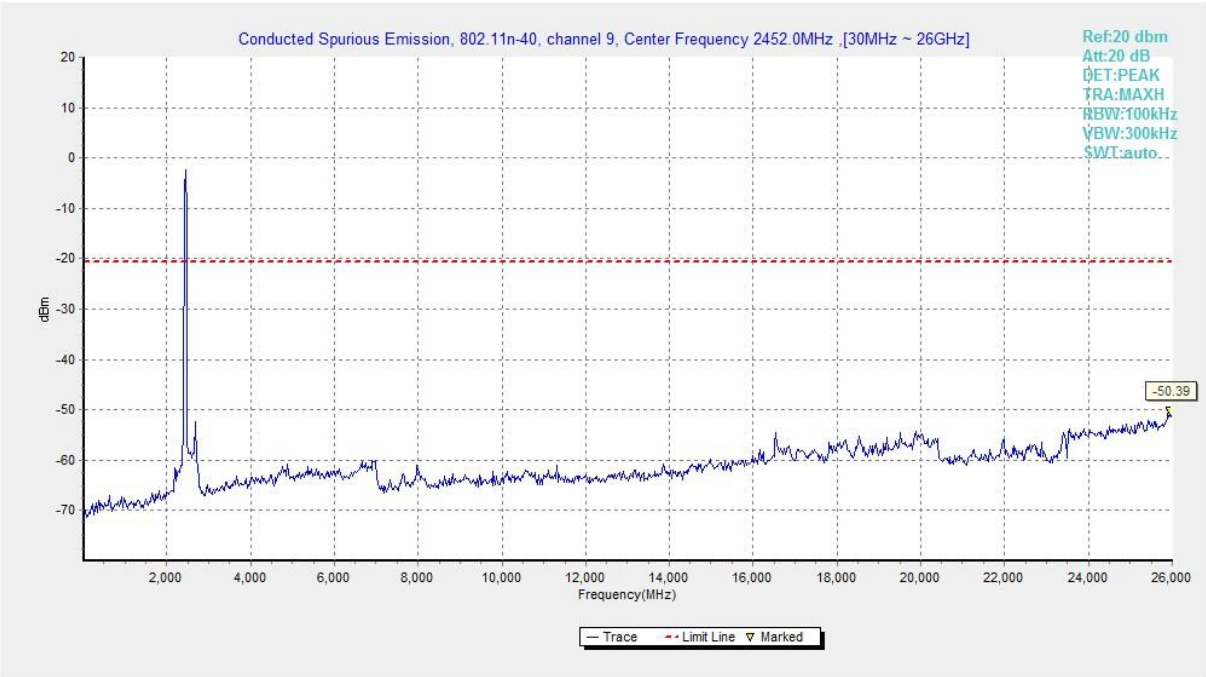


**Fig.44 Conducted Spurious Emission (802.11n HT40, CH9), SISO**

©Copyright. All rights reserved by SAICT.

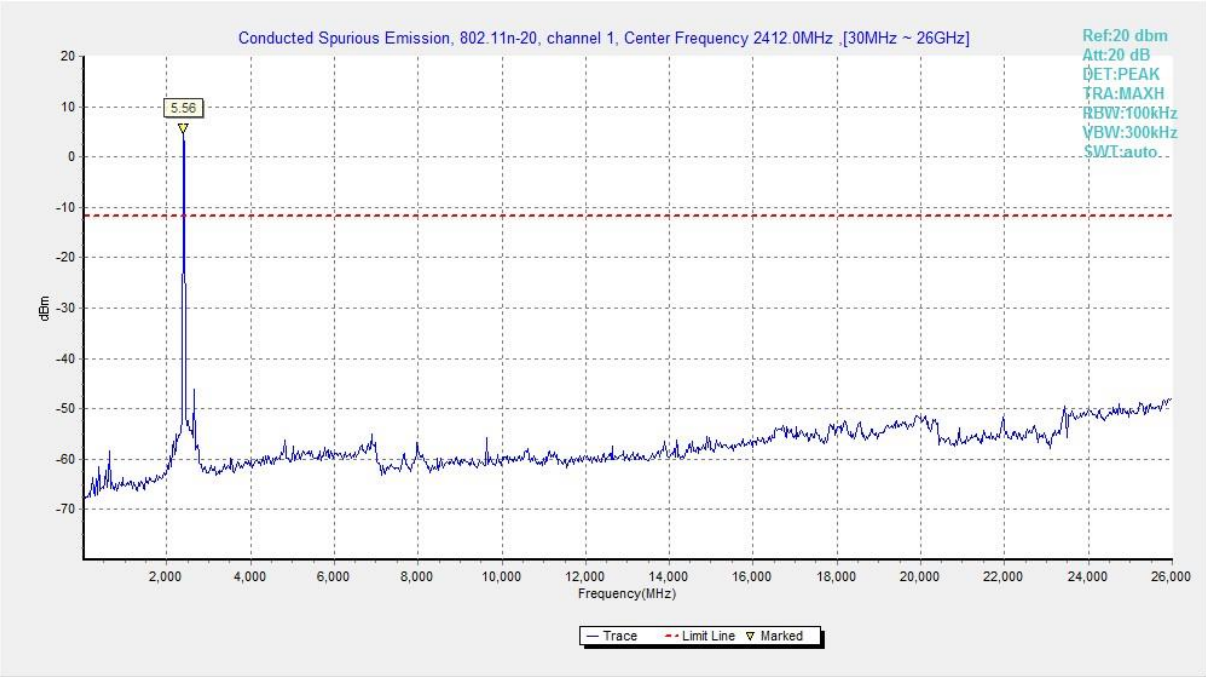


**Fig.45 Conducted Spurious Emission (802.11n HT20, CH1), MIMO**

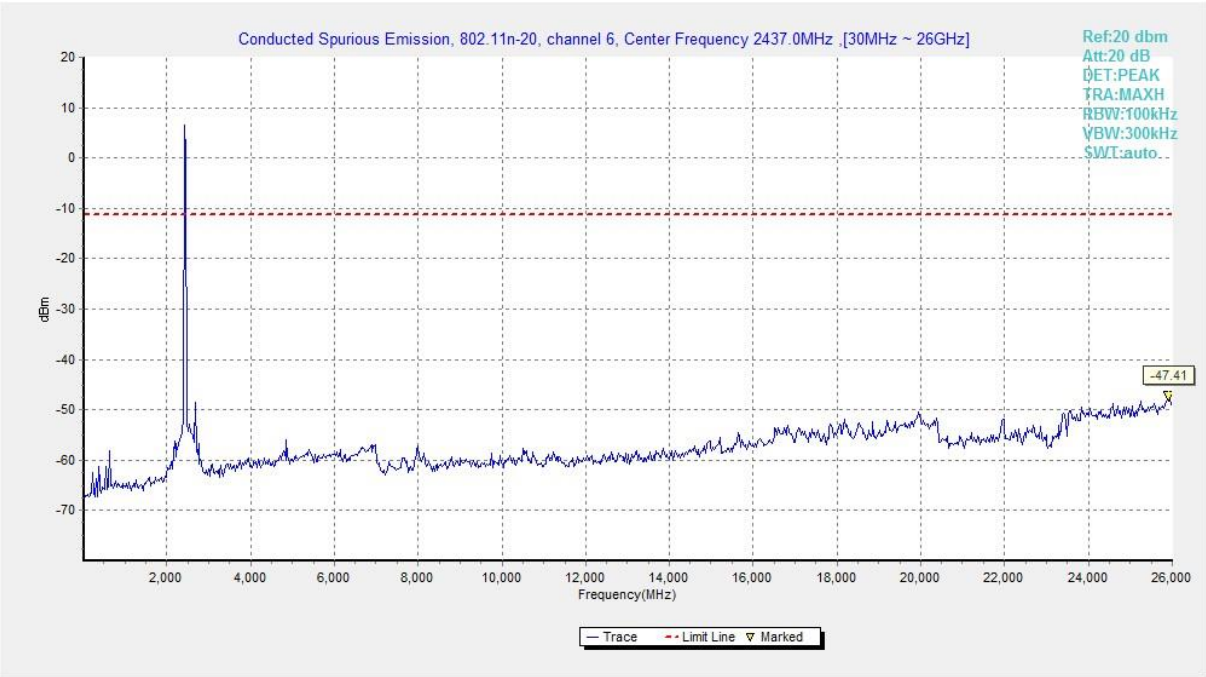


**Fig.46 Conducted Spurious Emission (802.11n HT20, CH6), MIMO**

©Copyright. All rights reserved by SAICT.

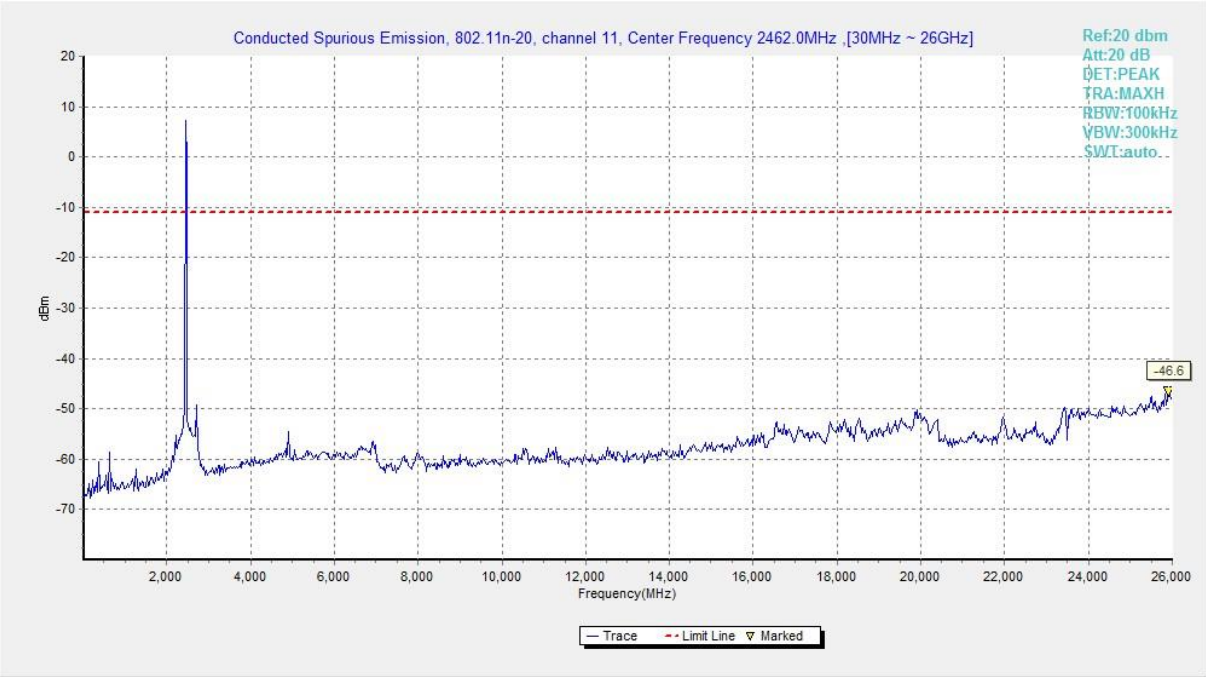


**Fig.47 Conducted Spurious Emission (802.11n HT20, CH11), MIMO**

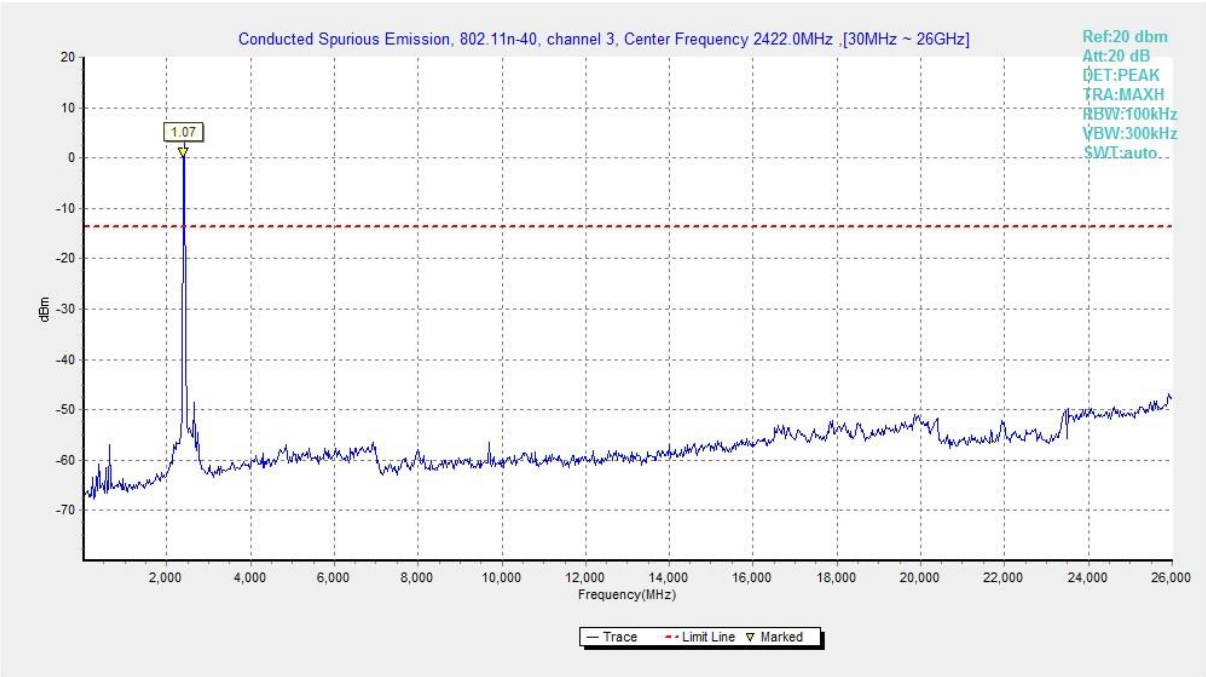


**Fig.48 Conducted Spurious Emission (802.11n HT40, CH3), MIMO**

©Copyright. All rights reserved by SAICT.

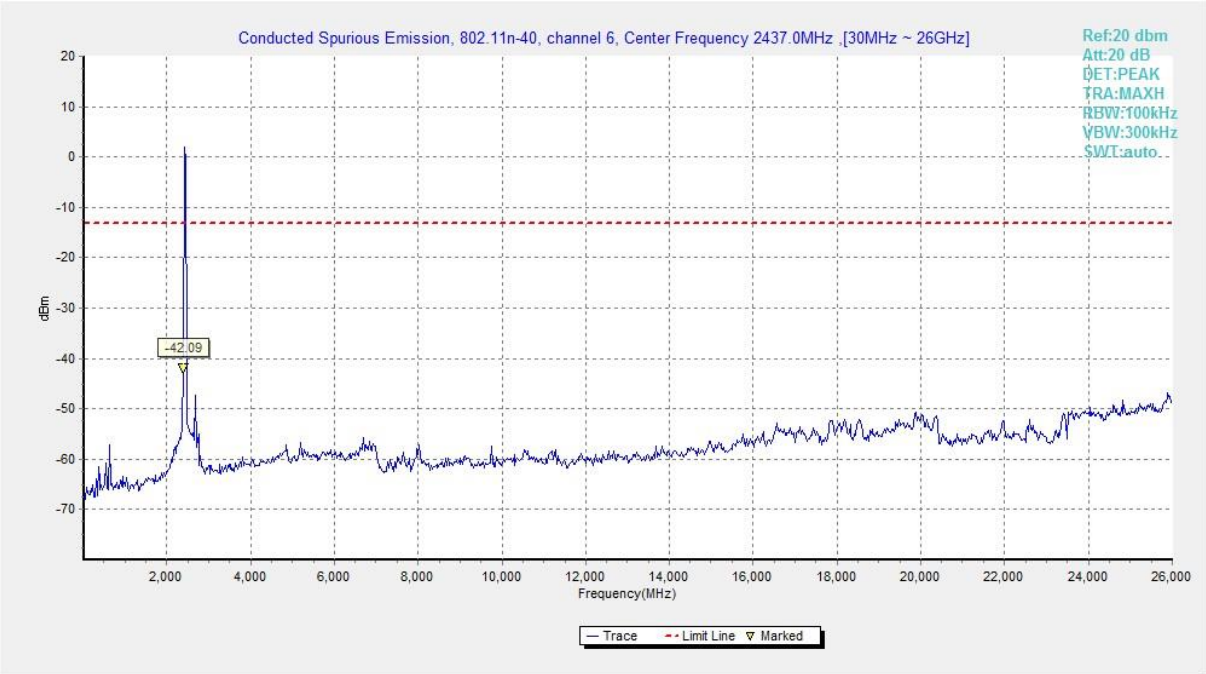


**Fig.49 Conducted Spurious Emission (802.11n HT40, CH6), MIMO**

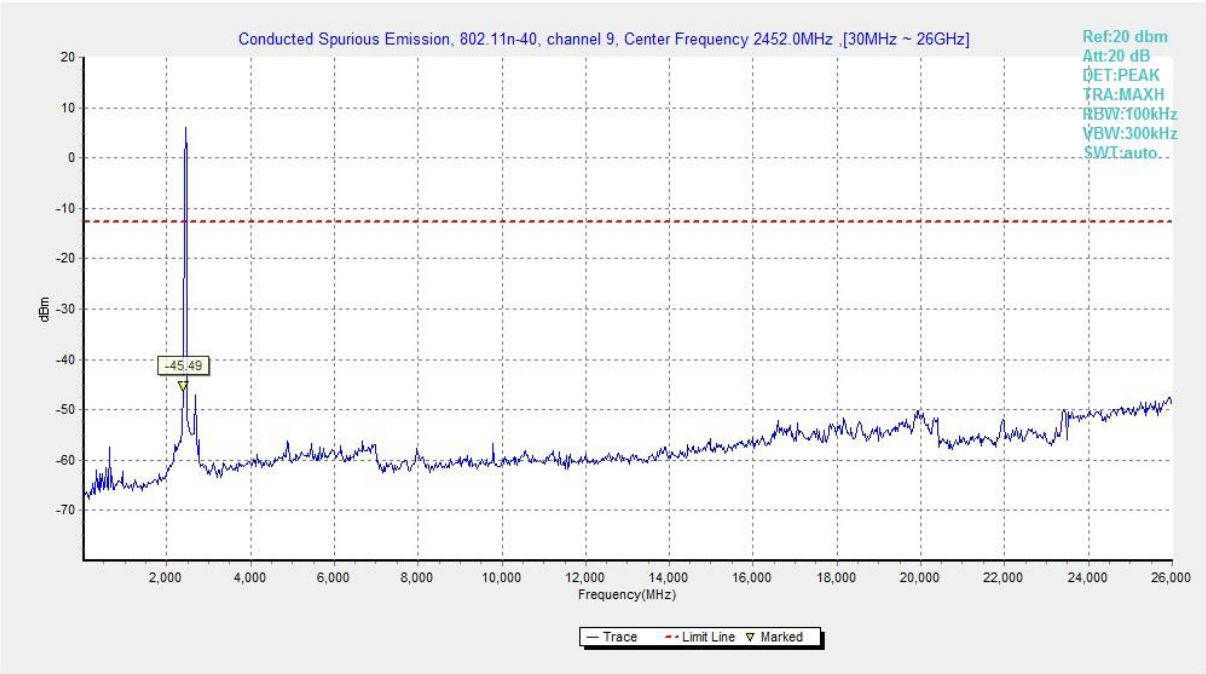


**Fig.50 Conducted Spurious Emission (802.11n HT40, CH9), MIMO**

©Copyright. All rights reserved by SAICT.

## A.7 Radiated Emission

**Measurement Limit:**

| Standard | Limit |
|---|---|
| FCC 47 CFR Part 15.247, 15.205, 15.209 | 20dB below peak output power |

In addition, radiated emissions which fall in the restricted bands, as defined in § 15.205(a), must also comply with the radiated emission limits specified in § 15.209(a) (see § 15.205(c)).

**Limit in restricted band:**

| Frequency of emission (MHz) | Field strength(μV/m) | Measurement distance(meters) |
|---|---|---|
| 0.009-0.490 | 2400/F(kHz) | 300 |
| 0.490-1.705 | 24000/F(kHz) | 30 |
| 1.705-30.0 | 30 | 30 |
| 30-88 | 100 | 3 |
| 88-216 | 150 | 3 |
| 216-960 | 200 | 3 |
| Above 960 | 500 | 3 |

**Test Condition:**

The EUT was placed on a non-conductive table. The measurement antenna was placed at a distance of 3 meters from the EUT. During the tests, the antenna height and the EUT azimuth were varied in order to identify the maximum level of emissions from the EUT. This maximization process was repeated with the EUT positioned in each of its three orthogonal orientations.

| Frequency of emission (MHz) | RBW/VBW | Sweep Time(s) |
|---|---|---|
| 30-1000 | 120kHz/300kHz | 5 |
| 1000-4000 | 1MHz/3MHz | 15 |
| 4000-18000 | 1MHz/3MHz | 40 |
| 18000-26500 | 1MHz/3MHz | 20 |

**Note:**

According to the performance evaluation, the radiated emission margin of EUT is over 20dB in the band below 30MHz. Therefore, the measurement starts from 30MHz to tenth harmonic.

The measurement results include the horizontal polarization and vertical polarization measurements.

©Copyright. All rights reserved by SAICT.

**Measurement Results:**

**SISO:**

| Mode | Channel | Frequency Range | Test Results | Conclusion |
|---|---|---|---|---|
| 802.11b | CH 1 | 1 GHz ~3 GHz | Fig.51 | **P** |
| | | 3 GHz ~18 GHz | Fig.52 | **P** |
| | CH 6 | 1 GHz ~3 GHz | Fig.53 | **P** |
| | | 3 GHz ~18 GHz | Fig.54 | **P** |
| | CH 11 | 1 GHz ~3 GHz | Fig.55 | **P** |
| | | 3 GHz ~18 GHz | Fig.56 | **P** |
| | Restricted Band (CH1) | 2.38 GHz ~ 2.45 GHz | Fig.57 | **P** |
| | Restricted Band (CH11) | 2.45 GHz ~ 2.5 GHz | Fig.58 | **P** |
| 802.11g | CH 1 | 1 GHz ~3 GHz | Fig.59 | **P** |
| | | 3 GHz ~18 GHz | Fig.60 | **P** |
| | CH 6 | 1 GHz ~3 GHz | Fig.61 | **P** |
| | | 3 GHz ~18 GHz | Fig.62 | **P** |
| | CH 11 | 1 GHz ~3 GHz | Fig.63 | **P** |
| | | 3 GHz ~18 GHz | Fig.64 | **P** |
| | Restricted Band (CH1) | 2.38 GHz ~ 2.45 GHz | Fig.65 | **P** |
| | Restricted Band (CH11) | 2.45 GHz ~ 2.5 GHz | Fig.66 | **P** |
| 802.11n HT20 | CH 1 | 1 GHz ~3 GHz | Fig.67 | **P** |
| | | 3 GHz ~18 GHz | Fig.68 | **P** |
| | CH 6 | 1 GHz ~3 GHz | Fig.69 | **P** |
| | | 3 GHz ~18 GHz | Fig.70 | **P** |
| | CH 11 | 1 GHz ~3 GHz | Fig.71 | **P** |
| | | 3 GHz ~18 GHz | Fig.72 | **P** |
| | Restricted Band (CH1) | 2.38 GHz ~ 2.45 GHz | Fig.73 | **P** |
| | Restricted Band (CH11) | 2.45 GHz ~ 2.5 GHz | Fig.74 | **P** |
| 802.11n HT40 | CH 3 | 1 GHz ~3 GHz | Fig.75 | **P** |
| | | 3 GHz ~18 GHz | Fig.76 | **P** |
| | CH 6 | 1 GHz ~3 GHz | Fig.77 | **P** |
| | | 3 GHz ~18 GHz | Fig.78 | **P** |
| | CH 9 | 1 GHz ~3 GHz | Fig.79 | **P** |
| | | 3 GHz ~18 GHz | Fig.80 | **P** |
| | Restricted Band (CH3) | 2.38 GHz ~ 2.45 GHz | Fig.81 | **P** |
| | Restricted Band (CH9) | 2.45 GHz ~ 2.5 GHz | Fig.82 | **P** |
| / | All Channels | 9 kHz ~30 MHz | Fig.83 | **P** |
| | | 30 MHz ~1 GHz | Fig.84 | **P** |
| | | 18 GHz ~26.5 GHz | Fig.85 | **P** |

*©Copyright. All rights reserved by SAICT.*

**MIMO:**

| Mode | Channel | Frequency Range | Test Results | Conclusion |
|---|---|---|---|---|
| 802.11n HT20 | CH 1 | 1 GHz ~3 GHz | Fig.86 | **P** |
| | | 3 GHz ~18 GHz | Fig.87 | **P** |
| | CH 6 | 1 GHz ~3 GHz | Fig.88 | **P** |
| | | 3 GHz ~18 GHz | Fig.89 | **P** |
| | CH 11 | 1 GHz ~3 GHz | Fig.90 | **P** |
| | | 3 GHz ~18 GHz | Fig.91 | **P** |
| | Restricted Band (CH1) | 2.38 GHz ~ 2.45 GHz | Fig.92 | **P** |
| | Restricted Band (CH11) | 2.45 GHz ~ 2.5 GHz | Fig.93 | **P** |
| 802.11n HT40 | CH 3 | 1 GHz ~3 GHz | Fig.94 | **P** |
| | | 3 GHz ~18 GHz | Fig.95 | **P** |
| | CH 6 | 1 GHz ~3 GHz | Fig.96 | **P** |
| | | 3 GHz ~18 GHz | Fig.97 | **P** |
| | CH 9 | 1 GHz ~3 GHz | Fig.98 | **P** |
| | | 3 GHz ~18 GHz | Fig.99 | **P** |
| | Restricted Band (CH3) | 2.38 GHz ~ 2.45 GHz | Fig.100 | **P** |
| | Restricted Band (CH9) | 2.45 GHz ~ 2.5 GHz | Fig.101 | **P** |
| / | All Channels | 9 kHz ~30 MHz | Fig.102 | **P** |
| | | 30 MHz ~1 GHz | Fig.103 | **P** |
| | | 18 GHz ~26.5 GHz | Fig.104 | **P** |

*©Copyright. All rights reserved by SAICT.*

**Worst-Case Result:**

**SISO:**

**802.11b CH11 (1-18GHz)**

| Frequency (MHz) | MaxPeak (dBuV/m) | Average (dBuV/m) | Limit (dBuV/m) | Margin (dB) | Pol | Corr. (dB) |
|---|---|---|---|---|---|---|
| 4923.50 | 44.49 | --- | 74.00 | 29.51 | V | -0.8 |
| 7766.50 | 47.35 | --- | 74.00 | 26.65 | V | 1.9 |
| 9848.00 | 51.18 | --- | 74.00 | 22.82 | V | 4.5 |
| 11650.00 | 48.04 | --- | 74.00 | 25.96 | V | 6.9 |
| 14387.50 | 48.52 | --- | 74.00 | 25.48 | V | 10.8 |
| 17093.00 | 51.13 | --- | 74.00 | 22.87 | H | 15.0 |
| 4924.00 | --- | 39.14 | 54.00 | 14.86 | V | -0.8 |
| 7766.50 | --- | 44.61 | 54.00 | 9.39 | V | 1.9 |
| 9848.00 | --- | 49.45 | 54.00 | 4.55 | V | 4.5 |
| 11650.00 | --- | 44.52 | 54.00 | 9.48 | V | 6.9 |
| 14500.00 | --- | 39.17 | 54.00 | 14.83 | H | 11.5 |
| 16910.00 | --- | 41.92 | 54.00 | 12.08 | V | 15.1 |

**802.11g CH11 (1GHz-18GHz)**

| Frequency (MHz) | MaxPeak (dBuV/m) | Average (dBuV/m) | Limit (dBuV/m) | Margin (dB) | Pol | Corr. (dB) |
|---|---|---|---|---|---|---|
| 7767.00 | 47.45 | --- | 74.00 | 26.55 | V | 1.9 |
| 9848.00 | 49.94 | --- | 74.00 | 24.06 | V | 4.5 |
| 11650.00 | 48.48 | --- | 74.00 | 25.52 | V | 6.9 |
| 14459.50 | 49.04 | --- | 74.00 | 24.96 | V | 11.2 |
| 16392.50 | 51.18 | --- | 74.00 | 22.82 | V | 14.0 |
| 17906.50 | 52.31 | --- | 74.00 | 21.69 | V | 16.3 |
| 7766.50 | --- | 44.81 | 54.00 | 9.19 | V | 1.9 |
| 9848.00 | --- | 47.47 | 54.00 | 6.53 | V | 4.5 |
| 11650.00 | --- | 44.50 | 54.00 | 9.50 | V | 6.9 |
| 14464.50 | --- | 39.56 | 54.00 | 14.44 | V | 11.2 |
| 16698.50 | --- | 41.63 | 54.00 | 12.37 | V | 14.9 |
| 17918.50 | --- | 42.02 | 54.00 | 11.98 | H | 16.2 |

©Copyright. All rights reserved by SAICT.

**802.11n HT20 CH11 (1GHz-18GHz)**

| Frequency (MHz) | MaxPeak (dBuV/m) | Average (dBuV/m) | Limit (dBuV/m) | Margin (dB) | Pol | Corr. (dB) |
|---|---|---|---|---|---|---|
| 7766.50 | 47.59 | --- | 74.00 | 26.41 | V | 1.9 |
| 9848.00 | 51.02 | --- | 74.00 | 22.98 | V | 4.5 |
| 11650.00 | 47.86 | --- | 74.00 | 26.14 | V | 6.9 |
| 14507.00 | 49.26 | --- | 74.00 | 24.74 | V | 11.5 |
| 16931.00 | 51.59 | --- | 74.00 | 22.41 | H | 14.9 |
| 17906.50 | 51.47 | --- | 74.00 | 22.53 | H | 16.3 |
| 7766.50 | --- | 44.16 | 54.00 | 9.84 | V | 1.9 |
| 9848.00 | --- | 48.73 | 54.00 | 5.27 | V | 4.5 |
| 11650.00 | --- | 44.62 | 54.00 | 9.38 | V | 6.9 |
| 14455.50 | --- | 39.12 | 54.00 | 14.88 | V | 11.2 |
| 16725.50 | --- | 41.61 | 54.00 | 12.39 | H | 14.9 |
| 17906.50 | --- | 42.09 | 54.00 | 11.91 | H | 16.3 |

**802.11n HT40 CH9 (1GHz-18GHz)**

| Frequency (MHz) | MaxPeak (dBuV/m) | Average (dBuV/m) | Limit (dBuV/m) | Margin (dB) | Pol | Corr. (dB) |
|---|---|---|---|---|---|---|
| 7766.50 | 48.64 | --- | 74.00 | 25.36 | V | 1.9 |
| 9808.00 | 48.88 | --- | 74.00 | 25.12 | V | 4.3 |
| 11650.00 | 49.53 | --- | 74.00 | 24.47 | V | 6.9 |
| 14461.00 | 49.79 | --- | 74.00 | 24.21 | H | 11.2 |
| 16131.00 | 50.32 | --- | 74.00 | 23.68 | H | 14.1 |
| 17900.50 | 51.10 | --- | 74.00 | 22.90 | V | 16.3 |
| 7766.50 | --- | 45.89 | 54.00 | 8.11 | V | 1.9 |
| 9808.00 | --- | 46.95 | 54.00 | 7.05 | V | 4.3 |
| 11650.00 | --- | 44.23 | 54.00 | 9.77 | V | 6.9 |
| 14505.50 | --- | 39.32 | 54.00 | 14.68 | V | 11.5 |
| 16548.00 | --- | 40.95 | 54.00 | 13.05 | V | 14.7 |
| 17953.00 | --- | 42.23 | 54.00 | 11.77 | H | 16.1 |

*©Copyright. All rights reserved by SAICT.*

**MIMO:**

**802.11n HT20 CH11 (1GHz-18GHz)**

| Frequency (MHz) | MaxPeak (dBuV/m) | Average (dBuV/m) | Limit (dBuV/m) | Margin (dB) | Pol | Corr. (dB) |
|---|---|---|---|---|---|---|
| 4925.50 | 54.17 | --- | 74.00 | 19.83 | V | -0.8 |
| 9848.00 | 53.15 | --- | 74.00 | 20.85 | V | 4.5 |
| 12310.00 | 49.38 | --- | 74.00 | 24.62 | V | 7.1 |
| 14505.50 | 49.75 | --- | 74.00 | 24.25 | V | 11.5 |
| 16580.50 | 51.09 | --- | 74.00 | 22.91 | H | 14.8 |
| 17940.00 | 51.45 | --- | 74.00 | 22.55 | V | 16.0 |
| 4925.50 | --- | 45.43 | 54.00 | 8.57 | V | -0.8 |
| 6906.50 | --- | 41.06 | 54.00 | 12.94 | H | 1.5 |
| 9848.00 | --- | 50.57 | 54.00 | 3.43 | V | 4.5 |
| 14502.50 | --- | 39.33 | 54.00 | 14.67 | V | 11.5 |
| 16772.50 | --- | 41.23 | 54.00 | 12.77 | V | 14.8 |
| 17958.50 | --- | 42.19 | 54.00 | 11.81 | V | 16.1 |

**802.11n HT40 CH9 (1GHz-18GHz)**

| Frequency (MHz) | MaxPeak (dBuV/m) | Average (dBuV/m) | Limit (dBuV/m) | Margin (dB) | Pol | Corr. (dB) |
|---|---|---|---|---|---|---|
| 4907.50 | 50.54 | --- | 74.00 | 23.46 | V | -0.8 |
| 7766.50 | 47.53 | --- | 74.00 | 26.47 | V | 1.9 |
| 9808.00 | 54.17 | --- | 74.00 | 19.83 | V | 4.3 |
| 11650.00 | 48.37 | --- | 74.00 | 25.63 | V | 6.9 |
| 16737.50 | 51.72 | --- | 74.00 | 22.28 | H | 14.9 |
| 17865.50 | 51.57 | --- | 74.00 | 22.43 | H | 16.2 |
| 4906.00 | --- | 41.36 | 54.00 | 12.64 | V | -0.8 |
| 7766.50 | --- | 44.48 | 54.00 | 9.52 | V | 1.9 |
| 9808.00 | --- | 51.77 | 54.00 | 2.23 | V | 4.3 |
| 11650.00 | --- | 45.02 | 54.00 | 8.98 | V | 6.9 |
| 16750.50 | --- | 41.62 | 54.00 | 12.38 | H | 14.9 |
| 17957.50 | --- | 42.18 | 54.00 | 11.82 | H | 16.1 |

**Note:**

A "reference path loss" is established and the $A_{Rpl}$ is the attenuation of “reference path loss”, and Antenna Factor, the gain of the preamplifier, the cable loss. $P_{Mea}$ is the field strength recorded from the instrument. The measurement results are obtained as described below:

Result= $P_{Mea}$ +Cable Loss +Antenna Factor-Gain of the preamplifier.

**See below for test graphs.**

**Conclusion: PASS**

*©Copyright. All rights reserved by SAICT.*

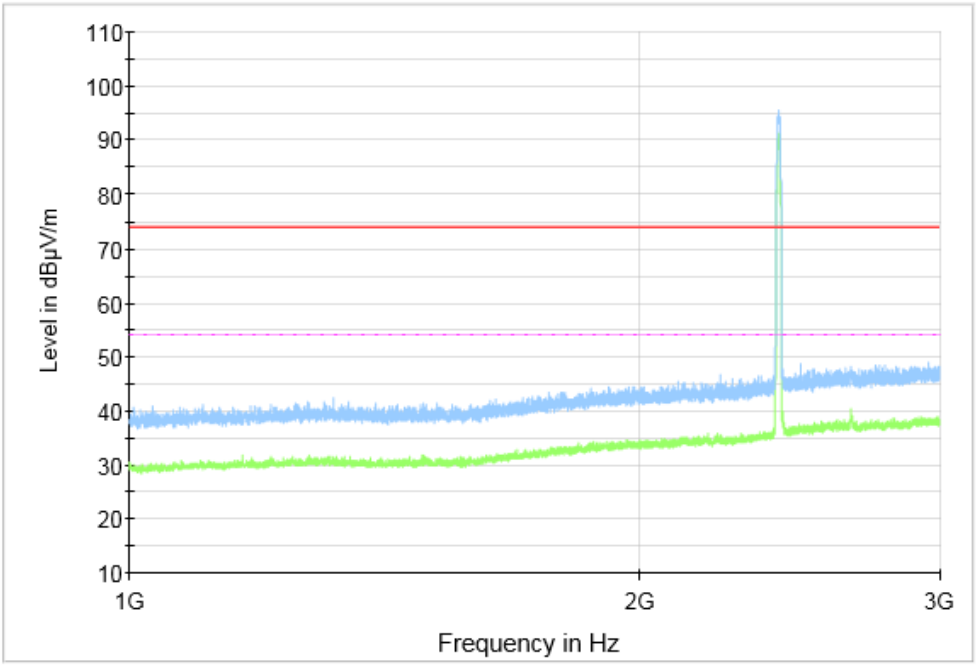


**Fig.51 Radiated Spurious Emission (802.11b, CH1, 1 GHz-3GHz), SISO**

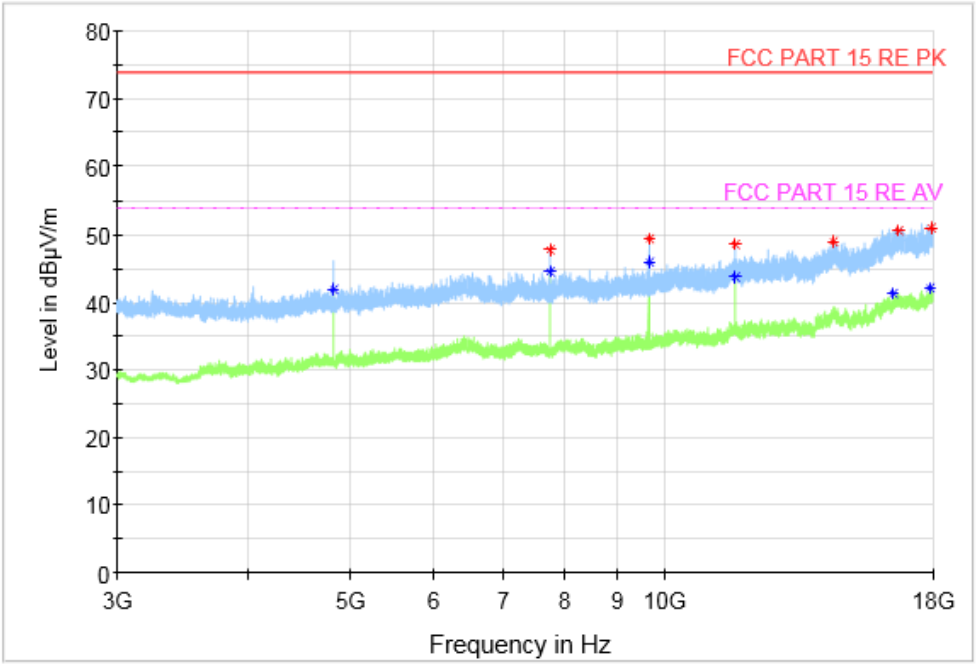


**Fig.52 Radiated Spurious Emission (802.11b, CH1, 3 GHz-18GHz), SISO**

©Copyright. All rights reserved by SAICT.

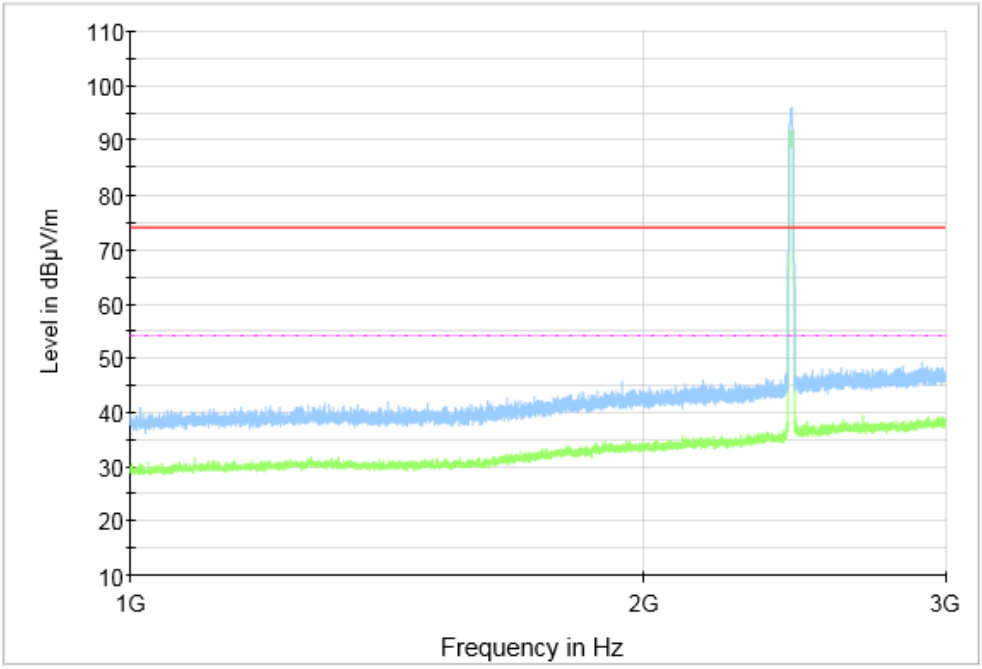


**Fig.53 Radiated Spurious Emission (802.11b, CH6, 1 GHz-3GHz), SISO**

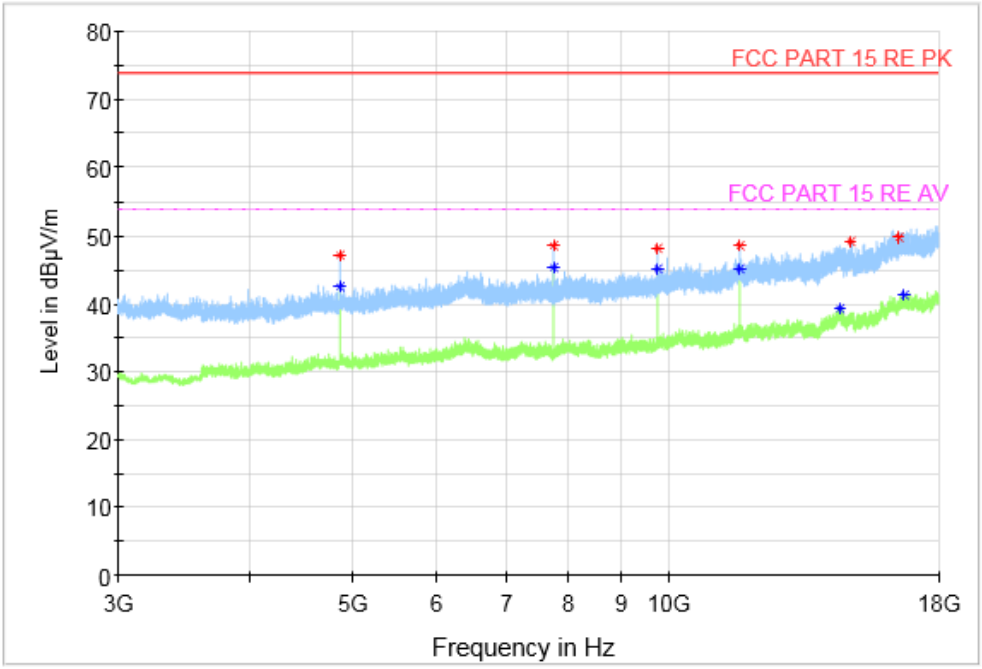


**Fig.54 Radiated Spurious Emission (802.11b, CH6, 3 GHz-18GHz), SISO**

©Copyright. All rights reserved by SAICT.

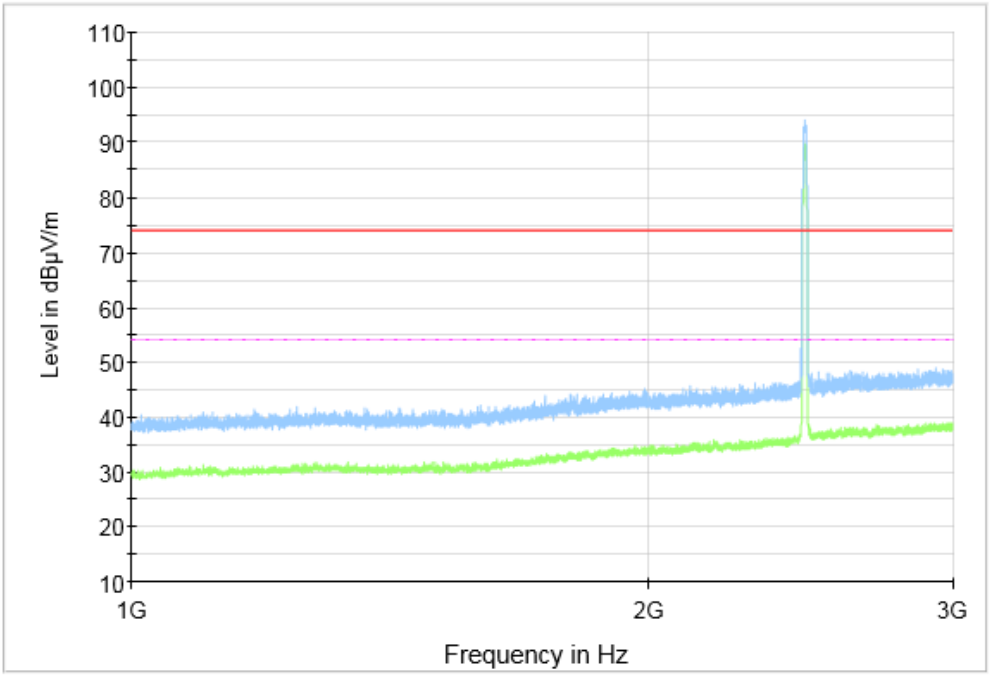


**Fig.55 Radiated Spurious Emission (802.11b, CH11, 1 GHz-3GHz), SISO**

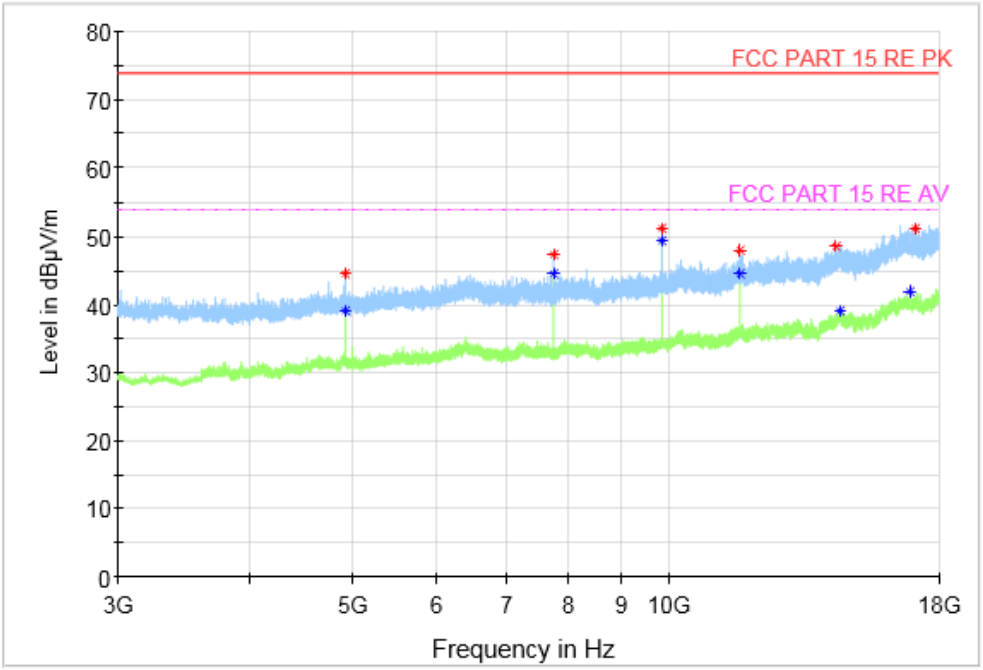


**Fig.56 Radiated Spurious Emission (802.11b, CH11, 3 GHz-18GHz), SISO**

©Copyright. All rights reserved by SAICT.

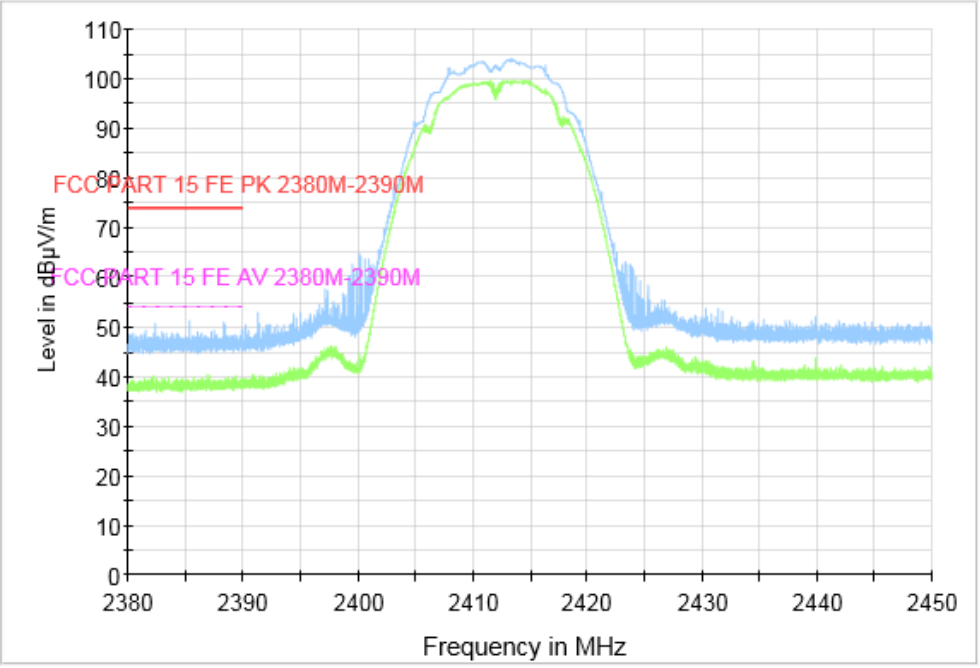


**Fig.57 Radiated Restricted Band (802.11b, CH1, 2.38GHz~2.45GHz), SISO**

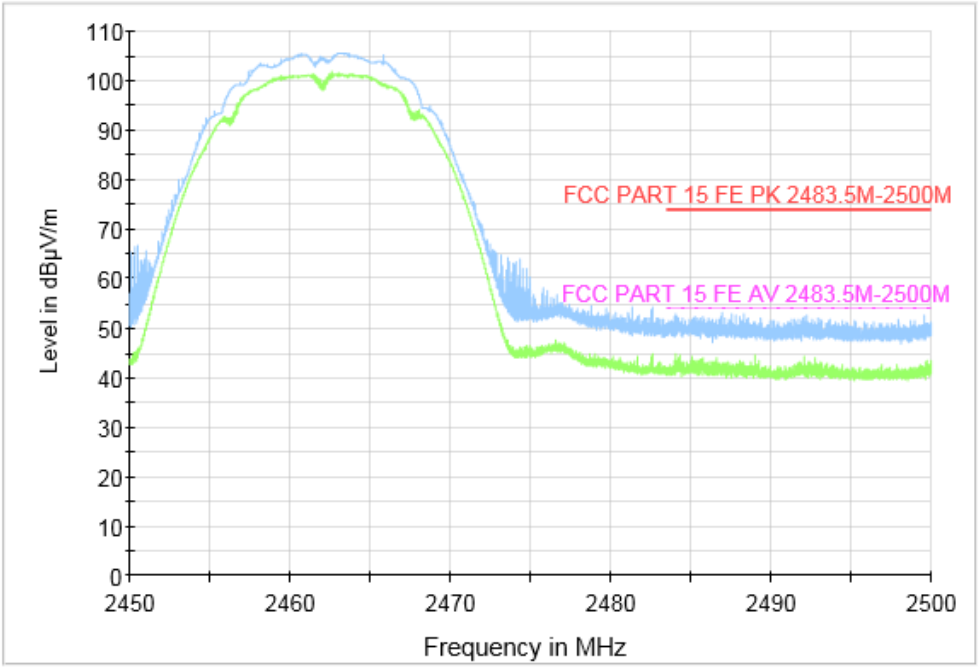


**Fig.58 Radiated Restricted Band (802.11b, CH11, 2.45GHz~2.5GHz), SISO**

©Copyright. All rights reserved by SAICT.

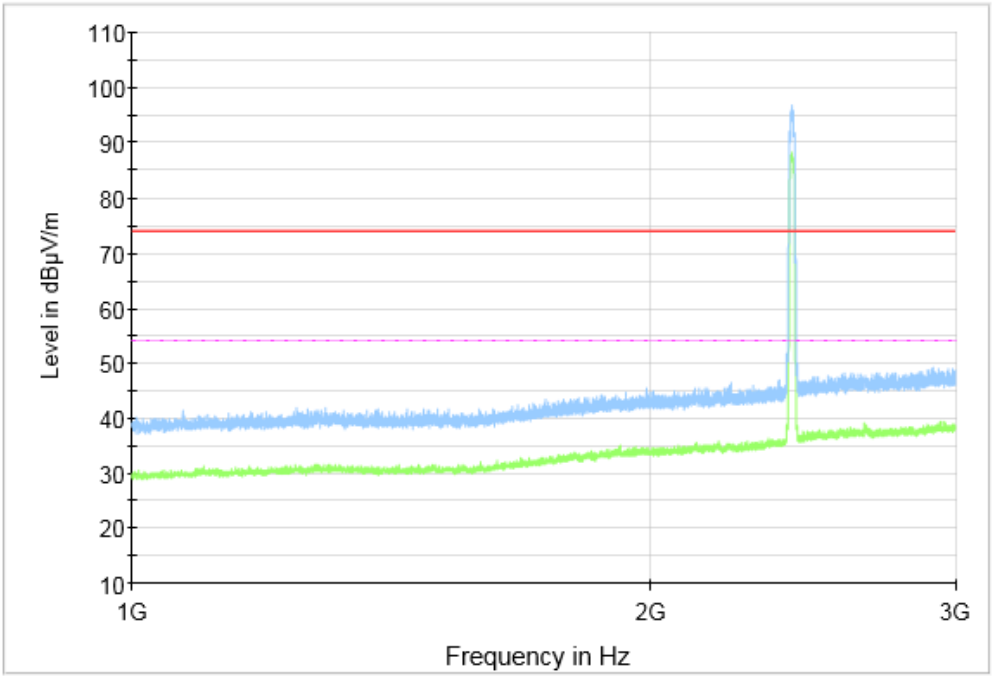


**Fig.59 Radiated Spurious Emission (802.11g, CH1, 1 GHz-3 GHz), SISO**

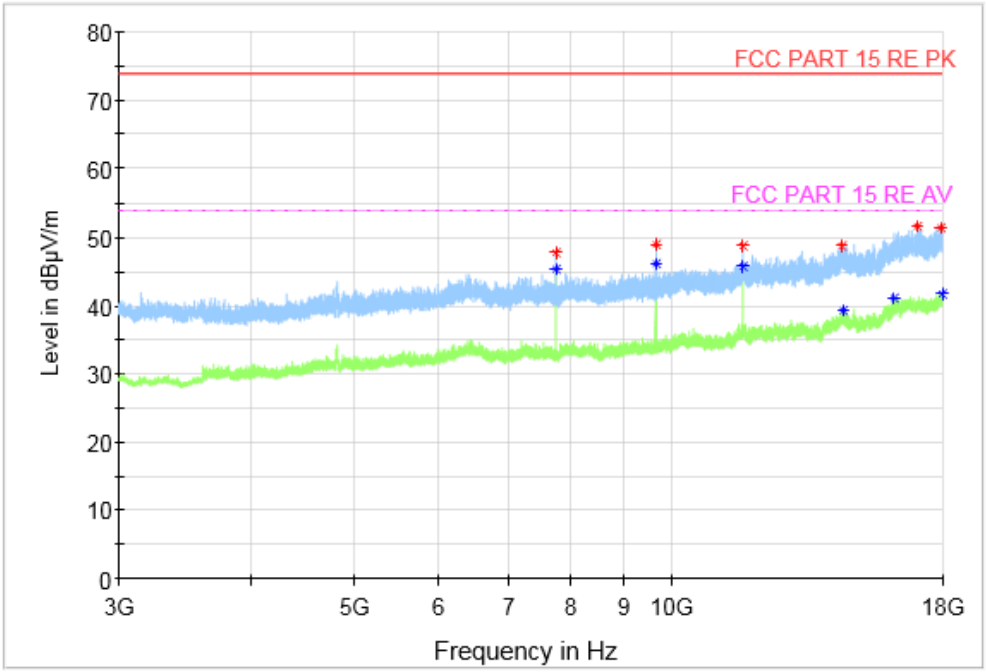


**Fig.60 Radiated Spurious Emission (802.11g, CH1, 3 GHz-18 GHz), SISO**

©Copyright. All rights reserved by SAICT.

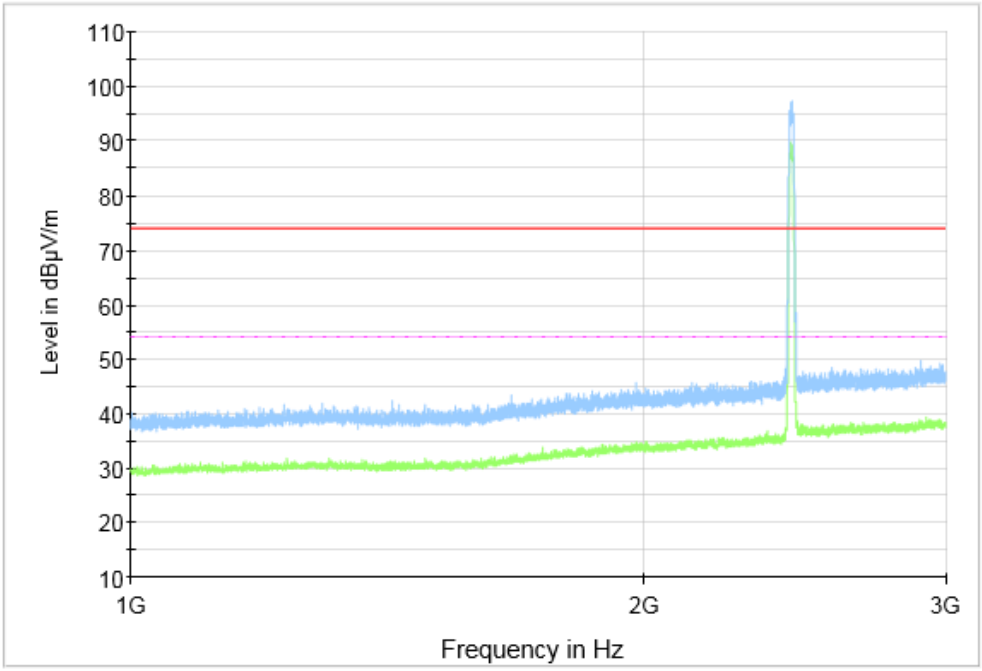


**Fig.61 Radiated Spurious Emission (802.11g, CH6, 1 GHz-3 GHz), SISO**

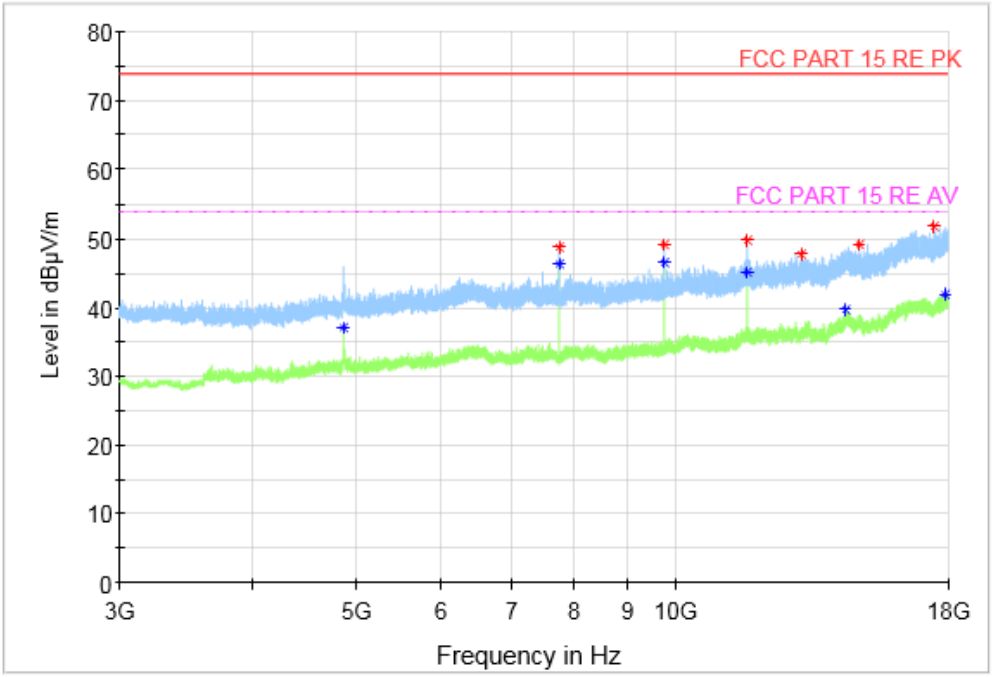


**Fig.62 Radiated Spurious Emission (802.11g, CH6, 3 GHz-18 GHz), SISO**

©Copyright. All rights reserved by SAICT.

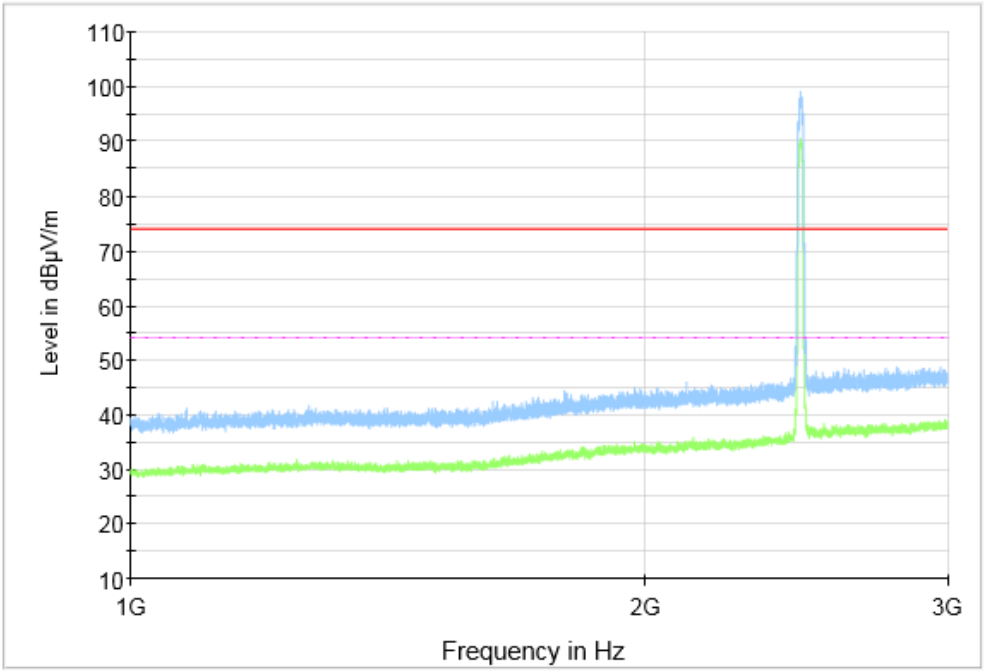


**Fig.63 Radiated Spurious Emission (802.11g, CH11, 1 GHz-3 GHz), SISO**

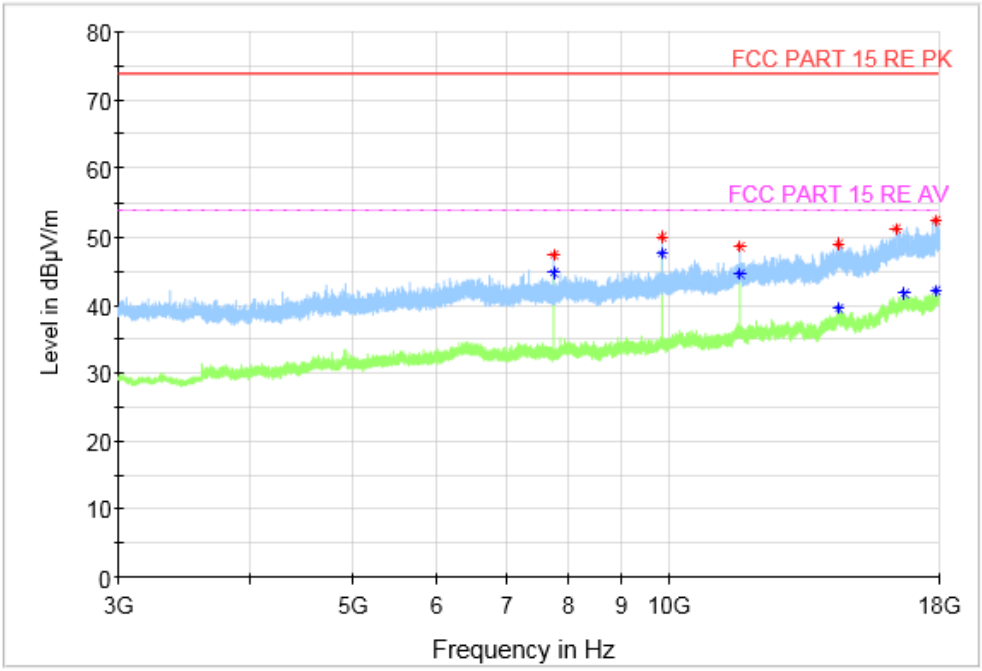


**Fig.64 Radiated Spurious Emission (802.11g, CH11, 3 GHz-18 GHz), SISO**

©Copyright. All rights reserved by SAICT.

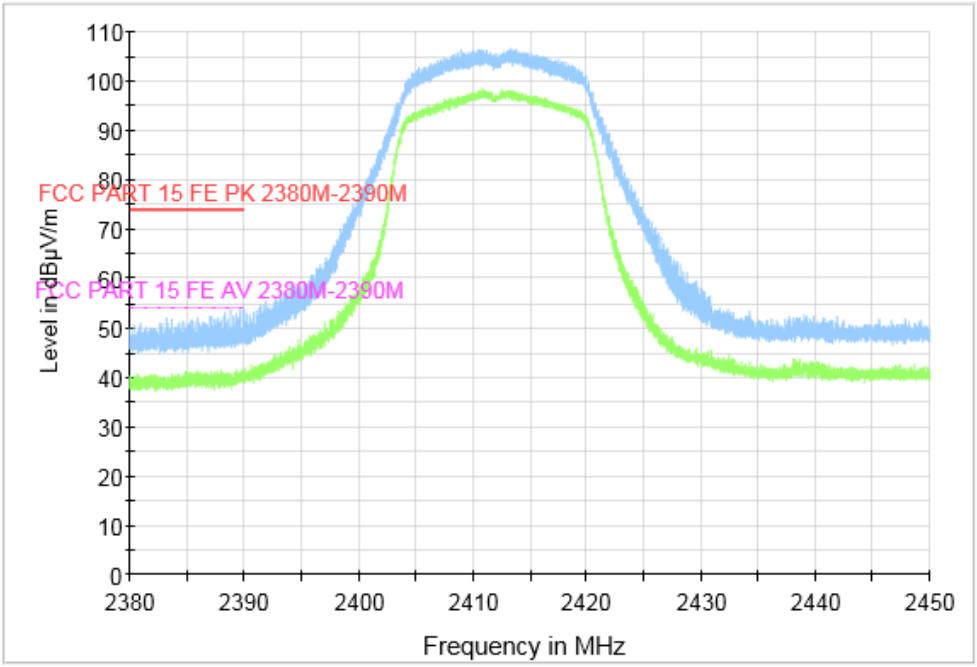


**Fig.65 Radiated Restricted Band (802.11g, CH1, 2.38GHz~2.45GHz), SISO**

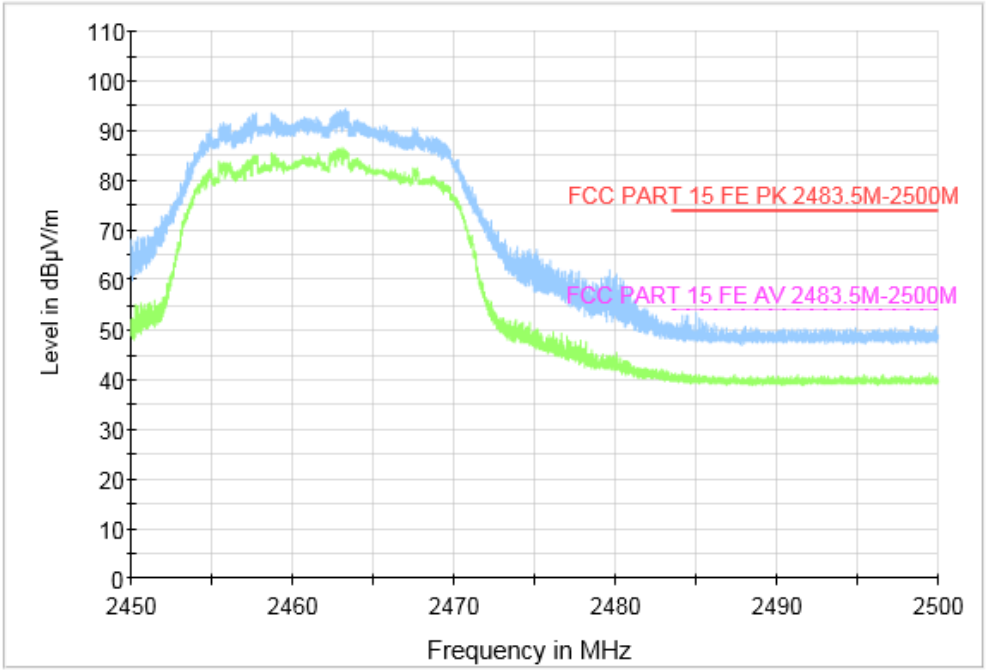


**Fig.66 Radiated Restricted Band (802.11g, CH11, 2.45GHz~2.5GHz), SISO**

©Copyright. All rights reserved by SAICT.

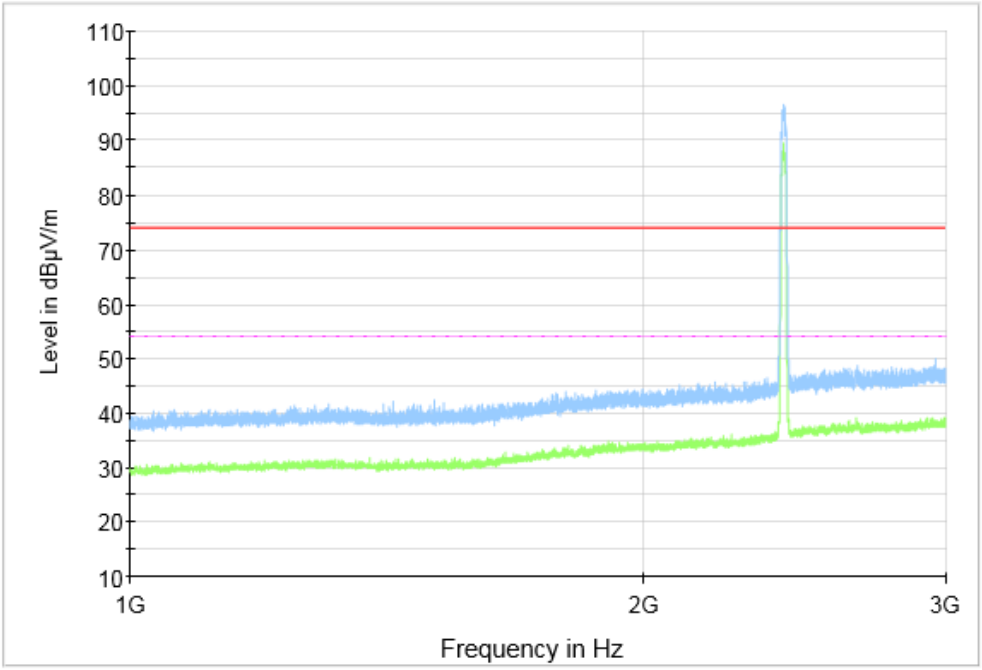


**Fig.67 Radiated Spurious Emission (802.11n HT20, CH1, 1 GHz-3 GHz), SISO**

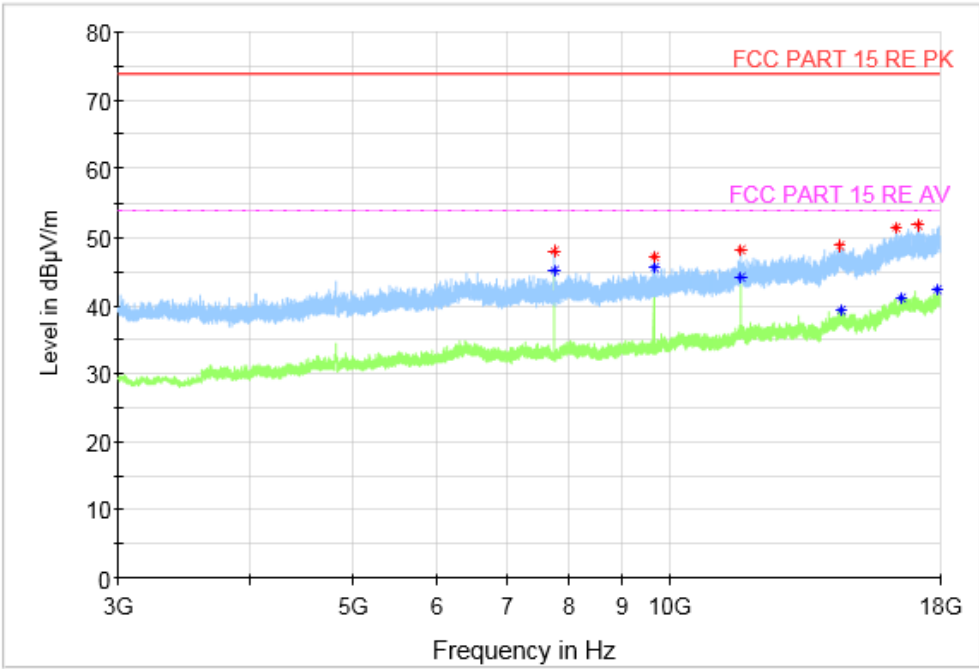


**Fig.68 Radiated Spurious Emission (802.11n HT20, CH1, 3 GHz-18 GHz), SISO**

©Copyright. All rights reserved by SAICT.

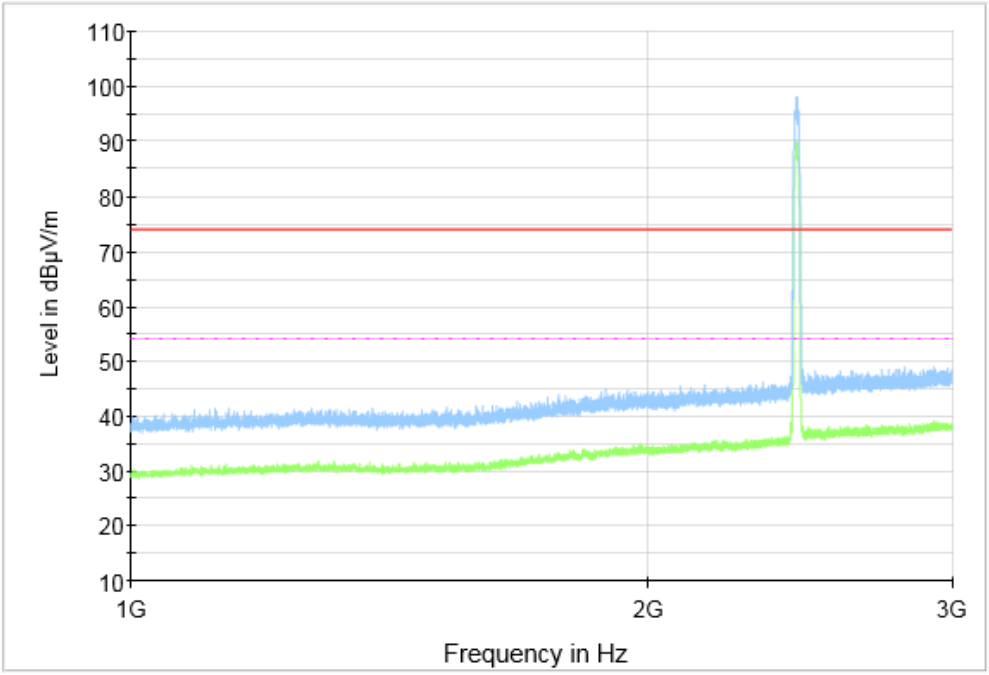


**Fig.69 Radiated Spurious Emission (802.11n HT20, CH6, 1 GHz-3 GHz), SISO**

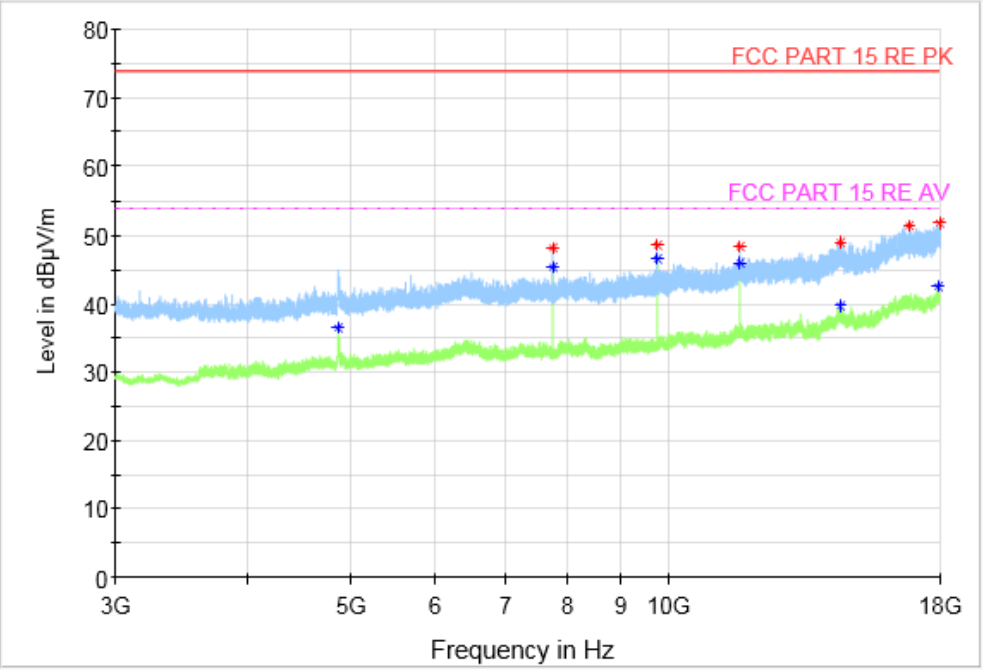


**Fig.70 Radiated Spurious Emission (802.11n HT20, CH6, 3 GHz-18 GHz), SISO**

©Copyright. All rights reserved by SAICT.

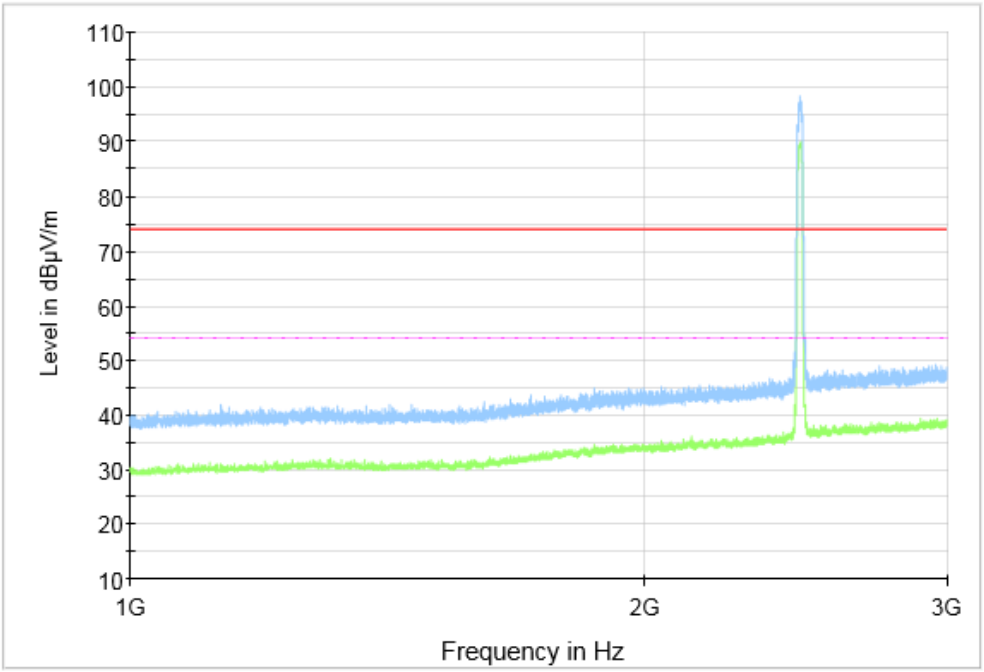


**Fig.71 Radiated Spurious Emission (802.11n HT20, CH11, 1 GHz-3 GHz), SISO**

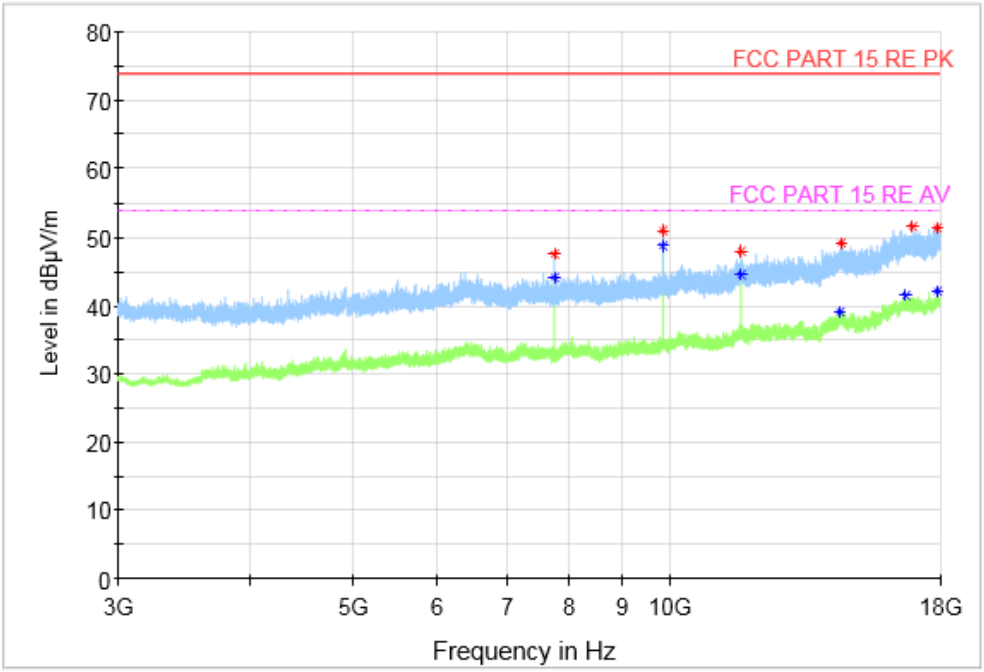


**Fig.72 Radiated Spurious Emission (802.11n HT20, CH11, 3 GHz-18 GHz), SISO**

©Copyright. All rights reserved by SAICT.

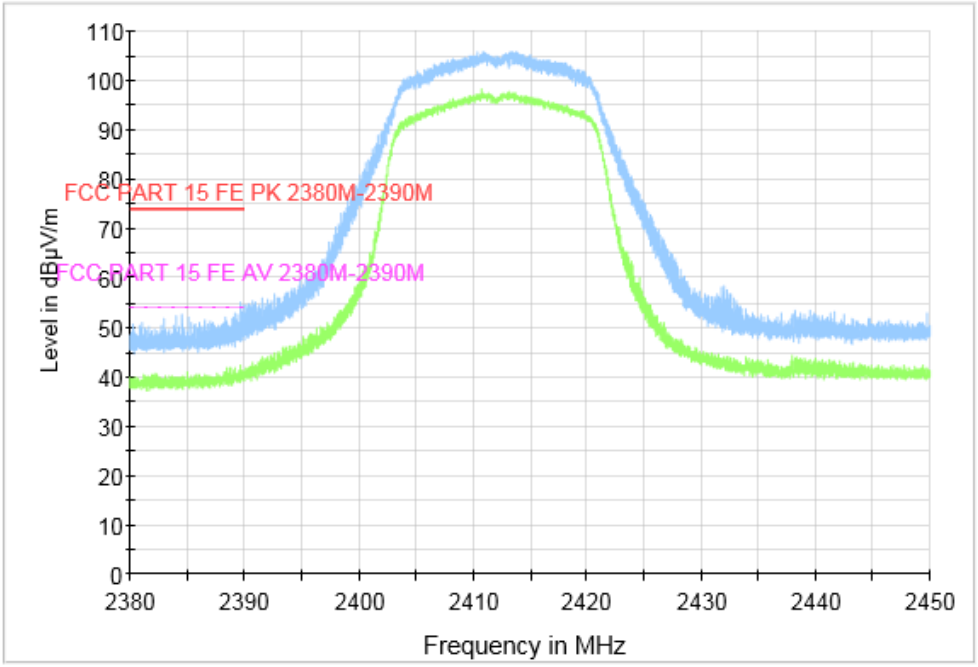


**Fig.73 Radiated Restricted Band (802.11n HT20, CH1, 2.38GHz~2.45GHz), SISO**

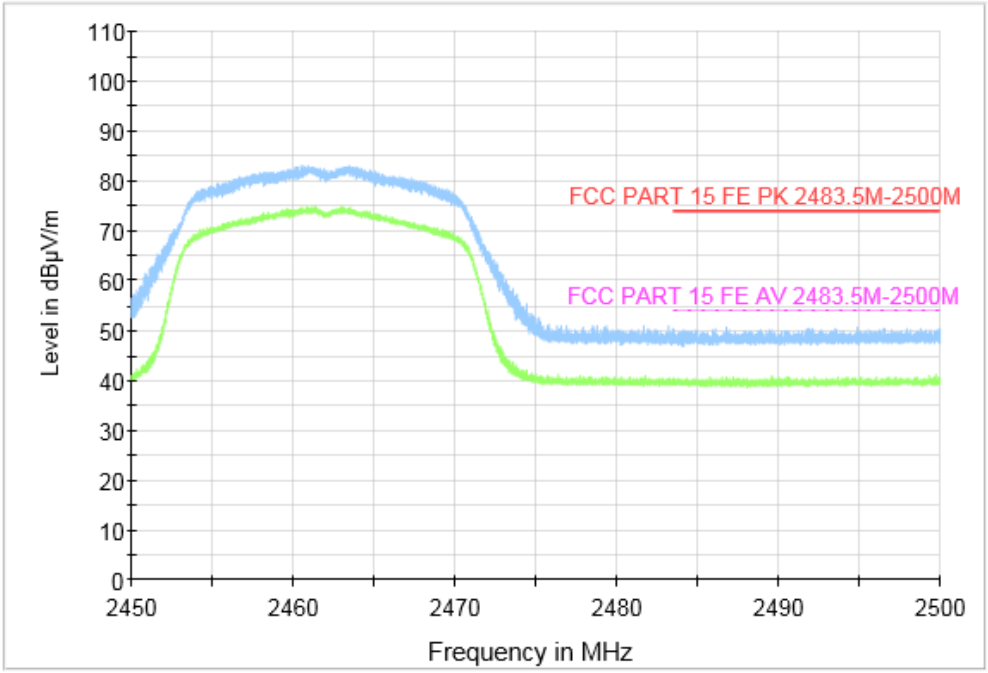


**Fig.74 Radiated Restricted Band (802.11n HT20, CH11, 2.45GHz~2.5GHz), SISO**

©Copyright. All rights reserved by SAICT.

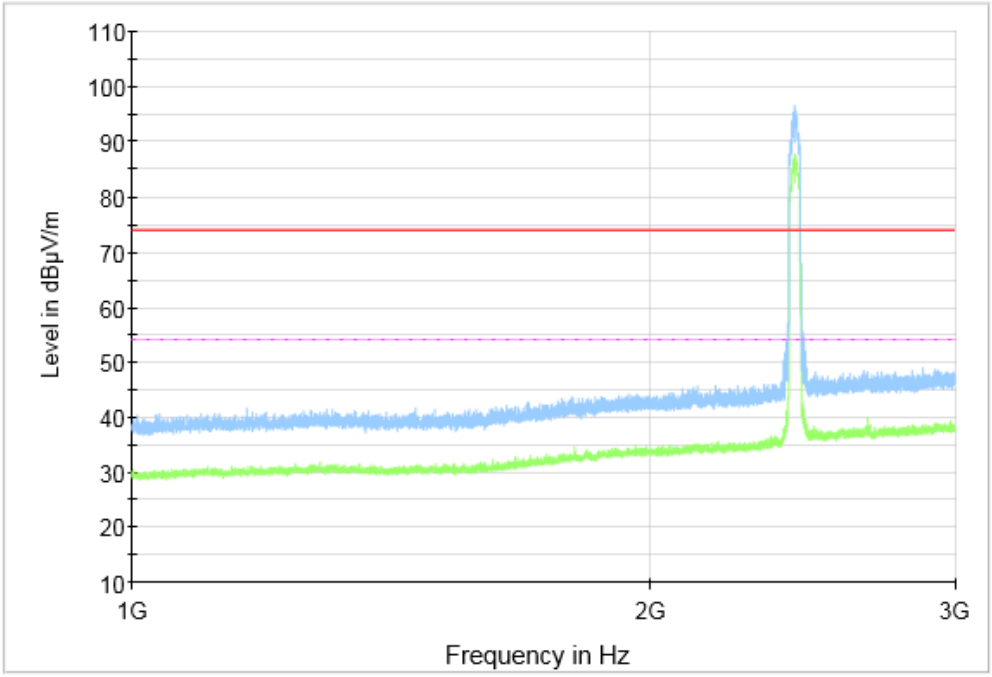


**Fig.75 Radiated Spurious Emission (802.11n HT40, CH3, 1 GHz-3 GHz), SISO**

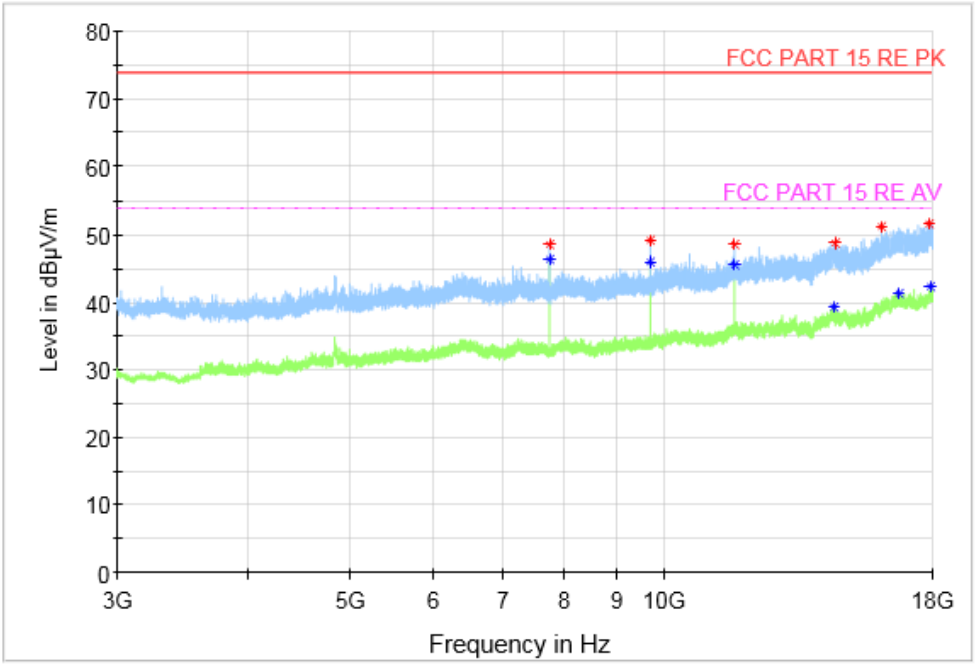


**Fig.76 Radiated Spurious Emission (802.11n HT40, CH3, 3 GHz-18 GHz), SISO**

©Copyright. All rights reserved by SAICT.

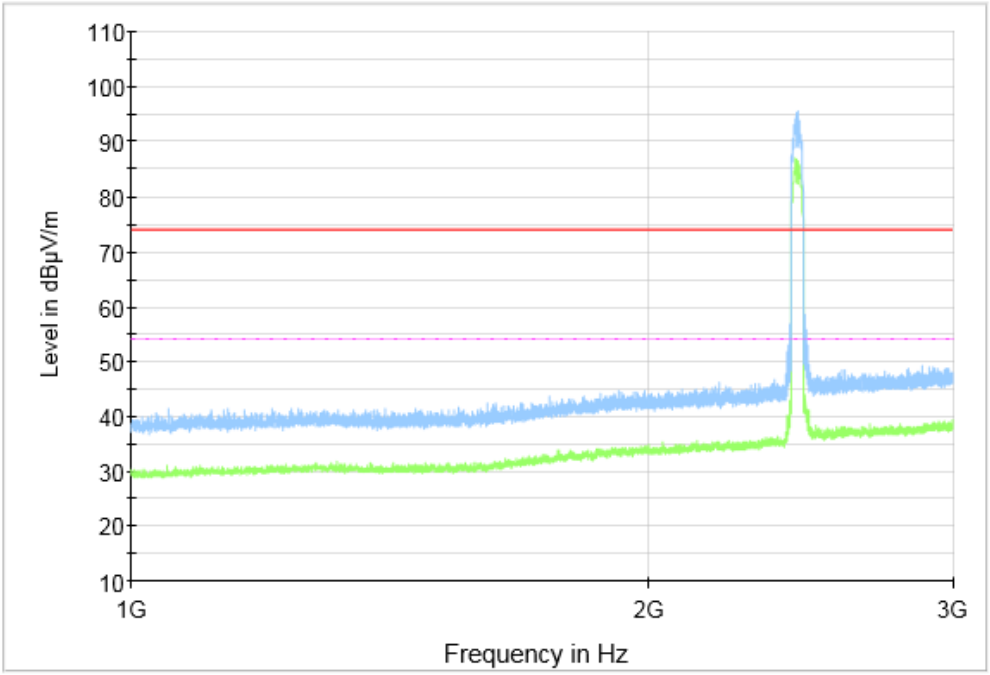


**Fig.77 Radiated Spurious Emission (802.11n HT40, CH6, 1 GHz-3 GHz), SISO**

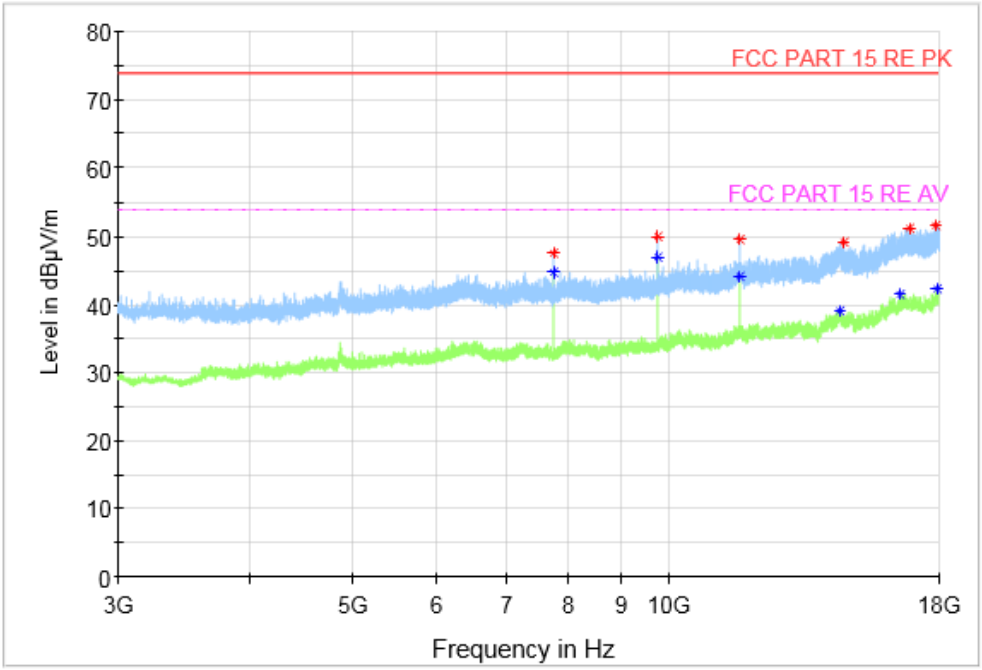


**Fig.78 Radiated Spurious Emission (802.11n HT40, CH6, 3 GHz-18 GHz), SISO**

©Copyright. All rights reserved by SAICT.

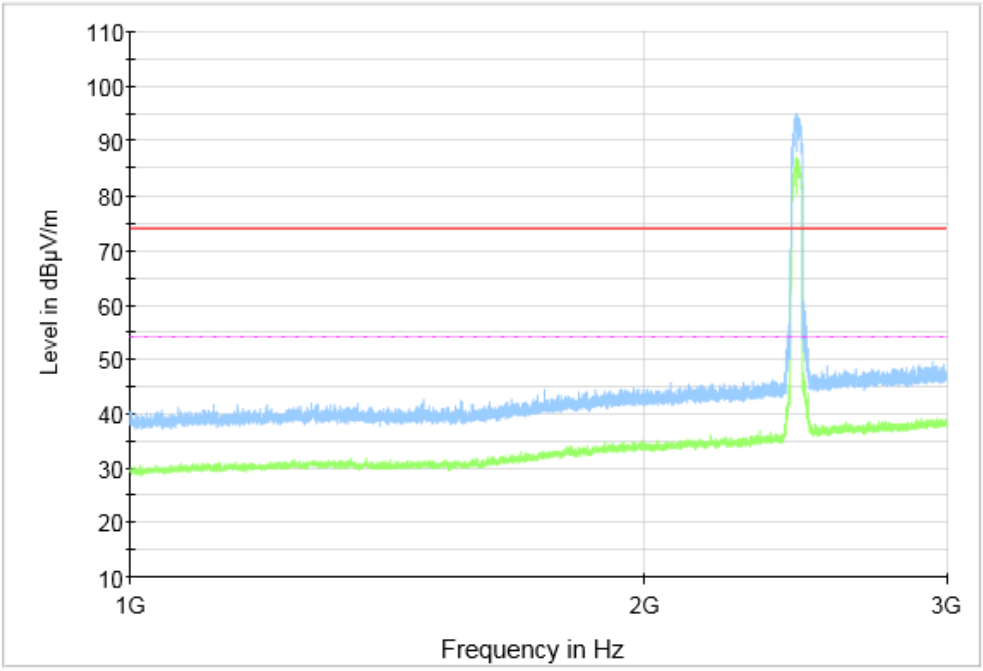


**Fig.79 Radiated Spurious Emission (802.11n HT40, CH9, 1 GHz-3 GHz), SISO**

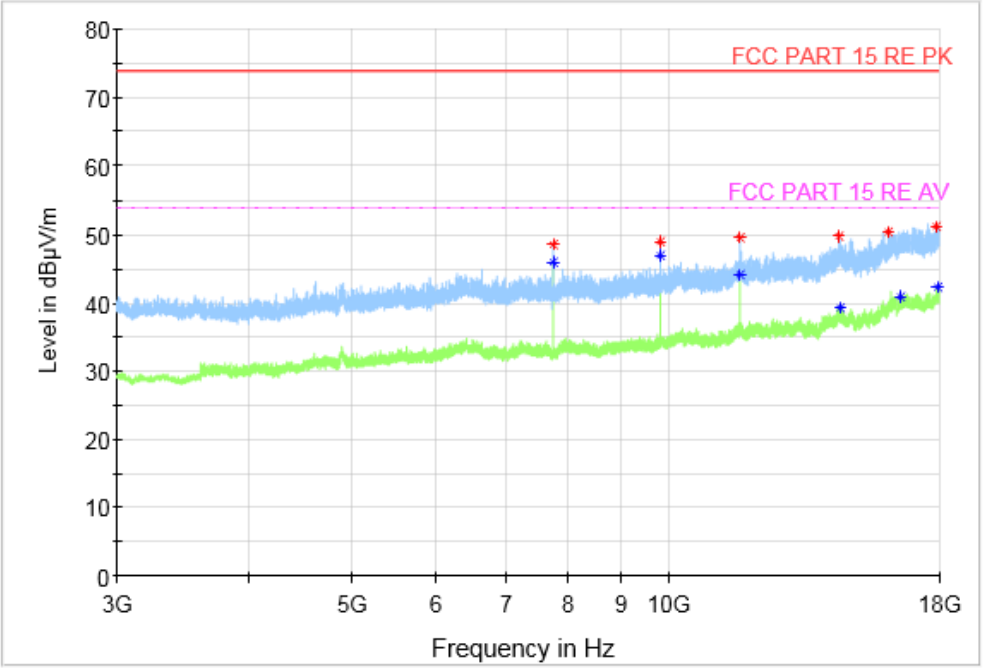


**Fig.80 Radiated Spurious Emission (802.11n HT40, CH9, 3 GHz-18 GHz), SISO**

©Copyright. All rights reserved by SAICT.

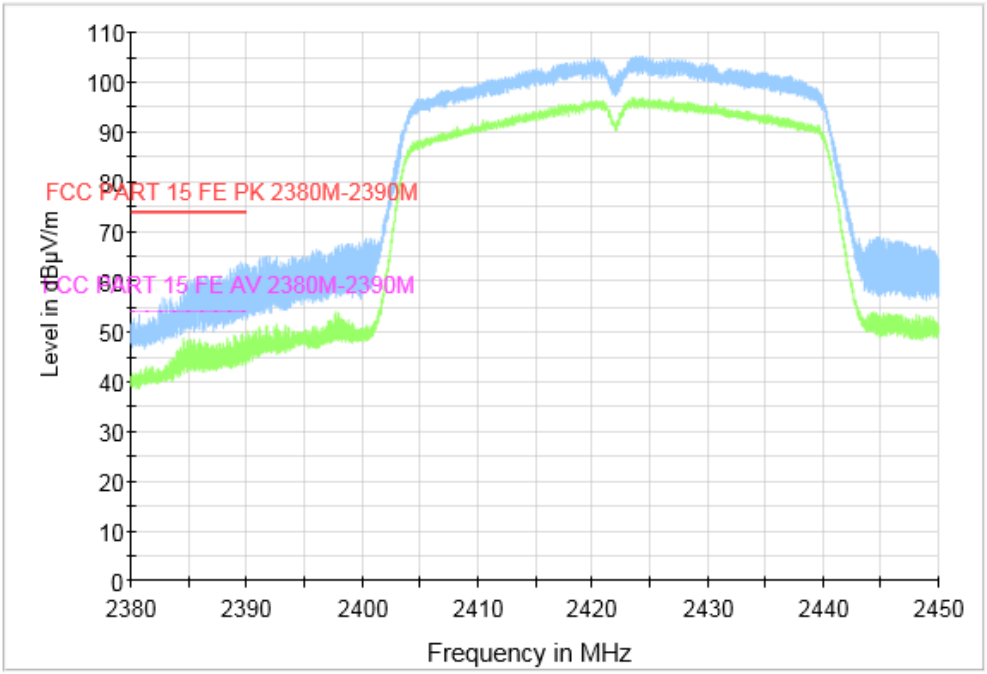


**Fig.81 Radiated Restricted Band (802.11n HT40, CH3, 2.38GHz~2.45GHz), SISO**

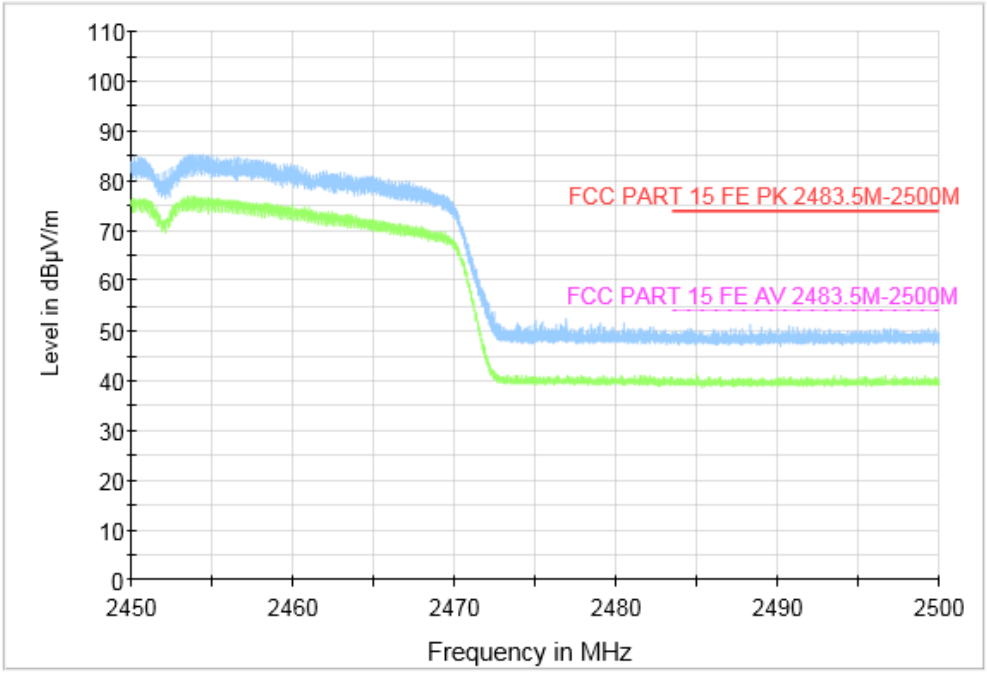


**Fig.82 Radiated Restricted Band (802.11n HT40, CH9, 2.45GHz~2.5GHz), SISO**

©Copyright. All rights reserved by SAICT.

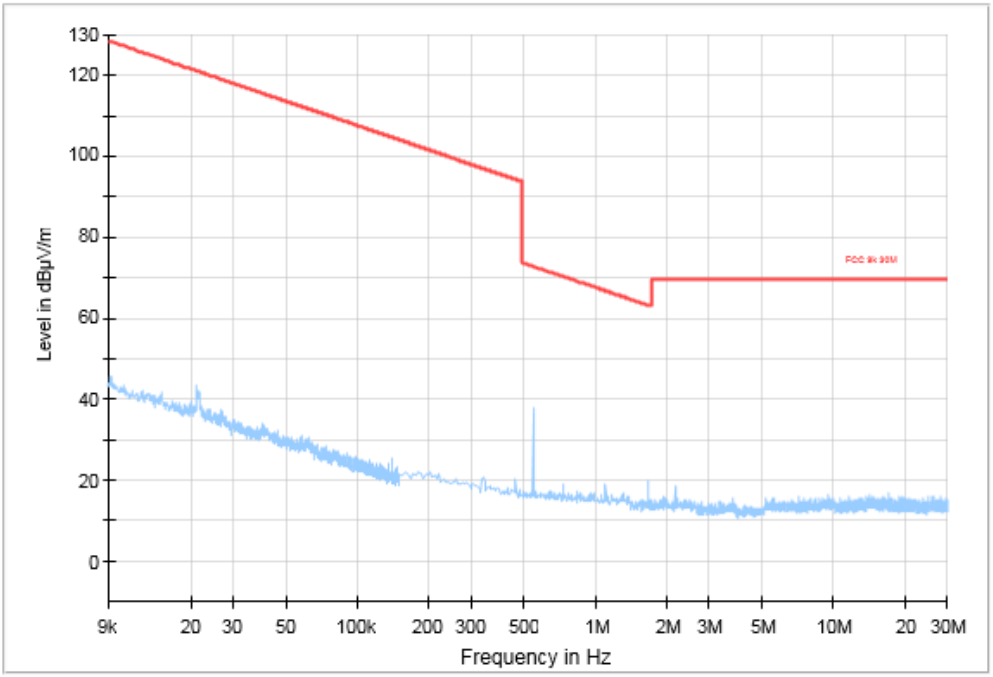


**Fig.83 Radiated Spurious Emission (All Channels, 9KHz-30 MHz), SISO**

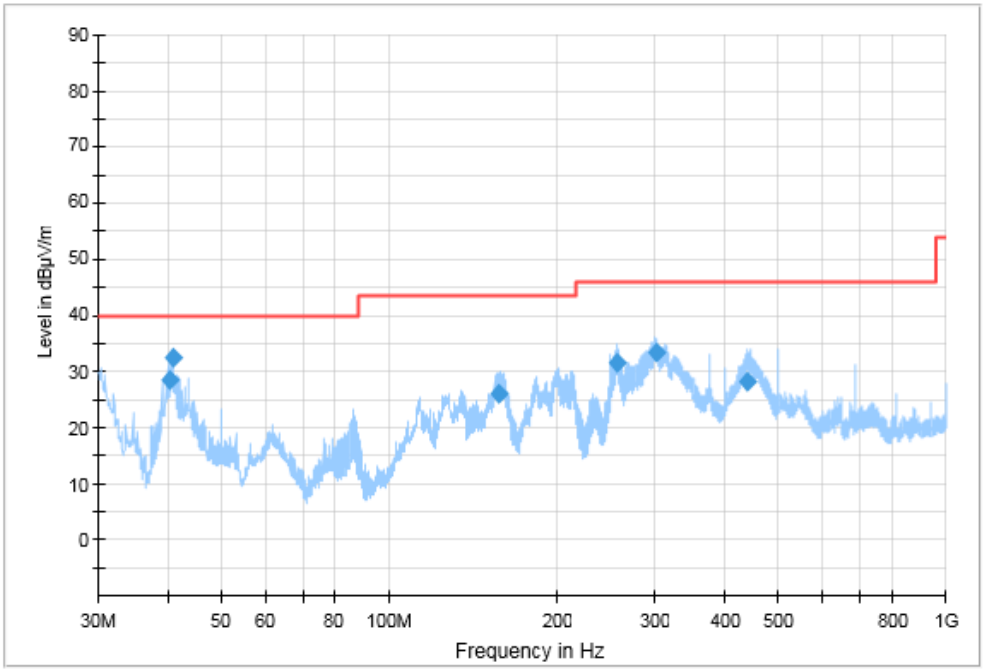


**Fig.84 Radiated Spurious Emission (All Channels, 30MHz-1 GHz), SISO**

©Copyright. All rights reserved by SAICT.

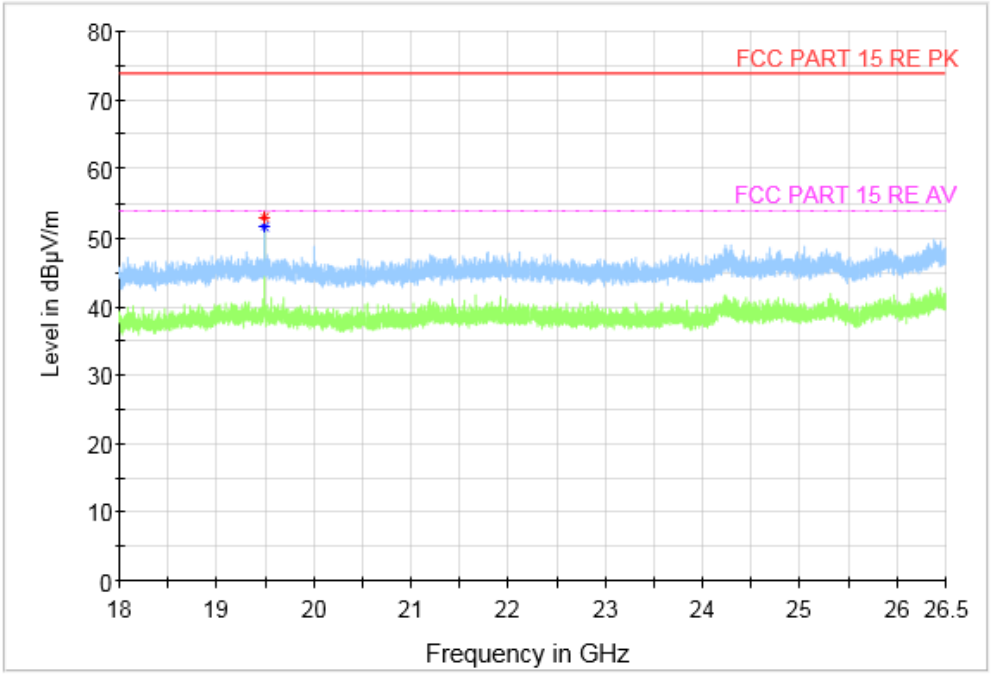


**Fig.85 Radiated Spurious Emission (All Channels, 18 GHz-26.5 GHz), SISO**

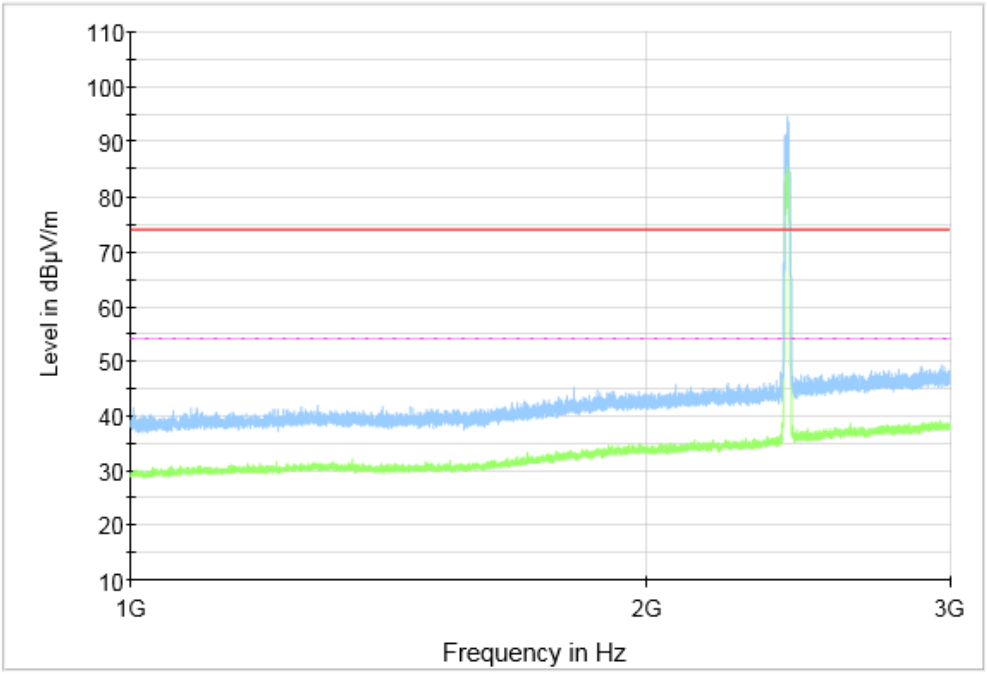


**Fig.86 Radiated Spurious Emission (802.11n HT20, CH1, 1 GHz-3 GHz), MIMO**

*©Copyright. All rights reserved by SAICT.*

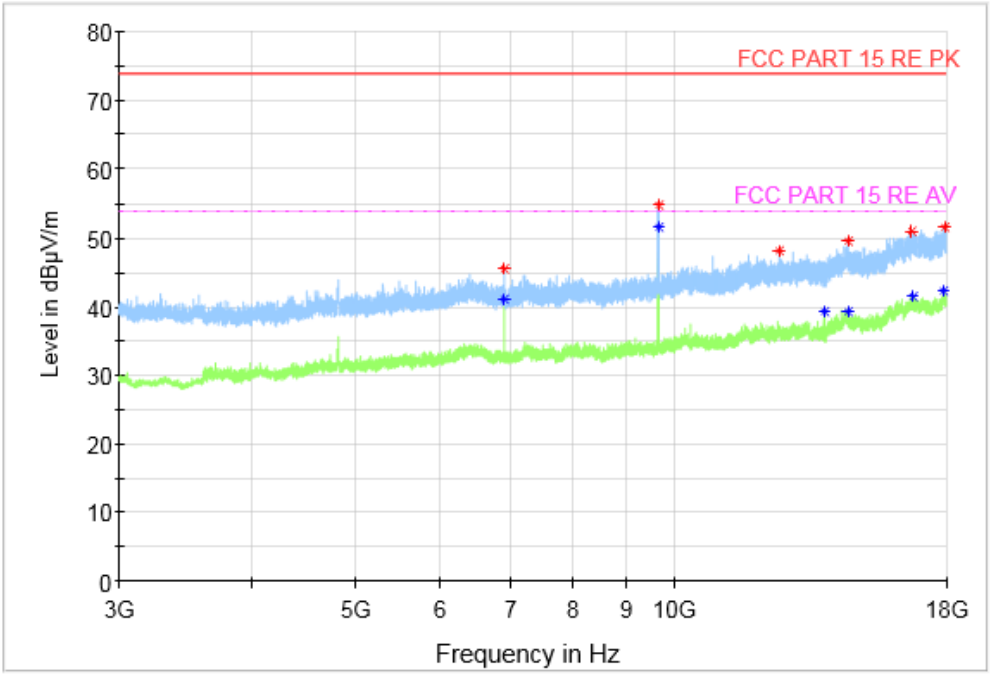


**Fig.87 Radiated Spurious Emission (802.11n HT20, CH1, 3 GHz-18 GHz), MIMO**

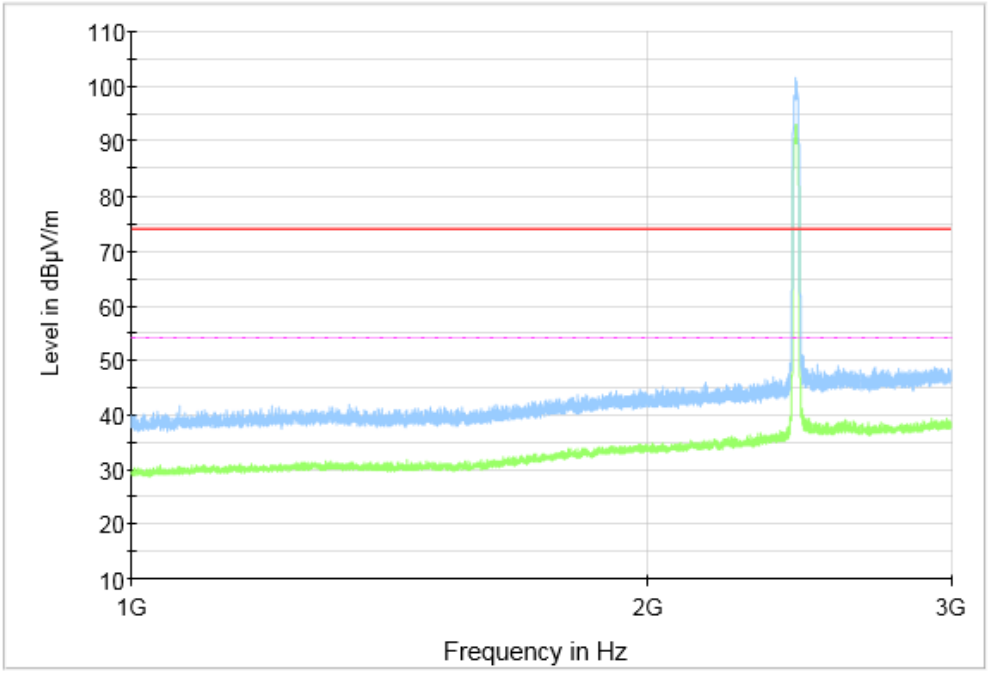


**Fig.88 Radiated Spurious Emission (802.11n HT20, CH6, 1 GHz-3 GHz), MIMO**

*©Copyright. All rights reserved by SAICT.*

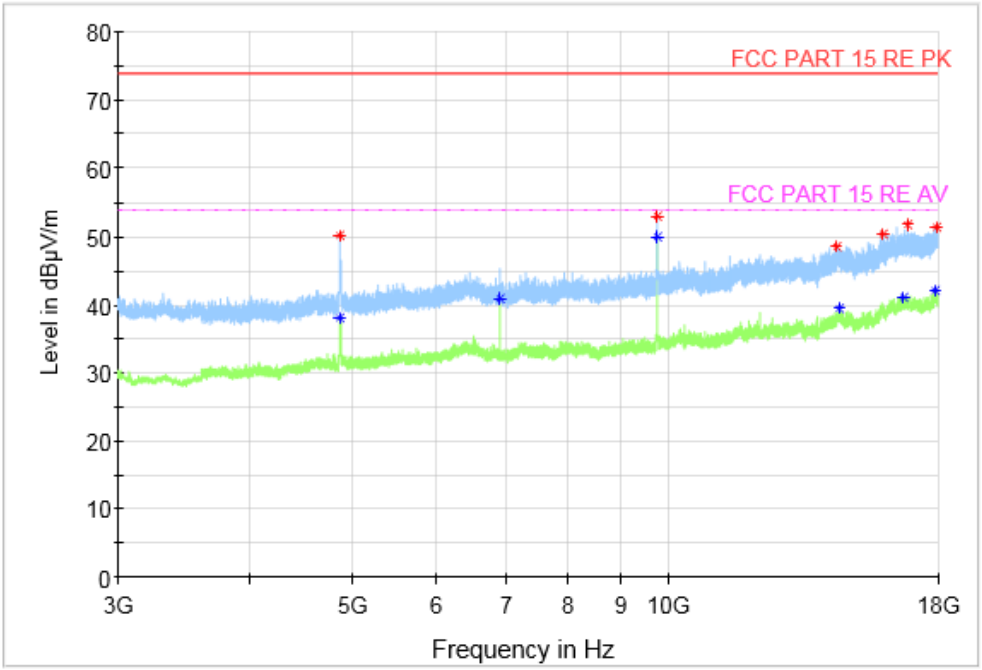


**Fig.89 Radiated Spurious Emission (802.11n HT20, CH6, 3 GHz-18 GHz), MIMO**

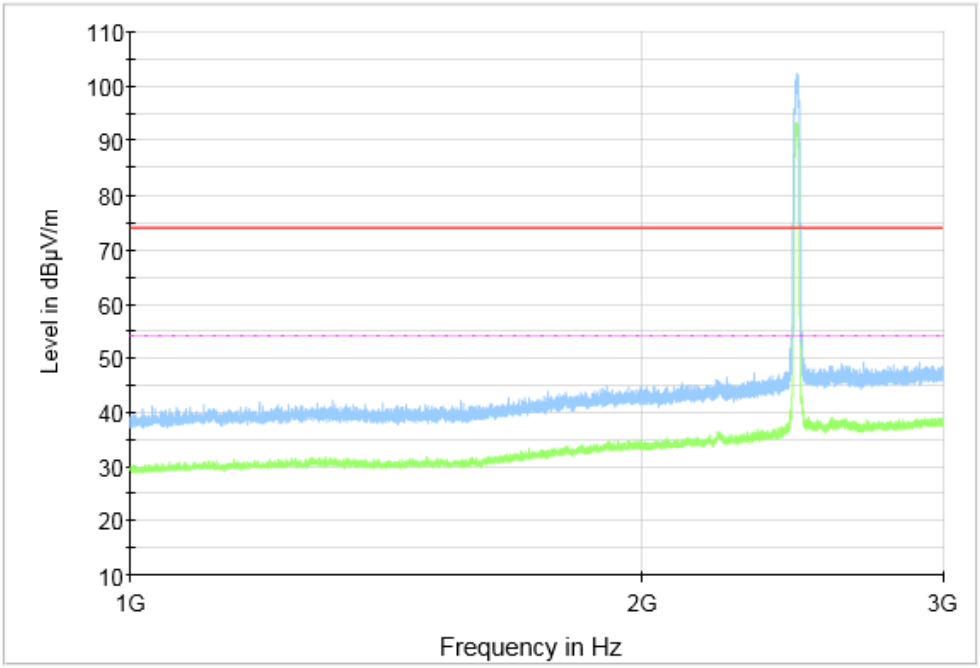


**Fig.90 Radiated Spurious Emission (802.11n HT20, CH11, 1 GHz-3 GHz), MIMO**

©Copyright. All rights reserved by SAICT.

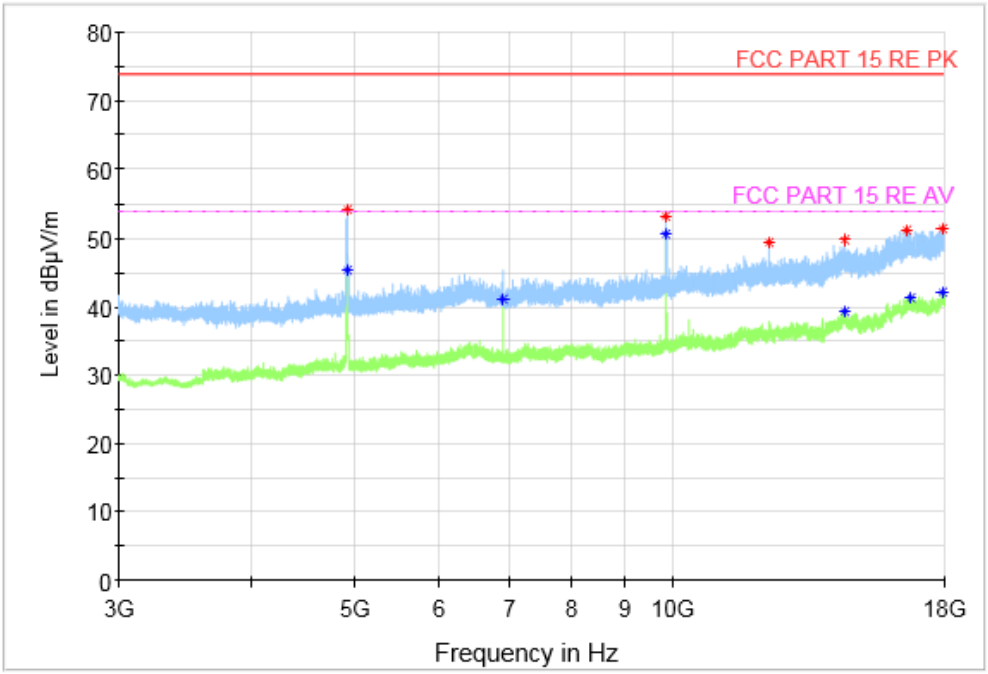


**Fig.91 Radiated Spurious Emission (802.11n HT20, CH11, 3 GHz-18 GHz), MIMO**

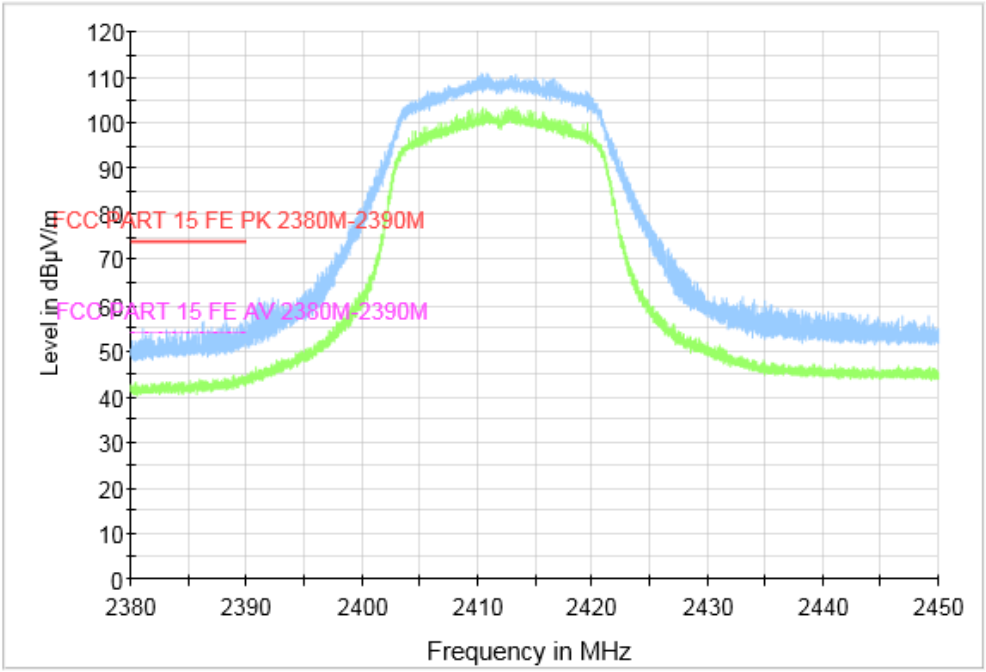


**Fig.92 Radiated Restricted Band (802.11n HT20, CH1, 2.38GHz~2.45GHz), MIMO**

©Copyright. All rights reserved by SAICT.

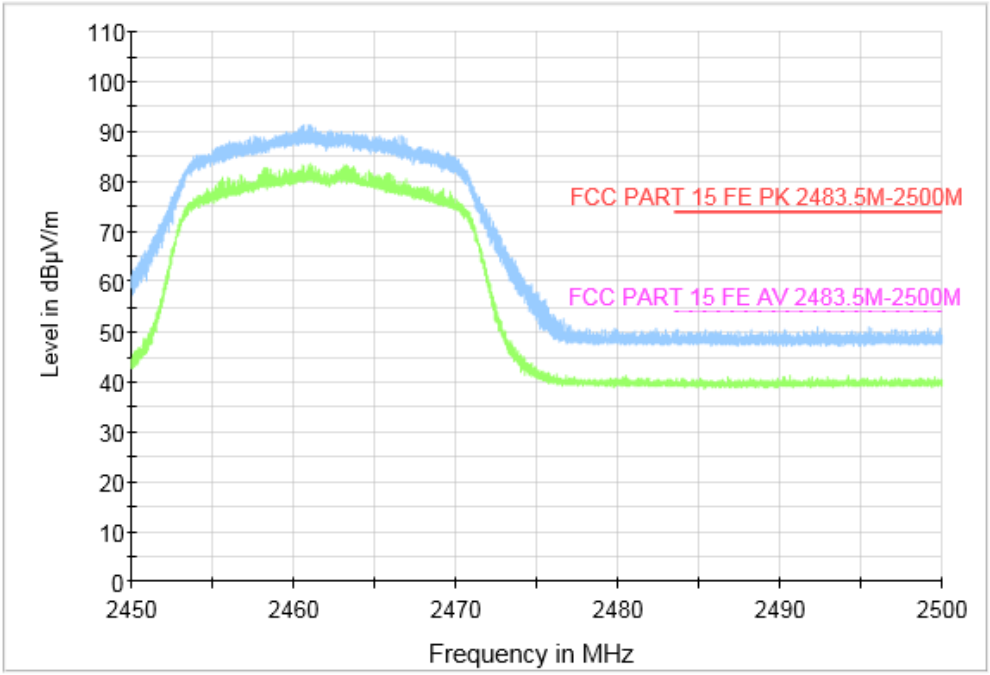


**Fig.93 Radiated Restricted Band (802.11n HT20, CH11, 2.45GHz~2.5GHz), MIMO**

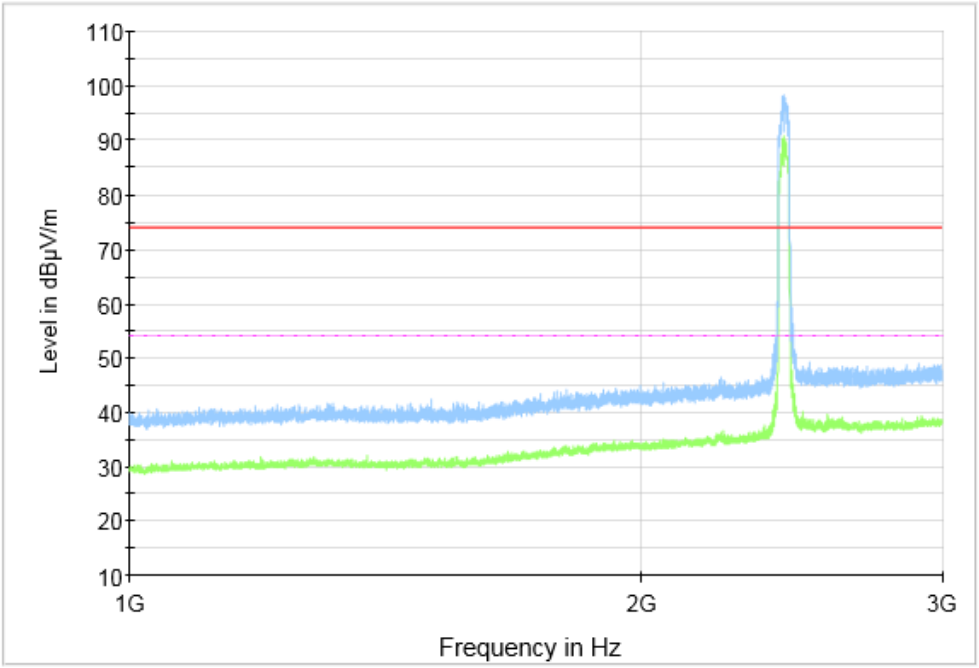


**Fig.94 Radiated Spurious Emission (802.11n HT40, CH3, 1 GHz-3 GHz), MIMO**

©Copyright. All rights reserved by SAICT.

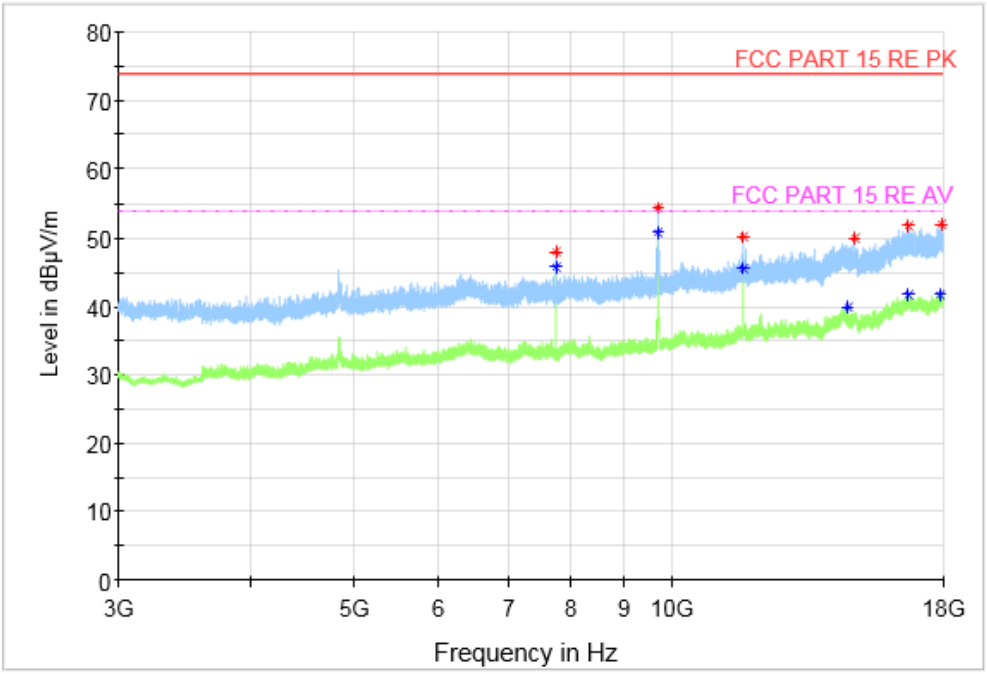


**Fig.95 Radiated Spurious Emission (802.11n HT40, CH3, 3 GHz-18 GHz), MIMO**

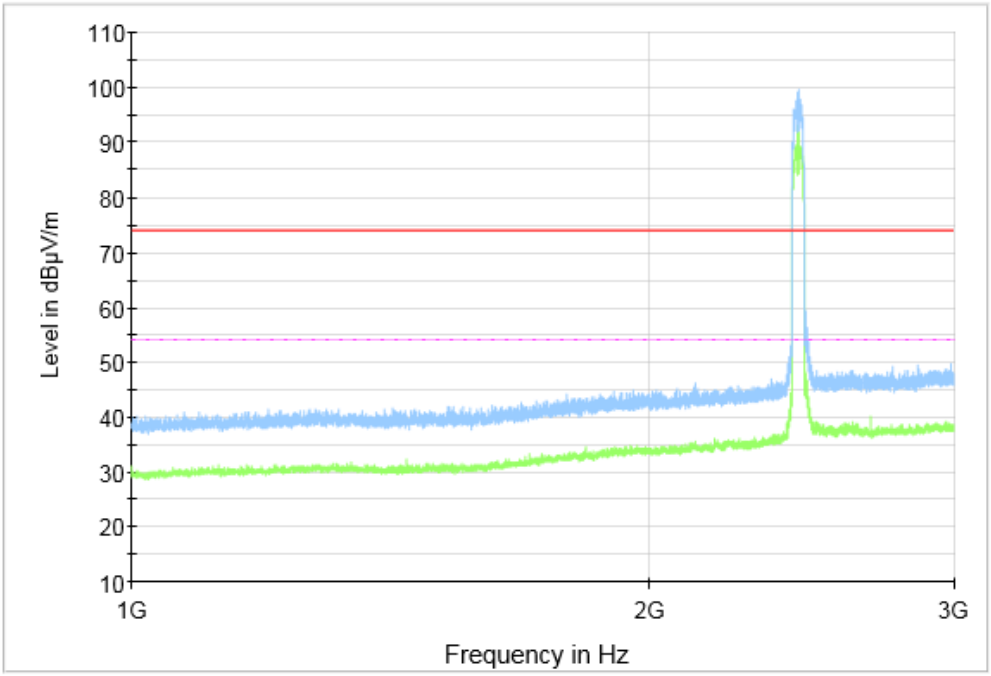


**Fig.96 Radiated Spurious Emission (802.11n HT40, CH6, 1 GHz-3 GHz), MIMO**

©Copyright. All rights reserved by SAICT.

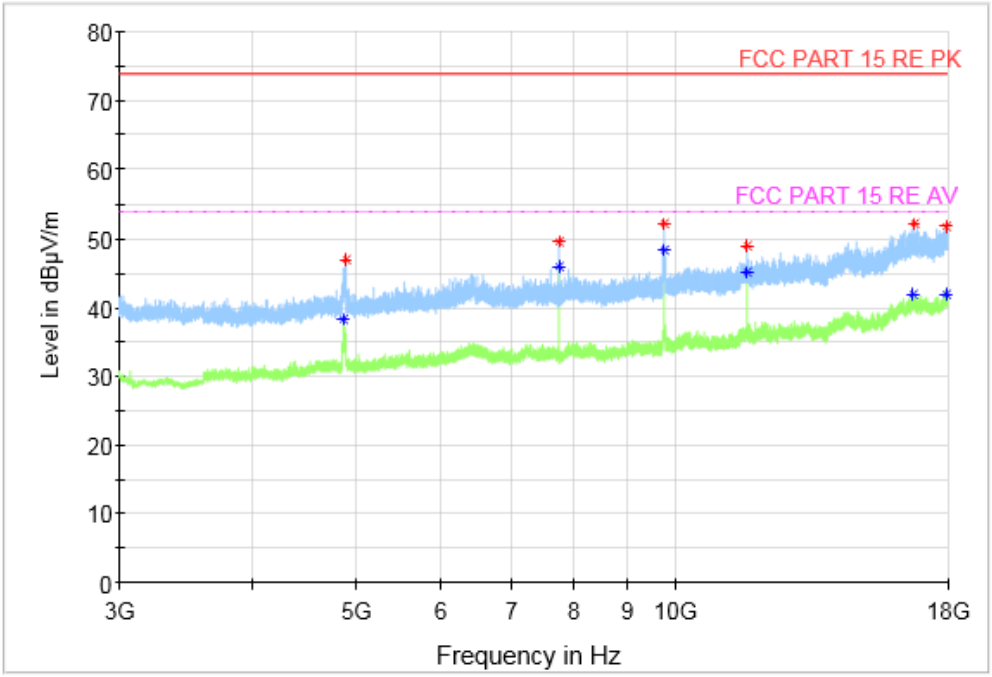


**Fig.97 Radiated Spurious Emission (802.11n HT40, CH6, 3 GHz-18 GHz), MIMO**

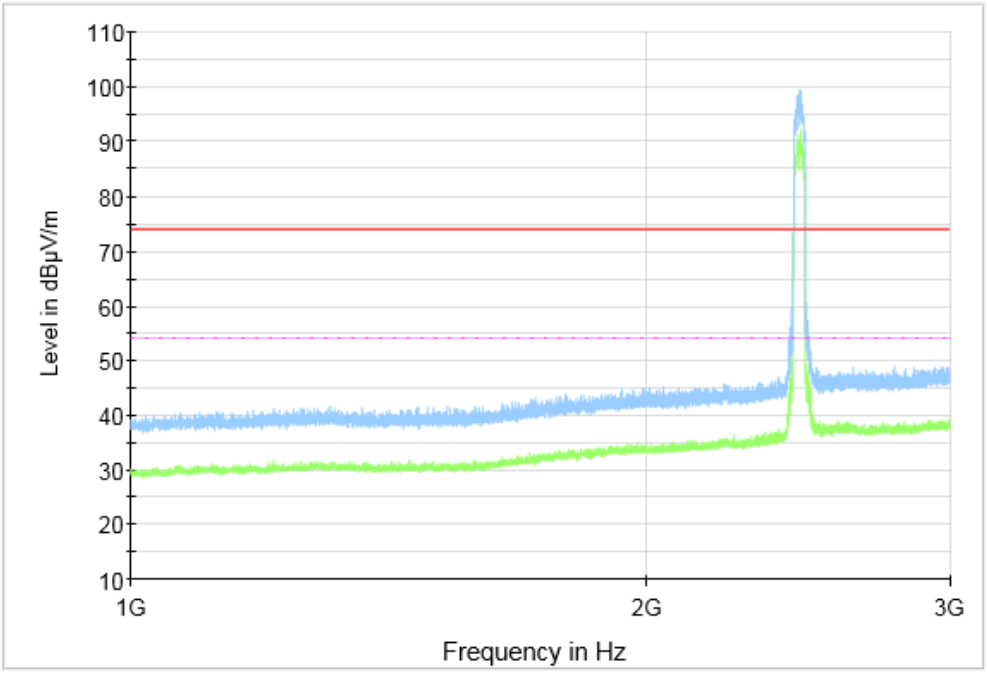


**Fig.98 Radiated Spurious Emission (802.11n HT40, CH9, 1 GHz-3 GHz), MIMO**

*©Copyright. All rights reserved by SAICT.*

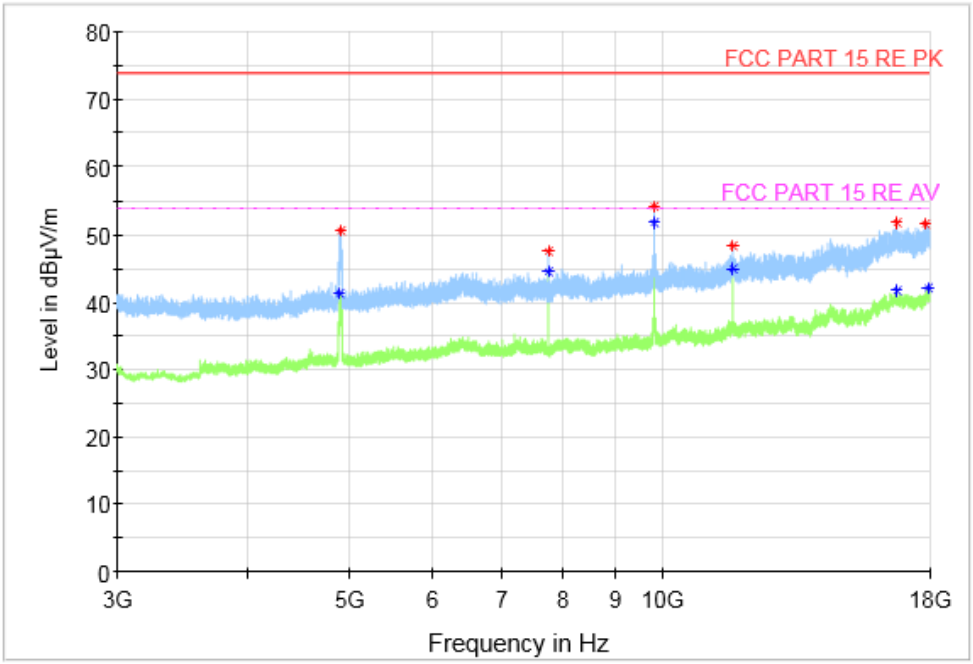


**Fig.99 Radiated Spurious Emission (802.11n HT40, CH9, 3 GHz-18 GHz), MIMO**

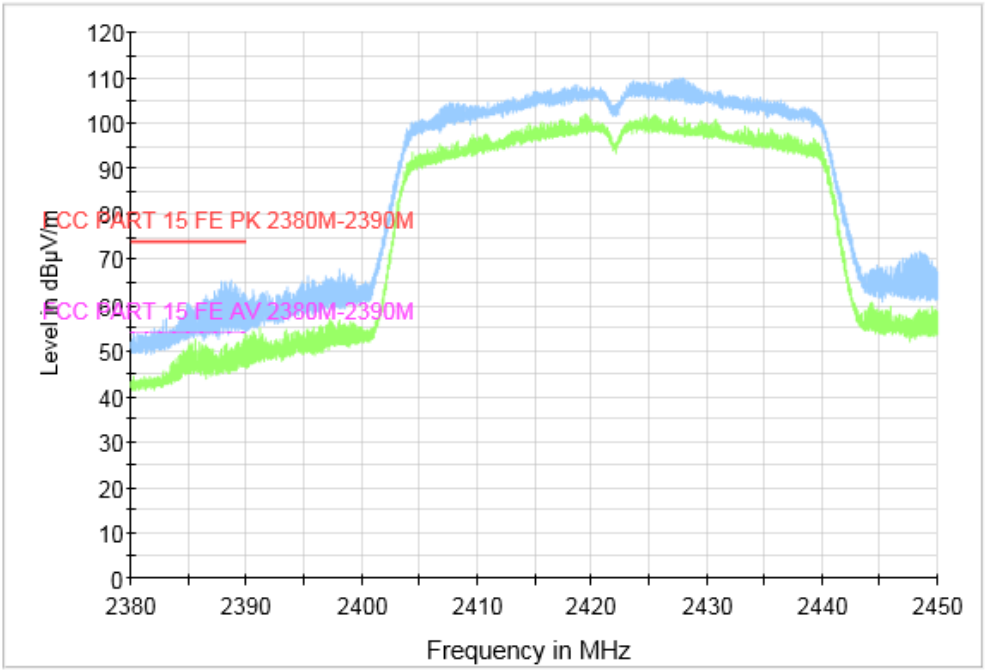


**Fig.100 Radiated Restricted Band (802.11n HT40, CH3, 2.38GHz~2.45GHz), MIMO**

©Copyright. All rights reserved by SAICT.

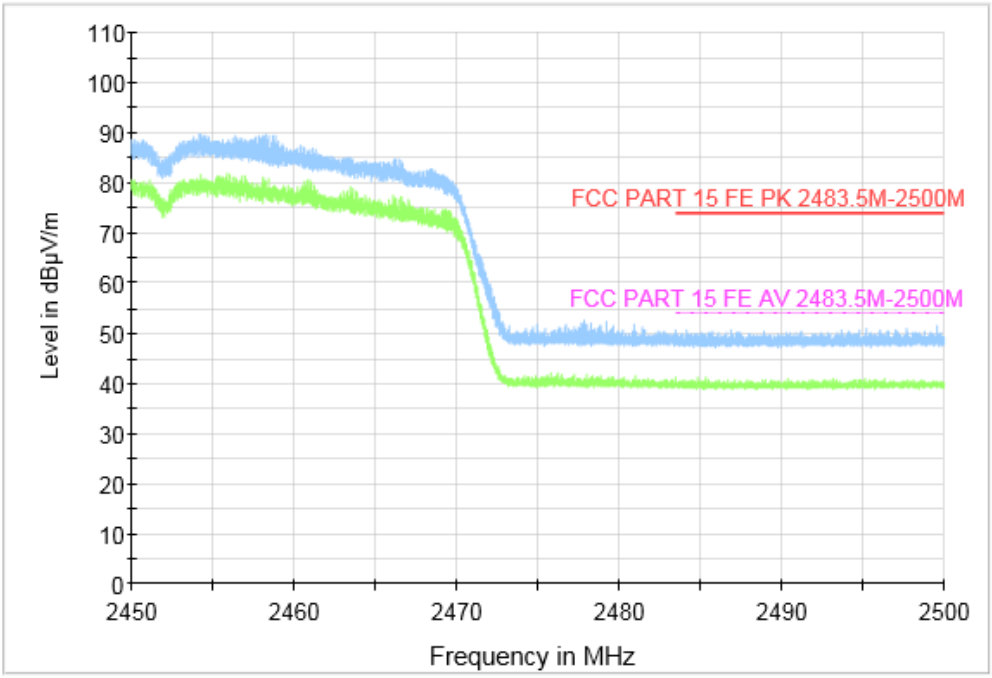


**Fig.101 Radiated Restricted Band (802.11n HT40, CH9, 2.45GHz~2.5GHz), MIMO**

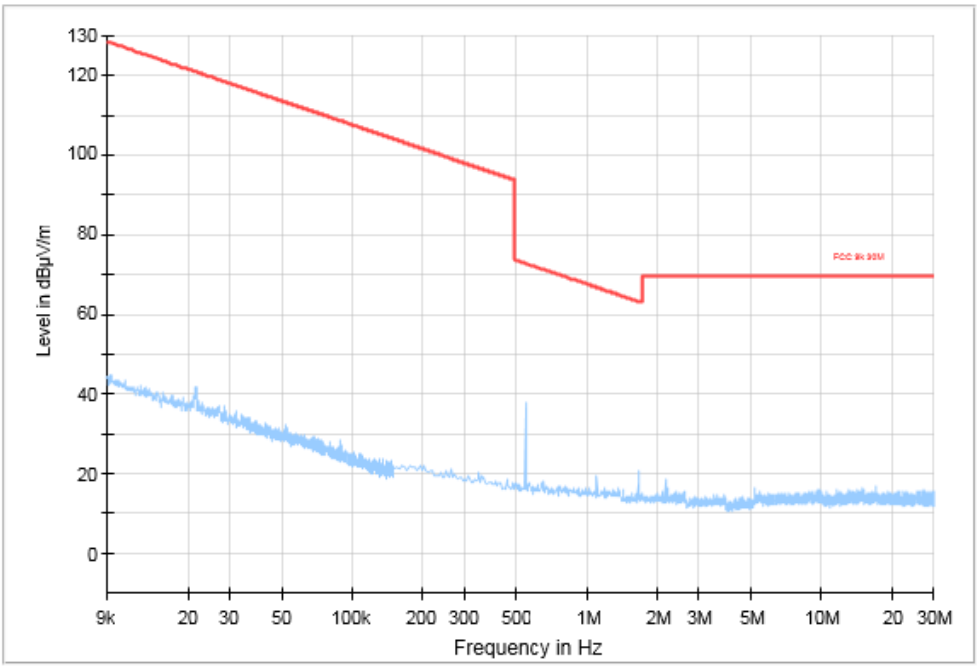


**Fig.102 Radiated Spurious Emission (All Channels, 9KHz-30 MHz), MIMO**

©Copyright. All rights reserved by SAICT.

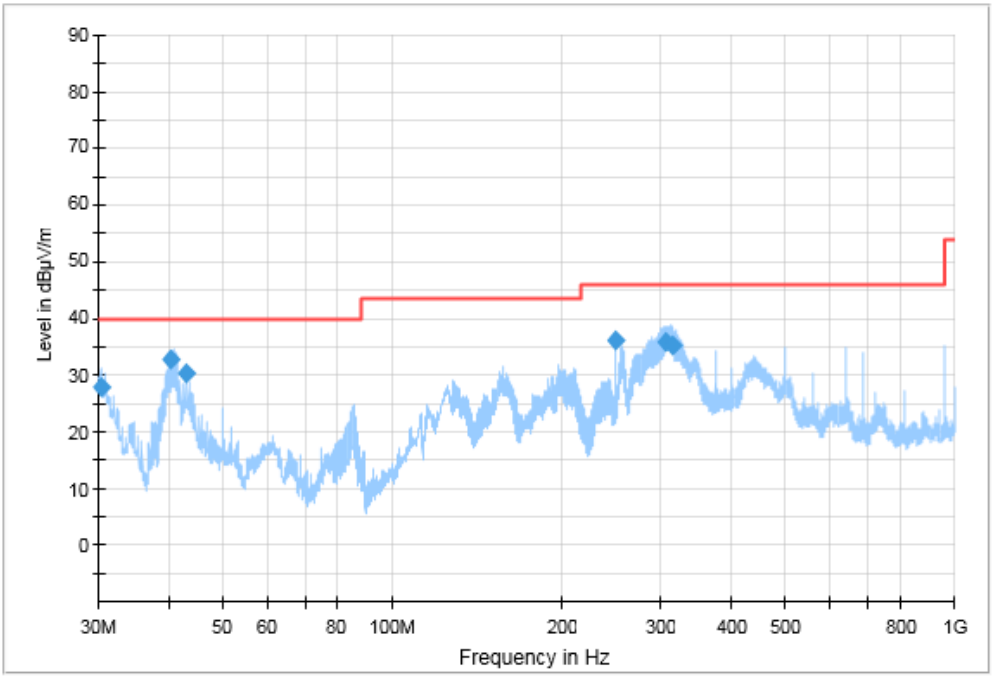


**Fig.103 Radiated Spurious Emission (All Channels, 30MHz-1 GHz), MIMO**

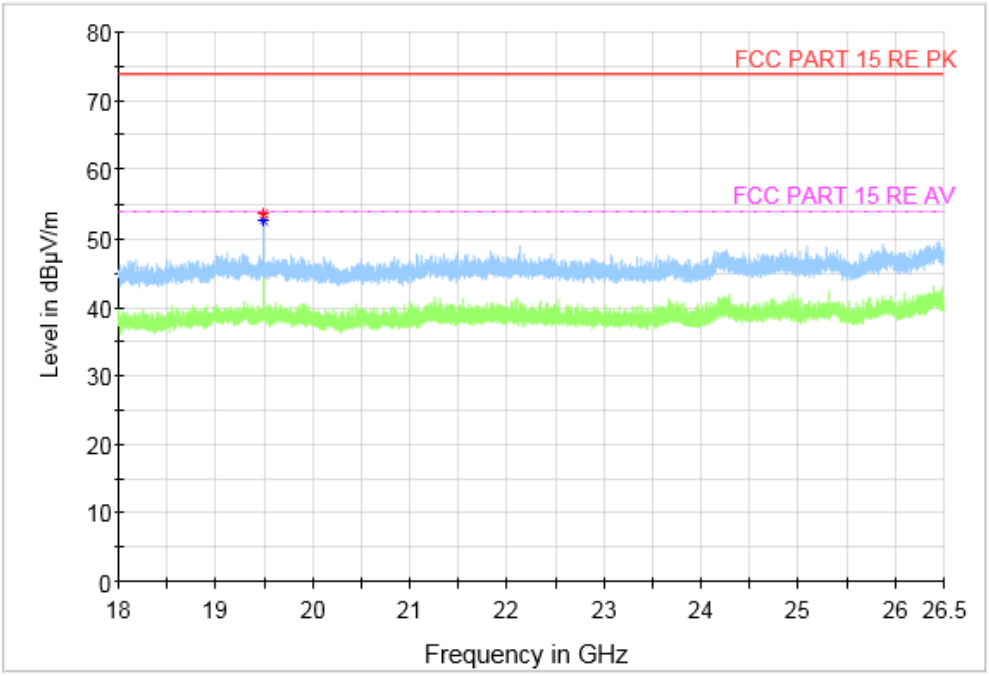


**Fig.104 Radiated Spurious Emission (All Channels, 18 GHz-26.5 GHz), MIMO**

©Copyright. All rights reserved by SAICT.

## A.8 AC Power line Conducted Emission

**Test Condition:**

| Voltage（V） | Frequency（Hz） |
|---|---|
| 120 | 60 |

**Measurement Result and limit:**

WLAN (Quasi-peak Limit)

| Frequency range (MHz) | Quasi-peak Limit (dBμV) | Result (dBμV) | | Conclusion |
|---|---|---|---|---|
| | | Traffic | Idle | |
| 0.15 to 0.5 | 66 to 56 | Fig.105 | Fig.106 | **P** |
| 0.5 to 5 | 56 | | | |
| 5 to 30 | 60 | | | |
| NOTE: The limit decreases linearly with the logarithm of the frequency in the range 0.15 MHz to 0.5 MHz. | | | | |

WLAN (Average Limit)

| Frequency range (MHz) | Average-peak Limit (dBμV) | Result (dBμV) | | Conclusion |
|---|---|---|---|---|
| | | Traffic | Idle | |
| 0.15 to 0.5 | 56 to 46 | Fig 105 | Fig 106 | **P** |
| 0.5 to 5 | 46 | | | |
| 5 to 30 | 50 | | | |
| NOTE: The limit decreases linearly with the logarithm of the frequency in the range 0.15 MHz to 0.5 MHz. | | | | |

**Note:** The measurement results include the L1 and N measurements.

**See below for test graphs.**

**Conclusion: PASS**

©Copyright. All rights reserved by SAICT.

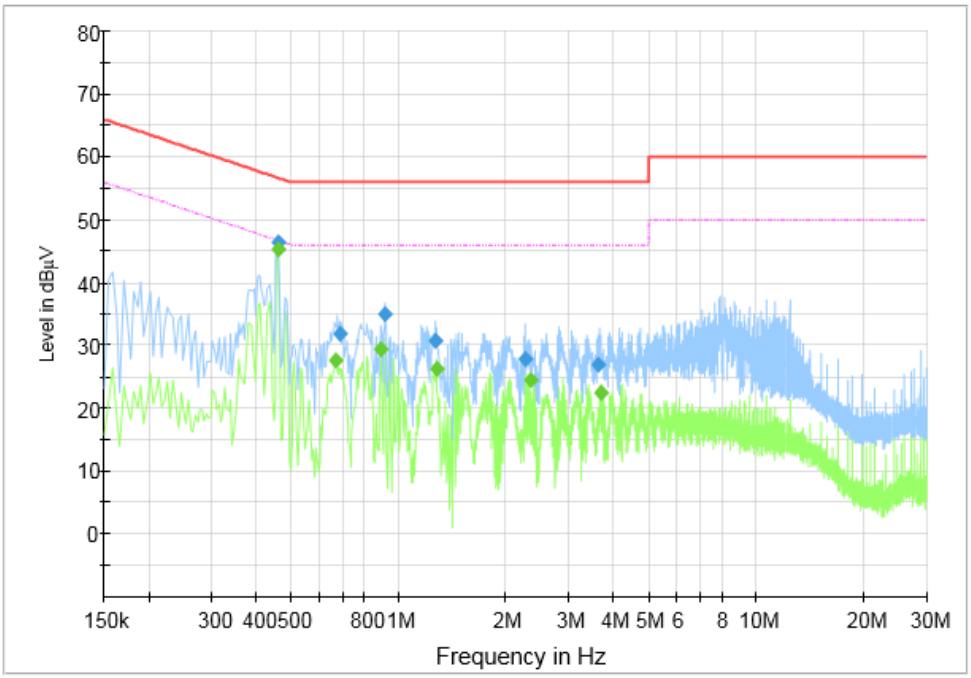


**Fig.105 AC Power line Conducted Emission (Traffic)**

**Measurement Results: Quasi Peak**

| Frequency (MHz) | QuasiPeak (dBµV) | Limit (dBµV) | Margin (dB) | Line | Filter | Corr. (dB) |
|---|---|---|---|---|---|---|
| 0.460 | 46.51 | 56.69 | 10.18 | L1 | ON | 9.6 |
| 0.688 | 31.90 | 56.00 | 24.10 | L1 | ON | 9.6 |
| 0.916 | 34.93 | 56.00 | 21.07 | N | ON | 9.7 |
| 1.268 | 30.65 | 56.00 | 25.35 | L1 | ON | 9.7 |
| 2.260 | 27.86 | 56.00 | 28.14 | N | ON | 9.7 |
| 3.612 | 27.00 | 56.00 | 29.00 | N | ON | 9.7 |

**Measurement Results: Average**

| Frequency (MHz) | Average (dBµV) | Limit (dBµV) | Margin (dB) | Line | Filter | Corr. (dB) |
|---|---|---|---|---|---|---|
| 0.460 | 45.39 | 46.69 | 1.30 | L1 | ON | 9.6 |
| 0.668 | 27.58 | 46.00 | 18.42 | L1 | ON | 9.6 |
| 0.892 | 29.51 | 46.00 | 16.49 | L1 | ON | 9.7 |
| 1.276 | 26.31 | 46.00 | 19.69 | L1 | ON | 9.7 |
| 2.348 | 24.37 | 46.00 | 21.63 | L1 | ON | 9.7 |
| 3.672 | 22.53 | 46.00 | 23.47 | L1 | ON | 9.7 |

*©Copyright. All rights reserved by SAICT.*

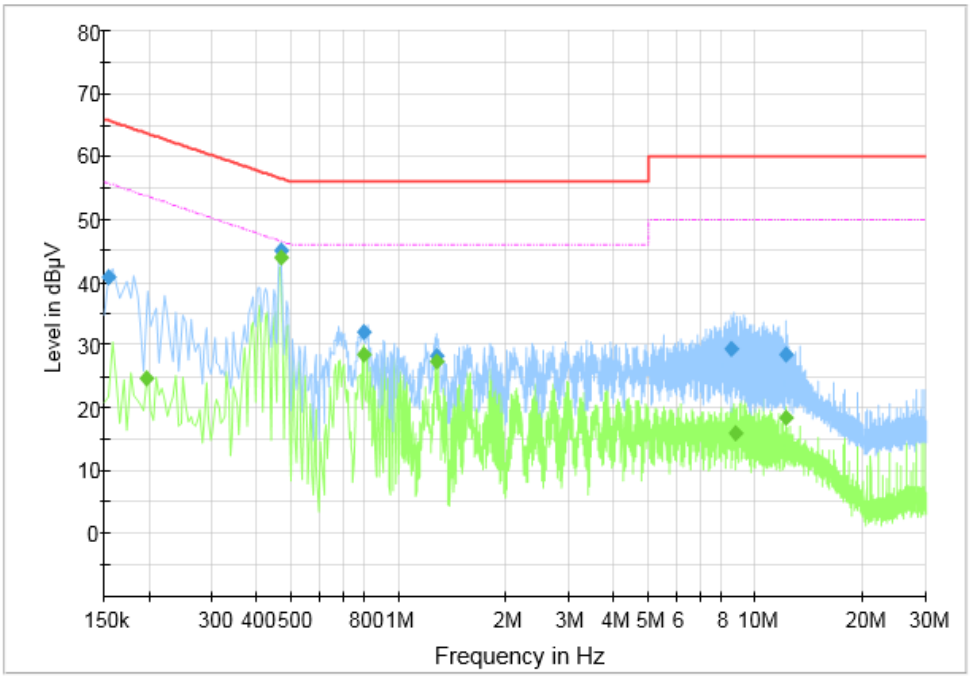


**Fig.106 AC Power line Conducted Emission (Idle)**

**Measurement Results: Quasi Peak**

| Frequency (MHz) | Quasi Peak (dBµV) | Limit (dBµV) | Margin (dB) | Line | Filter | Corr. (dB) |
|---|---|---|---|---|---|---|
| 0.154 | 40.77 | 65.78 | 25.01 | L1 | ON | 9.6 |
| 0.468 | 45.01 | 56.55 | 11.54 | L1 | ON | 9.6 |
| 0.800 | 32.12 | 56.00 | 23.88 | L1 | ON | 9.6 |
| 1.276 | 28.38 | 56.00 | 27.62 | L1 | ON | 9.7 |
| 8.564 | 29.43 | 60.00 | 30.57 | N | ON | 9.7 |
| 12.152 | 28.58 | 60.00 | 31.42 | N | ON | 9.8 |

**Measurement Results: Average**

| Frequency (MHz) | Average (dBµV) | Limit (dBµV) | Margin (dB) | Line | Filter | Corr. (dB) |
|---|---|---|---|---|---|---|
| 0.196 | 24.81 | 53.78 | 28.97 | L1 | ON | 9.6 |
| 0.468 | 43.98 | 46.55 | 2.57 | L1 | ON | 9.6 |
| 0.800 | 28.46 | 46.00 | 17.54 | L1 | ON | 9.6 |
| 1.284 | 27.29 | 46.00 | 18.71 | L1 | ON | 9.7 |
| 8.796 | 15.89 | 50.00 | 34.11 | N | ON | 9.7 |
| 12.152 | 18.49 | 50.00 | 31.51 | N | ON | 9.8 |

*****END OF REPORT*****

*©Copyright. All rights reserved by SAICT.*