LTE band 66, 5MHz (-26dBc)

Frequency(MHz)	Emission Bandwidth (-26dBc)(kHz)	
1745.0	QPSK	16QAM
	4951.92	4951.92

LTE band 66, 5MHz Bandwidth, QPSK (-26dBc BW)

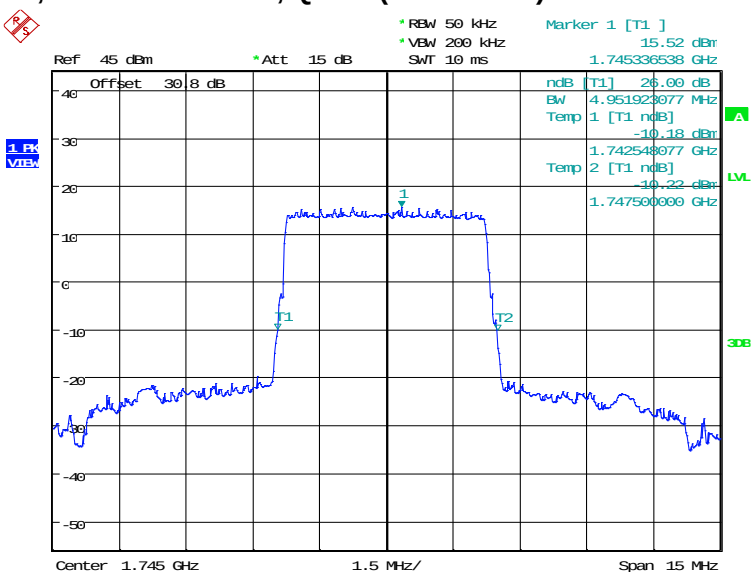

Date: 13.AUG.2024 15:35:33

LTE band 66, 5MHz Bandwidth, 16QAM (-26dBc BW)

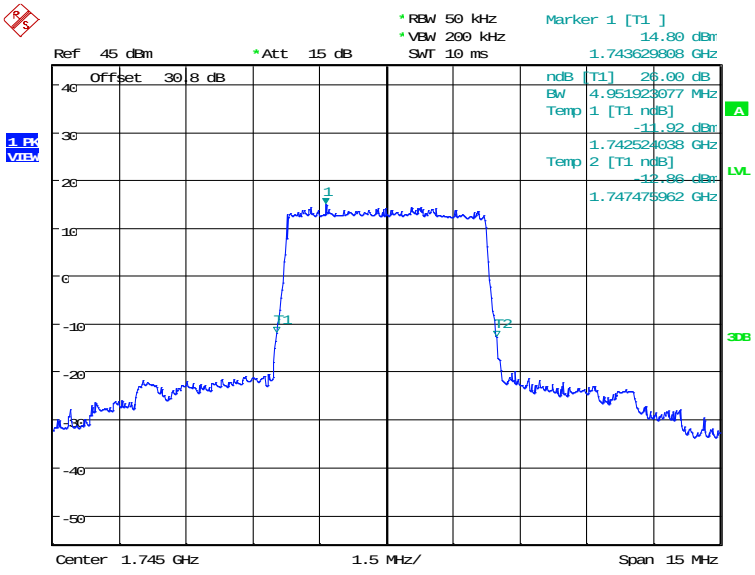

Date: 13.AUG.2024 15:36:13

©Copyright. All rights reserved by CTTL.

LTE band 66, 10MHz (-26dBc)

Frequency(MHz)	Emission Bandwidth (-26dBc)(kHz)	
1745.0	QPSK	16QAM
	9807.69	9807.69

LTE band 66, 10MHz Bandwidth, QPSK (-26dBc BW)

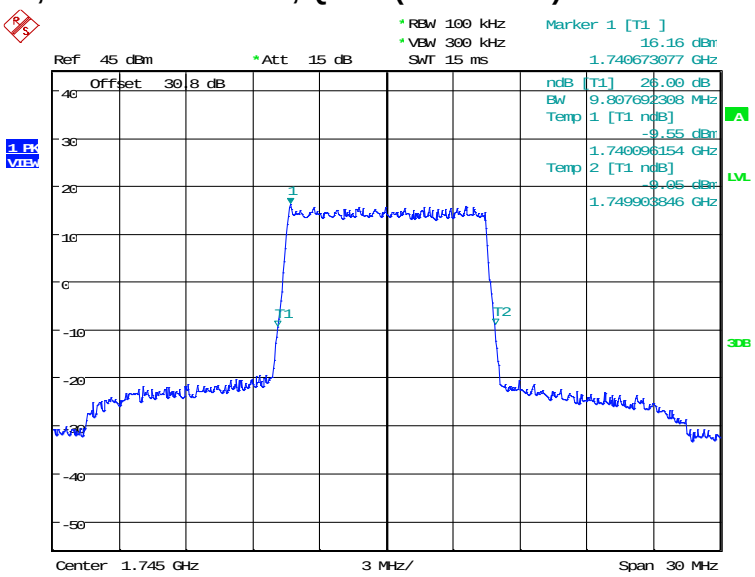

Date: 13.AUG.2024 15:36:56

LTE band 66, 10MHz Bandwidth, 16QAM (-26dBc BW)

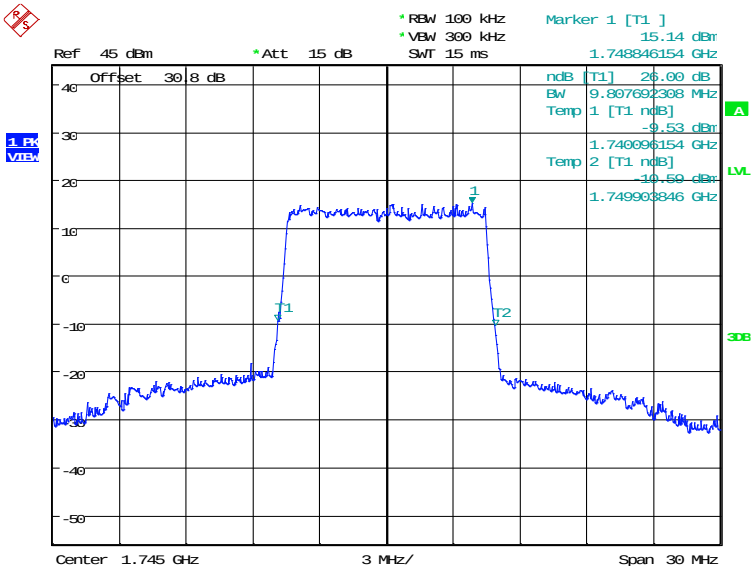

Date: 13.AUG.2024 15:37:37

©Copyright. All rights reserved by CTTL.

LTE band 66, 15MHz (-26dBc)

Frequency(MHz)	Emission Bandwidth (-26dBc)(kHz)	
1745.0	QPSK	16QAM
	14927.88	14711.54

LTE band 66, 15MHz Bandwidth, QPSK (-26dBc BW)

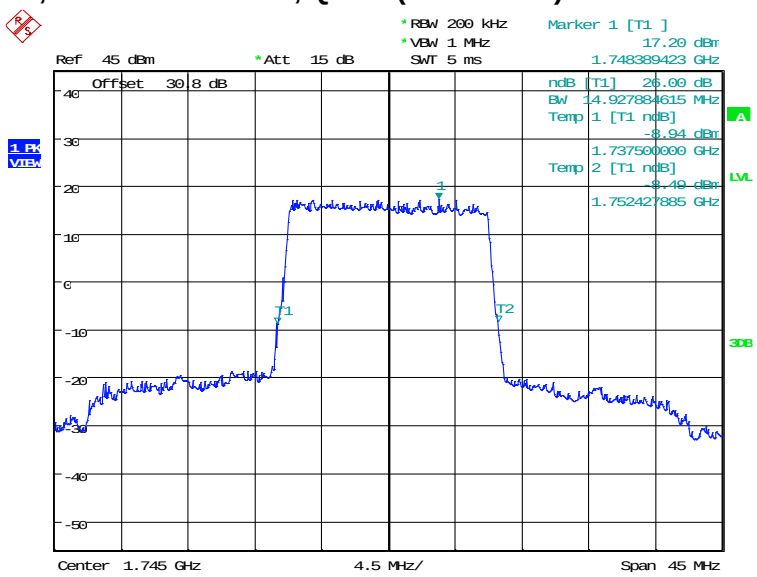

Date: 13.AUG.2024 15:38:19

LTE band 66, 15MHz Bandwidth, 16QAM (-26dBc BW)

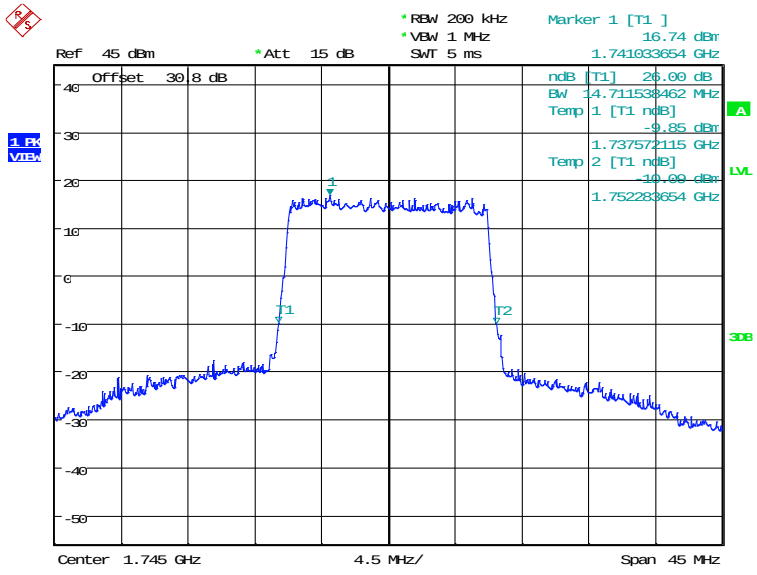

Date: 13.AUG.2024 15:39:00

©Copyright. All rights reserved by CTTL.

LTE band 66, 20MHz (-26dBc)

Frequency(MHz)	Emission Bandwidth (-26dBc)(kHz)	
1745.0	QPSK	16QAM
	19615.38	19615.38

LTE band 66, 20MHz Bandwidth, QPSK (-26dBc BW)

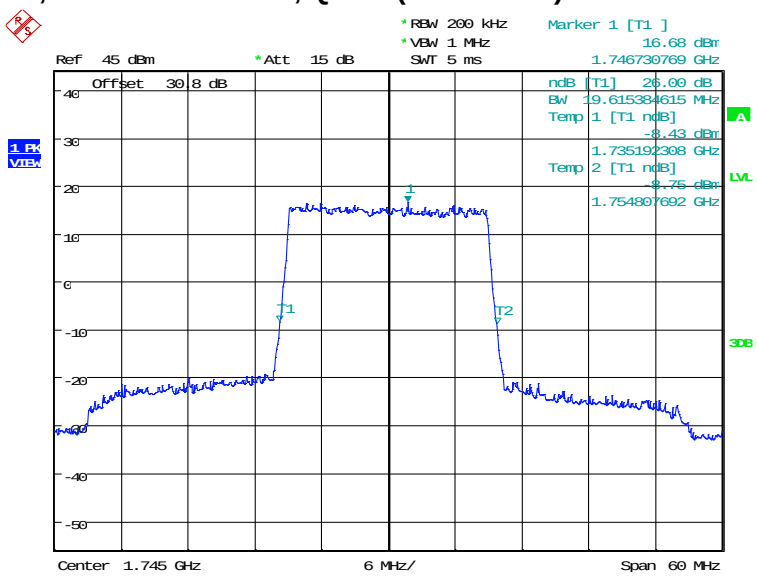

Date: 13.AUG.2024 15:39:42

LTE band 66, 20MHz Bandwidth, 16QAM (-26dBc BW)

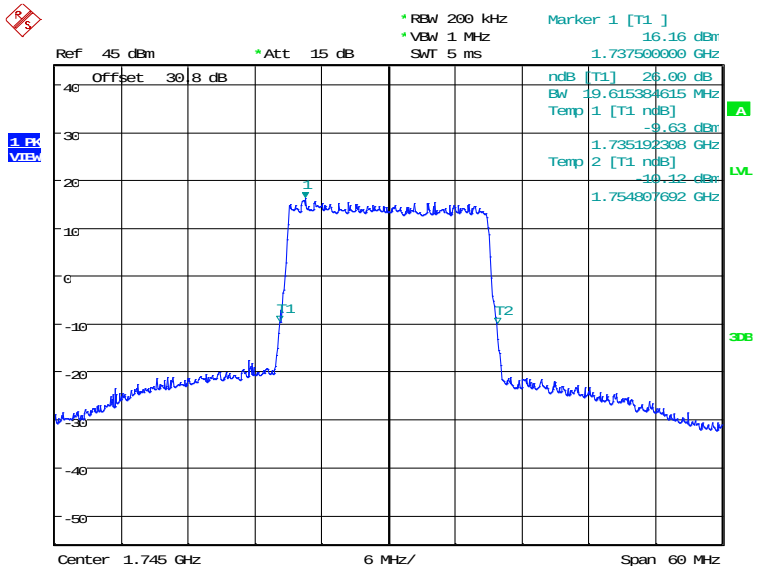

Date: 13.AUG.2024 15:40:22

Note: Expanded measurement uncertainty is U = 3428 Hz, *k* = 2.

©Copyright. All rights reserved by CTTL.

A.6 Band Edge Compliance

A.6.1 Measurement limit

Part 22.917, Part 24.238 and Part 27.53(h) specify that the power of any emission outside of the authorized operating frequency ranges must be attenuated below the transmitting power (P) by a factor of at least 43 + 10 log(P) dB.

Part 27.53(m) specifies for mobile digital stations, the attenuation factor shall be not less than 40 + 10 log (P) dB on all frequencies between the channel edge and 5 megahertz from the channel edge, 43 + 10 log (P) dB on all frequencies between 5 megahertz and X megahertz from the channel edge, and 55 + 10 log (P) dB on all frequencies more than X megahertz from the channel edge, where X is the greater of 6 megahertz or the actual emission bandwidth as defined in paragraph (m)(6) of this section. In addition, the attenuation factor shall not be less that 43 + 10 log (P) dB on all frequencies between 2490.5 MHz and 2496 MHz and 55 + 10 log (P) dB at or below 2490.5 MHz. Mobile Satellite Service licensees operating on frequencies below 2495 MHz may also submit a documented interference complaint against BRS licensees operating on channel BRS Channel 1 on the same terms and conditions as adjacent channel BRS or EBS licensees.

Part 27.53(c) states for operations in the 746-758 MHz band and the 776-788 MHz band, the power of any emission outside the licensee's frequency band(s) of operation shall be attenuated below the transmitter power (P) within the licensed band(s) of operation, measured in watts, in accordance with the following:(1) On any frequency outside the 746-758 MHz band, the power of any emission shall be attenuated outside the band below the transmitter power (P) by at least 43 + 10 log (P) dB;(2) On any frequency outside the 776-788 MHz band, the power of any emission shall be attenuated outside the band below the transmitter power (P) by at least 43 + 10 log (P) dB;(4) On all frequencies between 763-775 MHz and 793-805 MHz, by a factor not less than 65 + 10 log (P) dB in a 6.25 kHz band segment, for mobile and portable stations.

Part 27.53(g) states for operations in the 600 MHz band and the 698–746 MHz band, the power of any emission outside a licensee’s frequency band(s) of operation shall be attenuated below the transmitter power (P) within the licensed band(s) of operation, measured in watts, by at least 43 + 10 log (P) dB. Compliance with this provision is based on the use of measurement instrumentation employing a resolution bandwidth of 100 kilohertz or greater. However, in the 100 kilohertz bands immediately outside and adjacent to a licensee’s frequency block, a resolution bandwidth of at least 30 kHz may be employed.

Part 90.691 states that out-of-band emission requirement shall apply only to the ‘‘outer’’ channels included in an EA license and to spectrum adjacent to interior channels used by incumbent licensees. The emission limits are as follows:For any frequency removed from the EA licensee’s frequency block by up to and including 37.5 kHz, the power of any emission shall be attenuated below the transmitter power (P) in watts by at least $116Log_{10}(f/6.1)$ decibels or 50 + 10 $Log_{10}(P)$ decibels or 80 decibels, whichever is the lesser attenuation, where f is the frequency removed from the center of the outer channel in the block in kilohertz and where f is greater than 12.5 kHz. For any frequency removed from the EA licensee’s frequency block greater than 37.5 kHz, the power of any emission shall be attenuated below the transmitter power (P) in watts by at least 43 +

©Copyright. All rights reserved by CTTL.

$10Log_{10}(P)$ decibels or 80 decibels, whichever is the lesser attenuation, where f is the frequency removed from the center of the outer channel in the block in kilohertz and where f is greater than 37.5 kHz.

The spectrum analyzer readings are corrected by [10 log (1/duty cycle)] for the non-continuous transmitting scenario.

©Copyright. All rights reserved by CTTL.

A.6.2 Measurement result

Only the worst case result is given below

LTE band 2

OBW: 1RB-low_offset

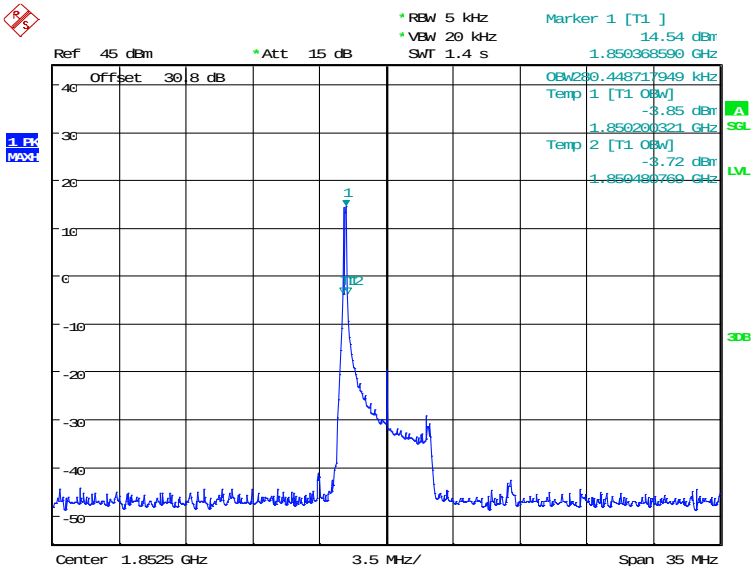

Date: 13.AUG.2024 17:05:49

LOW BAND EDGE BLOCK-1RB-low_offset

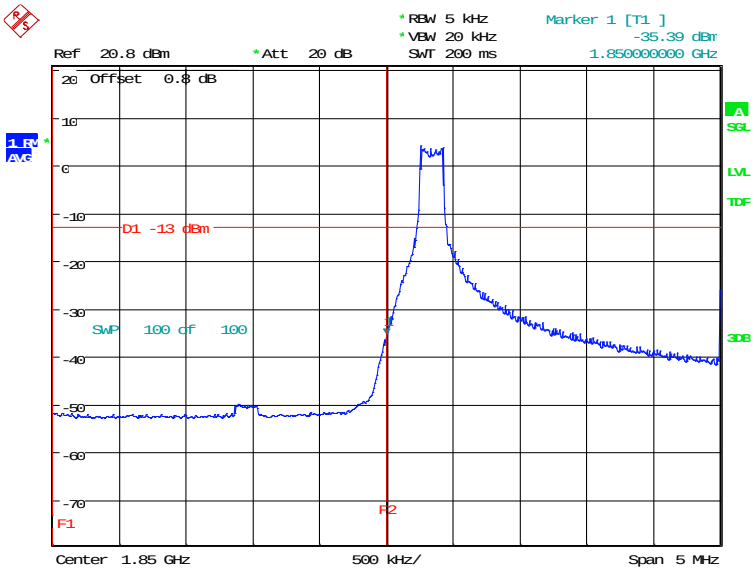

Date: 13.AUG.2024 17:07:03

©Copyright. All rights reserved by CTTL.

OBW: 1RB-high_offset

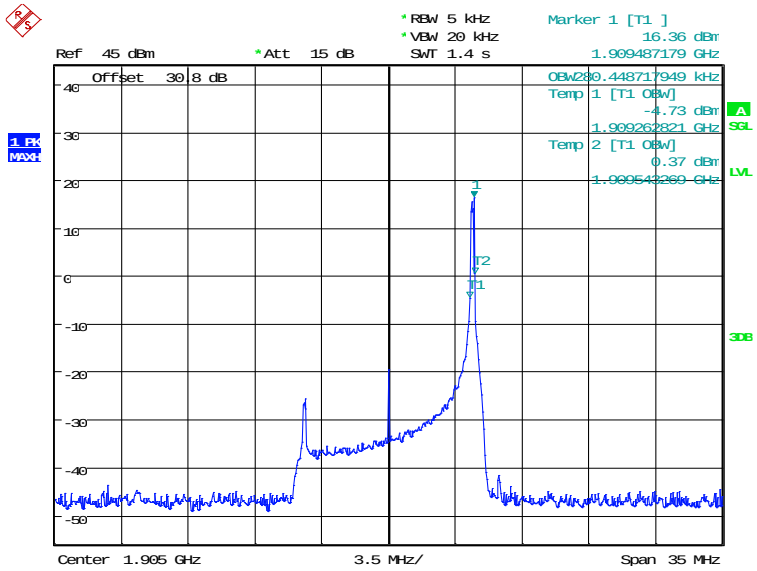

Date: 13.AUG.2024 17:07:41

HIGH BAND EDGE BLOCK-1RB-high_offset

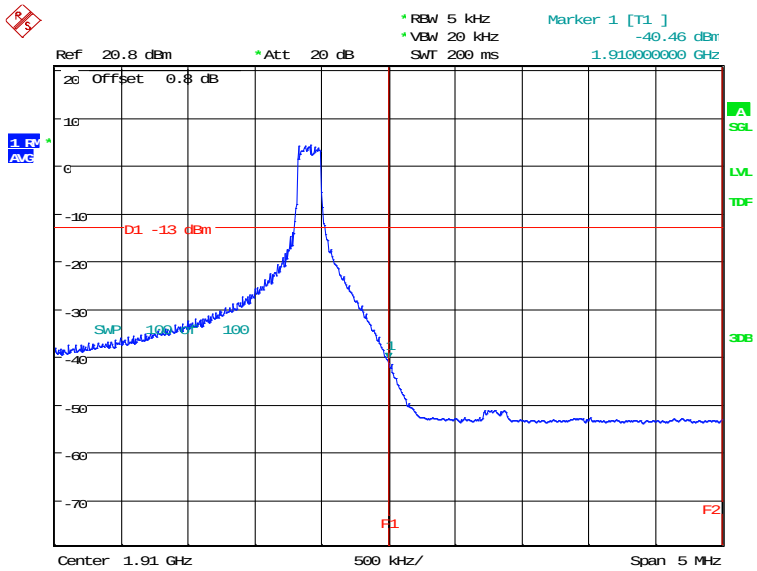

Date: 13.AUG.2024 17:08:55

©Copyright. All rights reserved by CTTL.

LOW BAND EDGE BLOCK-20MHz-100%RB

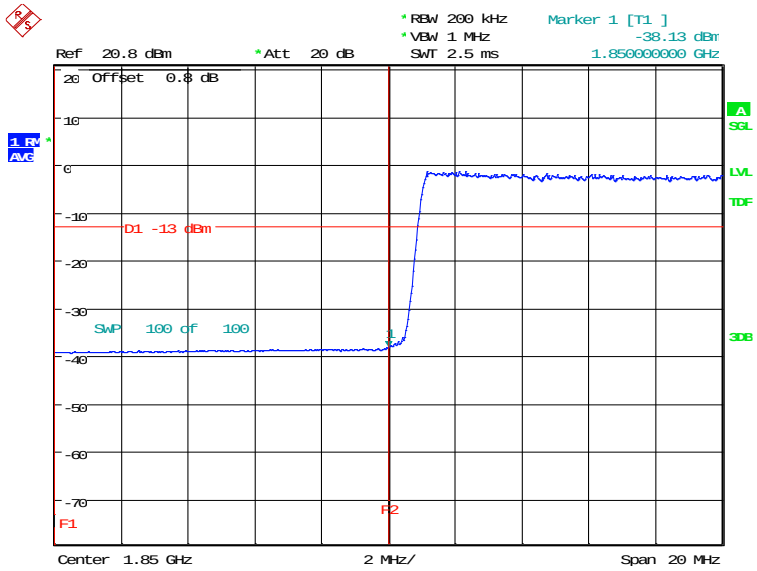

Date: 13.AUG.2024 15:48:24

HIGH BAND EDGE BLOCK-20MHz-100%RB

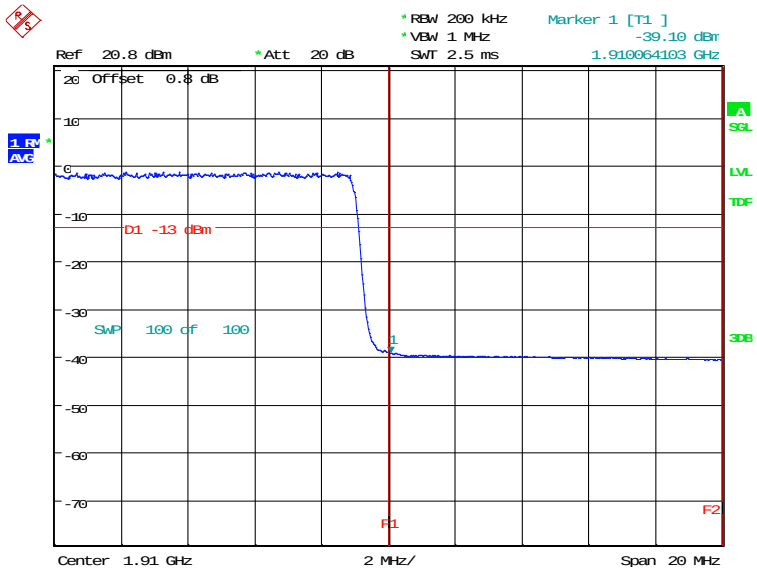

Date: 13.AUG.2024 15:49:57

©Copyright. All rights reserved by CTTL.

LTE band 4

OBW: 1RB-low_offset

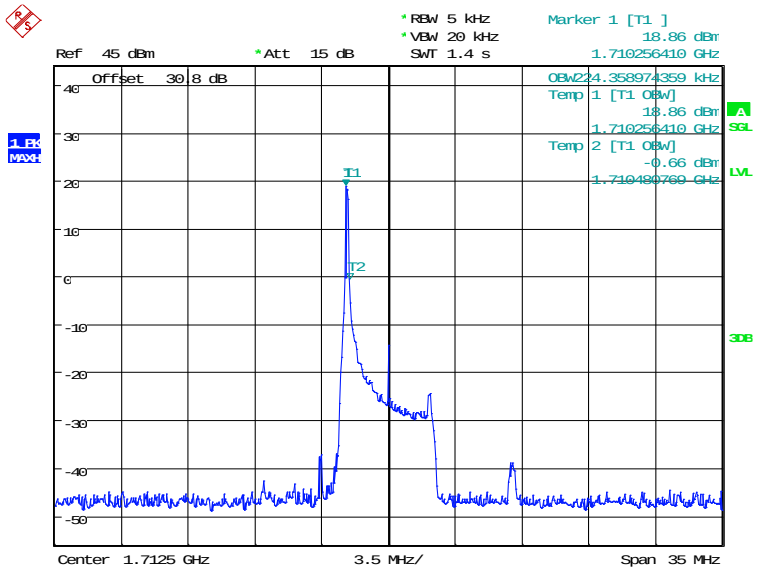

Date: 13.AUG.2024 17:09:34

LOW BAND EDGE BLOCK-1RB-low_offset

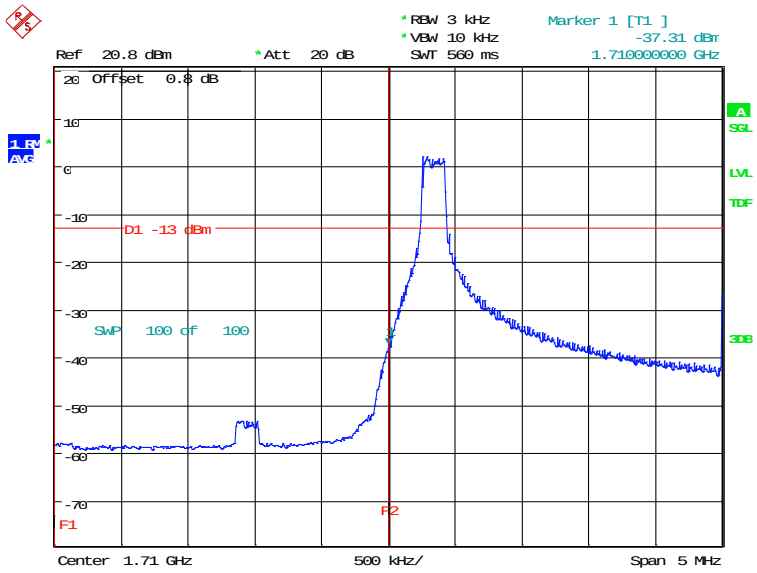

Date: 13.AUG.2024 17:10:48

©Copyright. All rights reserved by CTTL.

OBW: 1RB-high_offset

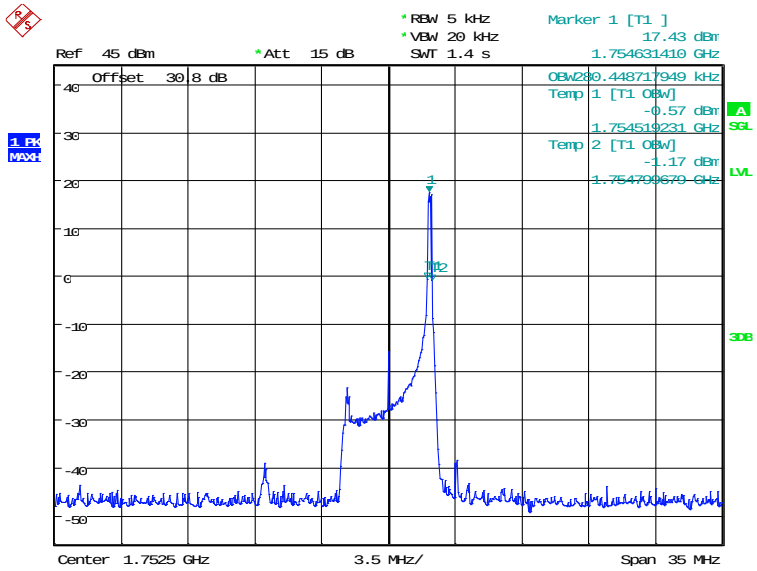

Date: 13.AUG.2024 17:11:24

HIGH BAND EDGE BLOCK-1RB-high_offset

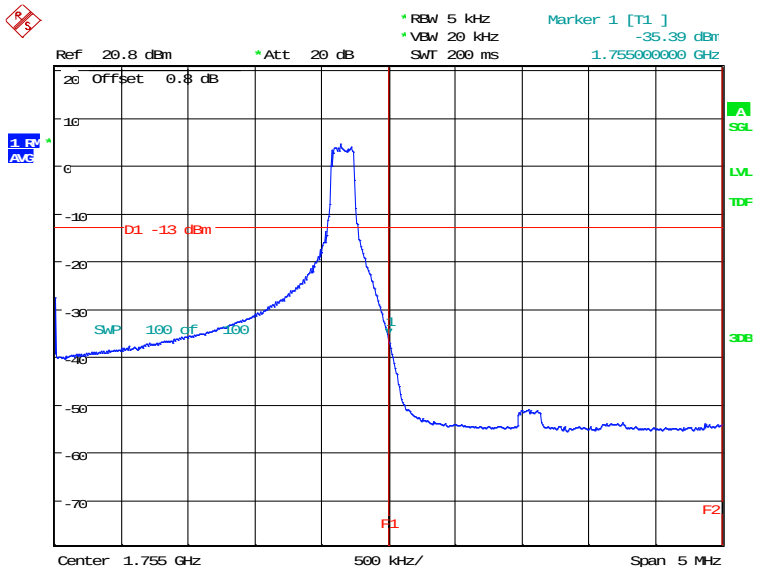

Date: 13.AUG.2024 17:12:39

©Copyright. All rights reserved by CTTL.

LOW BAND EDGE BLOCK-20MHz-100%RB

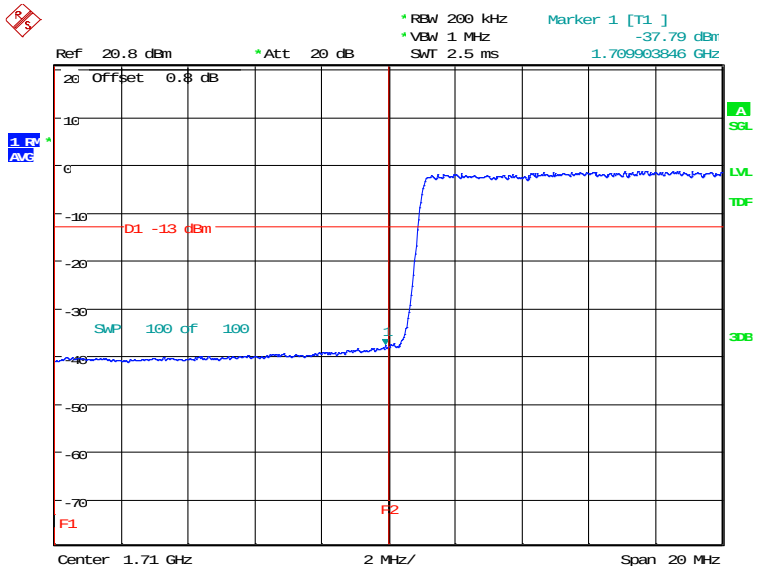

Date: 13.AUG.2024 16:51:20

HIGH BAND EDGE BLOCK-20MHz-100%RB

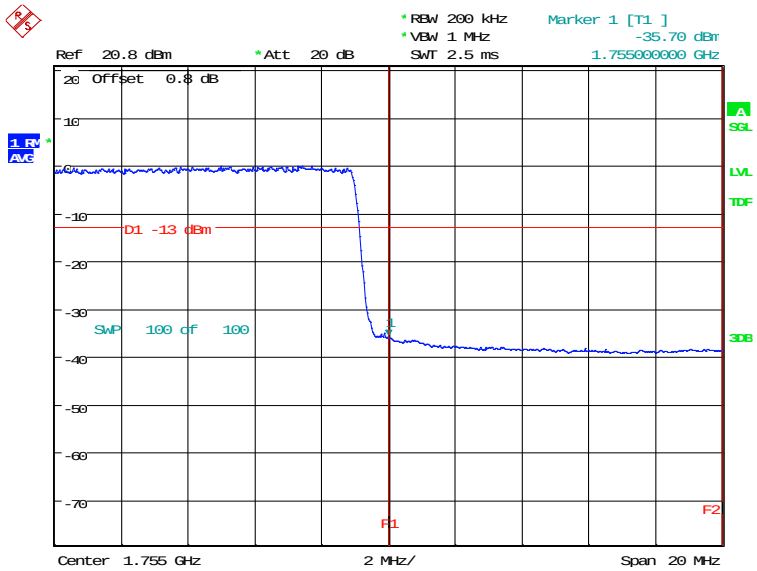

Date: 13.AUG.2024 16:52:52

©Copyright. All rights reserved by CTTL.

LTE band 5

OBW: 1RB-low_offset

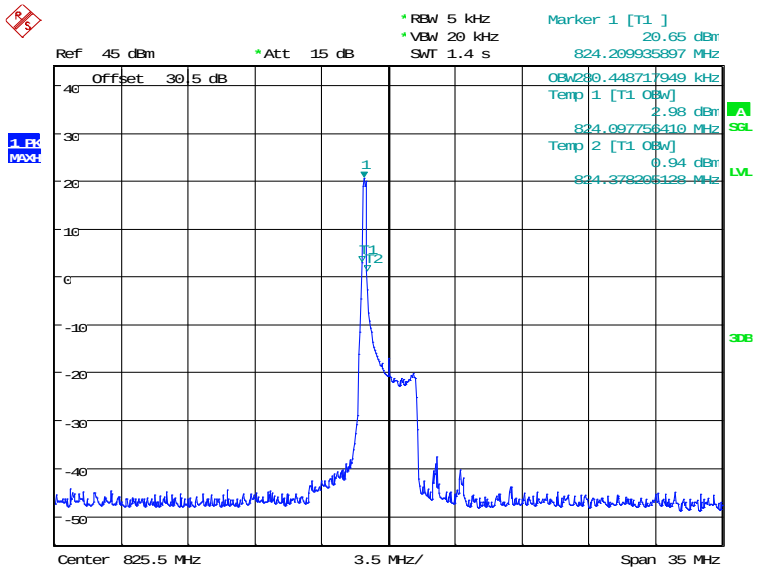

Date: 2.AUG.2024 10:54:50

LOW BAND EDGE BLOCK-1RB-low_offset

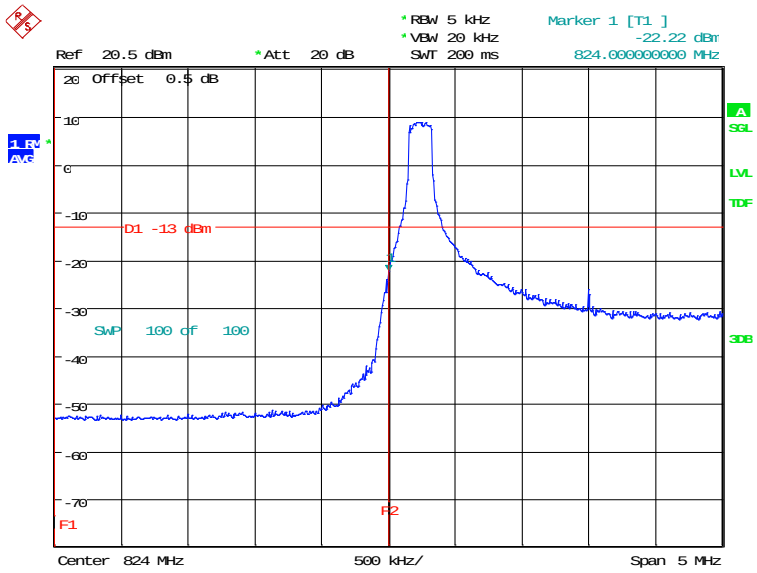

Date: 2.AUG.2024 10:56:05

©Copyright. All rights reserved by CTTL.

OBW: 1RB-high_offset

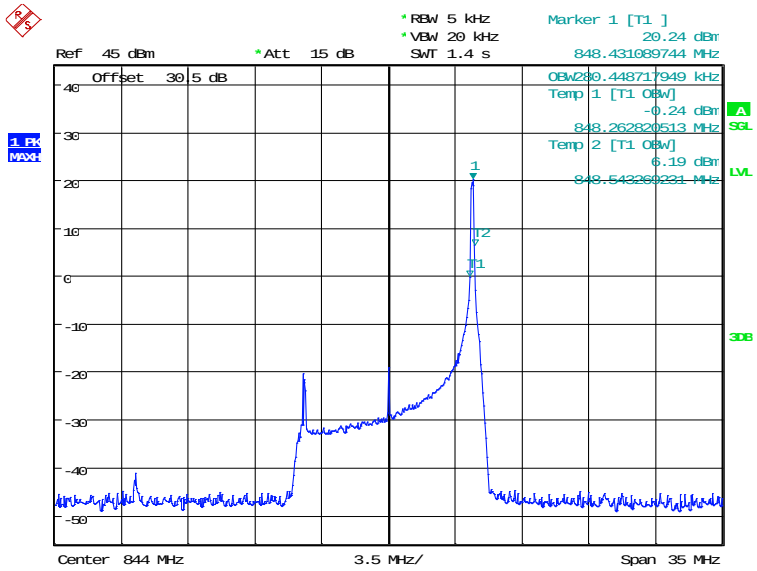

Date: 2.AUG.2024 10:58:15

HIGH BAND EDGE BLOCK-1RB-high_offset

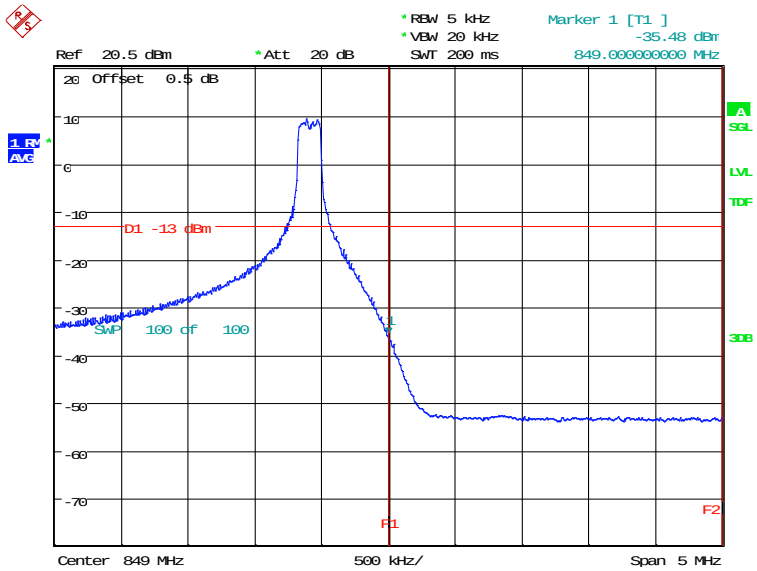

Date: 2.AUG.2024 10:59:29

©Copyright. All rights reserved by CTTL.

LOW BAND EDGE BLOCK-10MHz-100%RB

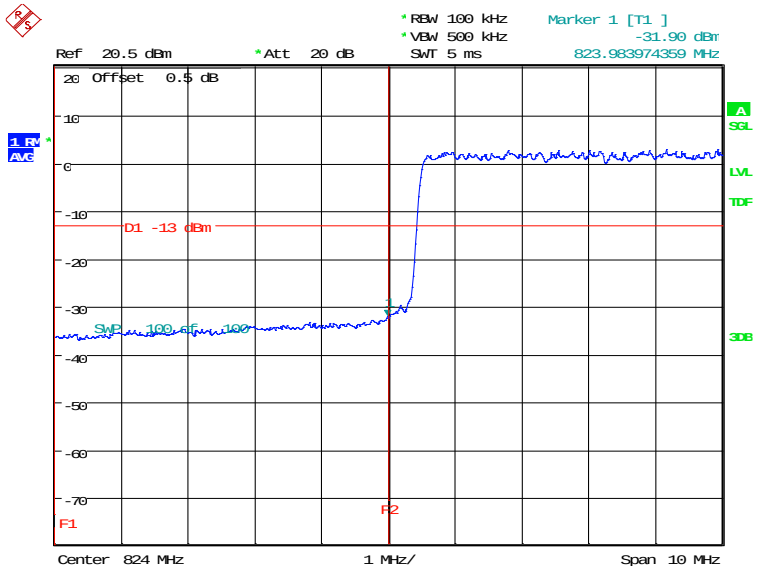

Date: 2.AUG.2024 10:56:41

HIGH BAND EDGE BLOCK-10MHz-100%RB

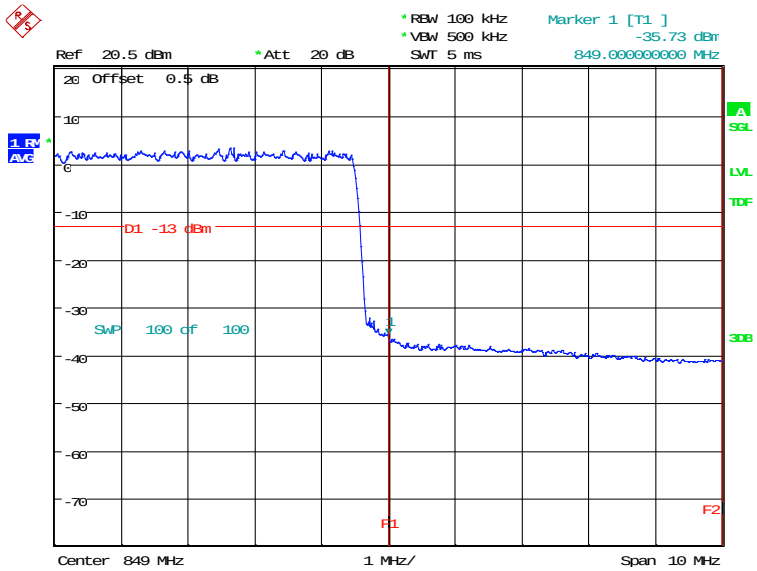

Date: 2.AUG.2024 11:00:03

©Copyright. All rights reserved by CTTL.

LTE band 7

OBW: 1RB-low_offset

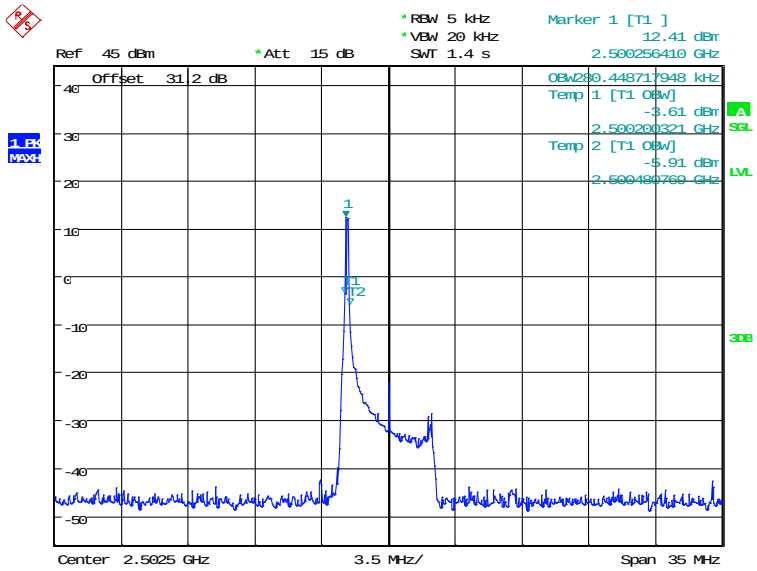

Date: 13.AUG.2024 17:13:16

LOW BAND EDGE BLOCK-1RB-low_offset

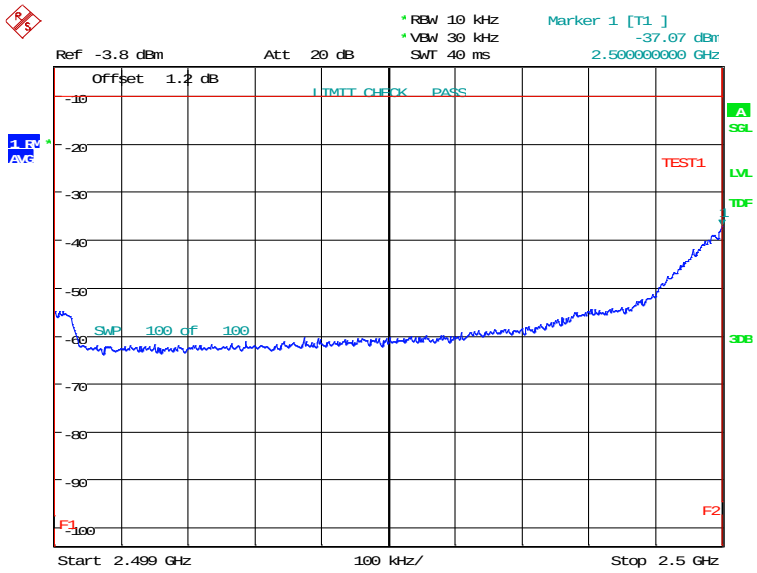

Date: 13.AUG.2024 17:14:37

©Copyright. All rights reserved by CTTL.

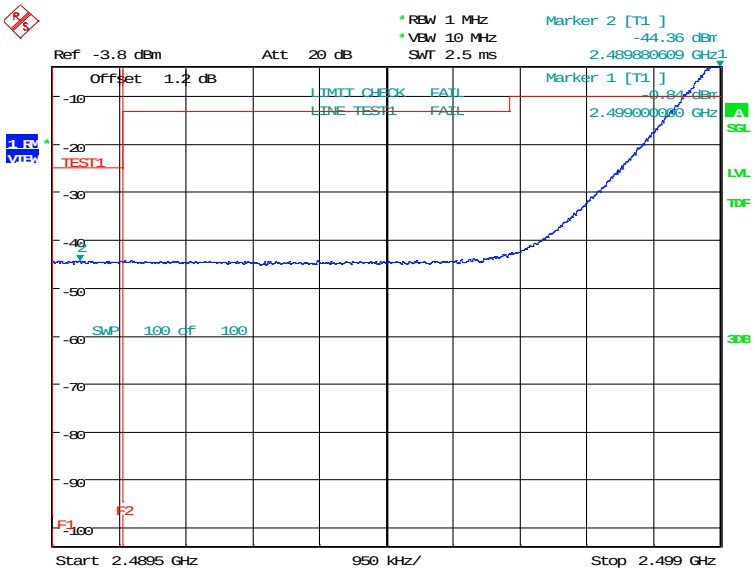

Date: 13.AUG.2024 17:16:27

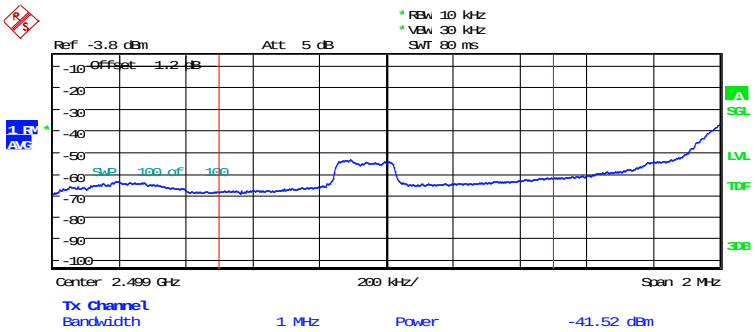

Date: 13.AUG.2024 17:16:54

©Copyright. All rights reserved by CTTL.

OBW: 1RB-high_offset

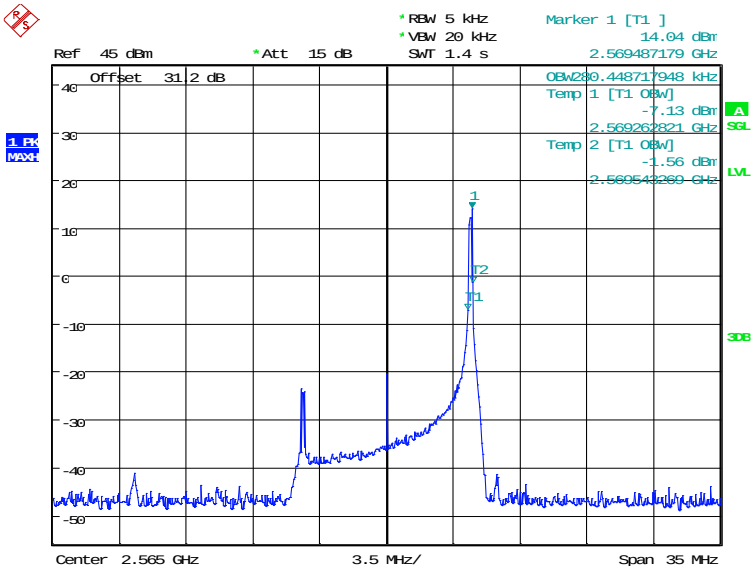

Date: 13.AUG.2024 17:17:32

HIGH BAND EDGE BLOCK-1RB-high_offset

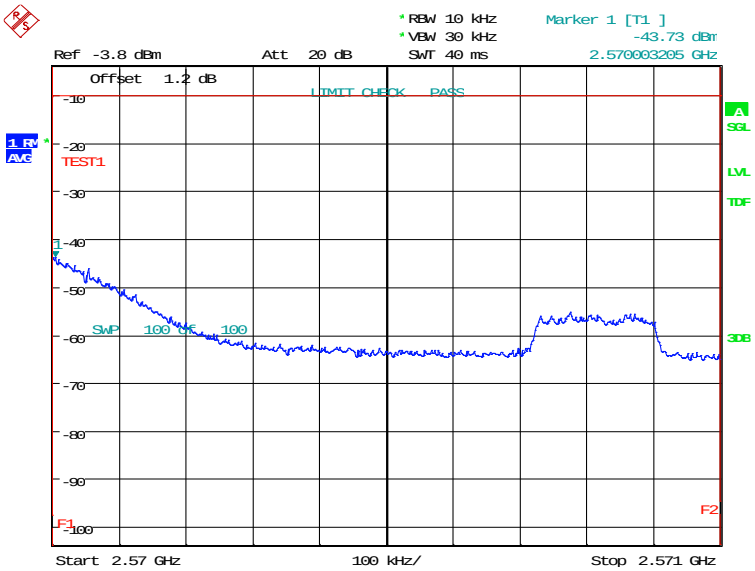

Date: 13.AUG.2024 17:18:53

©Copyright. All rights reserved by CTTL.

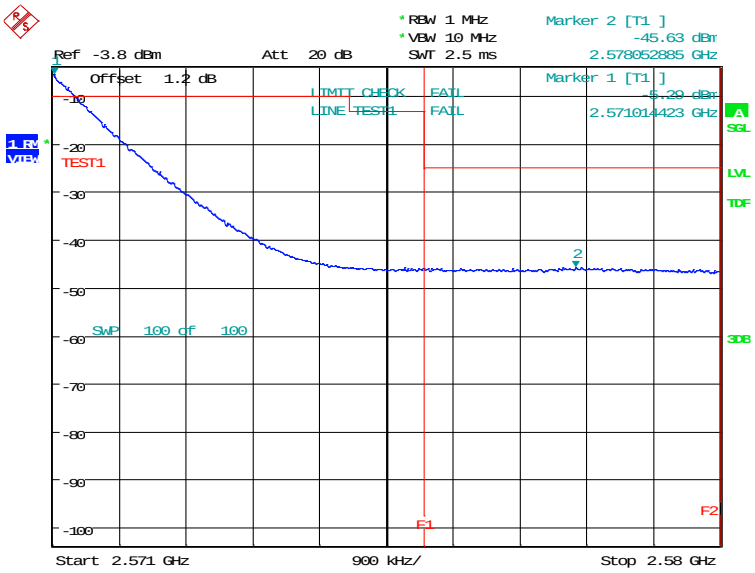

Date: 13.AUG.2024 17:20:42

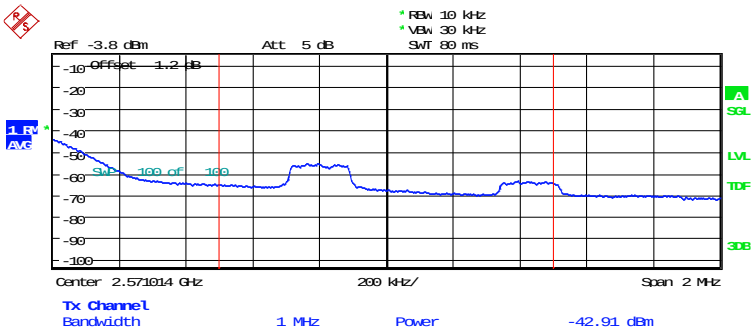

Date: 13.AUG.2024 17:21:10

©Copyright. All rights reserved by CTTL.

LOW BAND EDGE BLOCK-20MHz-100%RB

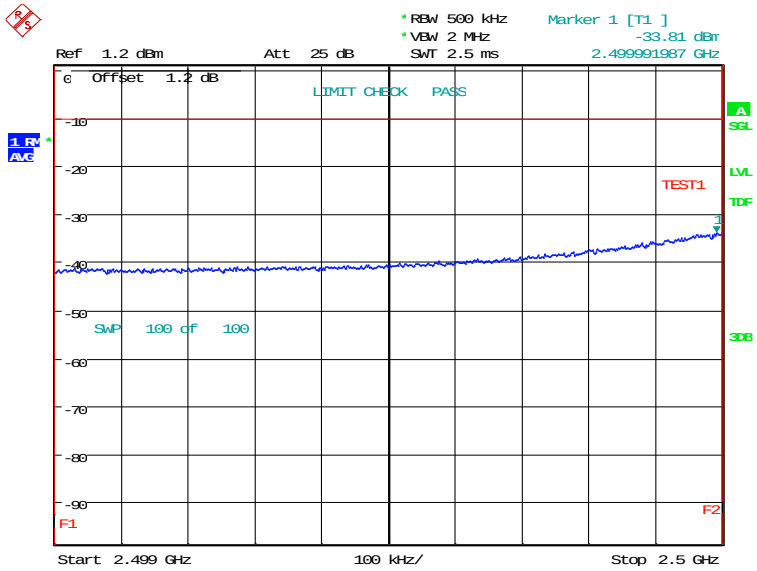

Date: 13.AUG.2024 15:52:55

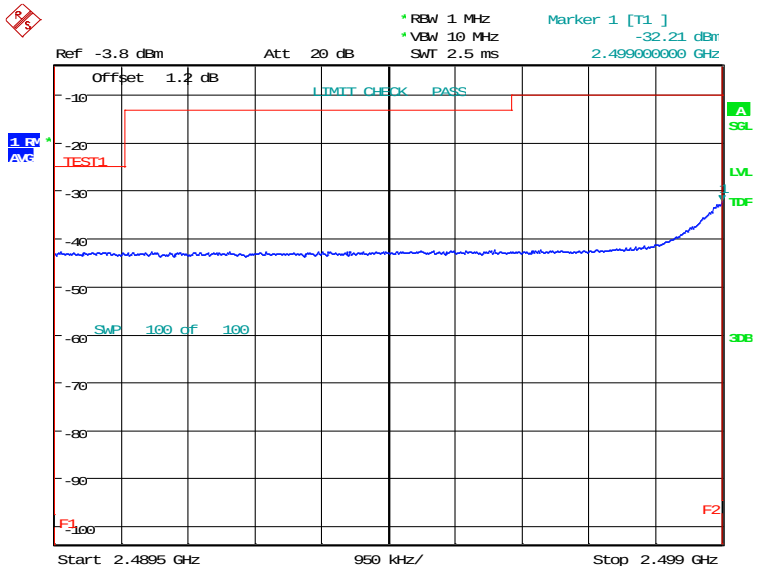

Date: 13.AUG.2024 15:54:36

©Copyright. All rights reserved by CTTL.

HIGH BAND EDGE BLOCK-20MHz-100%RB

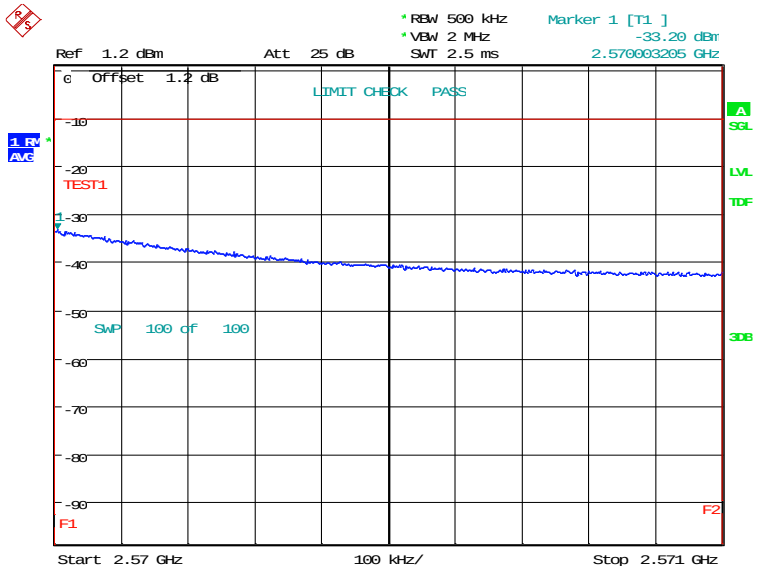

Date: 13.AUG.2024 15:57:36

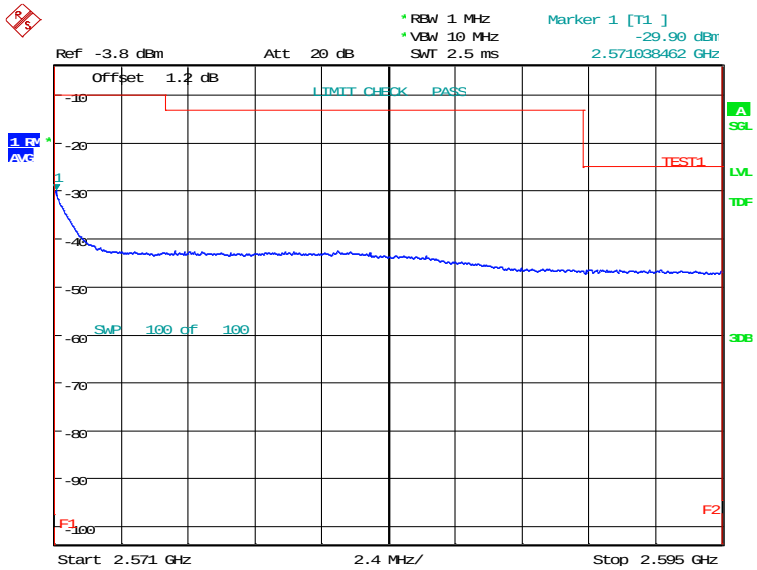

Date: 13.AUG.2024 15:59:17

©Copyright. All rights reserved by CTTL.

LTE band 12

LOW BAND EDGE BLOCK-1RB-low_offset

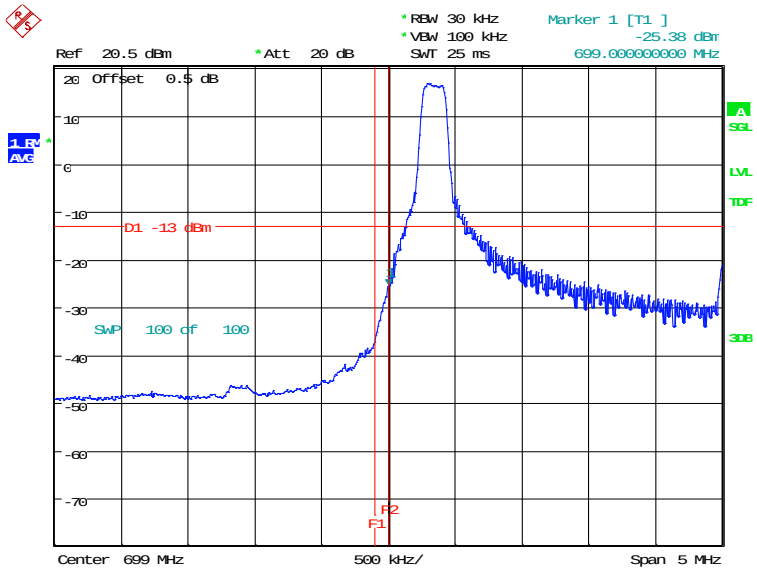

Date: 2.AUG.2024 11:10:32

HIGH BAND EDGE BLOCK-1RB-high_offset

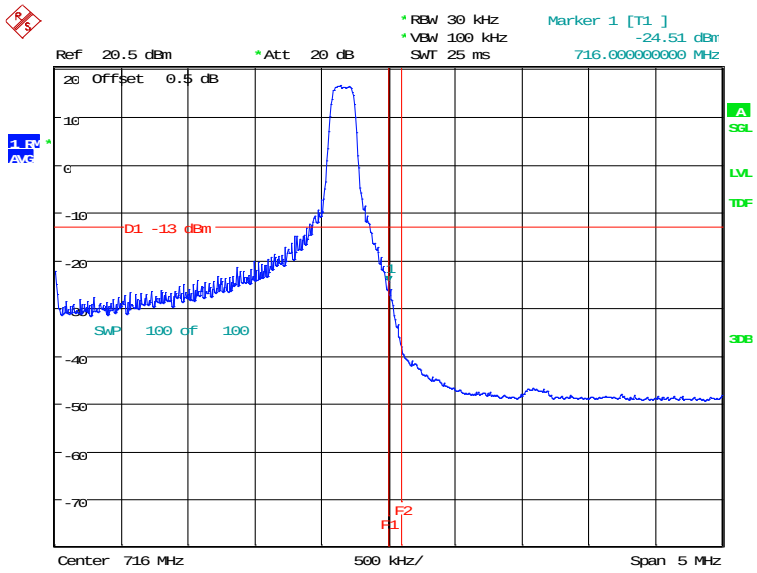

Date: 2.AUG.2024 11:11:28

©Copyright. All rights reserved by CTTL.

LOW BAND EDGE BLOCK-10MHz-100%RB

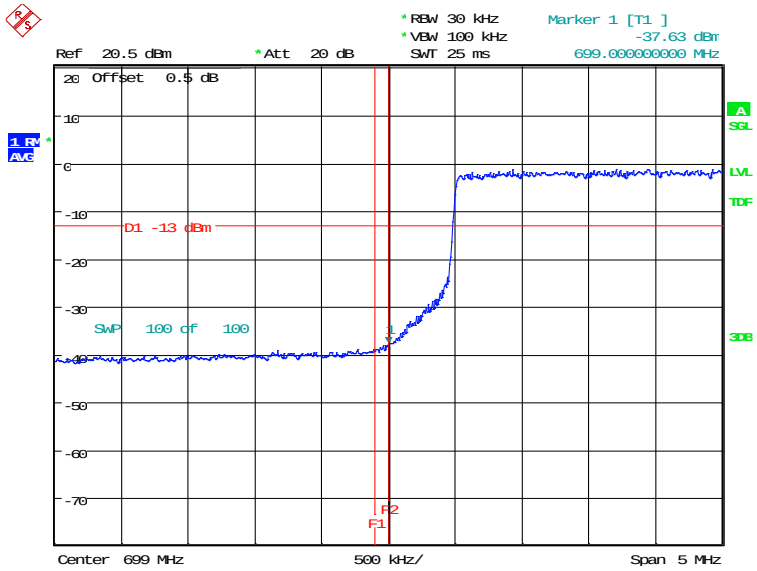

Date: 30.JUL.2024 12:28:40

HIGH BAND EDGE BLOCK-10MHz-100%RB

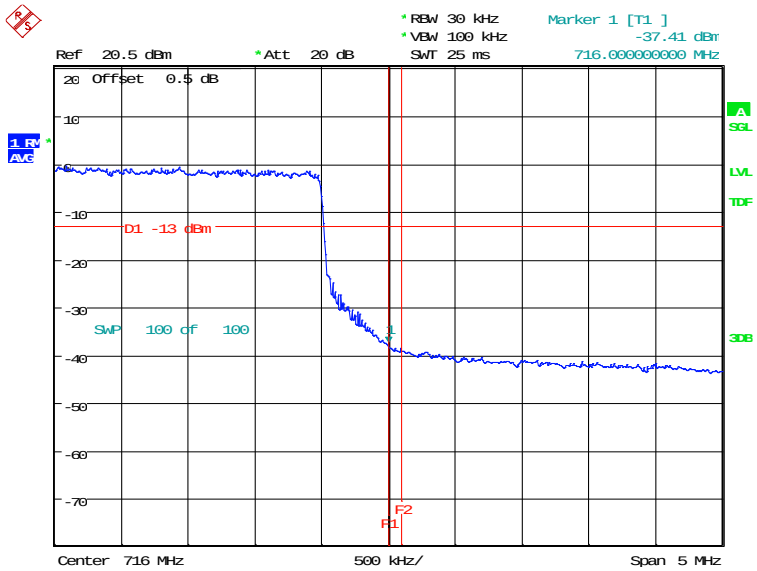

Date: 30.JUL.2024 12:30:13

©Copyright. All rights reserved by CTTL.

LTE band 13

LOW BAND EDGE BLOCK-1RB-low_offset

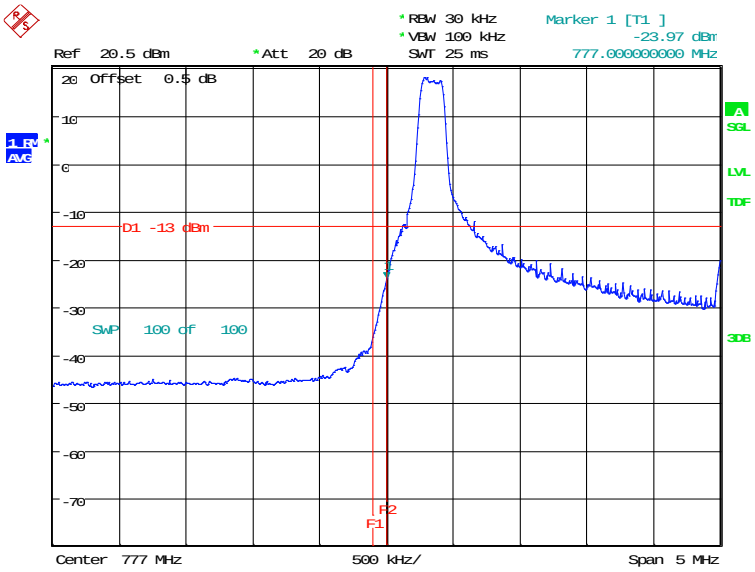

Date: 2.AUG.2024 11:12:25

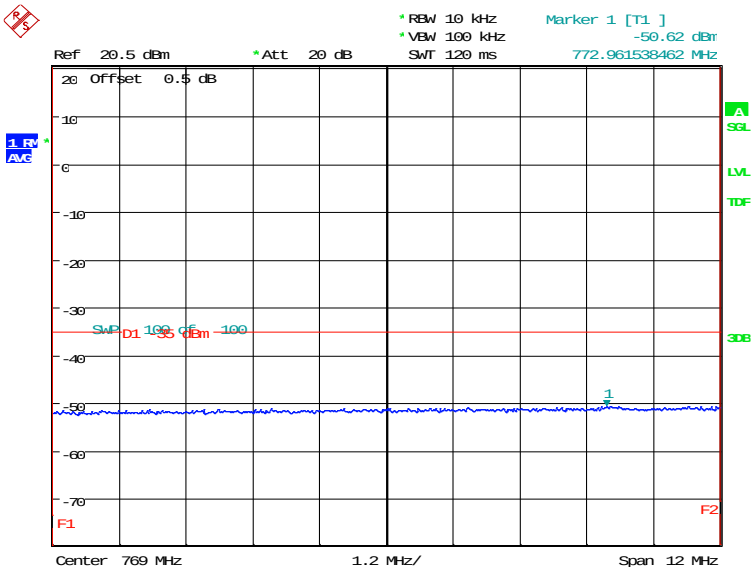

Date: 2.AUG.2024 11:13:04

©Copyright. All rights reserved by CTTL.

HIGH BAND EDGE BLOCK-1RB-high_offset

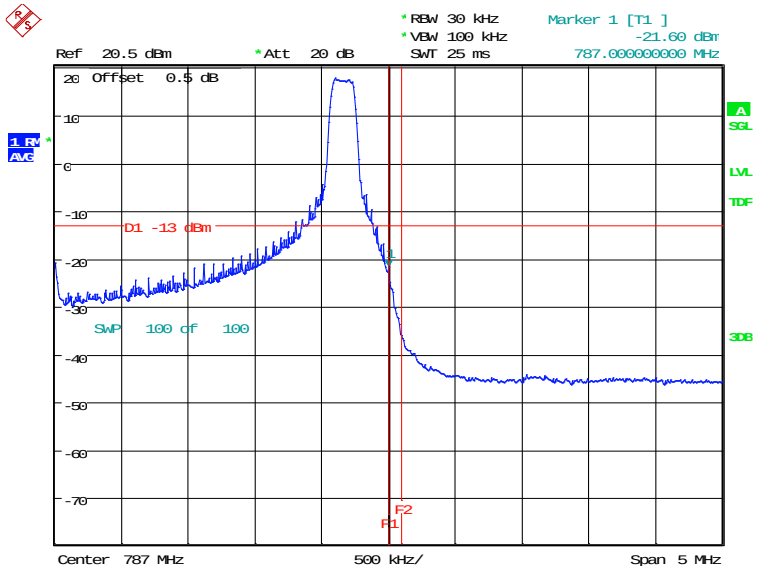

Date: 2.AUG.2024 11:13:59

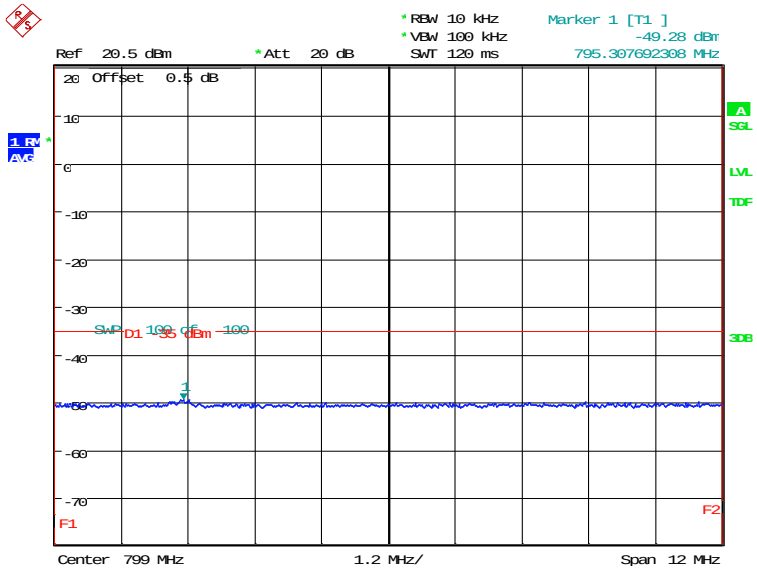

Date: 2.AUG.2024 11:14:39

©Copyright. All rights reserved by CTTL.

LOW BAND EDGE BLOCK-10MHz-100%RB

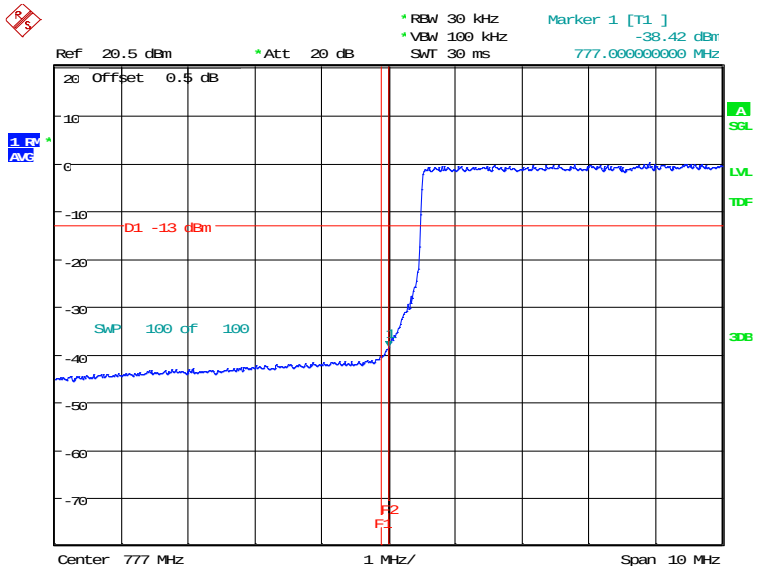

Date: 30.JUL.2024 12:31:48

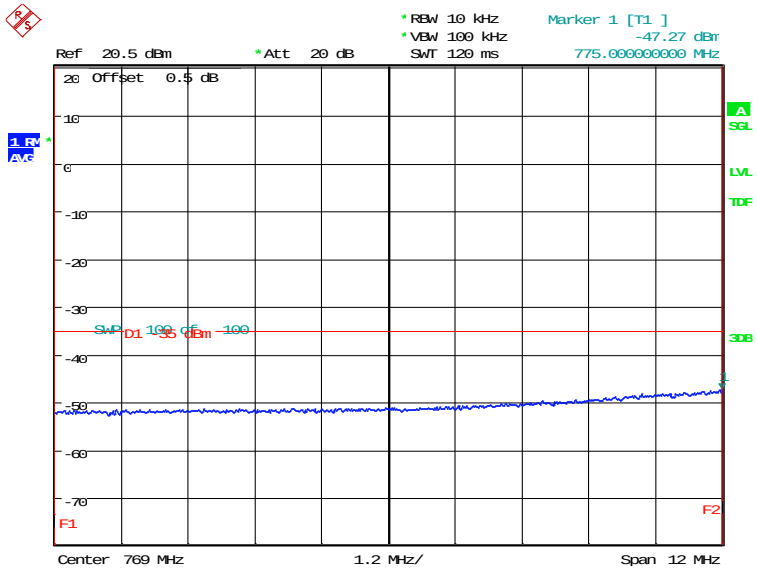

Date: 30.JUL.2024 12:32:27

©Copyright. All rights reserved by CTTL.

HIGH BAND EDGE BLOCK-10MHz-100%RB

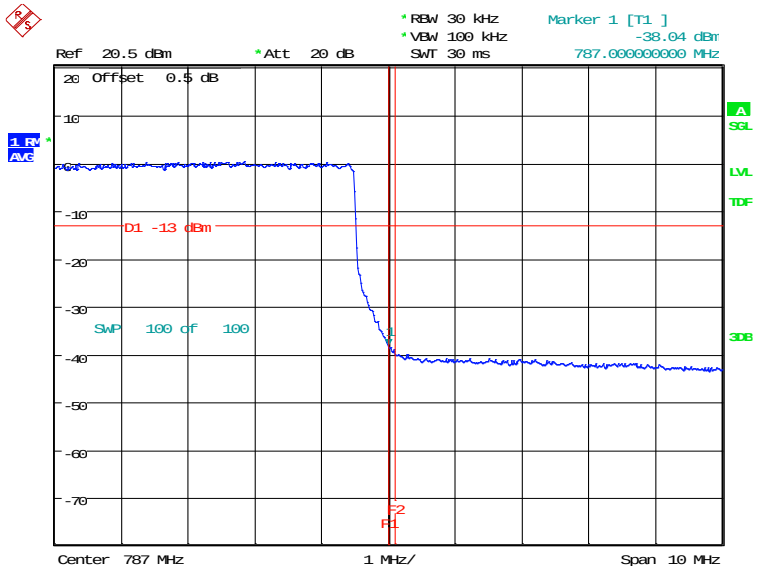

Date: 30.JUL.2024 12:34:00

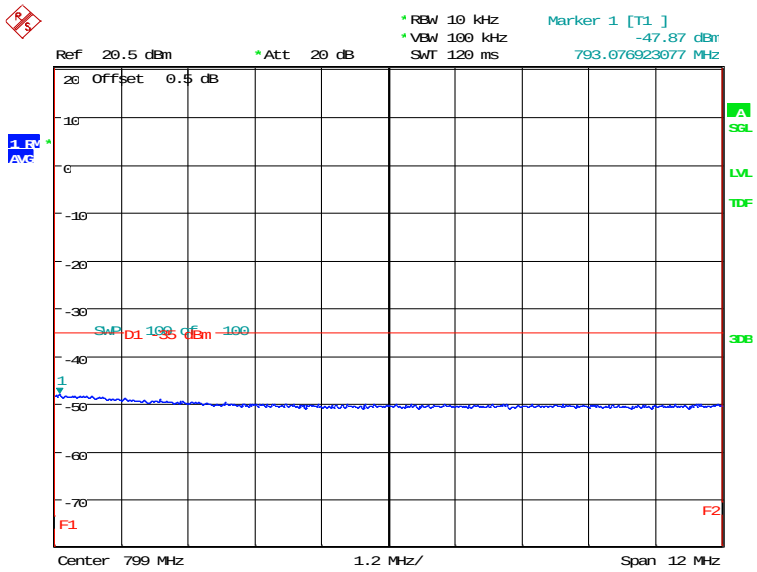

Date: 30.JUL.2024 12:34:40

©Copyright. All rights reserved by CTTL.

LTE band 17

LOW BAND EDGE BLOCK-1RB-low_offset

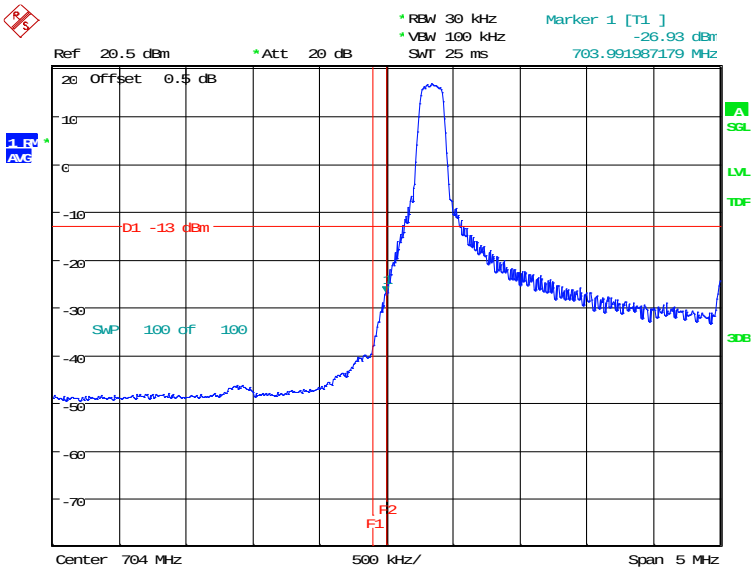

HIGH BAND EDGE BLOCK-1RB-high_offset

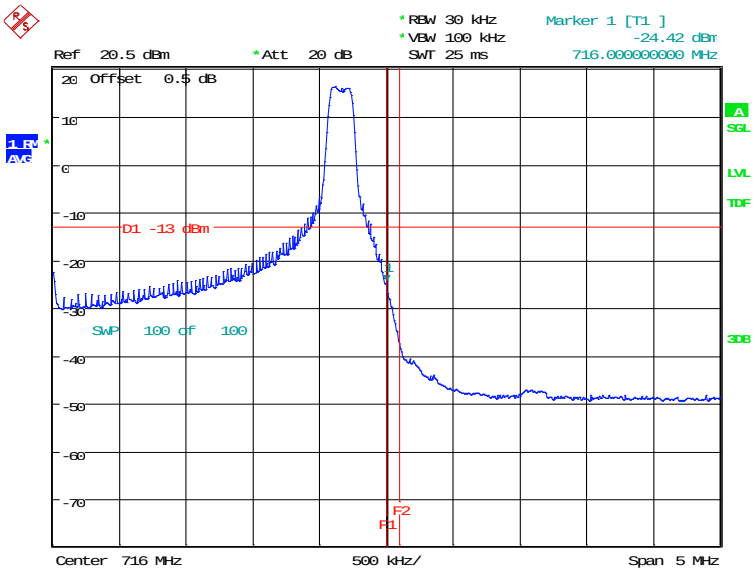

©Copyright. All rights reserved by CTTL.

LOW BAND EDGE BLOCK-10MHz-100%RB

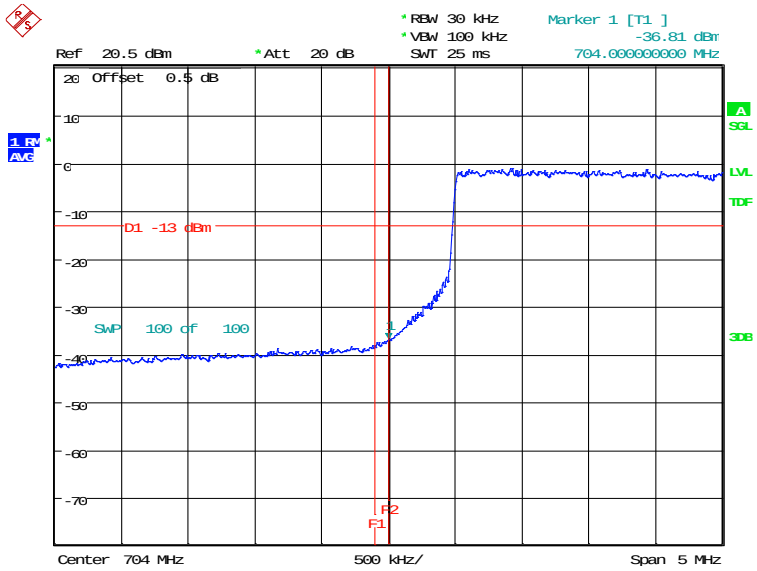

Date: 2.AUG.2024 11:16:13

HIGH BAND EDGE BLOCK-10MHz-100%RB

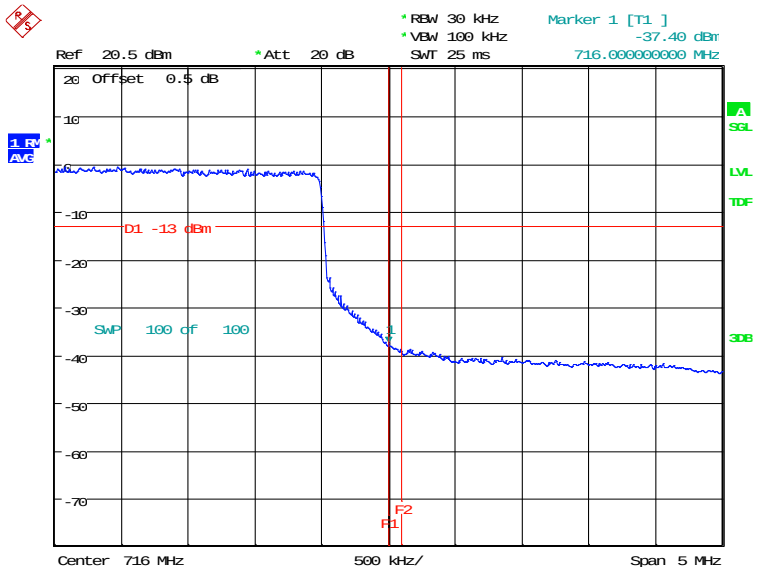

Date: 2.AUG.2024 11:18:45

©Copyright. All rights reserved by CTTL.

LTE band 26(814MHz~824MHz)

OBW: 1RB-low_offset

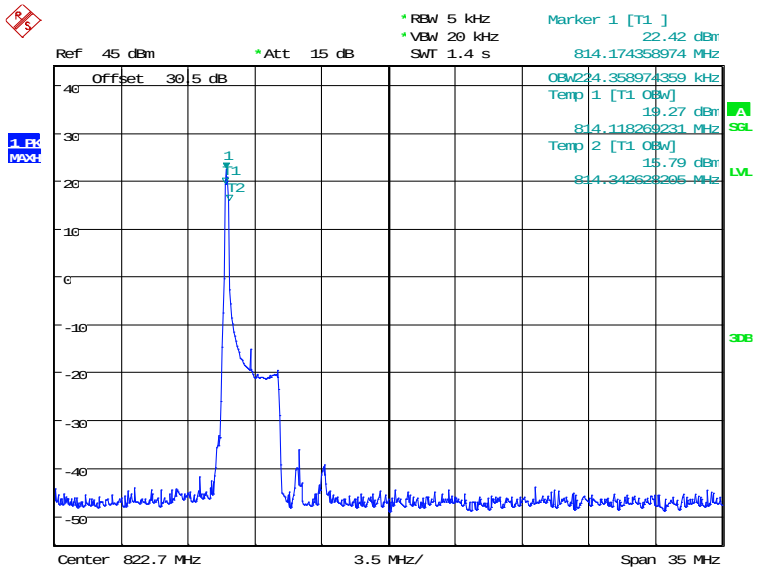

Date: 2.AUG.2024 11:55:35

LOW BAND EDGE BLOCK-1RB-low_offset

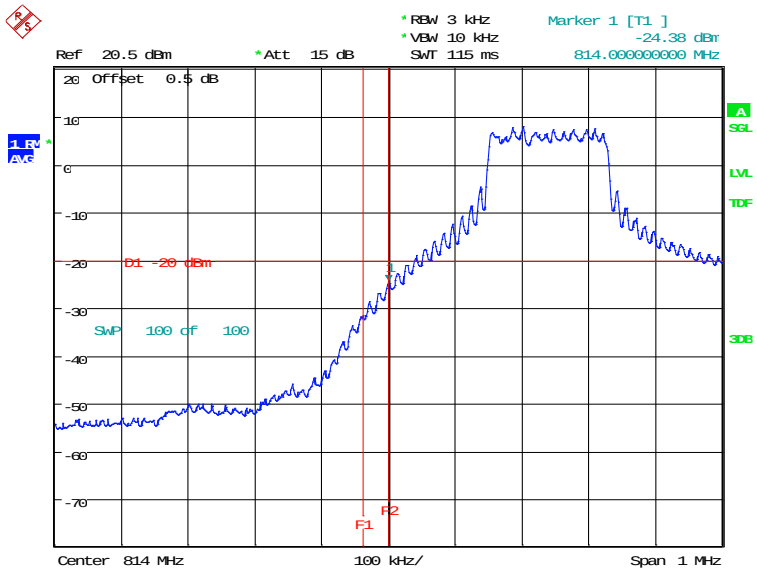

Date: 2.AUG.2024 11:57:07

©Copyright. All rights reserved by CTTL.

©Copyright. All rights reserved by CTTL.

LOW Emission Mask -1RB-low_offset

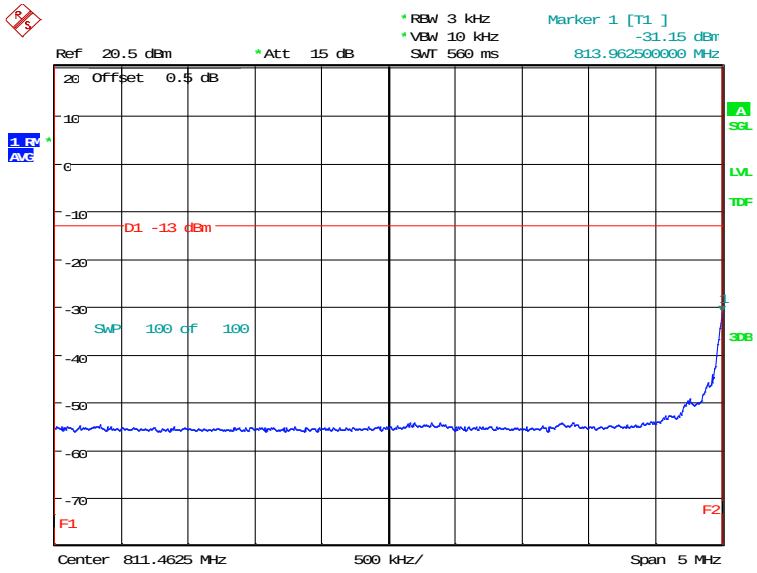

Date: 2.AUG.2024 11:59:24

©Copyright. All rights reserved by CTTL.

OBW: 1RB-high_offset

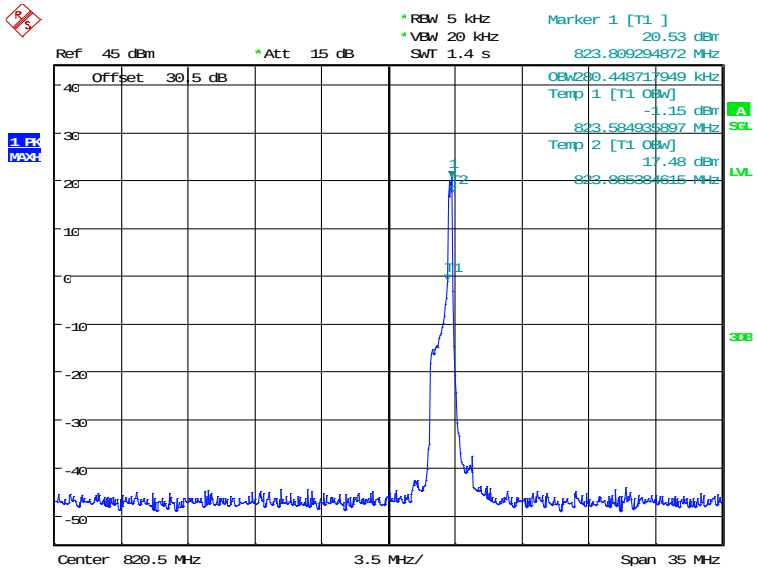

Date: 2.AUG.2024 12:00:03

HIGH BAND EDGE BLOCK-1RB-high_offset

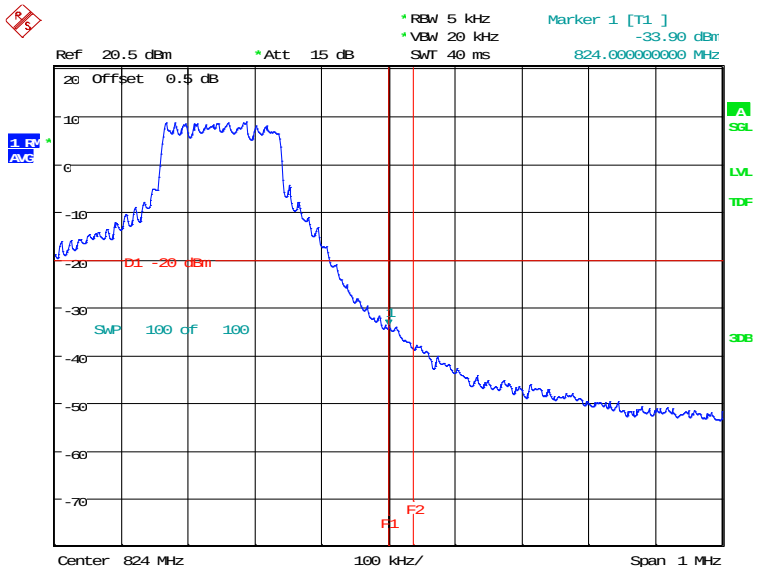

Date: 2.AUG.2024 12:01:27

©Copyright. All rights reserved by CTTL.

HIGH Emission Mask -1RB-high_offset

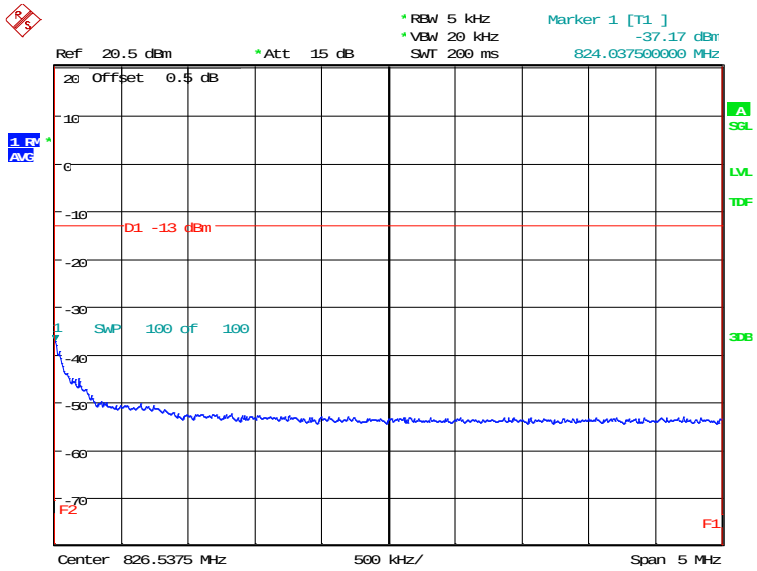

Date: 2.AUG.2024 12:03:09

©Copyright. All rights reserved by CTTL.

LOW Emission Mask -10MHz-100%RB

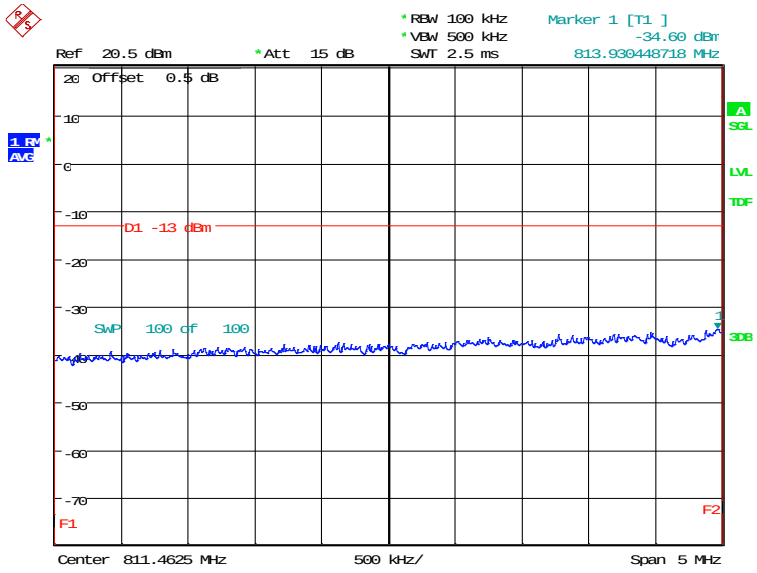

Date: 30.JUL.2024 13:41:36

LOW BAND EDGE BLOCK-10MHz-100%RB

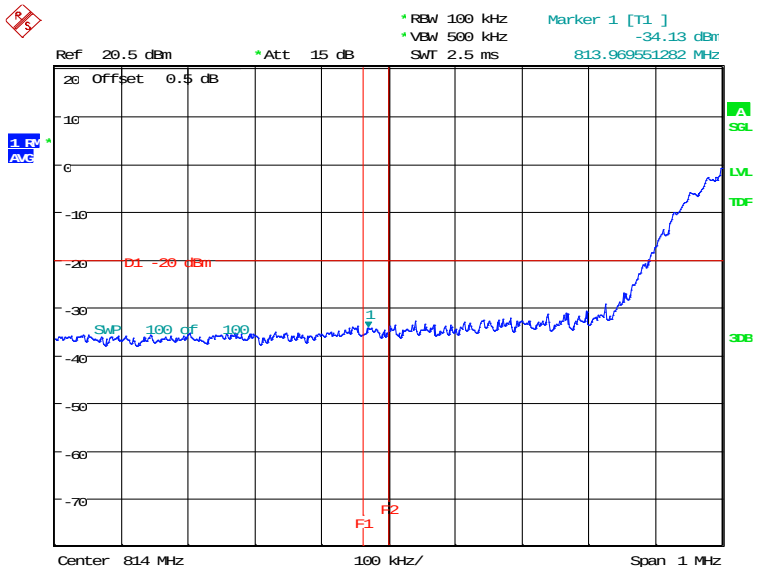

Date: 30.JUL.2024 13:41:14

©Copyright. All rights reserved by CTTL.

HIGH Emission Mask -10MHz-100%RB

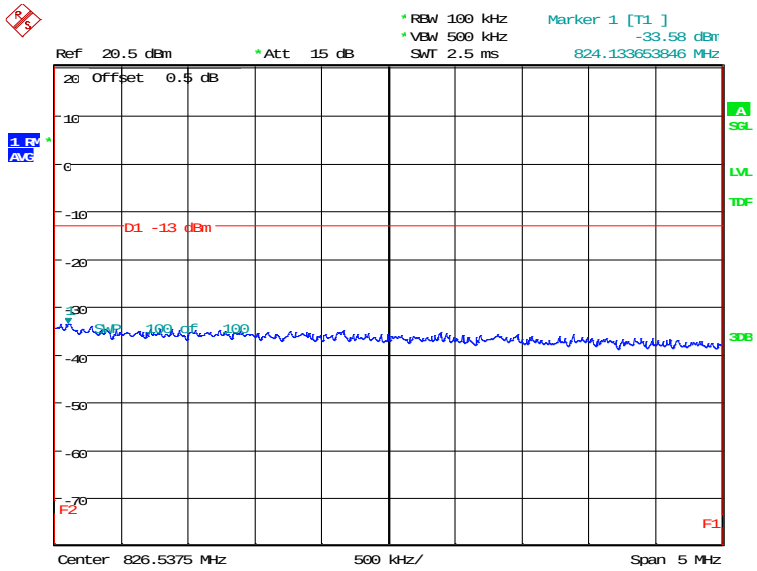

Date: 30.JUL.2024 13:43:35

HIGH BAND EDGE BLOCK-10MHz-100%RB

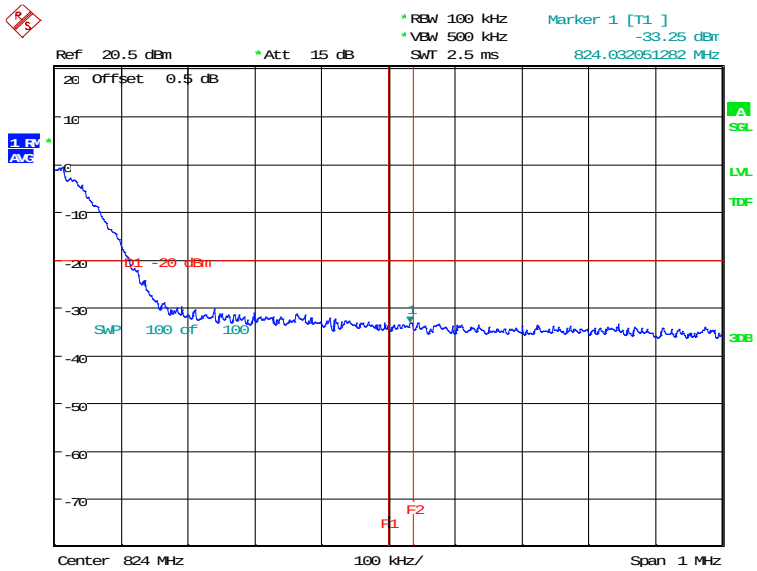

Date: 30.JUL.2024 13:43:13

©Copyright. All rights reserved by CTTL.

LTE band 26(824MHz~849MHz)

OBW: 1RB-low_offset

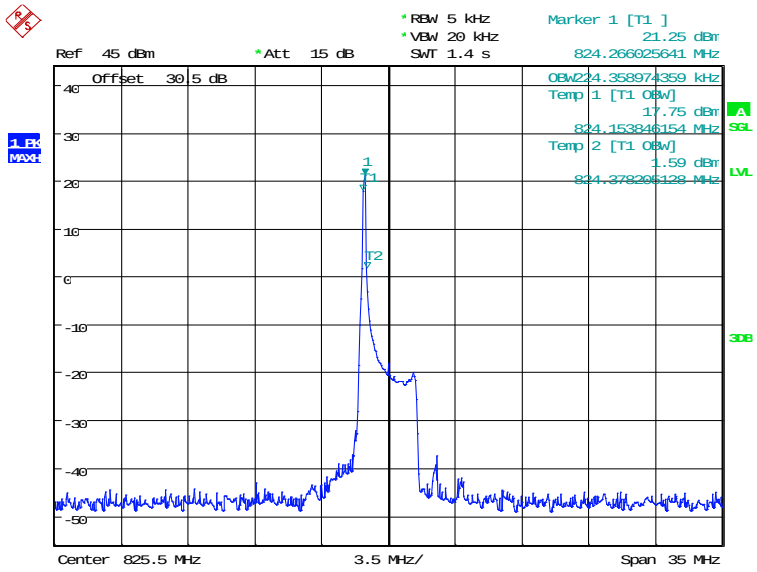

Date: 2.AUG.2024 11:20:22

LOW BAND EDGE BLOCK-1RB-low_offset

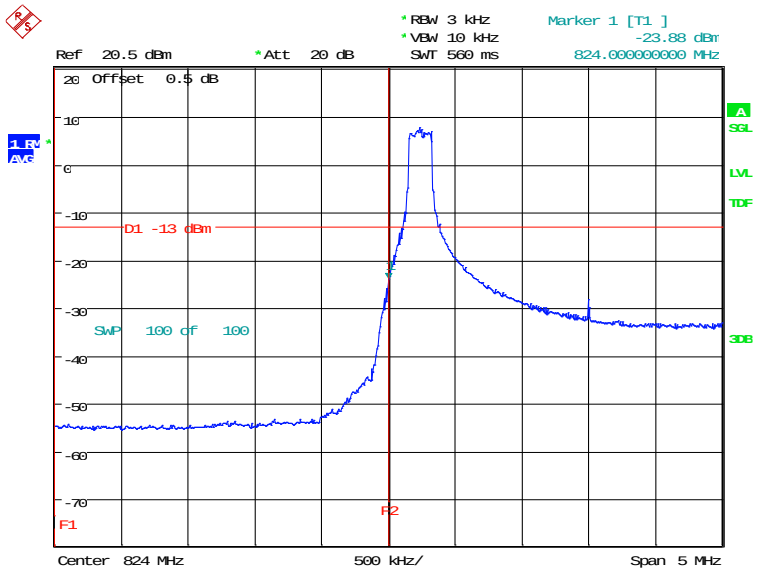

Date: 2.AUG.2024 11:21:37

©Copyright. All rights reserved by CTTL.

OBW: 1RB-high_offset

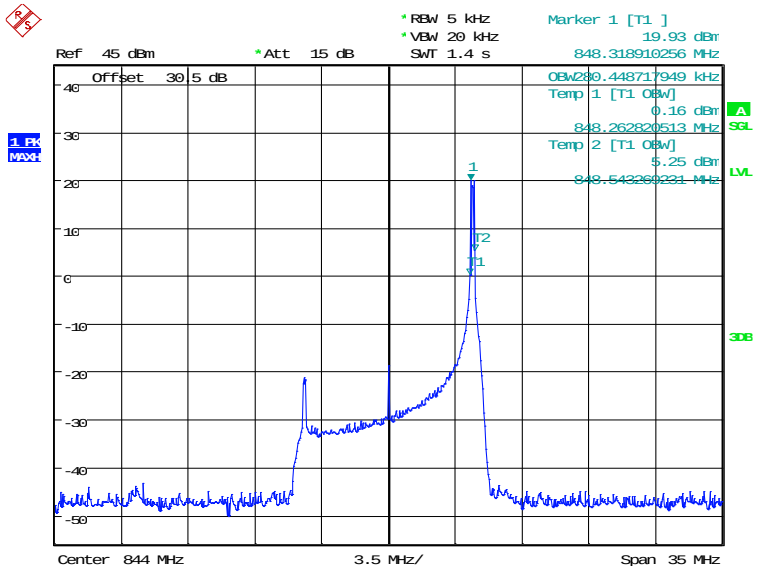

Date: 2.AUG.2024 11:22:14

HIGH BAND EDGE BLOCK-1RB-high_offset

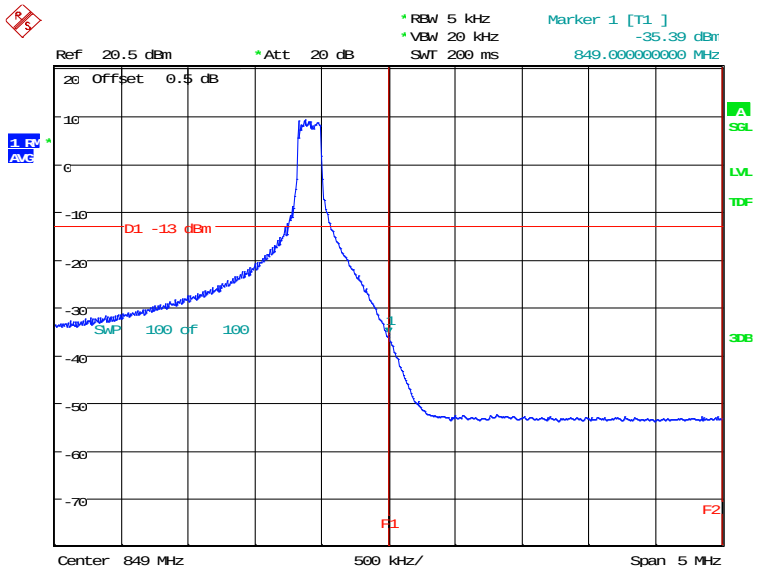

Date: 2.AUG.2024 11:23:29

©Copyright. All rights reserved by CTTL.

LOW BAND EDGE BLOCK-15MHz-100%RB

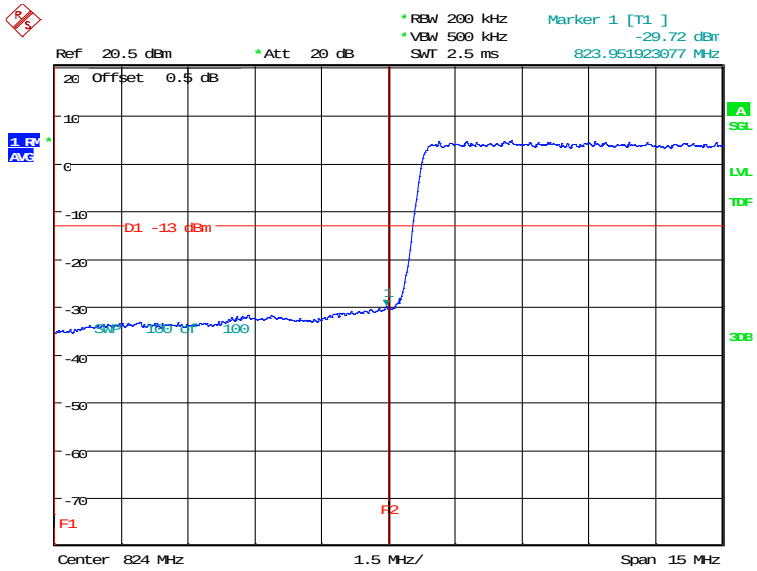

HIGH BAND EDGE BLOCK-15MHz-100%RB

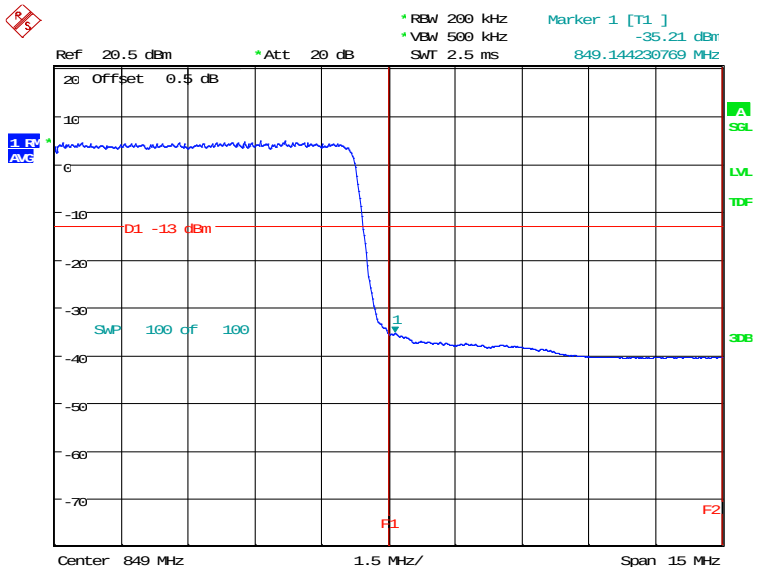

©Copyright. All rights reserved by CTTL.

LTE band 38

OBW: 1RB-low_offset

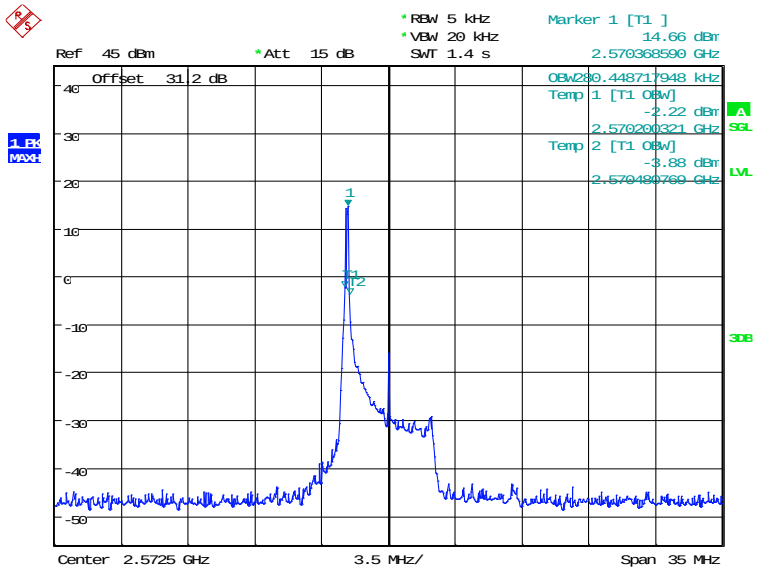

Date: 13.AUG.2024 17:26:15

LOW BAND EDGE BLOCK-1RB-low_offset

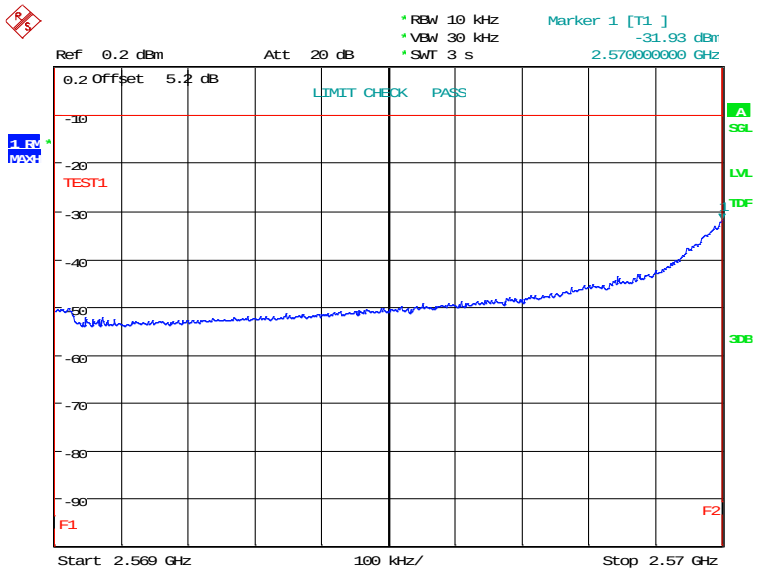

Date: 13.AUG.2024 17:26:56

©Copyright. All rights reserved by CTTL.

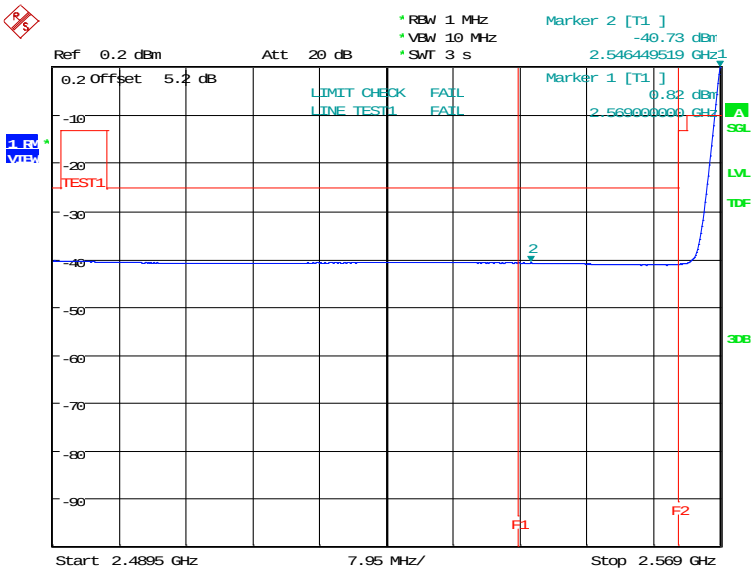

Date: 13.AUG.2024 17:27:43

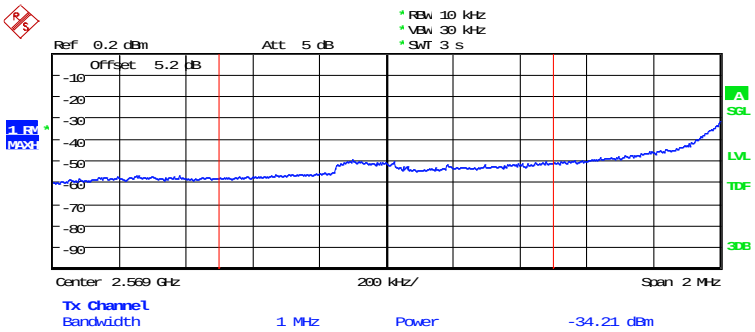

Date: 13.AUG.2024 17:28:01

©Copyright. All rights reserved by CTTL.

OBW: 1RB-high_offset

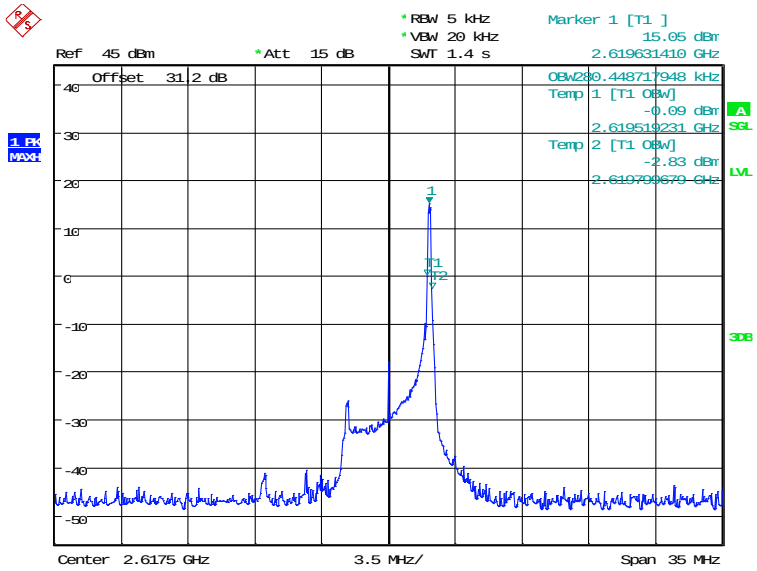

Date: 13.AUG.2024 17:28:37

HIGH BAND EDGE BLOCK-1RB-high_offset

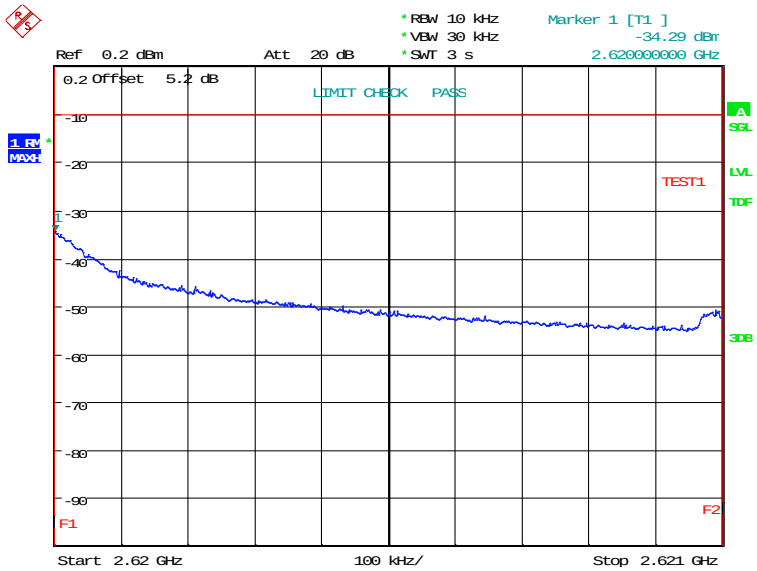

Date: 13.AUG.2024 17:29:18

©Copyright. All rights reserved by CTTL.

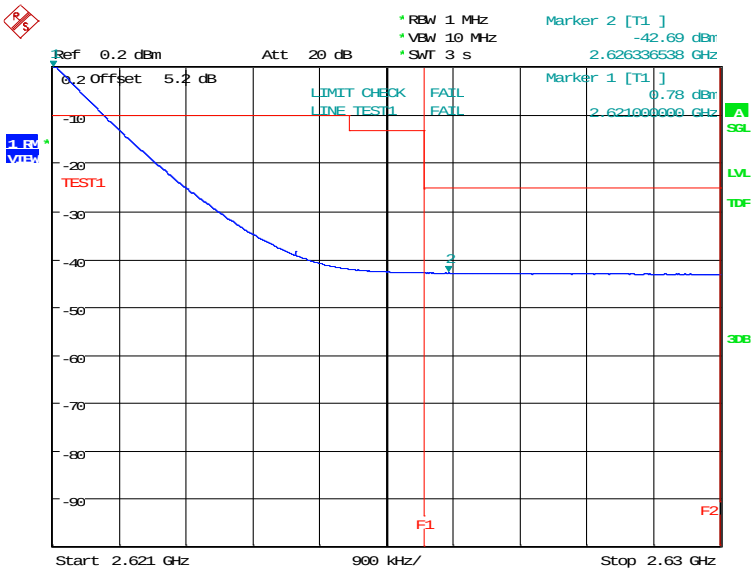

Date: 13.AUG.2024 17:30:05

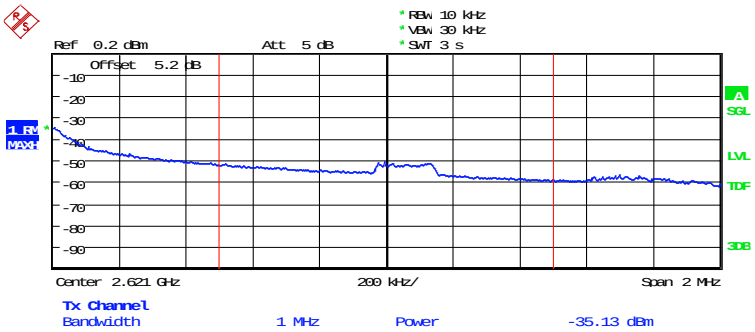

Date: 13.AUG.2024 17:30:23

©Copyright. All rights reserved by CTTL.

LOW BAND EDGE BLOCK-20MHz-100%RB

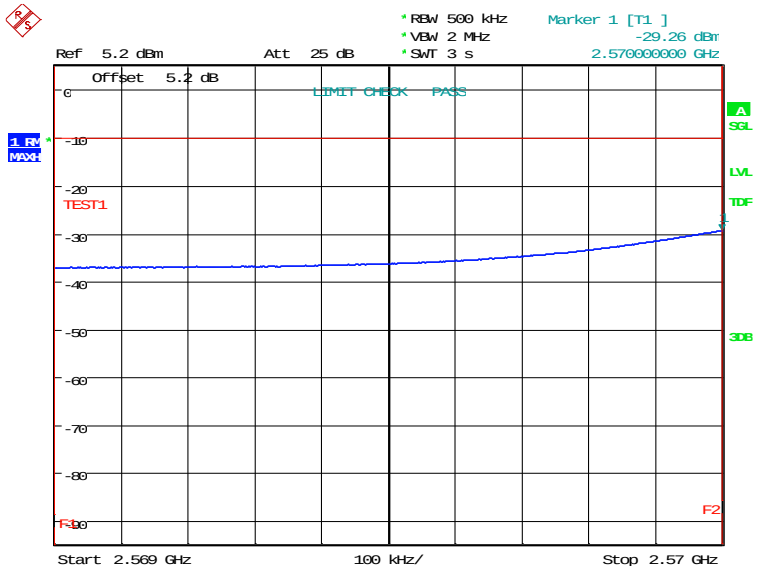

Date: 13.AUG.2024 16:55:31

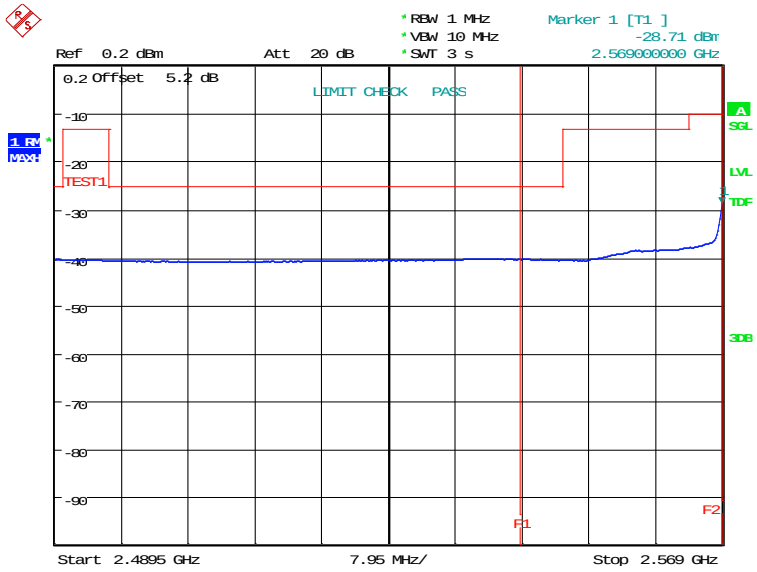

Date: 13.AUG.2024 16:56:10

©Copyright. All rights reserved by CTTL.

HIGH BAND EDGE BLOCK-20MHz-100%RB

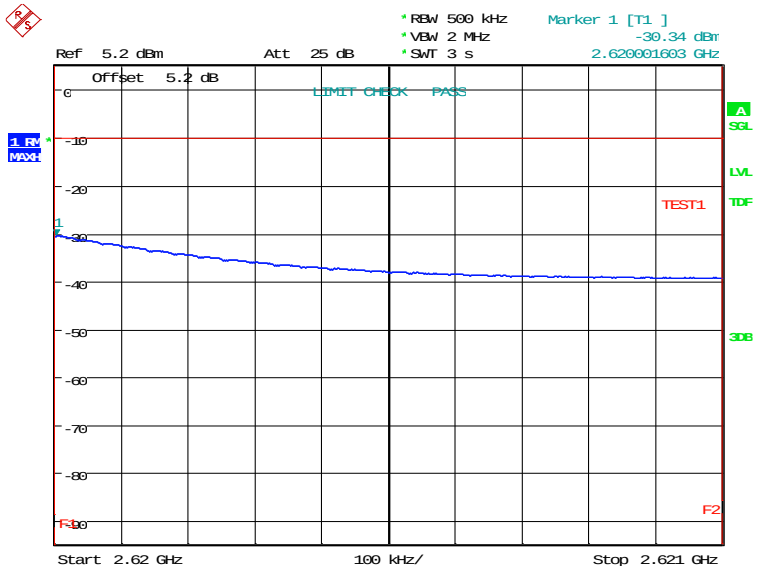

Date: 13.AUG.2024 16:58:06

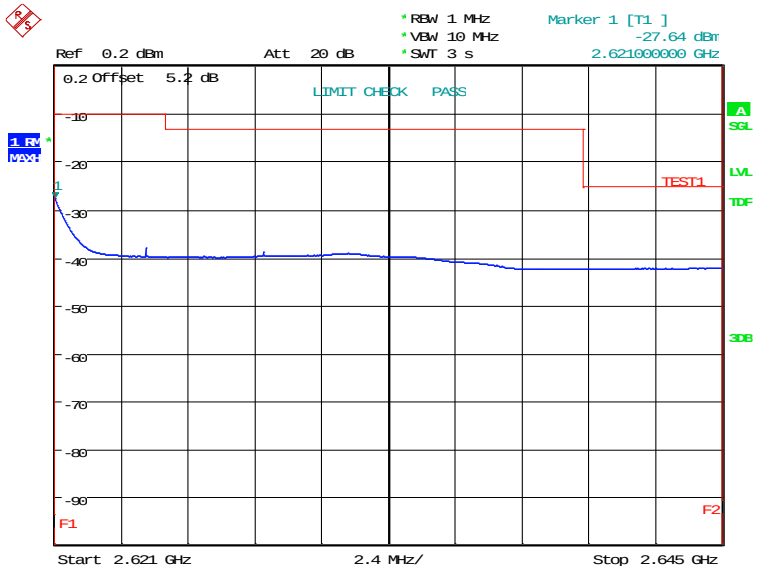

Date: 13.AUG.2024 16:58:44

©Copyright. All rights reserved by CTTL.

LTE band 41

OBW: 1RB-low_offset

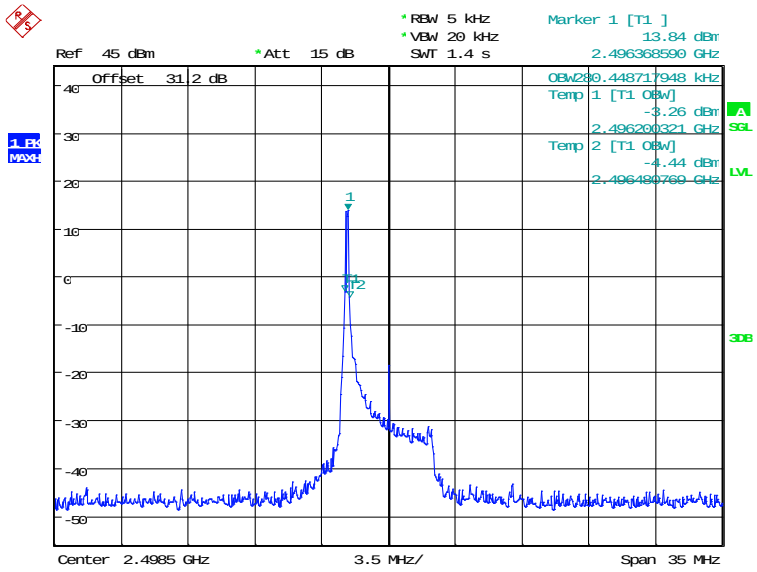

Date: 13.AUG.2024 17:31:00

LOW BAND EDGE BLOCK-1RB-low_offset

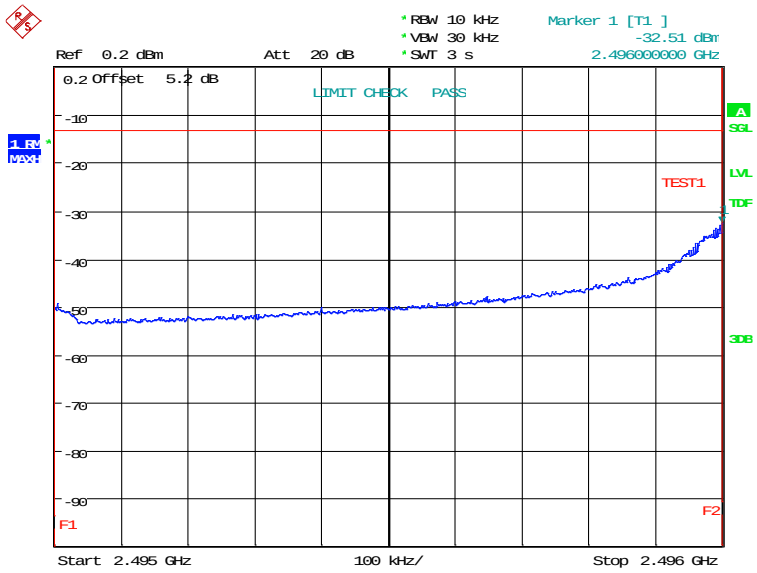

Date: 13.AUG.2024 17:31:41

©Copyright. All rights reserved by CTTL.

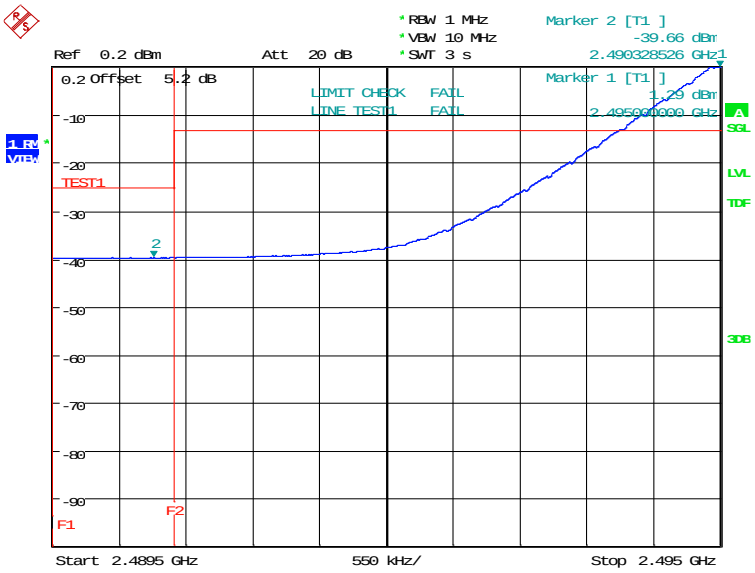

Date: 13.AUG.2024 17:32:26

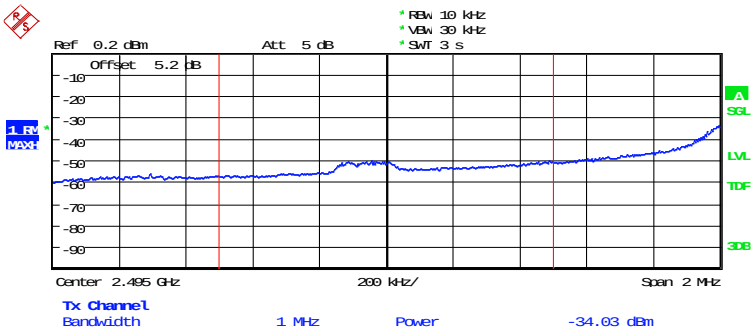

Date: 13.AUG.2024 17:32:44

©Copyright. All rights reserved by CTTL.

OBW: 1RB-high_offset

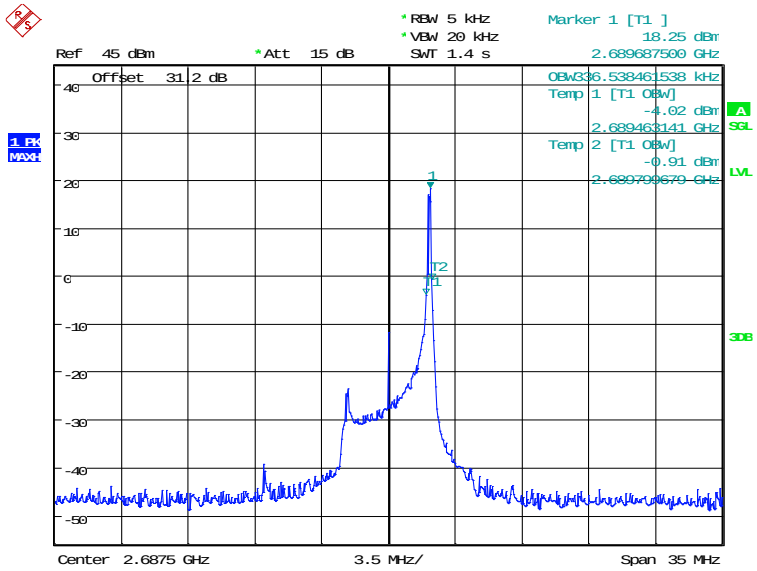

Date: 13.AUG.2024 17:33:20

HIGH BAND EDGE BLOCK-1RB-high_offset

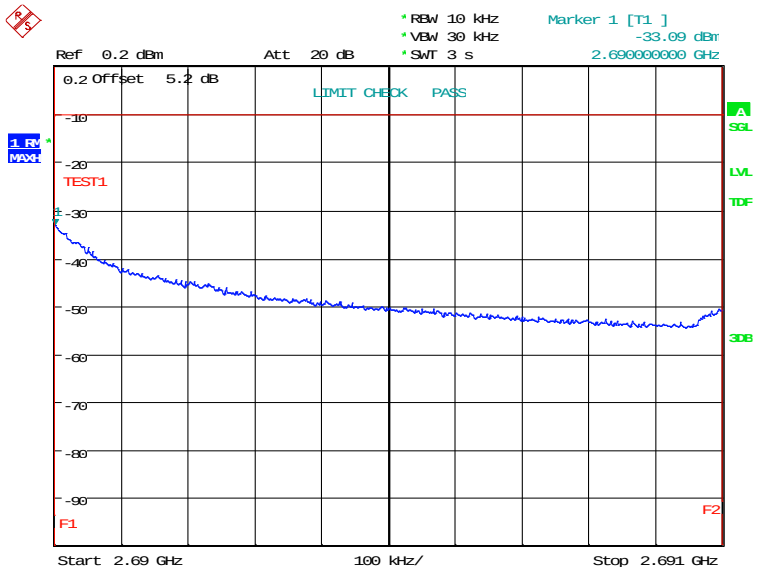

Date: 13.AUG.2024 17:34:01

©Copyright. All rights reserved by CTTL.

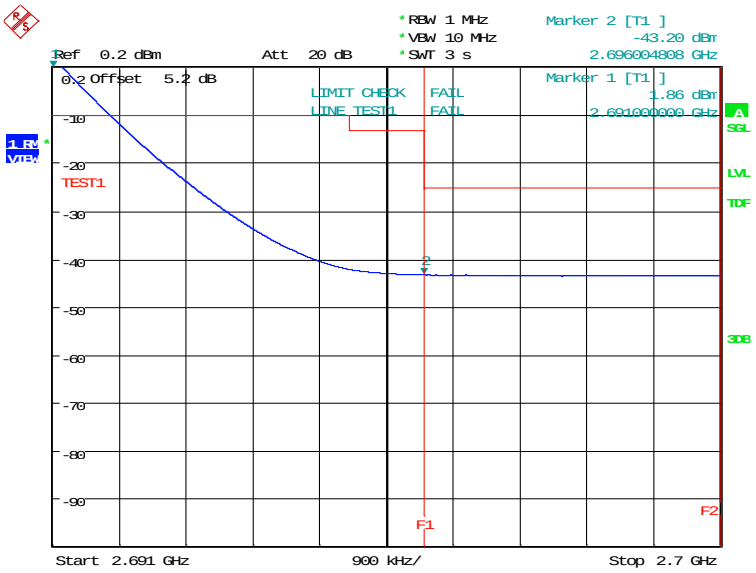

Date: 13.AUG.2024 17:34:48

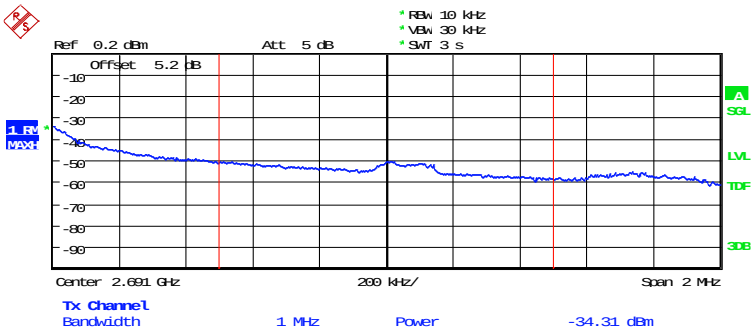

Date: 13.AUG.2024 17:35:06

©Copyright. All rights reserved by CTTL.

LOW BAND EDGE BLOCK-20MHz-100%RB

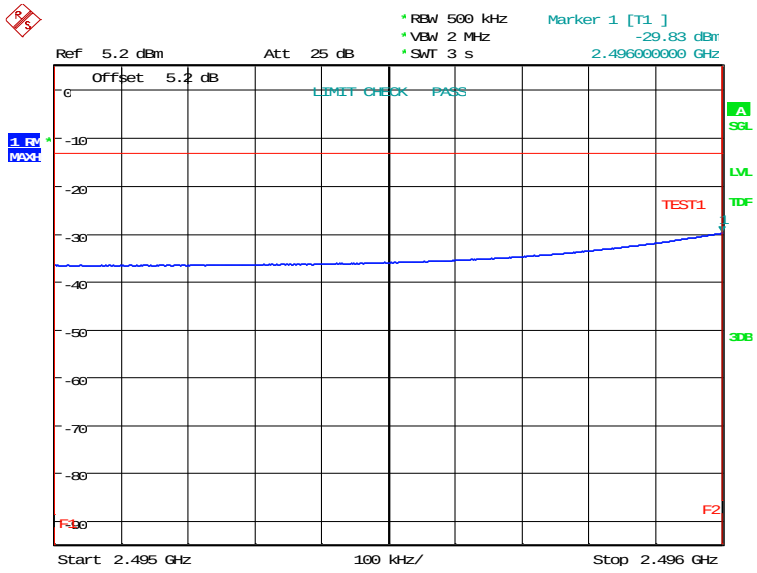

Date: 13.AUG.2024 16:05:07

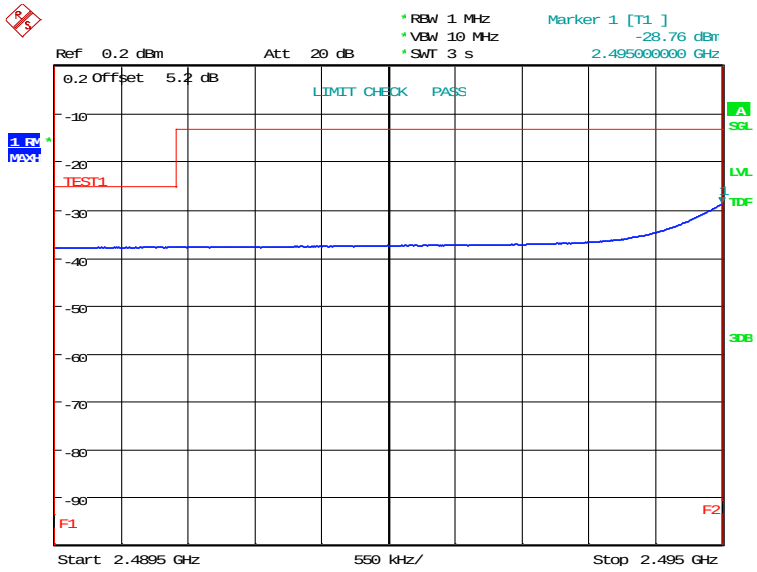

Date: 13.AUG.2024 16:05:46

©Copyright. All rights reserved by CTTL.

HIGH BAND EDGE BLOCK-20MHz-100%RB

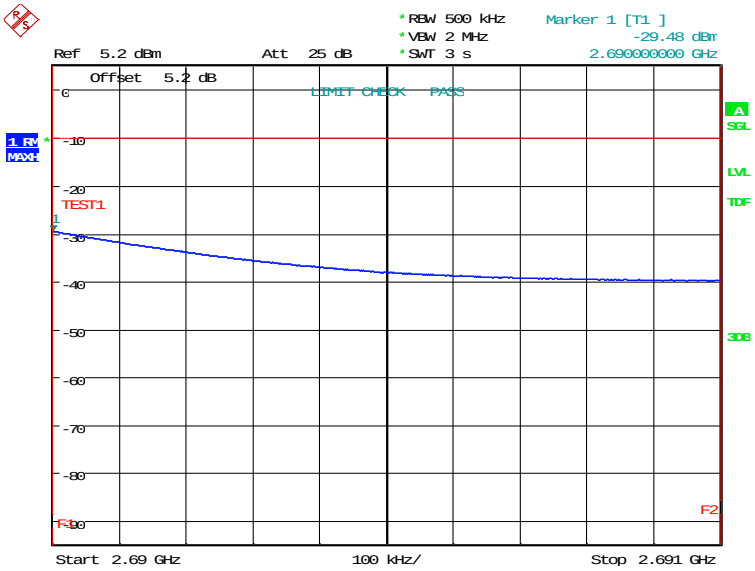

Date: 13.AUG.2024 16:07:44

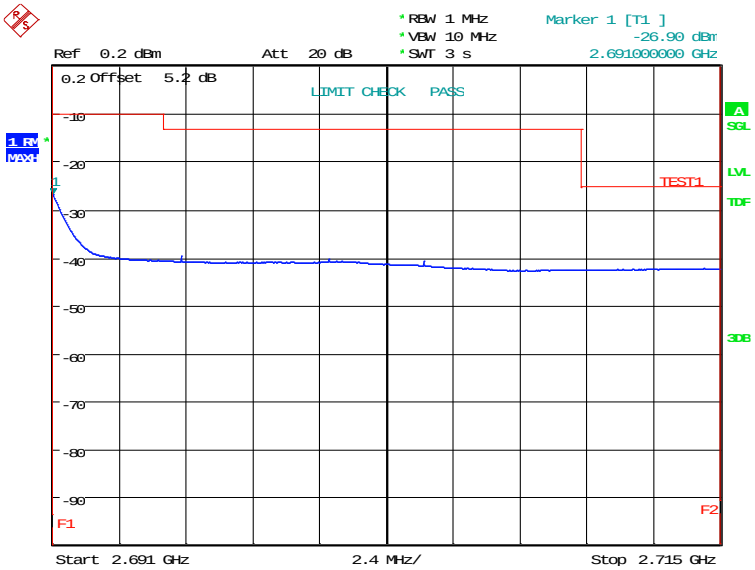

Date: 13.AUG.2024 16:08:23

©Copyright. All rights reserved by CTTL.

LTE band 66

OBW: 1RB-low_offset

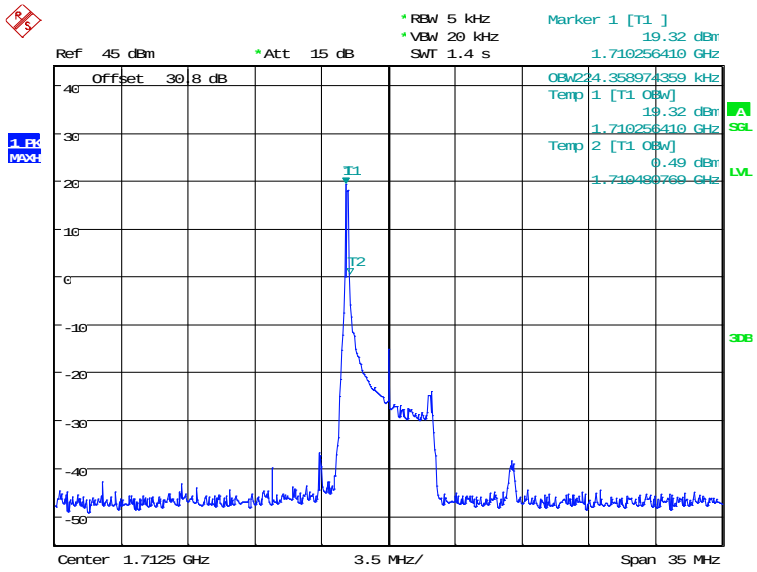

Date: 13.AUG.2024 17:21:48

LOW BAND EDGE BLOCK-1RB-low_offset

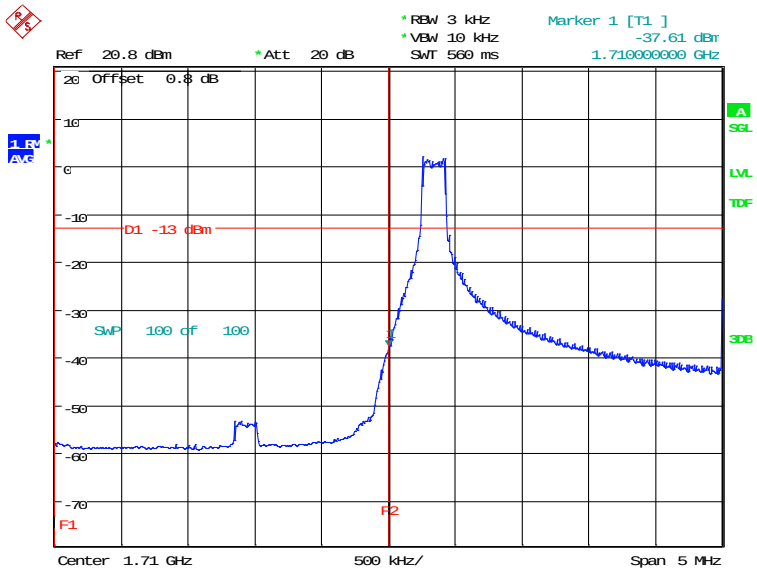

Date: 13.AUG.2024 17:23:03

©Copyright. All rights reserved by CTTL.

OBW: 1RB-high_offset

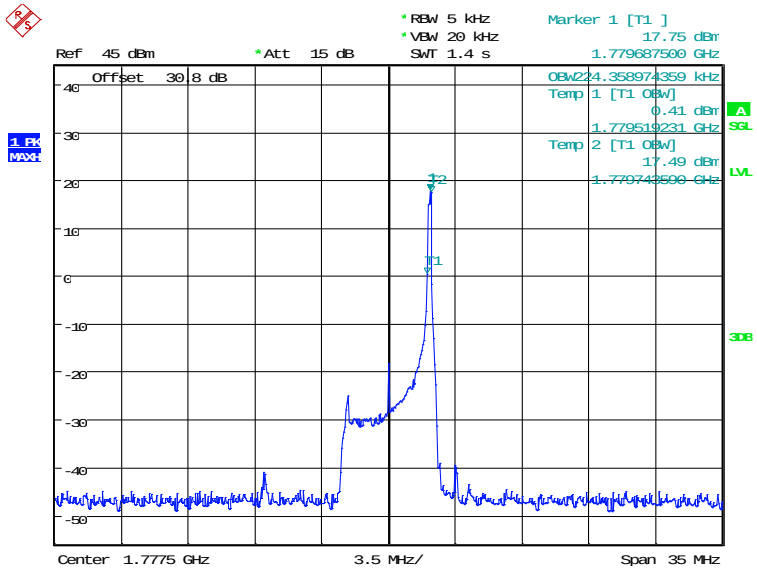

Date: 13.AUG.2024 17:23:39

HIGH BAND EDGE BLOCK-1RB-high_offset

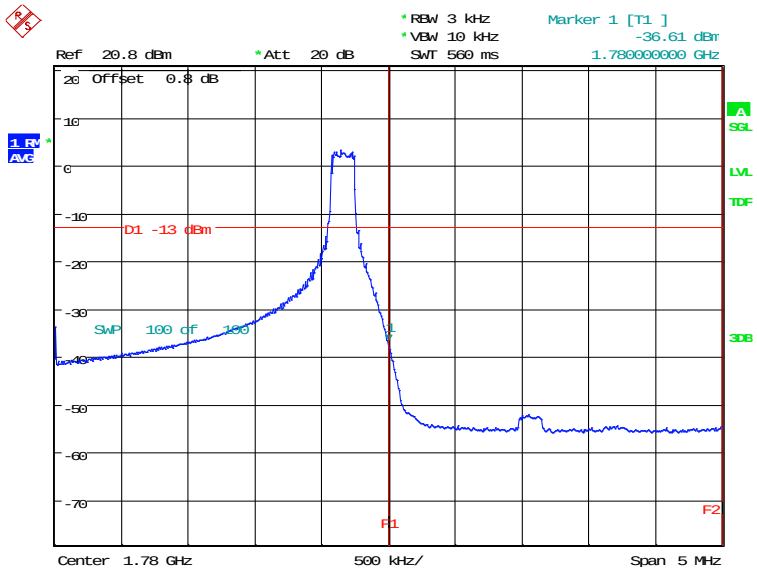

Date: 13.AUG.2024 17:24:53

©Copyright. All rights reserved by CTTL.

LOW BAND EDGE BLOCK-20MHz-100%RB

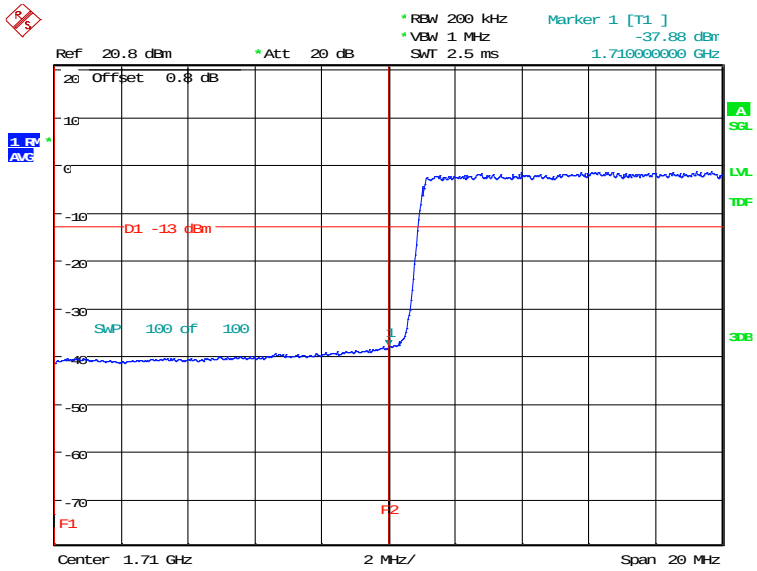

HIGH BAND EDGE BLOCK-20MHz-100%RB

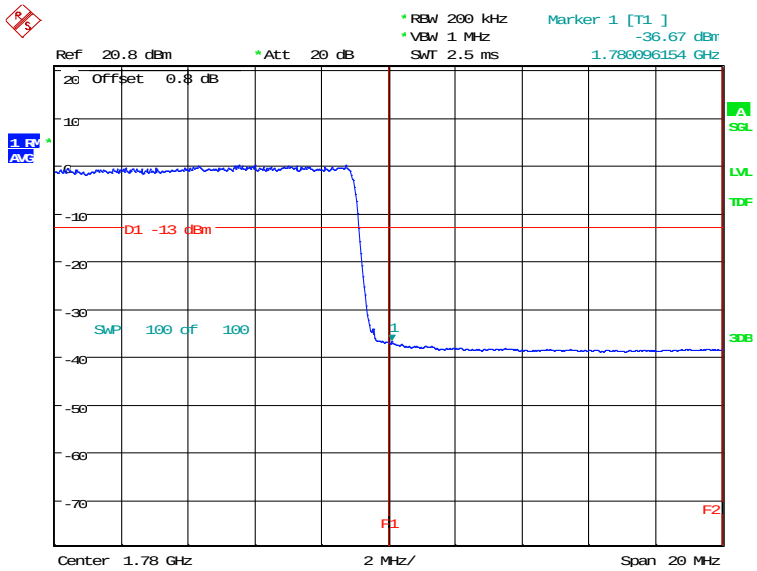

Note: Expanded measurement uncertainty is U = 0.622 dB, *k* = 2.

©Copyright. All rights reserved by CTTL.

A.7 Conducted Spurious Emission

A.7.1 Measurement Method

The following steps outline the procedure used to measure the conducted emissions from the EUT.

1. In measuring unwanted emissions, the spectrum shall be investigated from 30 MHz or the lowest radio frequency signal generated in the equipment, whichever is lower, without going below 9 kHz, up to at least the frequency given below:
   (a) If the equipment operates below 10 GHz: to the tenth harmonic of the highest fundamental frequency or to 40 GHz, whichever is lower.
   (b) If the equipment operates at or above 10 GHz: to the fifth harmonic of the highest fundamental frequency or to 100 GHz, whichever is lower.
2. Determine EUT transmit frequencies: below outlines the band edge frequencies pertinent to conducted emissions testing.
3. The number of sweep points of spectrum analyzer is greater than 2×span/RBW.

A. 7.2 Measurement Limit

Part 22.917, Part 24.238 and Part 27.53(h) specify that the power of any emission outside of the authorized operating frequency ranges must be attenuated below the transmitting power (P) by a factor of at least 43 + 10 log(P) dB.

Part 27.53(m) specifies for mobile digital stations, the attenuation factor shall be not less than 40 + 10 log (P) dB on all frequencies between the channel edge and 5 megahertz from the channel edge, 43 + 10 log (P) dB on all frequencies between 5 megahertz and X megahertz from the channel edge, and 55 + 10 log (P) dB on all frequencies more than X megahertz from the channel edge, where X is the greater of 6 megahertz or the actual emission bandwidth as defined in paragraph (m)(6) of this section. In addition, the attenuation factor shall not be less that 43 + 10 log (P) dB on all frequencies between 2490.5 MHz and 2496 MHz and 55 + 10 log (P) dB at or below 2490.5 MHz. Mobile Satellite Service licensees operating on frequencies below 2495 MHz may also submit a documented interference complaint against BRS licensees operating on channel BRS Channel 1 on the same terms and conditions as adjacent channel BRS or EBS licensees.

Part 27.53(c) states for operations in the 746-758 MHz band and the 776-788 MHz band, the power of any emission outside the licensee's frequency band(s) of operation shall be attenuated below the transmitter power (P) within the licensed band(s) of operation, measured in watts, in accordance with the following:(1) On any frequency outside the 746-758 MHz band, the power of any emission shall be attenuated outside the band below the transmitter power (P) by at least 43 + 10 log (P) dB;(2) On any frequency outside the 776-788 MHz band, the power of any emission shall be attenuated outside the band below the transmitter power (P) by at least 43 + 10 log (P) dB;(4) On all frequencies between 763-775 MHz and 793-805 MHz, by a factor not less than 65 + 10 log (P) dB in a 6.25 kHz band segment, for mobile and portable stations.

Part 27.53(f) states for operations in the 746–758 MHz,775–788 MHz, and 805–806 MHz bands, emissions in the band 1559–1610 MHz shall be limited to -70dBW/MHz equivalent isotropically radiated power (EIRP) for wideband signals.

Part 27.53(g) states for operations in the 600 MHz band and the 698–746 MHz band, the power

©Copyright. All rights reserved by CTTL.

of any emission outside a licensee's frequency band(s) of operation shall be attenuated below the transmitter power (P) within the licensed band(s) of operation, measured in watts, by at least 43 + 10 log (P) dB. Compliance with this provision is based on the use of measurement instrumentation employing a resolution bandwidth of 100 kilohertz or greater. However, in the 100 kilohertz bands immediately outside and adjacent to a licensee's frequency block, a resolution bandwidth of at least 30 kHz may be employed.

Part 90.691 states that out-of-band emission requirement shall apply only to the ''outer'' channels included in an EA license and to spectrum adjacent to interior channels used by incumbent licensees. The emission limits are as follows:For any frequency removed from the EA licensee's frequency block by up to and including 37.5 kHz, the power of any emission shall be attenuated below the transmitter power (P) in watts by at least $116Log_{10}(f/6.1)$ decibels or $50 + 10 Log_{10}(P)$ decibels or 80 decibels, whichever is the lesser attenuation, where f is the frequency removed from the center of the outer channel in the block in kilohertz and where f is greater than 12.5 kHz. For any frequency removed from the EA licensee's frequency block greater than 37.5 kHz, the power of any emission shall be attenuated below the transmitter power (P) in watts by at least $43 + 10Log_{10}(P)$ decibels or 80 decibels, whichever is the lesser attenuation, where f is the frequency removed from the center of the outer channel in the block in kilohertz and where f is greater than 37.5 kHz.

©Copyright. All rights reserved by CTTL.

A. 7.3 Measurement result

Only the worst case result is given below

LTE band 2: 30MHz – 19.1GHz

NOTE: peak above the limit line is the carrier frequency.

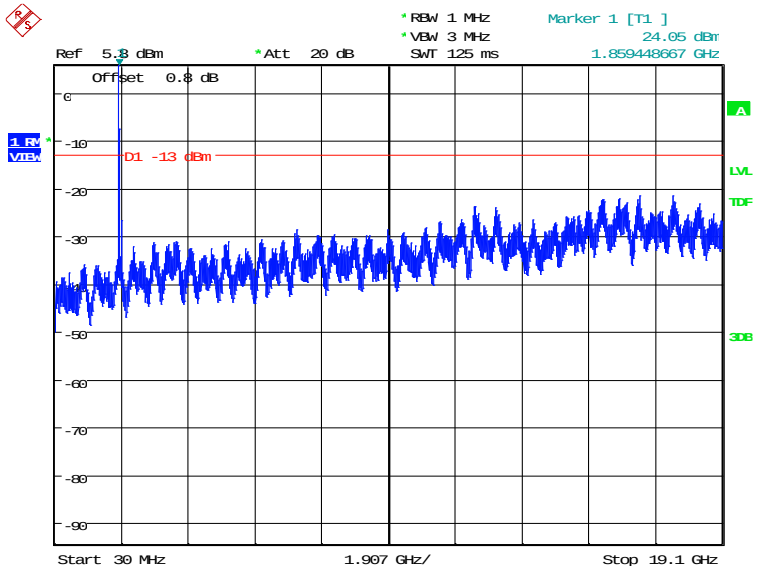

Date: 13.AUG.2024 17:36:35

LTE band 7: 30MHz – 25.7GHz

NOTE: peak above the limit line is the carrier frequency.

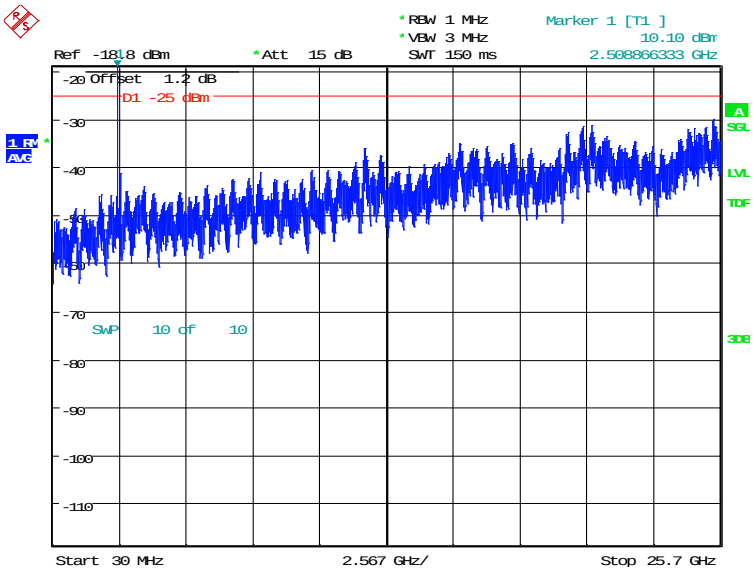

Date: 13.AUG.2024 17:37:38

©Copyright. All rights reserved by CTTL.

LTE band 12: 30MHz – 7.16GHz

NOTE: peak above the limit line is the carrier frequency.

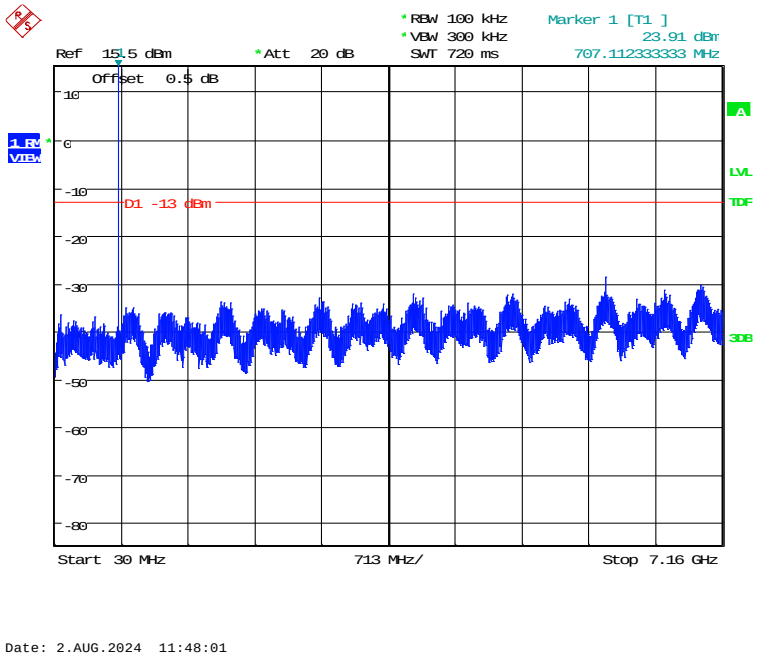

©Copyright. All rights reserved by CTTL.

LTE band 13: 30MHz – 7.87GHz

NOTE: peak above the limit line is the carrier frequency.

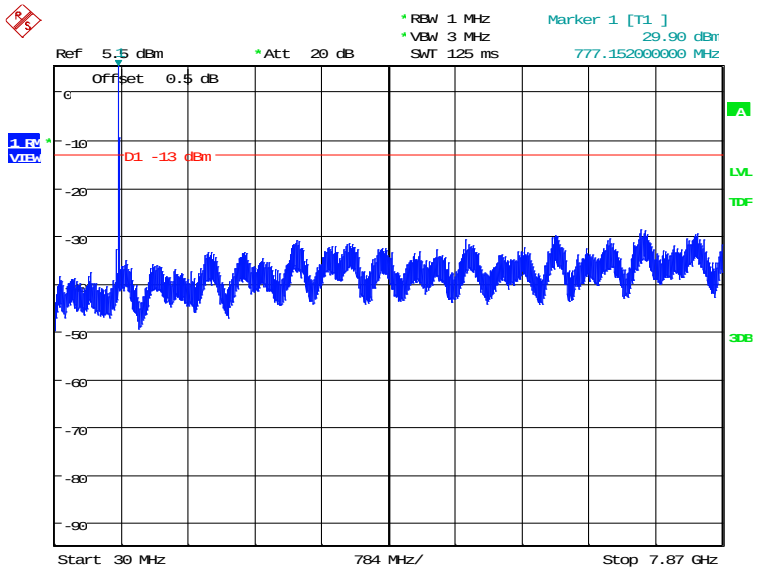

Date: 2.AUG.2024 11:49:36

LTE band 13: 1559MHz – 1610MHz

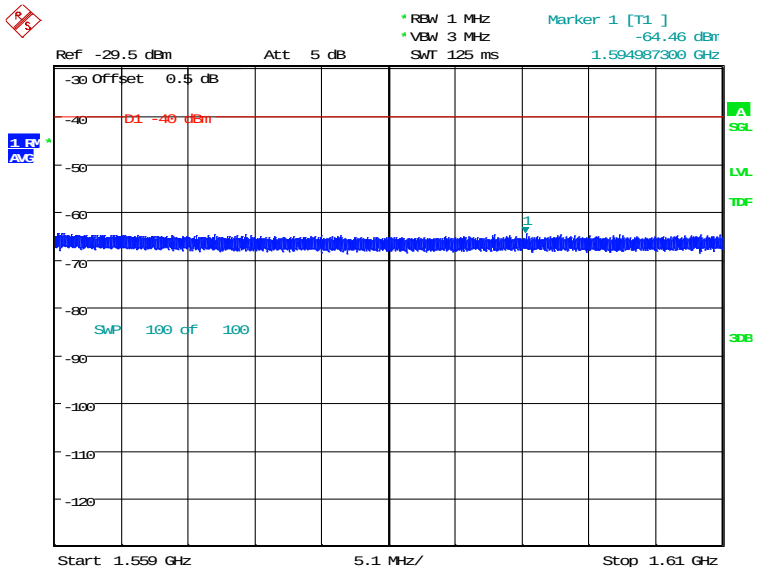

Date: 2.AUG.2024 11:50:11

©Copyright. All rights reserved by CTTL.

LTE band 26(814MHz~824MHz): 30MHz – 8.24GHz

NOTE: peak above the limit line is the carrier frequency.

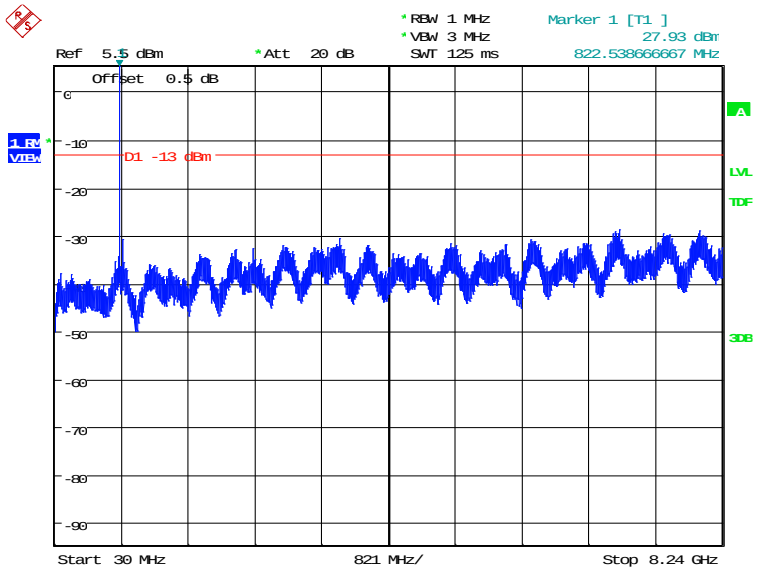

Date: 2.AUG.2024 11:52:10

LTE band 26(824MHz~849MHz): 30MHz – 8.49GHz

NOTE: peak above the limit line is the carrier frequency.

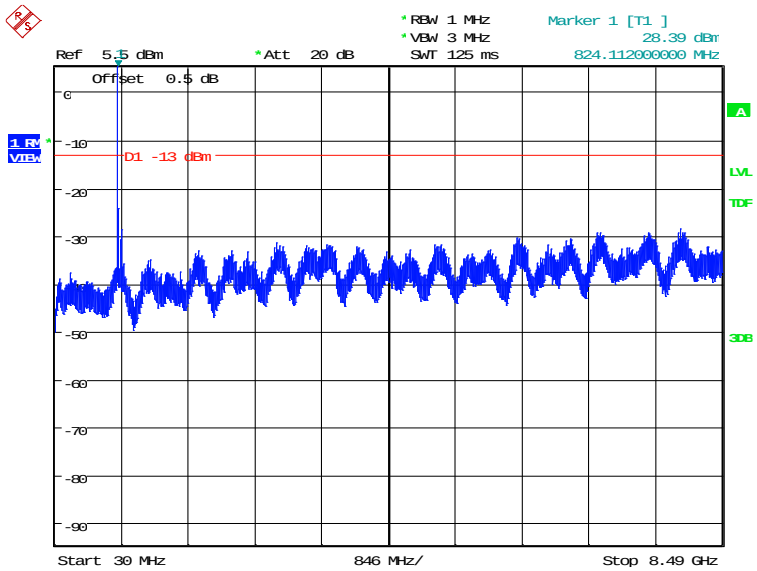

Date: 2.AUG.2024 11:51:17

©Copyright. All rights reserved by CTTL.

LTE band 41: 30MHz – 26.5GHz

NOTE: peak above the limit line is the carrier frequency.

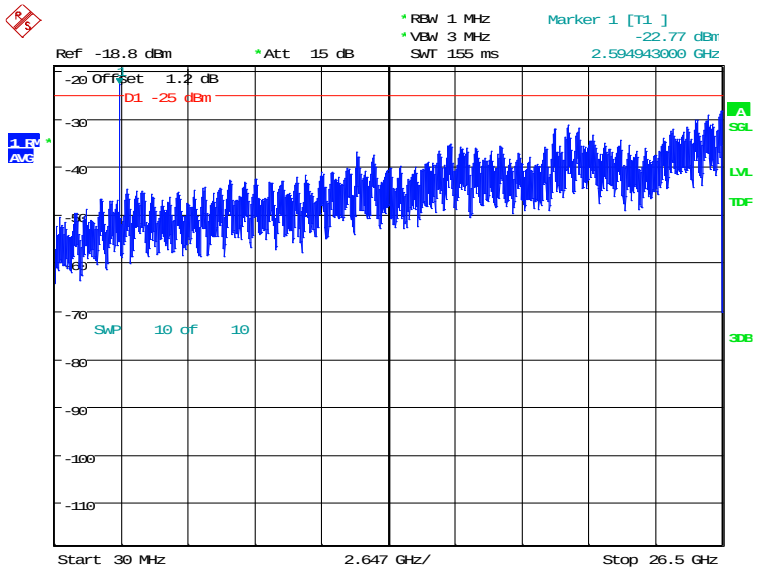

LTE band 66: 30MHz – 17.8GHz

NOTE: peak above the limit line is the carrier frequency.

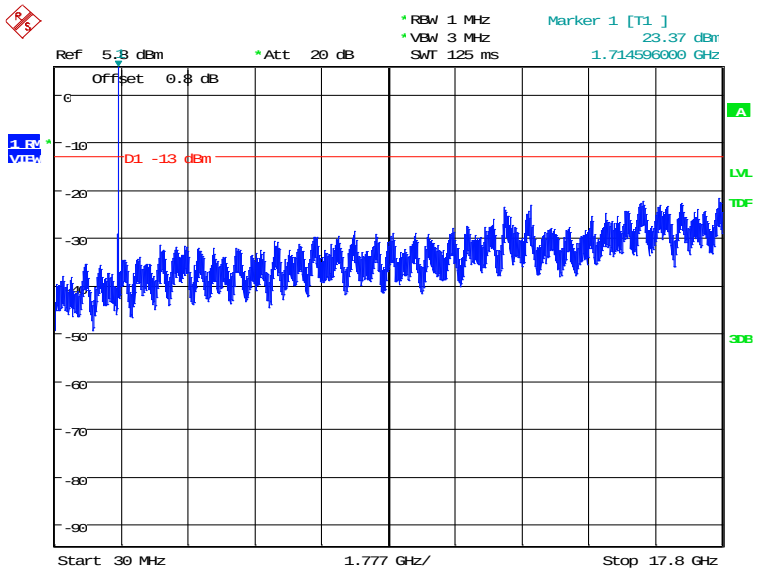

Note: Expanded measurement uncertainty is U = 0.622 dB, *k* = 2.

©Copyright. All rights reserved by CTTL.

A.8 Peak-to-Average Power Ratio

The peak-to-average ratio (PAR) of the transmission may not exceed 13 dB

a) Refer to instrument's analyzer instruction manual for details on how to use the power statistics/CCDF function;

b) Set resolution/measurement bandwidth ≥ signal's occupied bandwidth;

c) Set the number of counts to a value that stabilizes the measured CCDF curve;

d) Record the maximum PAPR level associated with a probability of 0.1%.

LTE band 2, 20MHz

Frequency(MHz)	PAPR(dB)		
1880.0	QPSK	16QAM	64QAM
	7.12	7.63	7.76

LTE band 7, 20MHz

Frequency(MHz)	PAPR(dB)		
2535.0	QPSK	16QAM	64QAM
	7.40	7.79	7.95

LTE band 12, 10MHz

Frequency(MHz)	PAPR(dB)		
707.5	QPSK	16QAM	64QAM
	5.71	6.70	6.89

LTE band 13, 10MHz

Frequency(MHz)	PAPR(dB)		
782.0	QPSK	16QAM	64QAM
	5.61	6.31	6.60

LTE band 41, 20MHz

Frequency (MHz)	PAPR (dB)		
2593.0	QPSK	16QAM	64QAM
	8.11	8.91	8.72

LTE band 66, 20MHz

Frequency(MHz)	PAPR(dB)		
1745.0	QPSK	16QAM	64QAM
	6.73	7.24	7.50

Note: Expanded measurement uncertainty is U = 0.578 dB, *k* = 2.

©Copyright. All rights reserved by CTTL.

Annex B: Accreditation Certificate

Accredited Laboratory

A2LA has accredited

TELECOMMUNICATION TECHNOLOGY LABS, CAICT

Beijing, People's Republic of China

for technical competence in the field of

Electrical Testing

This laboratory is accredited in accordance with the recognized International Standard ISO/IEC 17025:2017 *General requirements for the competence of testing and calibration laboratories*. This accreditation demonstrates technical competence for a defined scope and the operation of a laboratory quality management system (*refer to joint ISO-ILAC-IAF Communiqué dated April 2017*).

Presented this 23rd day of July 2024.

Mr. Trace McInturff, Vice President, Accreditation Services
For the Accreditation Council
Certificate Number 7049.01
Valid to July 31, 2026

For the tests to which this accreditation applies, please refer to the laboratory's Electrical Scope of Accreditation.

*****END OF REPORT*****

©Copyright. All rights reserved by CTTL.