Appendix B

Detailed Test Results

1. GSM
GSM850 for Head & Body worn & Hotspot
GSM1900 for Head & Body worn & Hotspot
2. WCDMA
WCDMA850 for Head & Body worn & Hotspot
WCDMA1900 for Head & Body worn & Hotspot
3.LTE
LTE Band 2 for Head & Body worn & Hotspot
LTE Band 4 for Head & Body worn & Hotspot
LTE Band 5 for Head & Body worn & Hotspot
LTE Band 13 for Head & Body worn & Hotspot
LTE Band 66 for Head & Body worn & Hotspot
4.WIFI
WIFI 802.11b for Head & Body worn & Hotspot

Date: 2018/12/4

Test Laboratory: SGS-SAR Lab

TCL 5059S GSM850 GSM 190CH Right cheek

DUT: 5059S; Type: mobile phone; Serial: 6c2ee4fa

Communication System: UID 0, GSM Only Communication System (0); Frequency: 836.6 MHz;Duty Cycle: 1:8.30042

Medium: HSL835;Medium parameters used: f = 837 MHz; σ = 0.938 S/m; ε_r = 42.36; ρ = 1000 kg/m^3
Phantom section: Right Section

DASY 5 Configuration:

- Probe: EX3DV4 - SN3982; ConvF(10.32, 10.32, 10.32); Calibrated: 2018/4/10;
- Sensor-Surface: 1.4mm (Mechanical Surface Detection), z = -2.0, 31.0
- Electronics: DAE4 Sn1428; Calibrated: 2018/1/17
- Phantom: Twin phantom; Type: SAM1; Serial: 1141
- DASY52 52.8.8(1222); SEMCAD X 14.6.10(7331)

Configuration/Head/Area Scan (8x13x1): Measurement grid: dx=15mm, dy=15mm
Maximum value of SAR (measured) = 0.325 W/kg

Configuration/Head/Zoom Scan (5x5x7)/Cube 0: Measurement grid: dx=8mm, dy=8mm, dz=5mm
Reference Value = 7.154 V/m; Power Drift = -0.06 dB
Peak SAR (extrapolated) = 0.381 W/kg
SAR(1 g) = 0.288 W/kg; SAR(10 g) = 0.214 W/kg
Maximum value of SAR (measured) = 0.340 W/kg

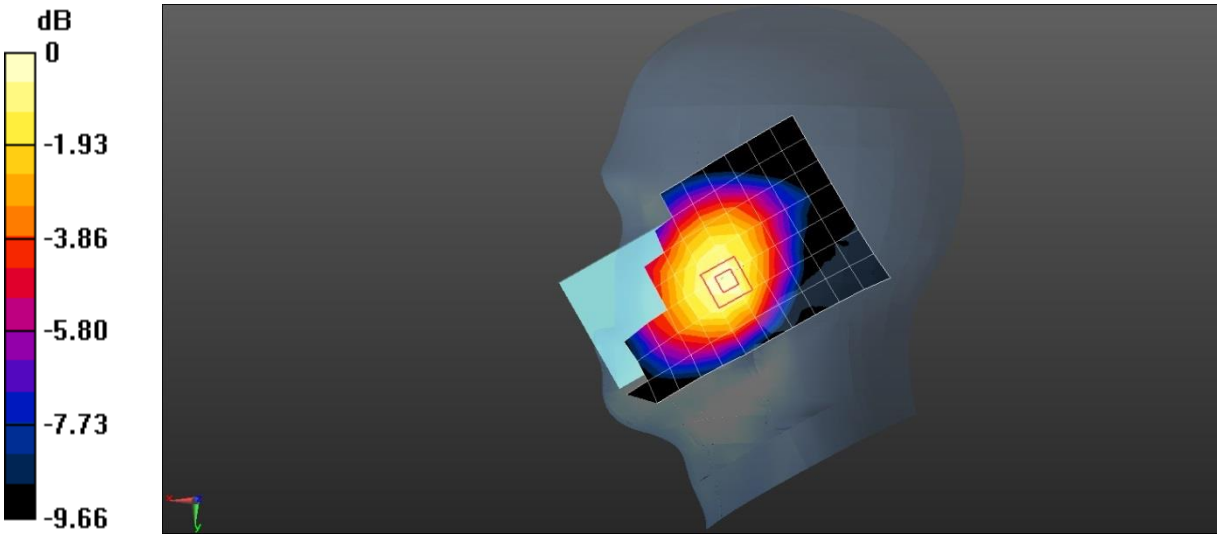

0 dB = 0.340 W/kg = -4.69 dBW/kg

Date: 2018/12/6

Test Laboratory: SGS-SAR Lab

5059S GSM850 GSM 190CH Back side 15mm

DUT: 5059S; Type: mobile phone; Serial: 6c2ee4fa

Communication System: UID 0, GSM Only Communication System (0); Frequency: 836.6 MHz;Duty Cycle: 1:8.30042

Medium: MSL835;Medium parameters used: f = 837 MHz; σ = 1.001 S/m; ε_r = 57.81; ρ = 1000 kg/m^3
Phantom section: Flat Section

DASY 5 Configuration:

- Probe: EX3DV4 - SN3982; ConvF(10.36, 10.36, 10.36); Calibrated: 2018/4/10;
- Sensor-Surface: 1.4mm (Mechanical Surface Detection), z = -2.0, 31.0
- Electronics: DAE4 Sn1428; Calibrated: 2018/1/17
- Phantom: SAM 1; Type: SAM V4.0; Serial: TP-1283
- DASY52 52.8.8(1222); SEMCAD X 14.6.10(7331)

Configuration/Body/Area Scan (8x13x1): Measurement grid: dx=15mm, dy=15mm
Maximum value of SAR (measured) = 0.241 W/kg

Configuration/Body/Zoom Scan (5x5x7)/Cube 0: Measurement grid: dx=8mm, dy=8mm, dz=5mm
Reference Value = 12.74 V/m; Power Drift = 0.02 dB
Peak SAR (extrapolated) = 0.315 W/kg
SAR(1 g) = 0.222 W/kg; SAR(10 g) = 0.166 W/kg
Maximum value of SAR (measured) = 0.279 W/kg

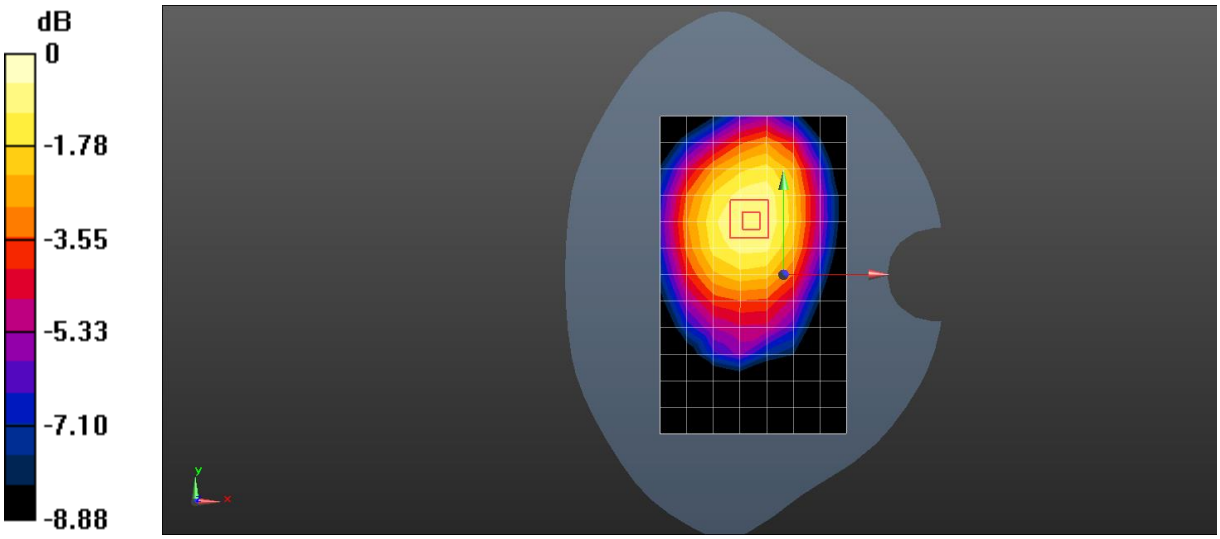

0 dB = 0.279 W/kg = -5.54 dBW/kg

Date: 2018/12/20

Test Laboratory: SGS-SAR Lab

5059S GSM850 GPRS 1TS 190CH Back side 10mm

DUT: 5059S; Type: Mobile phone; Serial: 6c2ee4fa

Communication System: UID 0, GPRS/EGPRS Mode(1up) Communication System (0); Frequency: 836.6 MHz;Duty Cycle: 1:8.30042

Medium: MSL835;Medium parameters used: f = 837 MHz; σ = 1.014 S/m; ε_r = 54.429; ρ = 1000 kg/m^3
Phantom section: Flat Section

DASY 5 Configuration:

- Probe: EX3DV4 - SN3982; ConvF(10.36, 10.36, 10.36); Calibrated: 2018/4/10;
- Sensor-Surface: 1.4mm (Mechanical Surface Detection), z = -2.0, 31.0
- Electronics: DAE4 Sn1428; Calibrated: 2018/1/17
- Phantom: ELI5; Type: ELI5; Serial: 1143
- DASY52 52.8.8(1222); SEMCAD X 14.6.10(7331)

Configuration/Body/Area Scan (8x14x1): Measurement grid: dx=15mm, dy=15mm
Maximum value of SAR (measured) = 0.340 W/kg

Configuration/Body/Zoom Scan (5x5x7)/Cube 0: Measurement grid: dx=8mm, dy=8mm, dz=5mm
Reference Value = 16.45 V/m; Power Drift = 0.03 dB
Peak SAR (extrapolated) = 0.395 W/kg
SAR(1 g) = 0.286 W/kg; SAR(10 g) = 0.217 W/kg
Maximum value of SAR (measured) = 0.353 W/kg

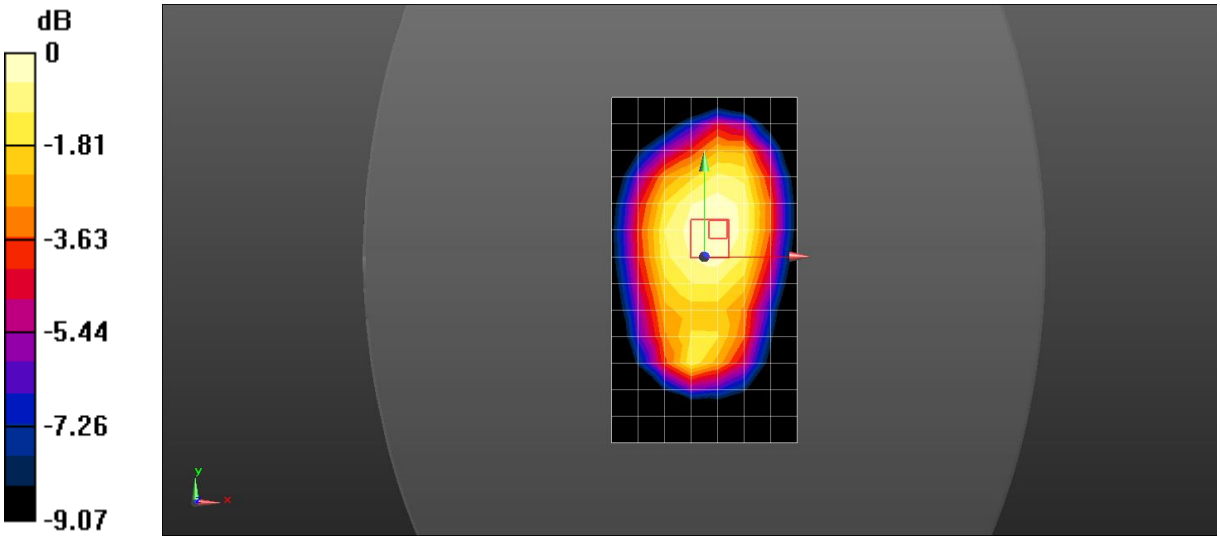

0 dB = 0.353 W/kg = -4.52 dBW/kg

Date: 2018/12/7

Test Laboratory: SGS-SAR Lab

5059S GSM1900 GSM 661CH Right cheek

DUT: 5059S; Type: mobile phone; Serial: 6c2ee4fa

Communication System: UID 0, GSM Only Communication System (0); Frequency: 1880 MHz;Duty Cycle: 1:8.30042

Medium: HSL1900;Medium parameters used: f = 1880 MHz; σ = 1.367 S/m; ε_r = 38.922; ρ = 1000 kg/m^3
Phantom section: Right Section

DASY 5 Configuration:

- Probe: EX3DV4 - SN3982; ConvF(8.5, 8.5, 8.5); Calibrated: 2018/4/10;
- Sensor-Surface: 1.4mm (Mechanical Surface Detection), z = -2.0, 31.0
- Electronics: DAE4 Sn1428; Calibrated: 2018/1/17
- Phantom: Twin phantom; Type: SAM1; Serial: 1141
- DASY52 52.8.8(1222); SEMCAD X 14.6.10(7331)

Configuration/Head/Area Scan (8x13x1): Measurement grid: dx=15mm, dy=15mm
Maximum value of SAR (measured) = 0.225 W/kg

Configuration/Head/Zoom Scan (5x5x7)/Cube 0: Measurement grid: dx=8mm, dy=8mm, dz=5mm
Reference Value = 3.659 V/m; Power Drift = 0.02 dB
Peak SAR (extrapolated) = 0.288 W/kg
SAR(1 g) = 0.184 W/kg; SAR(10 g) = 0.115 W/kg
Maximum value of SAR (measured) = 0.231 W/kg

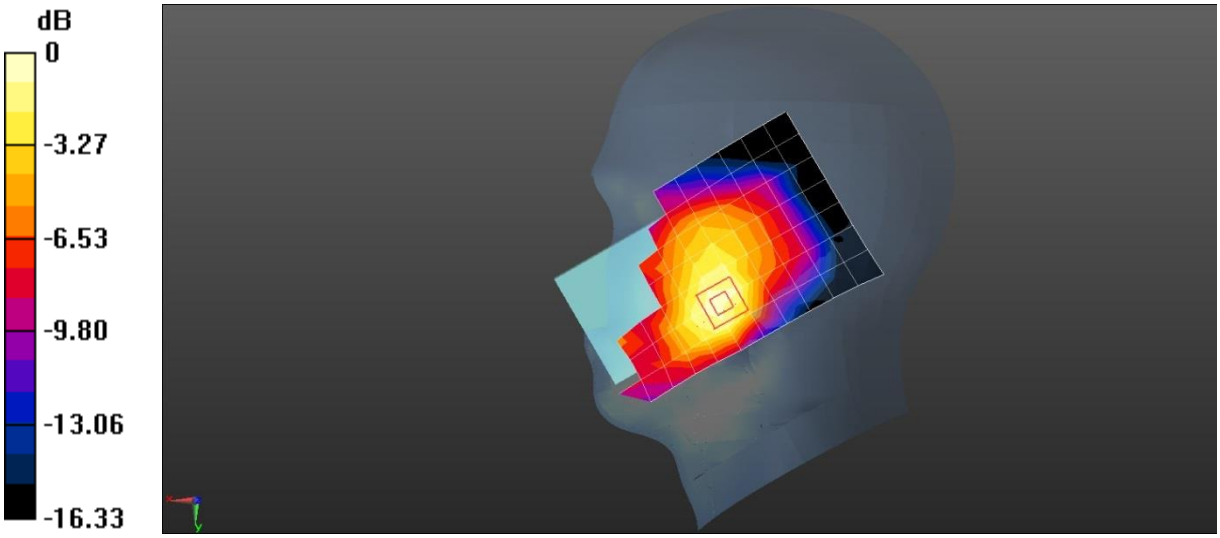

0 dB = 0.231 W/kg = -6.36 dBW/kg

Date: 2018/12/5

Test Laboratory: SGS-SAR Lab

TCL 5059S GSM1900 661CH Back side 15mm

DUT: 5059S; Type: mobile phone; Serial: 6c2ee4fa

Communication System: UID 0, GSM Only Communication System (0); Frequency: 1880 MHz;Duty Cycle: 1:8.30042

Medium: MSL1900;Medium parameters used: f = 1880 MHz; σ = 1.481 S/m; ε_r = 52.697; ρ = 1000 kg/m^3
Phantom section: Flat Section

DASY 5 Configuration:

- Probe: EX3DV4 - SN3982; ConvF(8.13, 8.13, 8.13); Calibrated: 2018/4/10;
- Sensor-Surface: 1.4mm (Mechanical Surface Detection), z = -2.0, 31.0
- Electronics: DAE4 Sn1428; Calibrated: 2018/1/17
- Phantom: SAM 1; Type: SAM V4.0; Serial: TP-1283
- DASY52 52.8.8(1222); SEMCAD X 14.6.10(7331)

Configuration/Body/Area Scan (8x13x1): Measurement grid: dx=15mm, dy=15mm
Maximum value of SAR (measured) = 0.540 W/kg

Configuration/Body/Zoom Scan (5x5x7)/Cube 0: Measurement grid: dx=8mm, dy=8mm, dz=5mm
Reference Value = 7.039 V/m; Power Drift = 0.01 dB
Peak SAR (extrapolated) = 0.673 W/kg
SAR(1 g) = 0.442 W/kg; SAR(10 g) = 0.266 W/kg
Maximum value of SAR (measured) = 0.566 W/kg

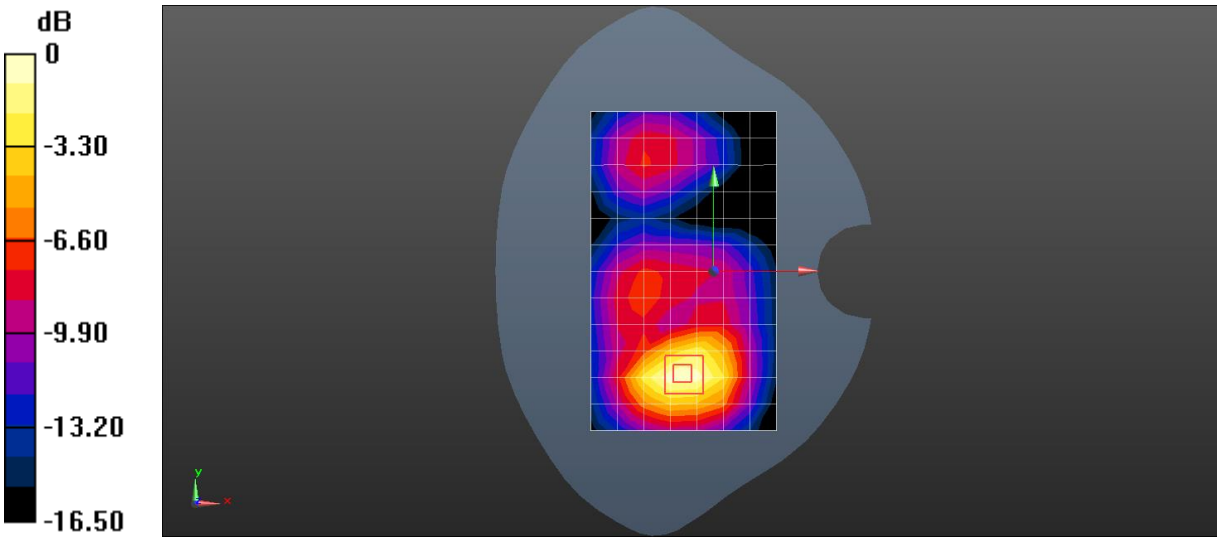

0 dB = 0.566 W/kg = -2.47 dBW/kg

Date: 2018/12/11

Test Laboratory: SGS-SAR Lab

5059S GSM1900 GPRS 4TS 661CH Bottom side 10mm

DUT: 5059S; Type: Mobile phone; Serial: 6c2ee4f6

Communication System: UID 0, GPRS/EGPRS Mode(4up) Communication System (0); Frequency: 1880 MHz;Duty Cycle: 1:2.0797

Medium: MSL1900;Medium parameters used: f = 1880 MHz; σ = 1.505 S/m; ε_r = 53.495; ρ = 1000 kg/m^3
Phantom section: Flat Section

DASY 5 Configuration:

- Probe: EX3DV4 - SN3982; ConvF(8.13, 8.13, 8.13); Calibrated: 2018/4/10;
- Sensor-Surface: 1.4mm (Mechanical Surface Detection), z = -2.0, 31.0
- Electronics: DAE4 Sn1428; Calibrated: 2018/1/17
- Phantom: ELI5; Type: ELI5; Serial: 1143
- DASY52 52.8.8(1222); SEMCAD X 14.6.10(7331)

Configuration/Body/Area Scan (4x9x1): Measurement grid: dx=15mm, dy=15mm
Maximum value of SAR (measured) = 0.793 W/kg

Configuration/Body/Zoom Scan (5x5x7)/Cube 0: Measurement grid: dx=8mm, dy=8mm, dz=5mm
Reference Value = 23.07 V/m; Power Drift = 0.06 dB
Peak SAR (extrapolated) = 1.37 W/kg
SAR(1 g) = 0.740 W/kg; SAR(10 g) = 0.385 W/kg
Maximum value of SAR (measured) = 1.04 W/kg

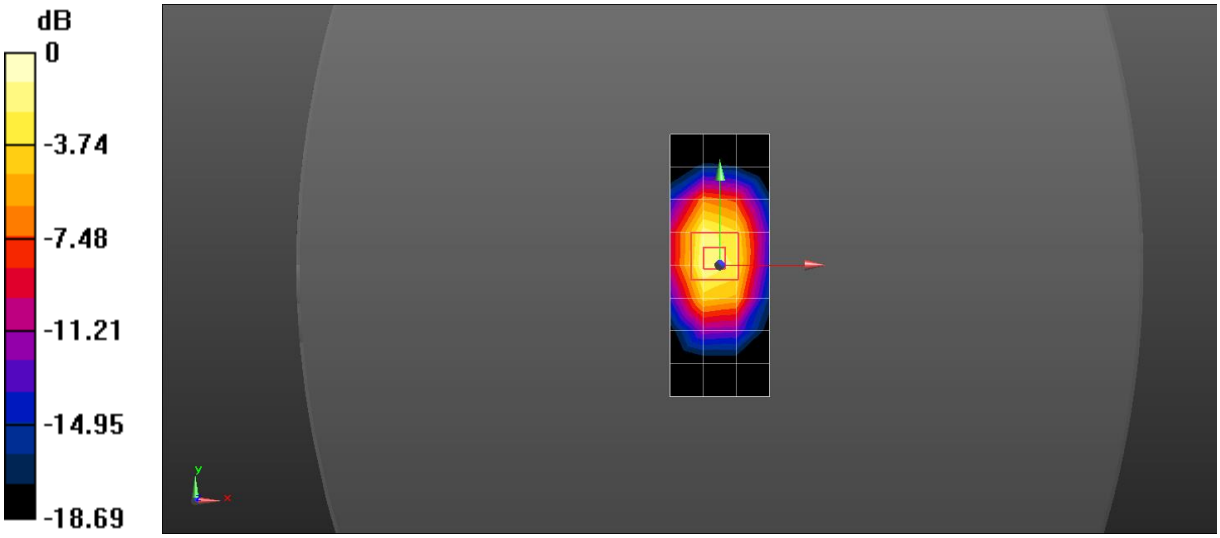

0 dB = 1.04 W/kg = 0.17 dBW/kg

Date: 2018/12/4

Test Laboratory: SGS-SAR Lab

TCL 5059S WCDMA Band V 4182CH Left cheek

DUT: 5059S; Type: mobile phone; Serial: 6c2ee4fa

Communication System: UID 0, WCDMA (0); Frequency: 836.4 MHz;Duty Cycle: 1:1

Medium: HSL835;Medium parameters used (interpolated): f = 836.4 MHz; σ = 0.937 S/m; ε_r = 42.364; ρ = 1000 kg/m^3
Phantom section: Left Section

DASY 5 Configuration:

- Probe: EX3DV4 - SN3982; ConvF(10.32, 10.32, 10.32); Calibrated: 2018/4/10;
- Sensor-Surface: 1.4mm (Mechanical Surface Detection), z = -2.0, 31.0
- Electronics: DAE4 Sn1428; Calibrated: 2018/1/17
- Phantom: Twin phantom; Type: SAM1; Serial: 1141
- DASY52 52.8.8(1222); SEMCAD X 14.6.10(7331)

Configuration/Head/Area Scan (8x13x1): Measurement grid: dx=15mm, dy=15mm
Maximum value of SAR (measured) = 0.322 W/kg

Configuration/Head/Zoom Scan (5x5x7)/Cube 0: Measurement grid: dx=8mm, dy=8mm, dz=5mm
Reference Value = 5.065 V/m; Power Drift = 0.01 dB
Peak SAR (extrapolated) = 0.356 W/kg
SAR(1 g) = 0.280 W/kg; SAR(10 g) = 0.213 W/kg
Maximum value of SAR (measured) = 0.320 W/kg

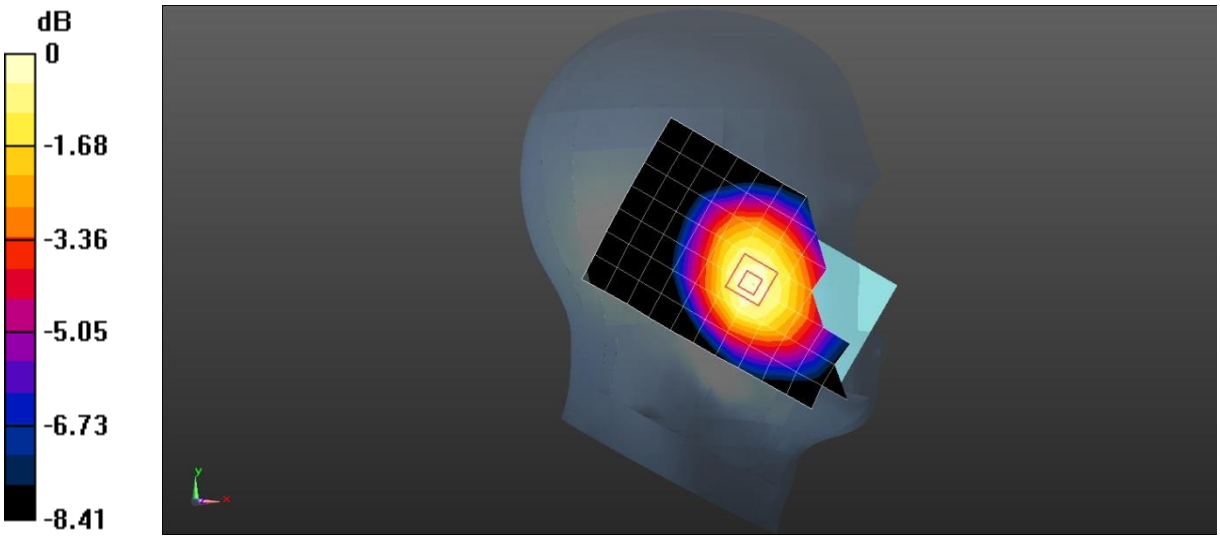

0 dB = 0.320 W/kg = -4.95 dBW/kg

Date: 2018/12/6

Test Laboratory: SGS-SAR Lab

5059S WCDMA Band V 4182CH Back side 15mm

DUT: 5059S; Type: mobile phone; Serial: 6c2ee4fa

Communication System: UID 0, WCDMA (0); Frequency: 836.4 MHz;Duty Cycle: 1:1

Medium: MSL835;Medium parameters used (interpolated): f = 836.4 MHz; σ = 1 S/m; ε_r = 57.814; ρ = 1000 kg/m^3
Phantom section: Flat Section

DASY 5 Configuration:

- Probe: EX3DV4 - SN3982; ConvF(10.36, 10.36, 10.36); Calibrated: 2018/4/10;
- Sensor-Surface: 1.4mm (Mechanical Surface Detection), z = -2.0, 31.0
- Electronics: DAE4 Sn1428; Calibrated: 2018/1/17
- Phantom: SAM 1; Type: SAM V4.0; Serial: TP-1283
- DASY52 52.8.8(1222); SEMCAD X 14.6.10(7331)

Configuration/Body/Area Scan (8x13x1): Measurement grid: dx=15mm, dy=15mm
Maximum value of SAR (measured) = 0.322 W/kg

Configuration/Body/Zoom Scan (5x5x7)/Cube 0: Measurement grid: dx=8mm, dy=8mm, dz=5mm
Reference Value = 15.70 V/m; Power Drift = -0.03 dB
Peak SAR (extrapolated) = 0.401 W/kg
SAR(1 g) = 0.287 W/kg; SAR(10 g) = 0.216 W/kg
Maximum value of SAR (measured) = 0.356 W/kg

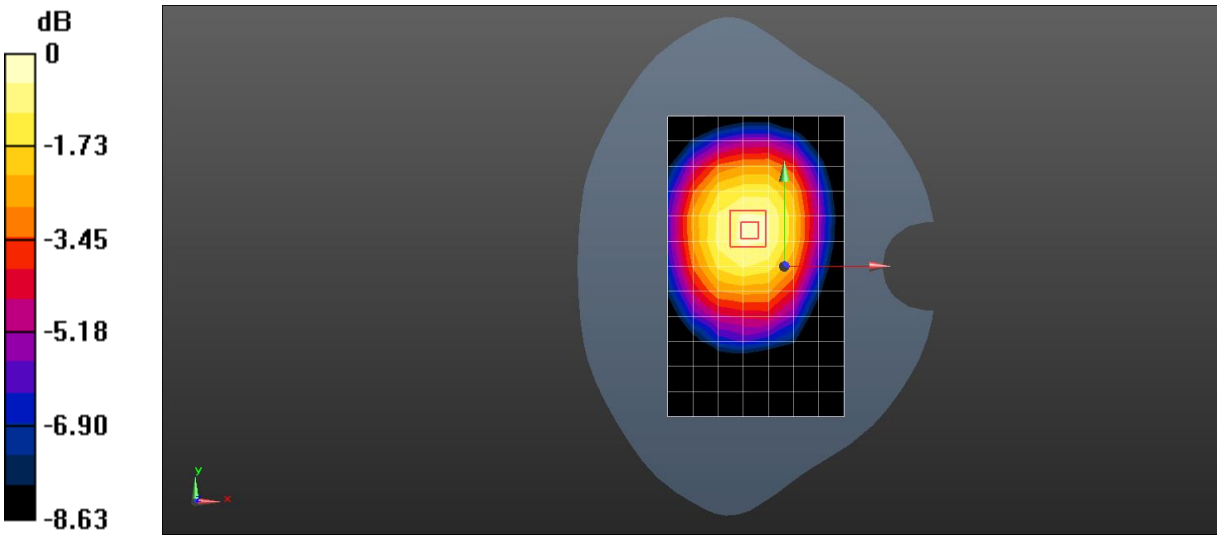

0 dB = 0.356 W/kg = -4.49 dBW/kg

Date: 2018/12/6

Test Laboratory: SGS-SAR Lab

TCL 5059S WCDMA Band V 4182CH Back side 10mm

DUT: 5059S; Type: mobile phone; Serial: 6c2ee4fa

Communication System: UID 0, WCDMA (0); Frequency: 836.4 MHz;Duty Cycle: 1:1

Medium: MSL835;Medium parameters used (interpolated): f = 836.4 MHz; σ = 1 S/m; ε_r = 57.814; ρ = 1000 kg/m^3
Phantom section: Flat Section

DASY 5 Configuration:

- Probe: EX3DV4 - SN3982; ConvF(10.36, 10.36, 10.36); Calibrated: 2018/4/10;
- Sensor-Surface: 1.4mm (Mechanical Surface Detection), z = -2.0, 31.0
- Electronics: DAE4 Sn1428; Calibrated: 2018/1/17
- Phantom: SAM 1; Type: SAM V4.0; Serial: TP-1283
- DASY52 52.8.8(1222); SEMCAD X 14.6.10(7331)

Configuration/Body/Area Scan (8x13x1): Measurement grid: dx=15mm, dy=15mm
Maximum value of SAR (measured) = 0.376 W/kg

Configuration/Body/Zoom Scan (5x5x7)/Cube 0: Measurement grid: dx=8mm, dy=8mm, dz=5mm
Reference Value = 17.50 V/m; Power Drift = -0.07 dB
Peak SAR (extrapolated) = 0.473 W/kg
SAR(1 g) = 0.339 W/kg; SAR(10 g) = 0.255 W/kg
Maximum value of SAR (measured) = 0.422 W/kg

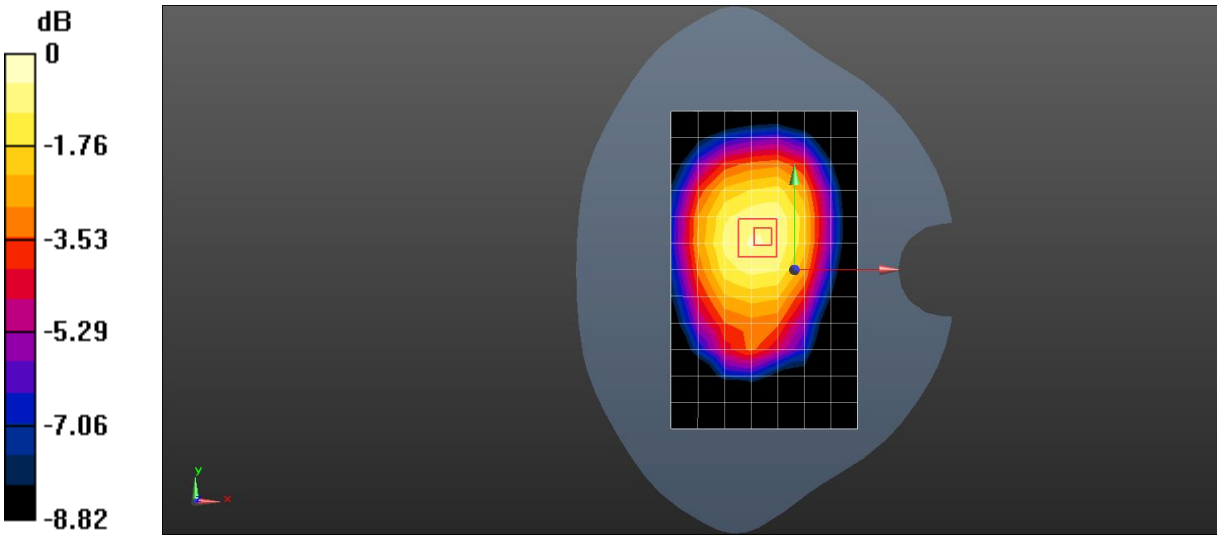

0 dB = 0.422 W/kg = -3.75 dBW/kg

Date: 2018/12/7

Test Laboratory: SGS-SAR Lab

5059S WCDMA Band II 9400CH Right cheek

DUT: 5059S; Type: mobile phone; Serial: 6c2ee4fa

Communication System: UID 0, WCDMA (0); Frequency: 1880 MHz;Duty Cycle: 1:1

Medium: HSL1900;Medium parameters used: f = 1880 MHz; σ = 1.367 S/m; ε_r = 38.922; ρ = 1000 kg/m^3
Phantom section: Right Section

DASY 5 Configuration:

- Probe: EX3DV4 - SN3982; ConvF(8.5, 8.5, 8.5); Calibrated: 2018/4/10;
- Sensor-Surface: 1.4mm (Mechanical Surface Detection), z = -2.0, 31.0
- Electronics: DAE4 Sn1428; Calibrated: 2018/1/17
- Phantom: Twin phantom; Type: SAM1; Serial: 1141
- DASY52 52.8.8(1222); SEMCAD X 14.6.10(7331)

Configuration/Head/Area Scan (7x13x1): Measurement grid: dx=15mm, dy=15mm
Maximum value of SAR (measured) = 0.437 W/kg

Configuration/Head/Zoom Scan (5x5x7)/Cube 0: Measurement grid: dx=8mm, dy=8mm, dz=5mm
Reference Value = 4.417 V/m; Power Drift = 0.15 dB
Peak SAR (extrapolated) = 0.573 W/kg
SAR(1 g) = 0.359 W/kg; SAR(10 g) = 0.222 W/kg
Maximum value of SAR (measured) = 0.457 W/kg

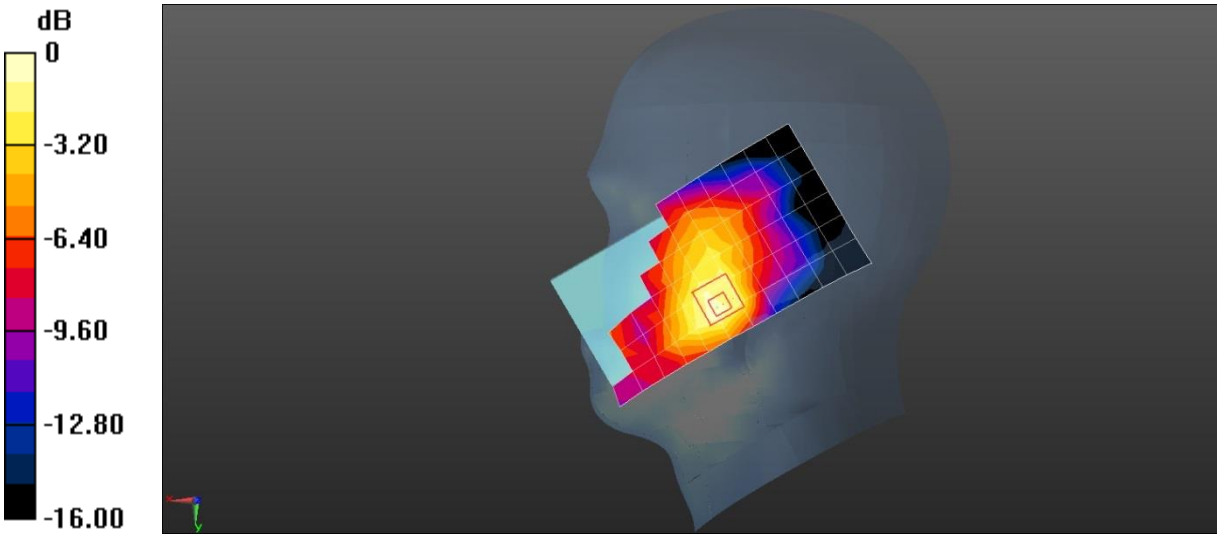

0 dB = 0.457 W/kg = -3.40 dBW/kg

Date: 2018/12/5

Test Laboratory: SGS-SAR Lab

5059S WCDMA Band II 9262CH Back side 15mm

DUT: 5059S; Type: mobile phone; Serial: 6c2ee4fa

Communication System: UID 0, WCDMA (0); Frequency: 1852.4 MHz;Duty Cycle: 1:1

Medium: MSL1900;Medium parameters used (interpolated): f = 1852.4 MHz; σ = 1.455 S/m; ε_r = 52.772; ρ = 1000 kg/m^3
Phantom section: Flat Section

DASY 5 Configuration:

- Probe: EX3DV4 - SN3982; ConvF(8.13, 8.13, 8.13); Calibrated: 2018/4/10;
- Sensor-Surface: 1.4mm (Mechanical Surface Detection), z = -2.0, 31.0
- Electronics: DAE4 Sn1428; Calibrated: 2018/1/17
- Phantom: SAM 1; Type: SAM V4.0; Serial: TP-1283
- DASY52 52.8.8(1222); SEMCAD X 14.6.10(7331)

Configuration/Body/Area Scan (7x13x1): Measurement grid: dx=15mm, dy=15mm
Maximum value of SAR (measured) = 1.03 W/kg

Configuration/Body/Zoom Scan (5x5x7)/Cube 0: Measurement grid: dx=8mm, dy=8mm, dz=5mm
Reference Value = 5.738 V/m; Power Drift = 0.17 dB
Peak SAR (extrapolated) = 1.38 W/kg
SAR(1 g) = 0.891 W/kg; SAR(10 g) = 0.529 W/kg
Maximum value of SAR (measured) = 1.13 W/kg

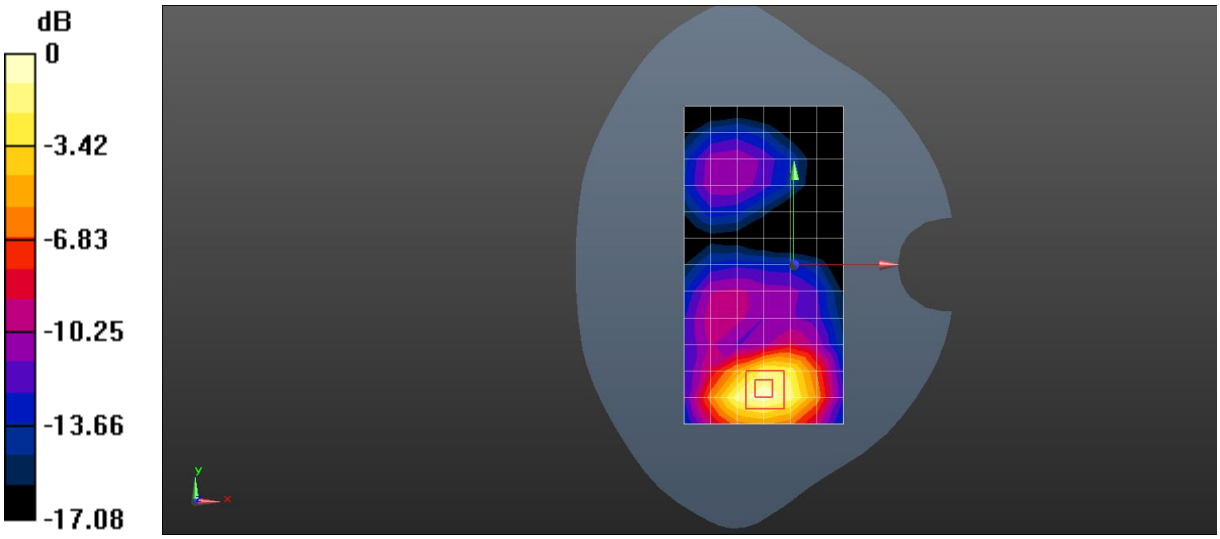

0 dB = 1.13 W/kg = 0.53 dBW/kg

Date: 2018/12/5

Test Laboratory: SGS-SAR Lab

5059S WCDMA Band II 9538CH Back side 10mm

DUT: 5059S; Type: mobile phone; Serial: 6c2ee4fa

Communication System: UID 0, WCDMA (0); Frequency: 1907.6 MHz;Duty Cycle: 1:1

Medium: MSL1900;Medium parameters used: f = 1908 MHz; σ = 1.506 S/m; ε_r = 52.631; ρ = 1000 kg/m^3
Phantom section: Flat Section

DASY 5 Configuration:

- Probe: EX3DV4 - SN3982; ConvF(8.13, 8.13, 8.13); Calibrated: 2018/4/10;
- Sensor-Surface: 1.4mm (Mechanical Surface Detection), z = -2.0, 31.0
- Electronics: DAE4 Sn1428; Calibrated: 2018/1/17
- Phantom: SAM 1; Type: SAM V4.0; Serial: TP-1283
- DASY52 52.8.8(1222); SEMCAD X 14.6.10(7331)

Configuration/Body/Area Scan (7x13x1): Measurement grid: dx=15mm, dy=15mm
Maximum value of SAR (measured) = 1.16 W/kg

Configuration/Body/Zoom Scan (5x5x7)/Cube 0: Measurement grid: dx=8mm, dy=8mm, dz=5mm
Reference Value = 8.109 V/m; Power Drift = -0.00 dB
Peak SAR (extrapolated) = 1.57 W/kg
SAR(1 g) = 0.974 W/kg; SAR(10 g) = 0.543 W/kg
Maximum value of SAR (measured) = 1.28 W/kg

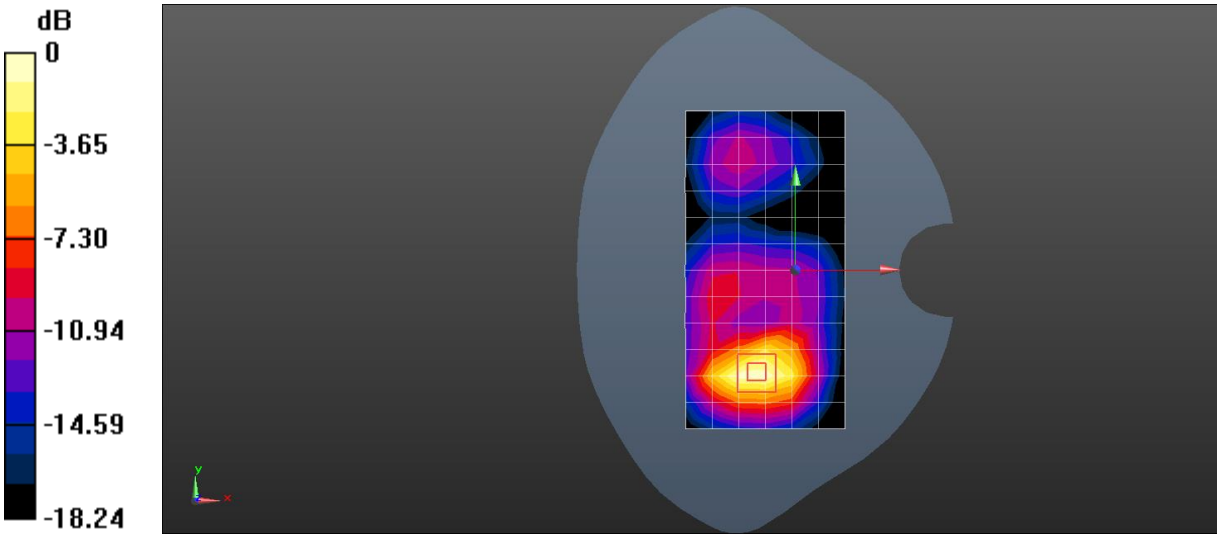

0 dB = 1.28 W/kg = 1.07 dBW/kg

Date: 2018/12/12

Test Laboratory: SGS-SAR Lab

LTE Band2 20M QPSK 1RB50 19100CH Right cheek

DUT: 5059S; Type: Mobile phone; Serial: 6c2ee4fa

Communication System: UID 0, LTE-FDD BW 20MHz (0); Frequency: 1900 MHz;Duty Cycle: 1:1

Medium: HSL1900;Medium parameters used: f = 1900 MHz; σ = 1.437 S/m; ε_r = 41.171; ρ = 1000 kg/m^3
Phantom section: Right Section

DASY 5 Configuration:

- Probe: EX3DV4 - SN3982; ConvF(8.5, 8.5, 8.5); Calibrated: 2018/4/10;
- Sensor-Surface: 1.4mm (Mechanical Surface Detection), z = -2.0, 31.0
- Electronics: DAE4 Sn1428; Calibrated: 2018/1/17
- Phantom: Twin phantom; Type: SAM1; Serial: 1141
- DASY52 52.8.8(1222); SEMCAD X 14.6.10(7331)

Configuration/Head/Area Scan (7x13x1): Measurement grid: dx=15mm, dy=15mm
Maximum value of SAR (measured) = 0.417 W/kg

Configuration/Head/Zoom Scan (5x5x7)/Cube 0: Measurement grid: dx=8mm, dy=8mm, dz=5mm
Reference Value = 3.292 V/m; Power Drift = 0.03 dB
Peak SAR (extrapolated) = 0.528 W/kg
SAR(1 g) = 0.329 W/kg; SAR(10 g) = 0.199 W/kg
Maximum value of SAR (measured) = 0.454 W/kg

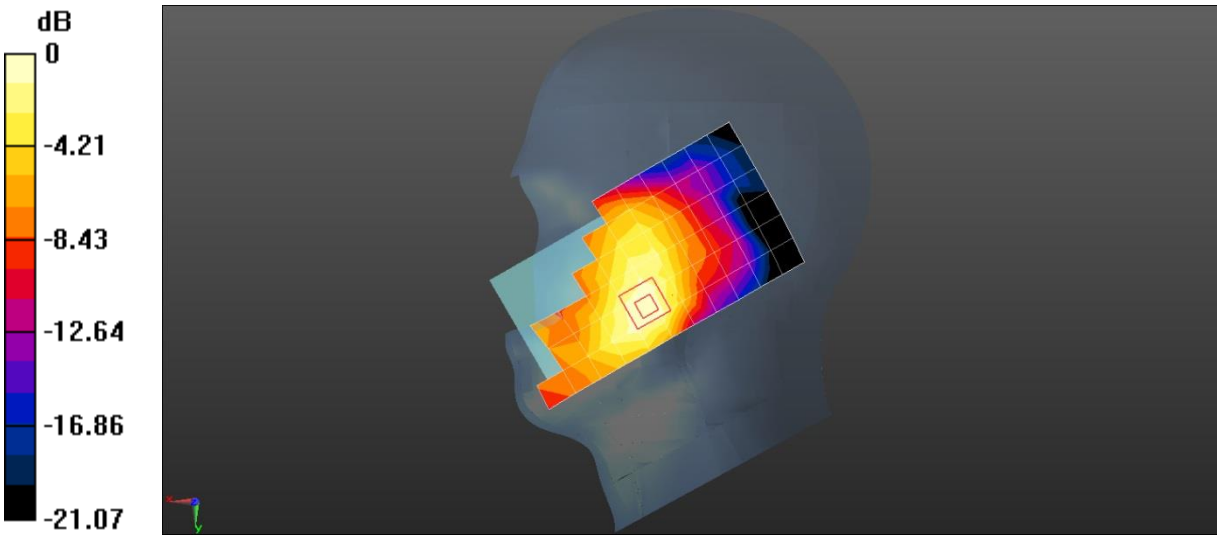

0 dB = 0.454 W/kg = -3.43 dBW/kg

Date: 2018/12/11

Test Laboratory: SGS-SAR Lab

5059S LTE Band2 20M QPSK 1RB50 18900CH Back side 15mm

DUT: 5059S; Type: Mobile phone; Serial: 6c2ee4f6

Communication System: UID 0, LTE-FDD BW 20MHz (0); Frequency: 1880 MHz;Duty Cycle: 1:1

Medium: MSL1900;Medium parameters used: f = 1880 MHz; σ = 1.505 S/m; ε_r = 53.495; ρ = 1000 kg/m^3
Phantom section: Flat Section

DASY 5 Configuration:

- Probe: EX3DV4 - SN3982; ConvF(8.13, 8.13, 8.13); Calibrated: 2018/4/10;
- Sensor-Surface: 1.4mm (Mechanical Surface Detection), z = -2.0, 31.0
- Electronics: DAE4 Sn1428; Calibrated: 2018/1/17
- Phantom: ELI5; Type: ELI5; Serial: 1143
- DASY52 52.8.8(1222); SEMCAD X 14.6.10(7373)

Configuration/Body/Area Scan (7x13x1): Measurement grid: dx=15mm, dy=15mm
Maximum value of SAR (measured) = 1.48 W/kg

Configuration/Body/Zoom Scan (5x5x7)/Cube 0: Measurement grid: dx=8mm, dy=8mm, dz=5mm
Reference Value = 8.568 V/m; Power Drift = 0.08 dB
Peak SAR (extrapolated) = 2.02 W/kg
SAR(1 g) = 1.14 W/kg; SAR(10 g) = 0.631 W/kg
Maximum value of SAR (measured) = 1.69 W/kg

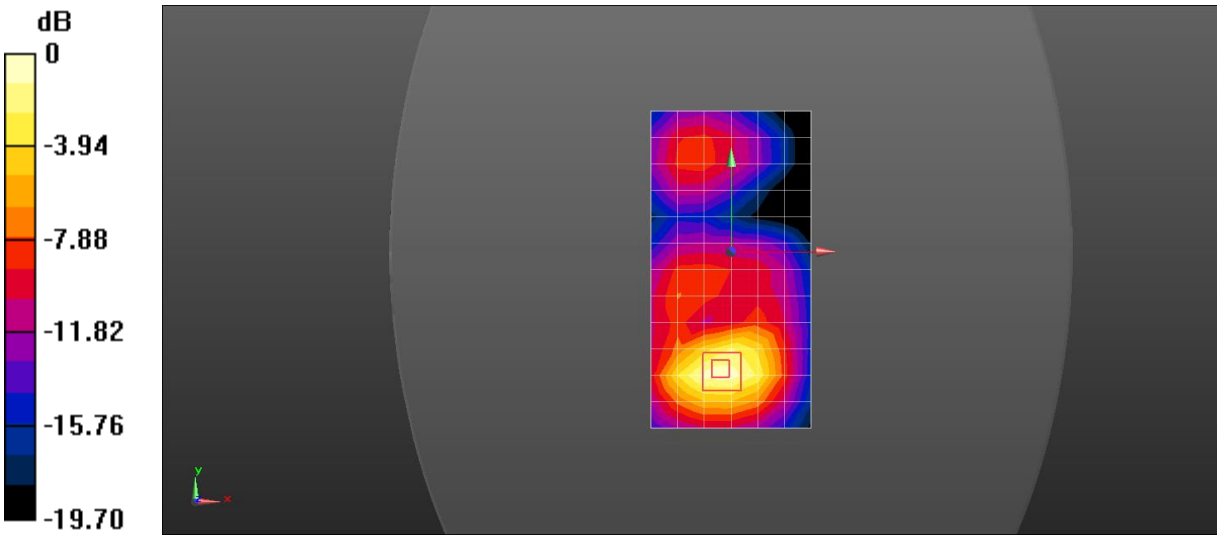

0 dB = 1.69 W/kg = 2.28 dBW/kg

Date: 2018/12/11

Test Laboratory: SGS-SAR Lab

5059S LTE Band2 20M QPSK 1RB50 18700CH Bottom side 10mm

DUT: 5059S; Type: Mobile phone; Serial: 6c2ee4fa

Communication System: UID 0, LTE-FDD BW 20MHz (0); Frequency: 1860 MHz;Duty Cycle: 1:1

Medium: MSL1900;Medium parameters used: f = 1860 MHz; σ = 1.492 S/m; ε_r = 53.672; ρ = 1000 kg/m^3
Phantom section: Flat Section

DASY 5 Configuration:

- Probe: EX3DV4 - SN3982; ConvF(8.13, 8.13, 8.13); Calibrated: 2018/4/10;
- Sensor-Surface: 1.4mm (Mechanical Surface Detection), z = -2.0, 31.0
- Electronics: DAE4 Sn1428; Calibrated: 2018/1/17
- Phantom: ELI5; Type: ELI5; Serial: 1143
- DASY52 52.8.8(1222); SEMCAD X 14.6.10(7373)

Configuration/Body/Area Scan (4x9x1): Measurement grid: dx=15mm, dy=15mm
Maximum value of SAR (measured) = 1.79 W/kg

Configuration/Body/Zoom Scan (5x5x7)/Cube 0: Measurement grid: dx=8mm, dy=8mm, dz=5mm
Reference Value = 28.14 V/m; Power Drift = 0.04 dB
Peak SAR (extrapolated) = 2.42 W/kg
SAR(1 g) = 1.29 W/kg; SAR(10 g) = 0.668 W/kg
Maximum value of SAR (measured) = 1.98 W/kg

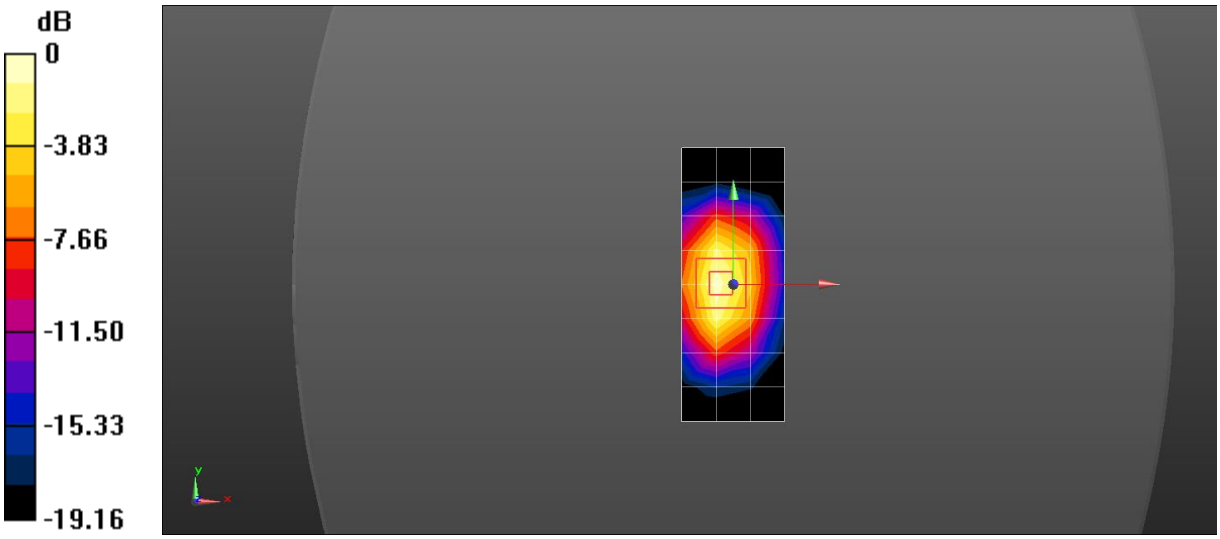

0 dB = 1.98 W/kg = 2.97 dBW/kg

Date: 2018/12/12

Test Laboratory: SGS-SAR Lab

5059S LTE Band 4 20M QPSK 1RB50 20300CH Right cheek

DUT: 5059S; Type: Mobile phone; Serial: 6c2ee4fa

Communication System: UID 0, LTE-FDD BW 20MHz (0); Frequency: 1745 MHz;Duty Cycle: 1:1

Medium: HSL1750;Medium parameters used: f = 1745 MHz; σ = 1.327 S/m; ε_r = 40.712; ρ = 1000 kg/m^3
Phantom section: Right Section

DASY 5 Configuration:

- Probe: EX3DV4 - SN3982; ConvF(8.8, 8.8, 8.8); Calibrated: 2018/4/10;
- Sensor-Surface: 1.4mm (Mechanical Surface Detection), z = -2.0, 31.0
- Electronics: DAE4 Sn1428; Calibrated: 2018/1/17
- Phantom: Twin phantom; Type: SAM1; Serial: 1141
- DASY52 52.8.8(1222); SEMCAD X 14.6.10(7331)

Configuration/Head/Area Scan (7x13x1): Measurement grid: dx=15mm, dy=15mm
Maximum value of SAR (measured) = 0.485 W/kg

Configuration/Head/Zoom Scan (5x5x7)/Cube 0: Measurement grid: dx=8mm, dy=8mm, dz=5mm
Reference Value = 4.702 V/m; Power Drift = 0.08 dB
Peak SAR (extrapolated) = 0.618 W/kg
SAR(1 g) = 0.401 W/kg; SAR(10 g) = 0.253 W/kg
Maximum value of SAR (measured) = 0.535 W/kg

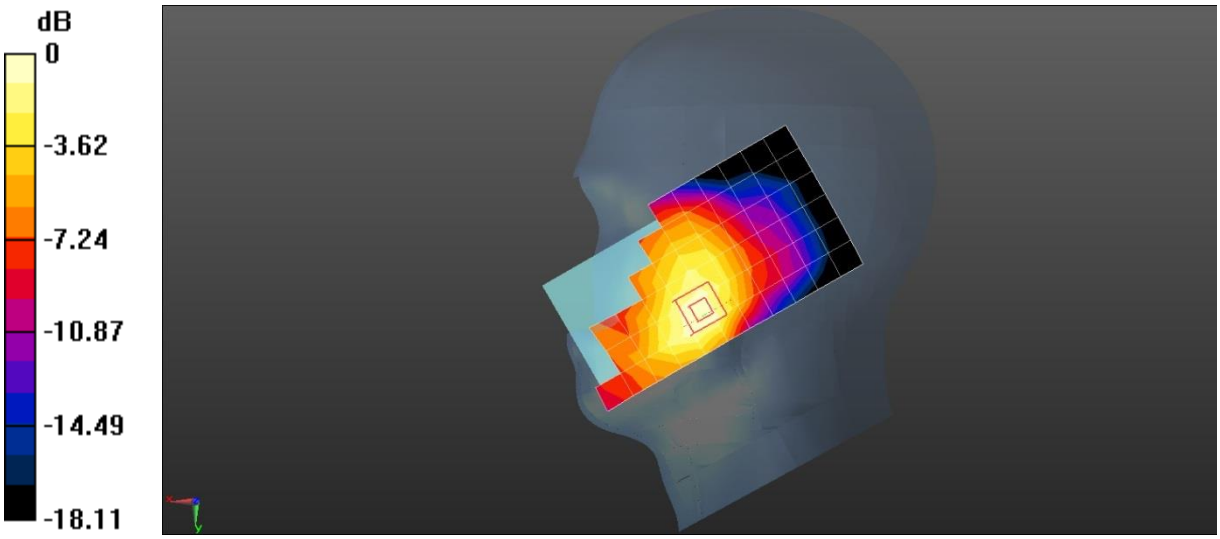

0 dB = 0.535 W/kg = -2.72 dBW/kg

Date: 2018/12/18

Test Laboratory: SGS-SAR Lab

5059S LTE Band 4 20M QPSK 1RB50 20050CH Back side 15mm

DUT: 5059S; Type: Mobile phone; Serial: 6c2ee4fa

Communication System: UID 0, LTE-FDD BW 20MHz (0); Frequency: 1720 MHz;Duty Cycle: 1:1

Medium: MSL1750;Medium parameters used: f = 1720 MHz; σ = 1.525 S/m; ε_r = 52.86; ρ = 1000 kg/m^3
Phantom section: Flat Section

DASY 5 Configuration:

- Probe: EX3DV4 - SN3982; ConvF(8.48, 8.48, 8.48); Calibrated: 2018/4/10;
- Sensor-Surface: 1.4mm (Mechanical Surface Detection), z = -2.0, 31.0
- Electronics: DAE4 Sn1428; Calibrated: 2018/1/17
- Phantom: ELI5; Type: ELI5; Serial: 1143
- DASY52 52.8.8(1222); SEMCAD X 14.6.10(7331)

Configuration/Body/Area Scan (7x13x1): Measurement grid: dx=15mm, dy=15mm
Maximum value of SAR (measured) = 1.16 W/kg

Configuration/Body/Zoom Scan (5x5x7)/Cube 0: Measurement grid: dx=8mm, dy=8mm, dz=5mm
Reference Value = 8.600 V/m; Power Drift = 0.04 dB
Peak SAR (extrapolated) = 1.63 W/kg
SAR(1 g) = 1 W/kg; SAR(10 g) = 0.577 W/kg
Maximum value of SAR (measured) = 1.35 W/kg

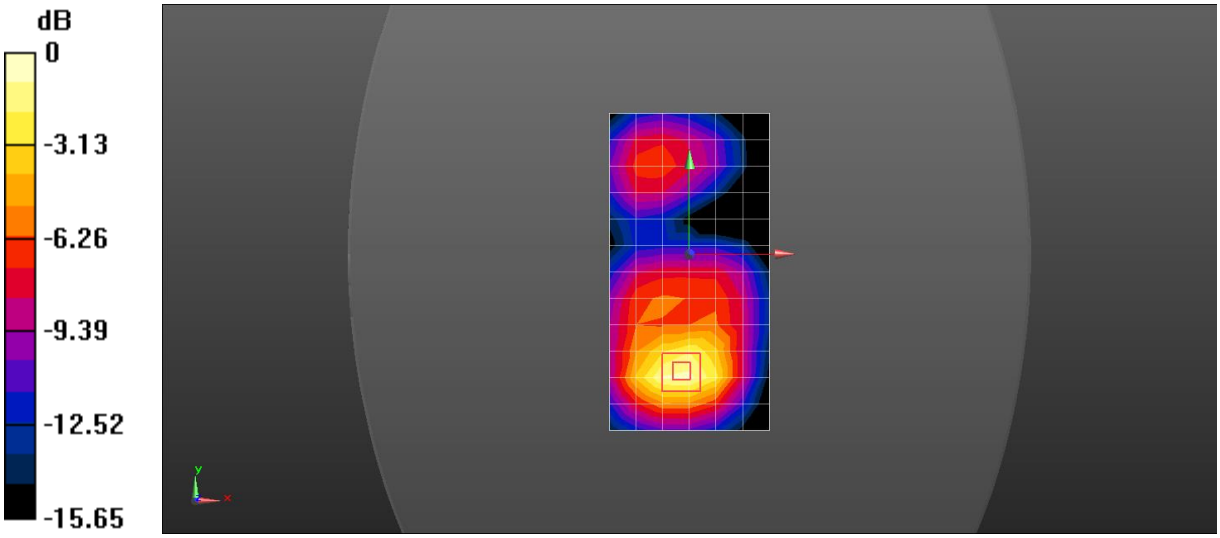

0 dB = 1.35 W/kg = 1.30 dBW/kg

Date: 2018/12/18

Test Laboratory: SGS-SAR Lab

5059S LTE Band 4 20M QPSK 1RB50 20175CH Bottom side 10mm

DUT: 5059S; Type: Mobile phone; Serial: 6c2ee4fa

Communication System: UID 0, LTE-FDD BW 20MHz (0); Frequency: 1732.5 MHz;Duty Cycle: 1:1

Medium: MSL1750;Medium parameters used (interpolated): f = 1732.5 MHz; σ = 1.521 S/m; ε_r = 52.913; ρ = 1000 kg/m^3
Phantom section: Flat Section

DASY 5 Configuration:

- Probe: EX3DV4 - SN3982; ConvF(8.48, 8.48, 8.48); Calibrated: 2018/4/10;
- Sensor-Surface: 1.4mm (Mechanical Surface Detection), z = -2.0, 31.0
- Electronics: DAE4 Sn1428; Calibrated: 2018/1/17
- Phantom: ELI5; Type: ELI5; Serial: 1143
- DASY52 52.8.8(1222); SEMCAD X 14.6.10(7331)

Configuration/Body/Area Scan (4x9x1): Measurement grid: dx=15mm, dy=15mm
Maximum value of SAR (measured) = 1.62 W/kg

Configuration/Body/Zoom Scan (5x5x7)/Cube 0: Measurement grid: dx=8mm, dy=8mm, dz=5mm
Reference Value = 24.81 V/m; Power Drift = 0.02 dB
Peak SAR (extrapolated) = 2.02 W/kg
SAR(1 g) = 1.19 W/kg; SAR(10 g) = 0.646 W/kg
Maximum value of SAR (measured) = 1.61 W/kg

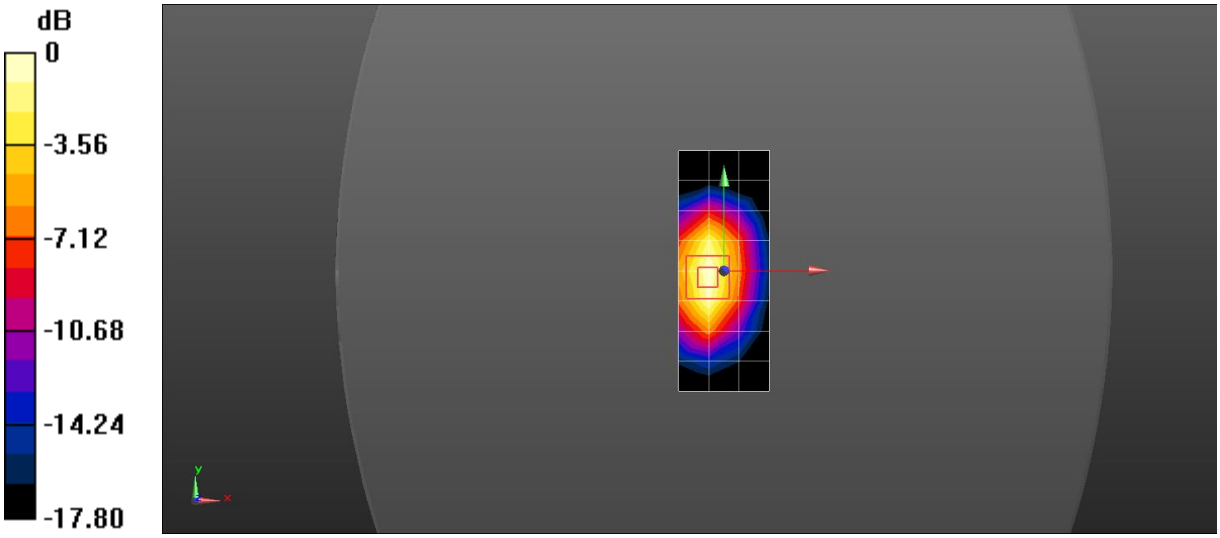

0 dB = 1.61 W/kg = 2.07 dBW/kg

Date: 2018/12/11

Test Laboratory: SGS-SAR Lab

5059S LTE Band 5 10M QPSK 1RB25 20525CH Right Cheek

DUT: 5059S; Type: Mobile phone; Serial: 6c2ee4fa

Communication System: UID 0, LTE-FDD BW 10MHZ (0); Frequency: 836.5 MHz;Duty Cycle: 1:1

Medium: HSL835;Medium parameters used (interpolated): f = 836.5 MHz; σ = 0.908 S/m; ε_r = 42.203; ρ = 1000 kg/m^3
Phantom section: Right Section

DASY 5 Configuration:

- Probe: EX3DV4 - SN3982; ConvF(10.32, 10.32, 10.32); Calibrated: 2018/4/10;
- Sensor-Surface: 1.4mm (Mechanical Surface Detection), z = -2.0, 31.0
- Electronics: DAE4 Sn1428; Calibrated: 2018/1/17
- Phantom: Twin phantom; Type: SAM1; Serial: 1141
- DASY52 52.8.8(1222); SEMCAD X 14.6.10(7331)

Configuration/Body/Area Scan (7x13x1): Measurement grid: dx=15mm, dy=15mm
Maximum value of SAR (measured) = 0.470 W/kg

Configuration/Body/Zoom Scan (5x5x7)/Cube 0: Measurement grid: dx=8mm, dy=8mm, dz=5mm
Reference Value = 6.891 V/m; Power Drift = -0.09 dB
Peak SAR (extrapolated) = 0.551 W/kg
SAR(1 g) = 0.402 W/kg; SAR(10 g) = 0.302 W/kg
Maximum value of SAR (measured) = 0.486 W/kg

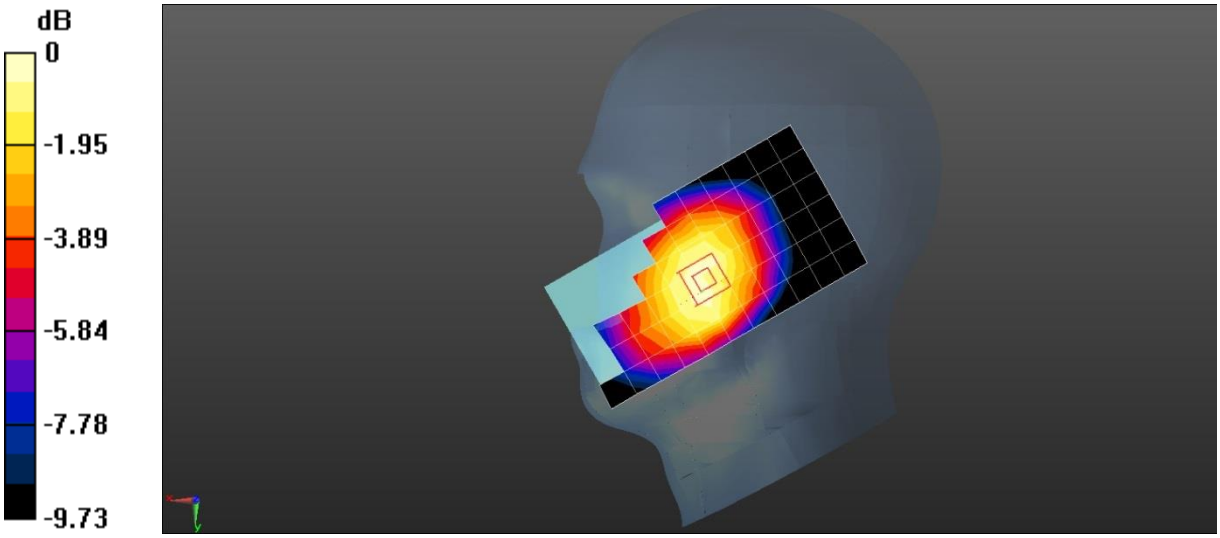

0 dB = 0.486 W/kg = -3.13 dBW/kg

Date: 2018/12/6

Test Laboratory: SGS-SAR Lab

5059S LTE Band 5 10M QPSK 1RB25 20525CH Back side 15mm

DUT: 5059S; Type: mobile phone; Serial: 6c2ee4fa

Communication System: UID 0, LTE-FDD BW 10MHZ (0); Frequency: 836.5 MHz;Duty Cycle: 1:1

Medium: MSL835;Medium parameters used (interpolated): f = 836.5 MHz; σ = 1 S/m; ε_r = 57.813; ρ = 1000 kg/m^3
Phantom section: Flat Section

DASY 5 Configuration:

- Probe: EX3DV4 - SN3982; ConvF(10.36, 10.36, 10.36); Calibrated: 2018/4/10;
- Sensor-Surface: 1.4mm (Mechanical Surface Detection), z = -2.0, 31.0
- Electronics: DAE4 Sn1428; Calibrated: 2018/1/17
- Phantom: SAM 1; Type: SAM V4.0; Serial: TP-1283
- DASY52 52.8.8(1222); SEMCAD X 14.6.10(7331)

Configuration/Body/Area Scan (8x13x1): Measurement grid: dx=15mm, dy=15mm
Maximum value of SAR (measured) = 0.519 W/kg

Configuration/Body/Zoom Scan (5x5x7)/Cube 0: Measurement grid: dx=8mm, dy=8mm, dz=5mm
Reference Value = 21.02 V/m; Power Drift = 0.08 dB
Peak SAR (extrapolated) = 0.605 W/kg
SAR(1 g) = 0.423 W/kg; SAR(10 g) = 0.312 W/kg
Maximum value of SAR (measured) = 0.534 W/kg

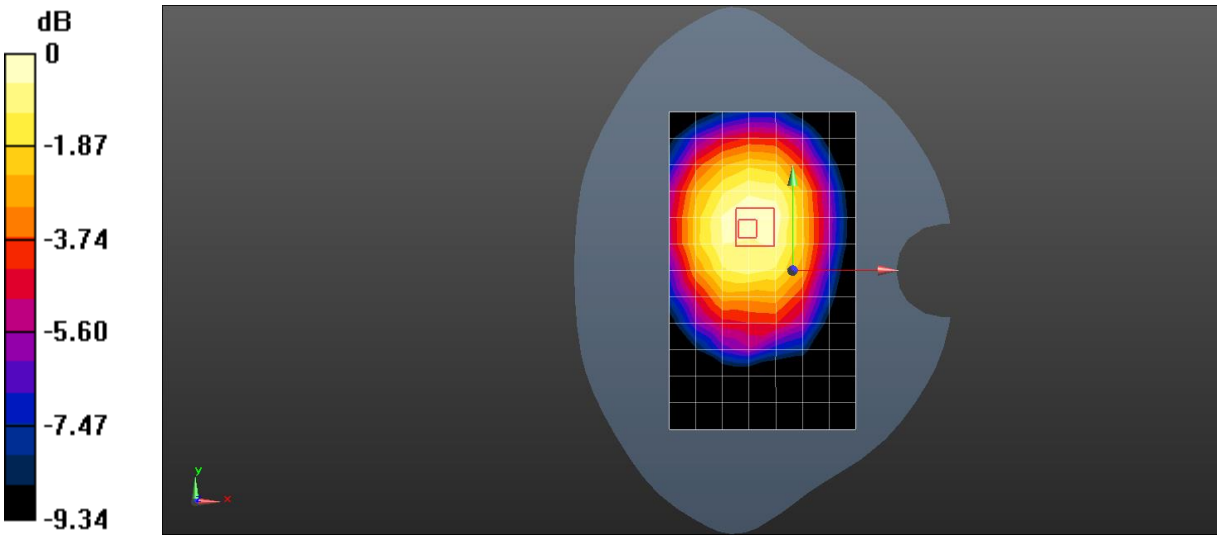

0 dB = 0.534 W/kg = -2.72 dBW/kg

Date: 2018/12/6

Test Laboratory: SGS-SAR Lab

5059S LTE Band 5 10M QPSK 1RB25 20525CH Back side 10mm

DUT: 5059S; Type: mobile phone; Serial: 6c2ee4fa

Communication System: UID 0, LTE-FDD BW 10MHZ (0); Frequency: 836.5 MHz;Duty Cycle: 1:1

Medium: MSL835;Medium parameters used (interpolated): f = 836.5 MHz; σ = 1 S/m; ε_r = 57.813; ρ = 1000 kg/m^3
Phantom section: Flat Section

DASY 5 Configuration:

- Probe: EX3DV4 - SN3982; ConvF(10.36, 10.36, 10.36); Calibrated: 2018/4/10;
- Sensor-Surface: 1.4mm (Mechanical Surface Detection), z = -2.0, 31.0
- Electronics: DAE4 Sn1428; Calibrated: 2018/1/17
- Phantom: SAM 1; Type: SAM V4.0; Serial: TP-1283
- DASY52 52.8.8(1222); SEMCAD X 14.6.10(7331)

Configuration/Body/Area Scan (8x13x1): Measurement grid: dx=15mm, dy=15mm
Maximum value of SAR (measured) = 0.586 W/kg

Configuration/Body/Zoom Scan (5x5x7)/Cube 0: Measurement grid: dx=8mm, dy=8mm, dz=5mm
Reference Value = 23.89 V/m; Power Drift = 0.03 dB
Peak SAR (extrapolated) = 0.695 W/kg
SAR(1 g) = 0.494 W/kg; SAR(10 g) = 0.369 W/kg
Maximum value of SAR (measured) = 0.614 W/kg

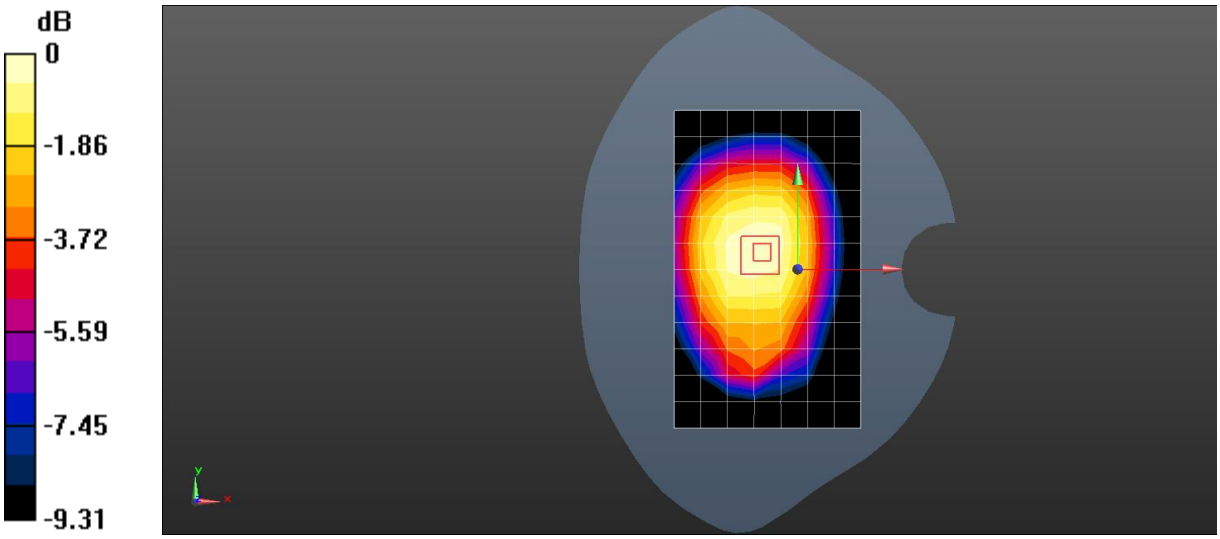

0 dB = 0.614 W/kg = -2.12 dBW/kg

Date: 2018/12/12

Test Laboratory: SGS-SAR Lab

5059S LTE Band 13 10M QPSK 1RB0 23230CH Right Cheek

DUT: 5059S; Type: Mobile phone; Serial: 6c2ee4fa

Communication System: UID 0, LTE-FDD BW 10MHZ (0); Frequency: 782 MHz;Duty Cycle: 1:1

Medium: HSL750;Medium parameters used: f = 782 MHz; σ = 0.913 S/m; ε_r = 41.386; ρ = 1000 kg/m^3
Phantom section: Right Section

DASY 5 Configuration:

- Probe: EX3DV4 - SN3982; ConvF(10.67, 10.67, 10.67); Calibrated: 2018/4/10;
- Sensor-Surface: 1.4mm (Mechanical Surface Detection), z = -2.0, 31.0
- Electronics: DAE4 Sn1428; Calibrated: 2018/1/17
- Phantom: Twin phantom; Type: SAM1; Serial: 1141
- DASY52 52.8.8(1222); SEMCAD X 14.6.10(7331)

Configuration/Head/Area Scan (7x13x1): Measurement grid: dx=15mm, dy=15mm
Maximum value of SAR (measured) = 0.470 W/kg

Configuration/Head/Zoom Scan (5x5x7)/Cube 0: Measurement grid: dx=8mm, dy=8mm, dz=5mm
Reference Value = 5.591 V/m; Power Drift = 0.02 dB
Peak SAR (extrapolated) = 0.512 W/kg
SAR(1 g) = 0.388 W/kg; SAR(10 g) = 0.297 W/kg
Maximum value of SAR (measured) = 0.466 W/kg

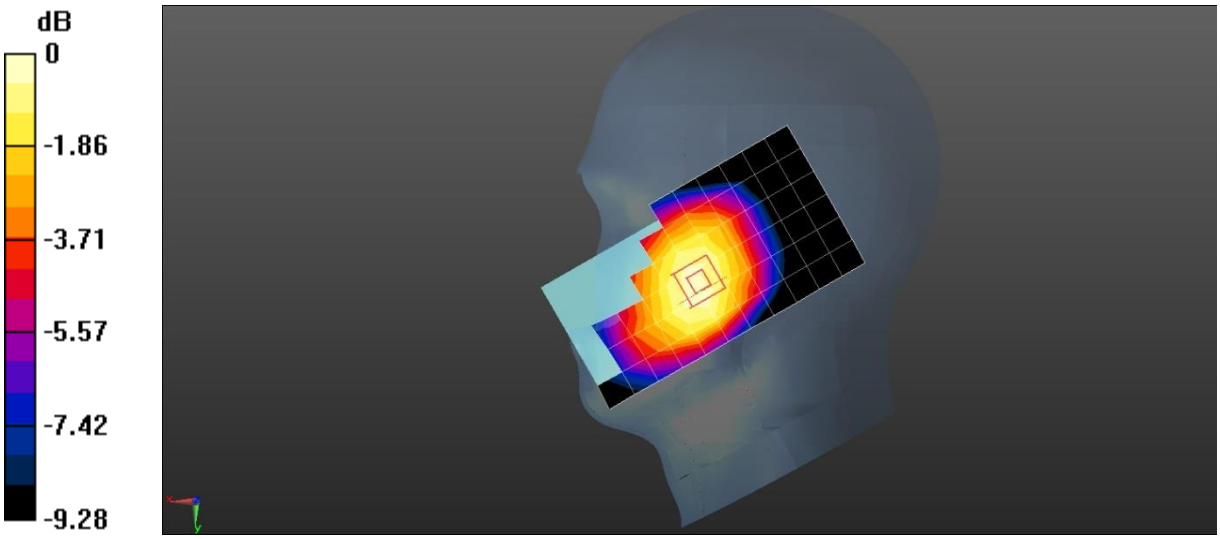

0 dB = 0.466 W/kg = -3.32 dBW/kg

Date: 2018/12/10

Test Laboratory: SGS-SAR Lab

5059S LTE Band 13 10M QPSK 1RB0 23230CH Back side 15mm

DUT: 5059S; Type: Mobile phone; Serial: 6c2ee4fa

Communication System: UID 0, LTE-FDD BW 10MHZ (0); Frequency: 782 MHz;Duty Cycle: 1:1

Medium: MSL750;Medium parameters used: f = 782 MHz; σ = 0.975 S/m; ε_r = 55.496; ρ = 1000 kg/m^3
Phantom section: Flat Section

DASY 5 Configuration:

- Probe: EX3DV4 - SN3982; ConvF(10.69, 10.69, 10.69); Calibrated: 2018/4/10;
- Sensor-Surface: 1.4mm (Mechanical Surface Detection), z = -2.0, 31.0
- Electronics: DAE4 Sn1428; Calibrated: 2018/1/17
- Phantom: Twin phantom; Type: SAM1; Serial: 1141
- DASY52 52.8.8(1222); SEMCAD X 14.6.10(7331)

Configuration/Body/Area Scan (8x14x1): Measurement grid: dx=15mm, dy=15mm
Maximum value of SAR (measured) = 0.571 W/kg

Configuration/Body/Zoom Scan (5x5x7)/Cube 0: Measurement grid: dx=8mm, dy=8mm, dz=5mm
Reference Value = 23.09 V/m; Power Drift = -0.05 dB
Peak SAR (extrapolated) = 0.640 W/kg
SAR(1 g) = 0.499 W/kg; SAR(10 g) = 0.385 W/kg
Maximum value of SAR (measured) = 0.581 W/kg

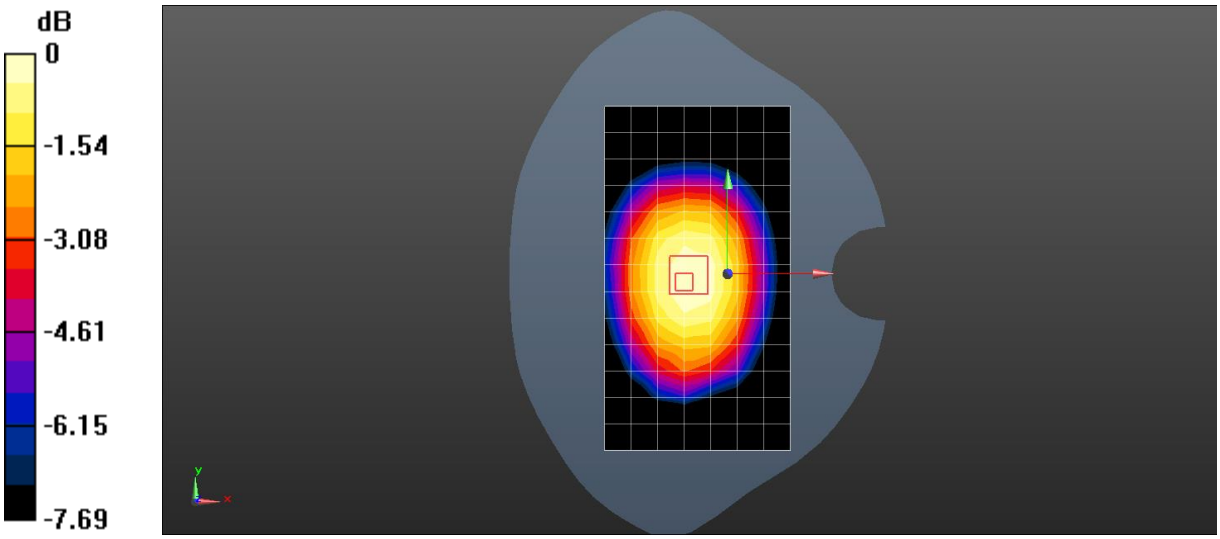

0 dB = 0.581 W/kg = -2.36 dBW/kg

Date: 2018/12/10

Test Laboratory: SGS-SAR Lab

5059S LTE Band 13 10M QPSK 1RB0 23230CH Back side 10mm

DUT: 5059S; Type: Mobile phone; Serial: 6c2ee4fa

Communication System: UID 0, LTE-FDD BW 10MHZ (0); Frequency: 782 MHz;Duty Cycle: 1:1

Medium: MSL750;Medium parameters used: f = 782 MHz; σ = 0.975 S/m; ε_r = 55.496; ρ = 1000 kg/m^3
Phantom section: Flat Section

DASY 5 Configuration:

- Probe: EX3DV4 - SN3982; ConvF(10.69, 10.69, 10.69); Calibrated: 2018/4/10;
- Sensor-Surface: 1.4mm (Mechanical Surface Detection), z = -2.0, 31.0
- Electronics: DAE4 Sn1428; Calibrated: 2018/1/17
- Phantom: Twin phantom; Type: SAM1; Serial: 1141
- DASY52 52.8.8(1222); SEMCAD X 14.6.10(7331)

Configuration/Body/Area Scan (8x14x1): Measurement grid: dx=15mm, dy=15mm
Maximum value of SAR (measured) = 0.631 W/kg

Configuration/Body/Zoom Scan (5x5x7)/Cube 0: Measurement grid: dx=8mm, dy=8mm, dz=5mm
Reference Value = 23.11 V/m; Power Drift = 0.02 dB
Peak SAR (extrapolated) = 0.683 W/kg
SAR(1 g) = 0.547 W/kg; SAR(10 g) = 0.425 W/kg
Maximum value of SAR (measured) = 0.622 W/kg

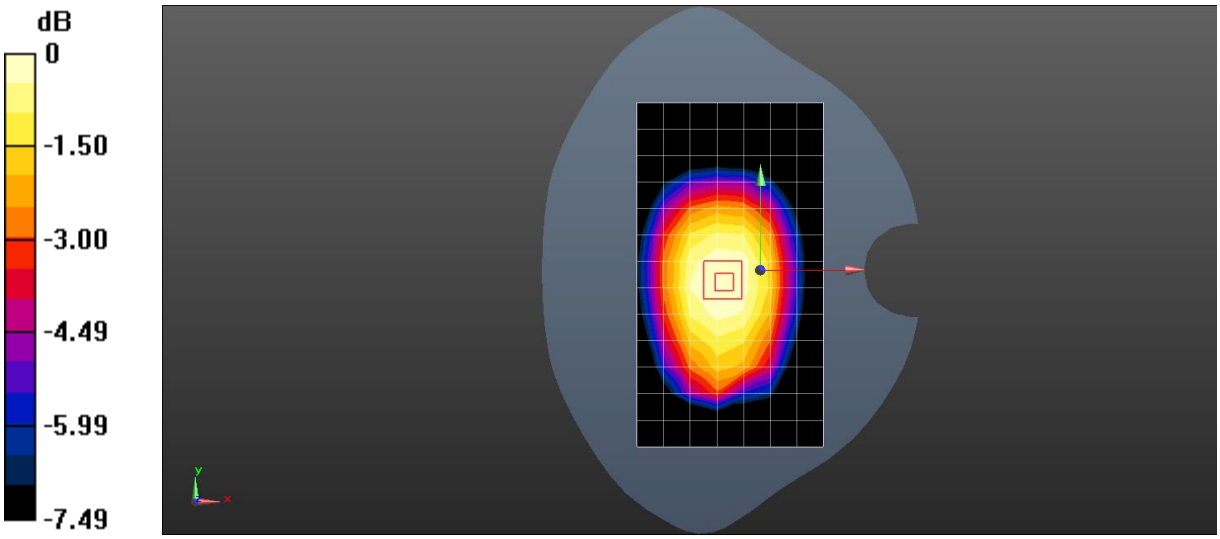

0 dB = 0.622 W/kg = -2.06 dBW/kg

Date: 2018/12/12

Test Laboratory: SGS-SAR Lab

5059S LTE Band66 20M QPSK 1RB50 132072CH Right cheek

DUT: 5059S; Type: Mobile phone; Serial: 6c2ee4fa

Communication System: UID 0, LTE-FDD BW 20MHz (0); Frequency: 1720 MHz;Duty Cycle: 1:1

Medium: HSL1750;Medium parameters used: f = 1720 MHz; σ = 1.304 S/m; ε_r = 40.793; ρ = 1000 kg/m^3
Phantom section: Right Section

DASY 5 Configuration:

- Probe: EX3DV4 - SN3982; ConvF(8.8, 8.8, 8.8); Calibrated: 2018/4/10;
- Sensor-Surface: 1.4mm (Mechanical Surface Detection), z = -2.0, 31.0
- Electronics: DAE4 Sn1428; Calibrated: 2018/1/17
- Phantom: Twin phantom; Type: SAM1; Serial: 1141
- DASY52 52.8.8(1222); SEMCAD X 14.6.10(7331)

Configuration/Head/Area Scan (7x13x1): Measurement grid: dx=15mm, dy=15mm
Maximum value of SAR (measured) = 0.403 W/kg

Configuration/Head/Zoom Scan (5x5x7)/Cube 0: Measurement grid: dx=8mm, dy=8mm, dz=5mm
Reference Value = 2.743 V/m; Power Drift = 0.05 dB
Peak SAR (extrapolated) = 0.482 W/kg
SAR(1 g) = 0.320 W/kg; SAR(10 g) = 0.204 W/kg
Maximum value of SAR (measured) = 0.416 W/kg

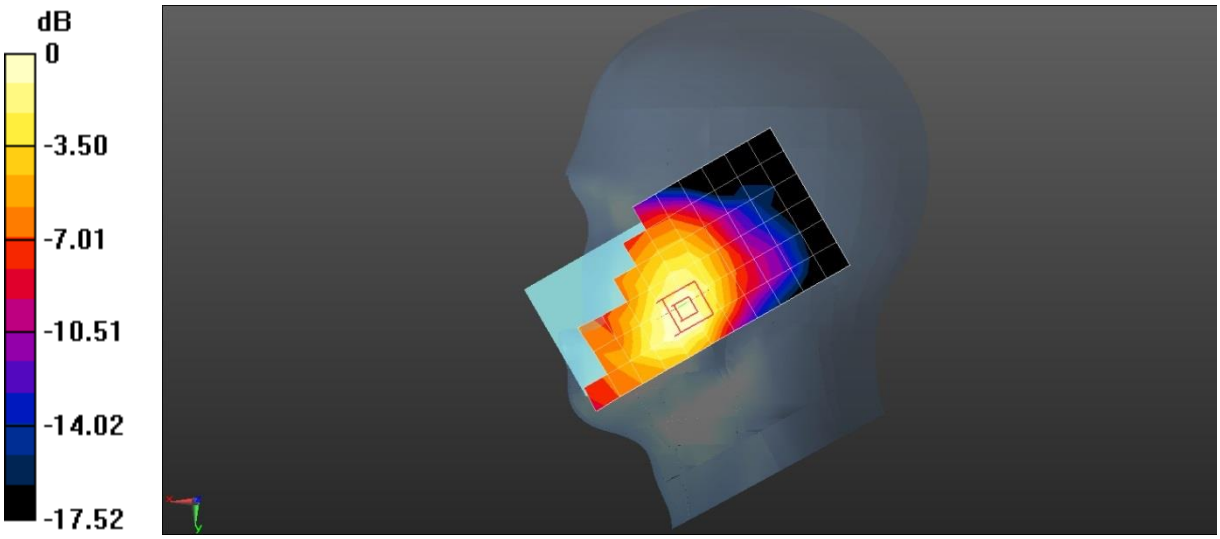

0 dB = 0.416 W/kg = -3.81 dBW/kg

Date: 2018/12/18

Test Laboratory: SGS-SAR Lab

5059S LTE Band66 20M QPSK 1RB50 132322CH Back side 15mm

DUT: 5059S; Type: Mobile phone; Serial: 6c2ee4f6

Communication System: UID 0, LTE-FDD BW 20MHz (0); Frequency: 1745 MHz;Duty Cycle: 1:1

Medium: MSL1750;Medium parameters used: f = 1745 MHz; σ = 1.538 S/m; ε_r = 53.061; ρ = 1000 kg/m^3
Phantom section: Flat Section

DASY 5 Configuration:

- Probe: EX3DV4 - SN3982; ConvF(8.48, 8.48, 8.48); Calibrated: 2018/4/10;
- Sensor-Surface: 1.4mm (Mechanical Surface Detection), z = -2.0, 31.0
- Electronics: DAE4 Sn1428; Calibrated: 2018/1/17
- Phantom: ELI5; Type: ELI5; Serial: 1143
- DASY52 52.8.8(1222); SEMCAD X 14.6.10(7331)

Configuration/Body/Area Scan (7x13x1): Measurement grid: dx=15mm, dy=15mm
Maximum value of SAR (measured) = 1.32 W/kg

Configuration/Body/Zoom Scan (5x5x7)/Cube 0: Measurement grid: dx=8mm, dy=8mm, dz=5mm
Reference Value = 8.460 V/m; Power Drift = 0.08 dB
Peak SAR (extrapolated) = 1.74 W/kg
SAR(1 g) = 1.07 W/kg; SAR(10 g) = 0.621 W/kg
Maximum value of SAR (measured) = 1.42 W/kg

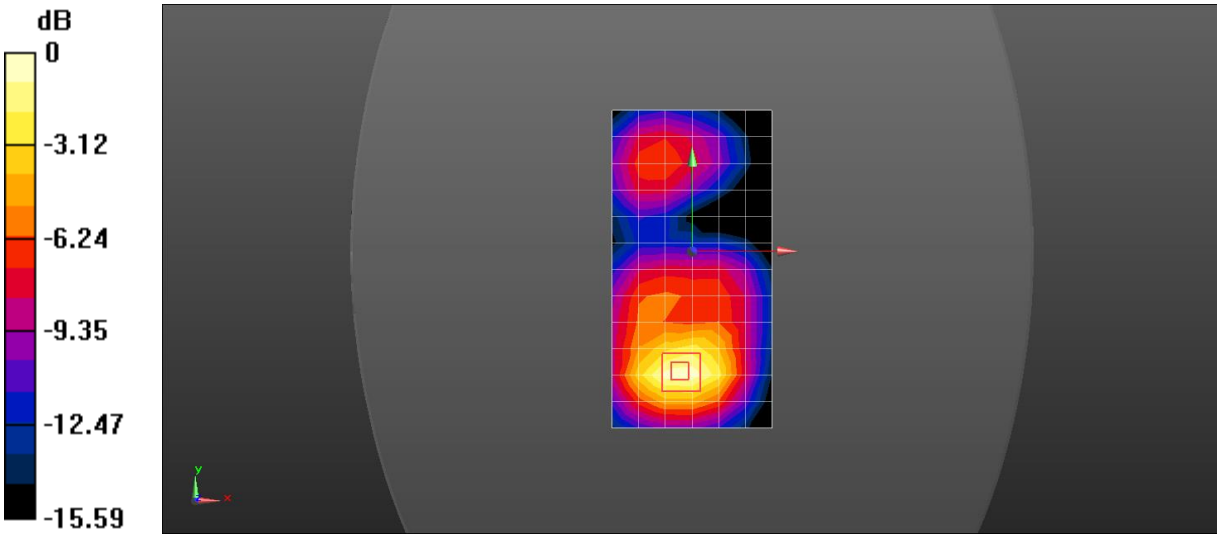

0 dB = 1.42 W/kg = 1.52 dBW/kg

Date: 2018/12/18

Test Laboratory: SGS-SAR Lab

5059S LTE Band66 20M QPSK 1RB50 132072CH Bottom side 10mm

DUT: 5059S; Type: Mobile phone; Serial: 6c2ee4fa

Communication System: UID 0, LTE-FDD BW 20MHz (0); Frequency: 1720 MHz;Duty Cycle: 1:1

Medium: MSL1750;Medium parameters used: f = 1720 MHz; σ = 1.525 S/m; ε_r = 52.86; ρ = 1000 kg/m^3
Phantom section: Flat Section

DASY 5 Configuration:

- Probe: EX3DV4 - SN3982; ConvF(8.48, 8.48, 8.48); Calibrated: 2018/4/10;
- Sensor-Surface: 1.4mm (Mechanical Surface Detection), z = -2.0, 31.0
- Electronics: DAE4 Sn1428; Calibrated: 2018/1/17
- Phantom: ELI5; Type: ELI5; Serial: 1143
- DASY52 52.8.8(1222); SEMCAD X 14.6.10(7331)

Configuration/Body/Area Scan (5x9x1): Measurement grid: dx=15mm, dy=15mm
Maximum value of SAR (measured) = 1.65 W/kg

Configuration/Body/Zoom Scan (5x5x7)/Cube 0: Measurement grid: dx=8mm, dy=8mm, dz=5mm
Reference Value = 24.27 V/m; Power Drift = 0.01 dB
Peak SAR (extrapolated) = 2.10 W/kg
SAR(1 g) = 1.23 W/kg; SAR(10 g) = 0.662 W/kg
Maximum value of SAR (measured) = 1.67 W/kg

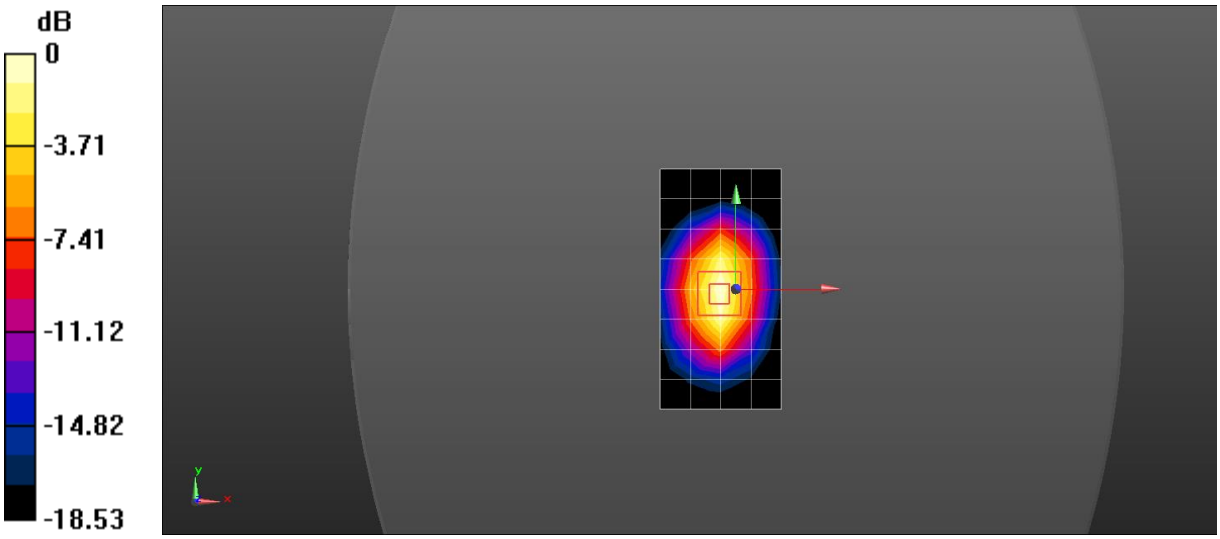

0 dB = 1.67 W/kg = 2.23 dBW/kg

Date: 2018/12/13

Test Laboratory: SGS-SAR Lab

5059S Wifi2.4GHz 802.11b 1CH Left Cheek

DUT: 5059S; Type: Mobile phone; Serial: 6c2ee4f6

Communication System: UID 0, WI-FI(2.4GHz) (0); Frequency: 2412 MHz;Duty Cycle: 1:1

Medium: HSL2450;Medium parameters used: f = 2412 MHz; σ = 1.774 S/m; ε_r = 40.132; ρ = 1000 kg/m^3
Phantom section: Left Section

DASY 5 Configuration:

- Probe: EX3DV4 - SN3982; ConvF(7.94, 7.94, 7.94); Calibrated: 2018/4/10;
- Sensor-Surface: 1.4mm (Mechanical Surface Detection), z = -2.0, 31.0
- Electronics: DAE4 Sn1428; Calibrated: 2018/1/17
- Phantom: Twin phantom; Type: SAM1; Serial: 1141
- DASY52 52.8.8(1222); SEMCAD X 14.6.10(7331)

Configuration/Body/Area Scan (9x16x1): Measurement grid: dx=12mm, dy=12mm
Maximum value of SAR (measured) = 1.37 W/kg

Configuration/Body/Zoom Scan (7x7x7)/Cube 0: Measurement grid: dx=5mm, dy=5mm, dz=5mm
Reference Value = 15.67 V/m; Power Drift = -0.06 dB
Peak SAR (extrapolated) = 2.31 W/kg
SAR(1 g) = 1.06 W/kg; SAR(10 g) = 0.495 W/kg
Maximum value of SAR (measured) = 1.85 W/kg

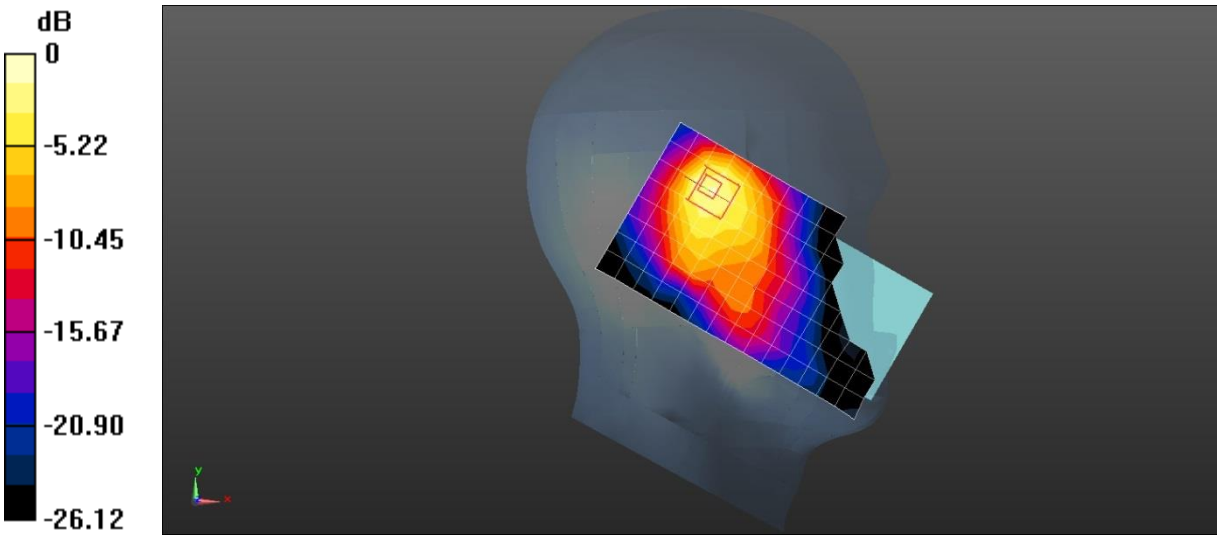

0 dB = 1.85 W/kg = 2.67 dBW/kg

Date: 2018/12/21

Test Laboratory: SGS-SAR Lab

5059S Wifi2.4GHz 802.11b 1CH Front side 15mm

DUT: 5059S; Type: Mobile phone; Serial: 6c2ee4f6

Communication System: UID 0, WI-FI(2.4GHz) (0); Frequency: 2412 MHz;Duty Cycle: 1:1

Medium: MSL2450;Medium parameters used: f = 2412 MHz; σ = 1.915 S/m; ε_r = 52.688; ρ = 1000 kg/m^3
Phantom section: Flat Section

DASY 5 Configuration:

- Probe: EX3DV4 - SN3982; ConvF(7.82, 7.82, 7.82); Calibrated: 2018/4/10;
- Sensor-Surface: 1.4mm (Mechanical Surface Detection), z = -2.0, 31.0
- Electronics: DAE4 Sn1428; Calibrated: 2018/1/17
- Phantom: ELI5; Type: ELI5; Serial: 1143
- DASY52 52.8.8(1222); SEMCAD X 14.6.10(7331)

Configuration/Body/Area Scan (9x16x1): Measurement grid: dx=12mm, dy=12mm
Maximum value of SAR (measured) = 0.209 W/kg

Configuration/Body/Zoom Scan (7x7x7)/Cube 0: Measurement grid: dx=5mm, dy=5mm, dz=5mm
Reference Value = 6.741 V/m; Power Drift = 0.04 dB
Peak SAR (extrapolated) = 0.287 W/kg
SAR(1 g) = 0.162 W/kg; SAR(10 g) = 0.095 W/kg
Maximum value of SAR (measured) = 0.238 W/kg

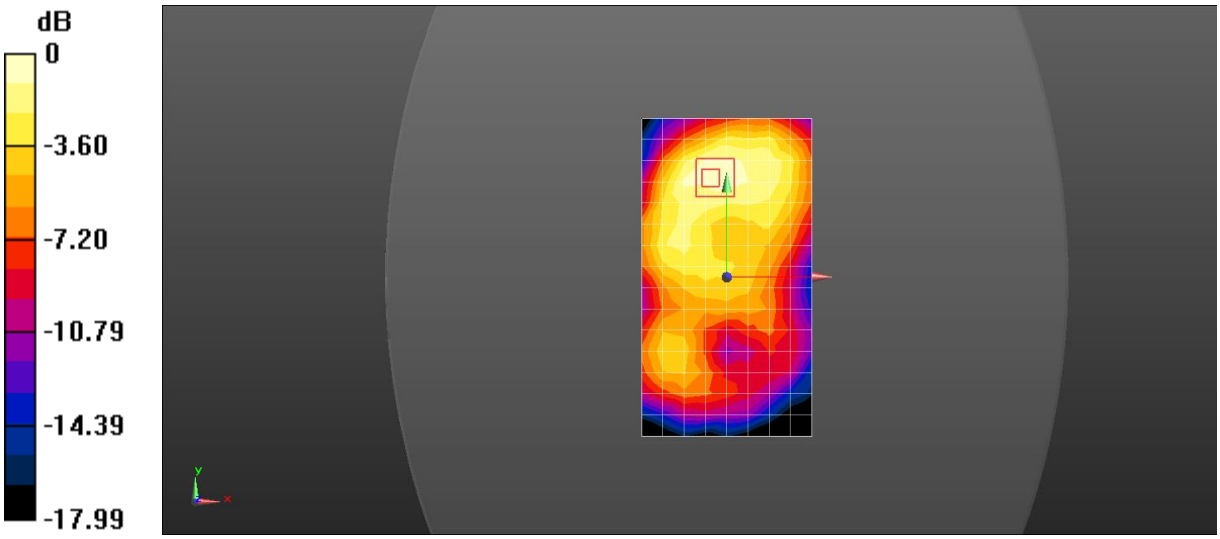

0 dB = 0.238 W/kg = -6.23 dBW/kg

Date: 2018/12/21

Test Laboratory: SGS-SAR Lab

5059S Wifi2.4GHz 802.11b 1CH Back side 10mm

DUT: 5059S; Type: Mobile phone; Serial: 6c2ee4f6

Communication System: UID 0, WI-FI(2.4GHz) (0); Frequency: 2412 MHz;Duty Cycle: 1:1

Medium: MSL2450;Medium parameters used: f = 2412 MHz; σ = 1.915 S/m; ε_r = 52.688; ρ = 1000 kg/m^3
Phantom section: Flat Section

DASY 5 Configuration:

- Probe: EX3DV4 - SN3982; ConvF(7.82, 7.82, 7.82); Calibrated: 2018/4/10;
- Sensor-Surface: 1.4mm (Mechanical Surface Detection), z = -2.0, 31.0
- Electronics: DAE4 Sn1428; Calibrated: 2018/1/17
- Phantom: ELI5; Type: ELI5; Serial: 1143
- DASY52 52.8.8(1222); SEMCAD X 14.6.10(7331)

Configuration/Body/Area Scan (9x16x1): Measurement grid: dx=12mm, dy=12mm
Maximum value of SAR (measured) = 0.500 W/kg

Configuration/Body/Zoom Scan (7x7x7)/Cube 0: Measurement grid: dx=5mm, dy=5mm, dz=5mm
Reference Value = 6.506 V/m; Power Drift = 0.08 dB
Peak SAR (extrapolated) = 0.778 W/kg
SAR(1 g) = 0.341 W/kg; SAR(10 g) = 0.159 W/kg
Maximum value of SAR (measured) = 0.572 W/kg

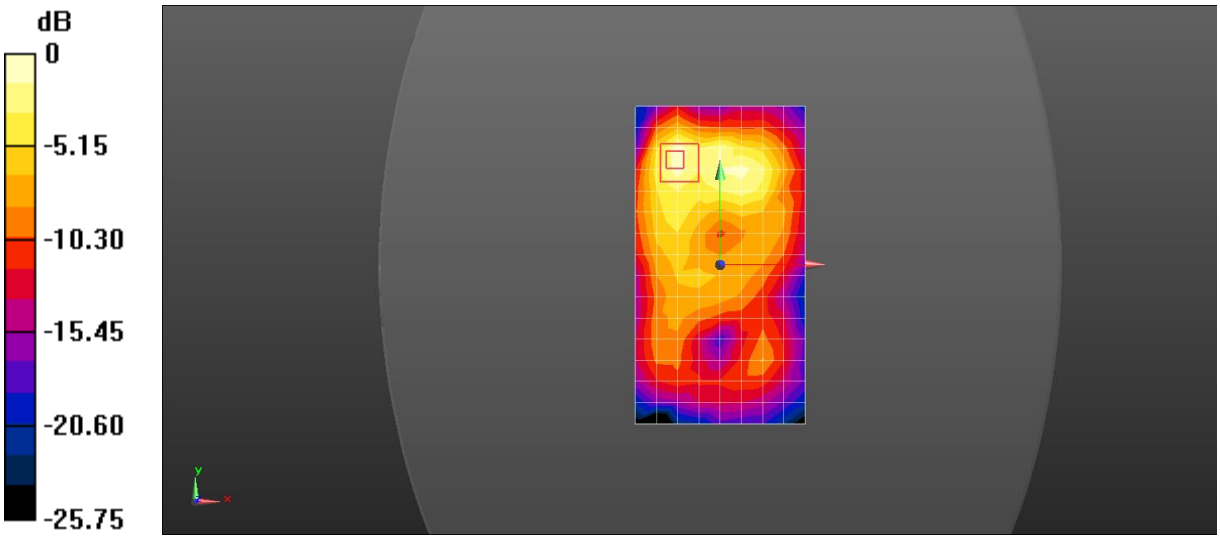

0 dB = 0.572 W/kg = -2.43 dBW/kg