Appendix B

Detailed Test Results

1. GSM
GSM850 for Head & Body
GSM1900 for Head & Body
2. WCDMA
WCDMA Band II for Head & Body
WCDMA Band IV for Head & Body
WCDMA Band V for Head & Body
3. LTE
LTE Band 2 for Head & Body
LTE Band 5 for Head & Body
LTE Band 7 for Head & Body
LTE Band 13 for Head & Body
LTE Band 17 for Head & Body
LTE Band 28 for Head & Body
LTE Band 66 for Head & Body
4. WIFI
WIFI 2.4GHz for Head & Body
5. BT
BT for Head

Date: 2019-12-11

Test Laboratory: SGS-SAR Lab

5028A GSM850 GSM 251CH Right cheek

DUT: 5028A; Type: LTE/WCDMA/GSM mobile phone; Serial: SODQ6L7PIJJRAMWW

Communication System: UID 0, GSM 850; Frequency: 848.8 MHz;Duty Cycle: 1:8.3

Medium: HSL835;Medium parameters used: f = 849 MHz; σ = 0.922 S/m; ε_r = 41.474; ρ = 1000 kg/m^3
Phantom section: Right Section

DASY 5 Configuration:

- Probe: EX3DV4 - SN3793; ConvF(9.04, 9.04, 9.04); Calibrated: 2019-03-25;
- Sensor-Surface: 1.4mm (Mechanical Surface Detection)
- Electronics: DAE4 Sn871; Calibrated: 2019-06-27
- Phantom: SAM 8; Type: SAM; Serial: 1063
- DASY52 52.8.8(1222); SEMCAD X 14.6.10(7331)

Configuration/Head/Area Scan (7x13x1): Measurement grid: dx=15mm, dy=15mm
Maximum value of SAR (measured) = 1.76 W/kg

Configuration/Head/Zoom Scan (5x5x7)/Cube 0: Measurement grid: dx=8mm, dy=8mm, dz=5mm
Reference Value = 34.52 V/m; Power Drift = -0.03 dB
Peak SAR (extrapolated) = 2.43 W/kg
SAR(1 g) = 1.17 W/kg; SAR(10 g) = 0.623 W/kg
Maximum value of SAR (measured) = 1.78 W/kg

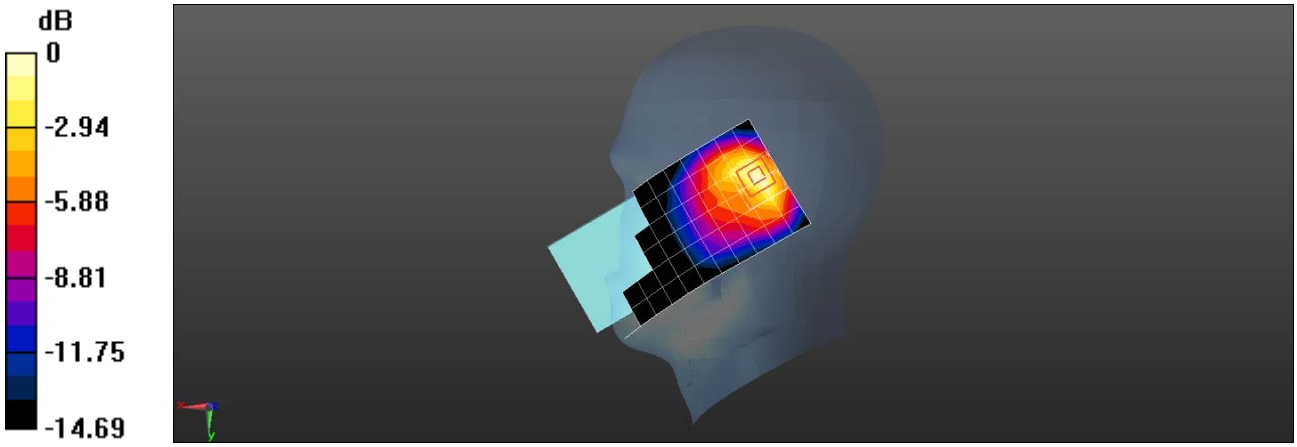

0 dB = 1.78 W/kg = 2.50 dBW/kg

Date: 2019-12-11

Test Laboratory: SGS-SAR Lab

5028A GSM850 GSM 190CH Back side 15mm

DUT: 5028A; Type: LTE/WCDMA/GSM mobile phone; Serial: SODQ6L7PIJJRAMWW

Communication System: UID 0, GSM 850; Frequency: 836.6 MHz;Duty Cycle: 1:8.3

Medium: HSL835;Medium parameters used: f = 837 MHz; σ = 0.912 S/m; ε_r = 41.599; ρ = 1000 kg/m^3
Phantom section: Flat Section

DASY 5 Configuration:

- Probe: EX3DV4 - SN3793; ConvF(9.04, 9.04, 9.04); Calibrated: 2019-03-25;
- Sensor-Surface: 1.4mm (Mechanical Surface Detection)
- Electronics: DAE4 Sn871; Calibrated: 2019-06-27
- Phantom: SAM 8; Type: SAM; Serial: 1063
- DASY52 52.8.8(1222); SEMCAD X 14.6.10(7331)

Configuration/Body/Area Scan (7x13x1): Measurement grid: dx=15mm, dy=15mm
Maximum value of SAR (measured) = 0.317 W/kg

Configuration/Body/Zoom Scan (5x5x7)/Cube 0: Measurement grid: dx=8mm, dy=8mm, dz=5mm
Reference Value = 16.79 V/m; Power Drift = 0.04 dB
Peak SAR (extrapolated) = 0.353 W/kg
SAR(1 g) = 0.272 W/kg; SAR(10 g) = 0.206 W/kg
Maximum value of SAR (measured) = 0.315 W/kg

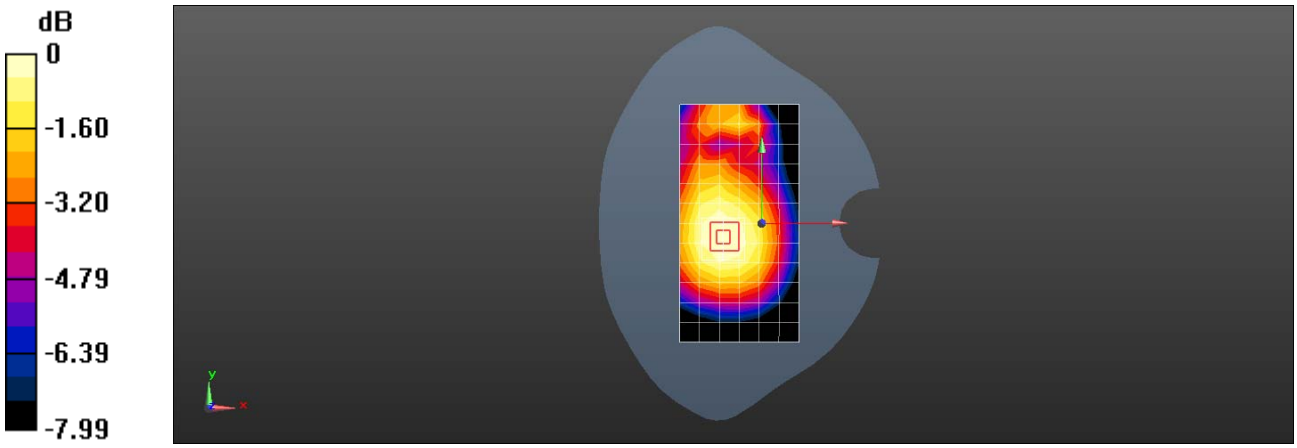

0 dB = 0.315 W/kg = -5.02 dBW/kg

Date: 2019-12-11

Test Laboratory: SGS-SAR Lab

5028A GSM850 GPRS 4TS 190CH Back side 10mm

DUT: 5028A; Type: LTE/WCDMA/GSM mobile phone; Serial: SODQ6L7PIJJRAMWW

Communication System: UID 0, GSM 850 4TS; Frequency: 836.6 MHz;Duty Cycle: 1:2.075

Medium: HSL835;Medium parameters used: f = 837 MHz; σ = 0.912 S/m; ε_r = 41.599; ρ = 1000 kg/m^3
Phantom section: Flat Section

DASY 5 Configuration:

- Probe: EX3DV4 - SN3793; ConvF(9.04, 9.04, 9.04); Calibrated: 2019-03-25;
- Sensor-Surface: 1.4mm (Mechanical Surface Detection)
- Electronics: DAE4 Sn871; Calibrated: 2019-06-27
- Phantom: SAM 8; Type: SAM; Serial: 1063
- DASY52 52.8.8(1222); SEMCAD X 14.6.10(7331)

Configuration/Body/Area Scan (7x13x1): Measurement grid: dx=15mm, dy=15mm
Maximum value of SAR (measured) = 0.528 W/kg

Configuration/Body/Zoom Scan (5x5x7)/Cube 0: Measurement grid: dx=8mm, dy=8mm, dz=5mm
Reference Value = 17.29 V/m; Power Drift = -0.01 dB
Peak SAR (extrapolated) = 0.673 W/kg
SAR(1 g) = 0.381 W/kg; SAR(10 g) = 0.220 W/kg
Maximum value of SAR (measured) = 0.525 W/kg

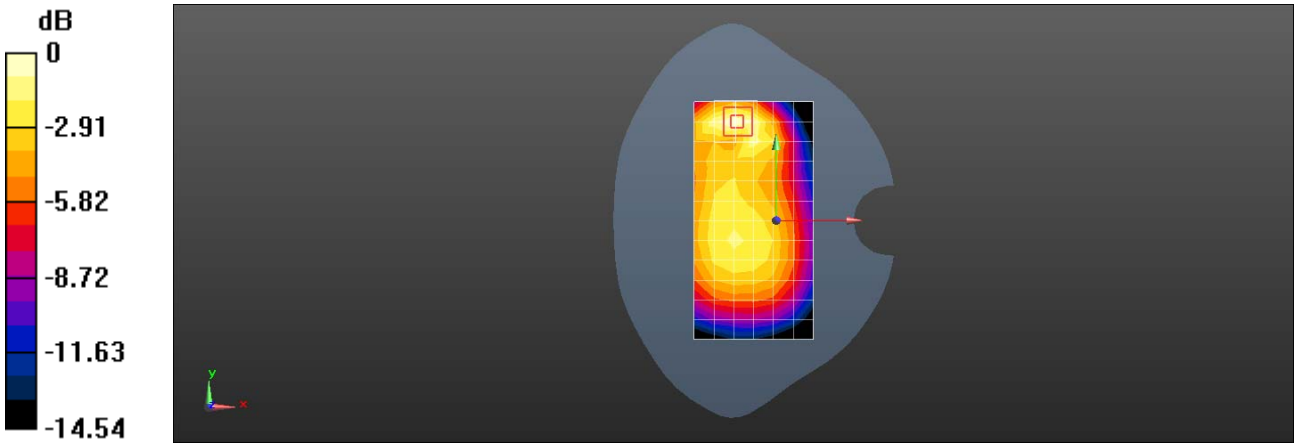

0 dB = 0.525 W/kg = -2.80 dBW/kg

Date: 2019-11-27

Test Laboratory: SGS-SAR Lab

5028A GSM 1900 GSM 661CH Right cheek

DUT: 5028A; Type: LTE/WCDMA/GSM mobile phone; Serial: 85NNBYSKSOIZDYGA

Communication System: UID 0, GSM Only Communication System (0); Frequency: 1880 MHz;Duty Cycle: 1:8.30042

Medium: HSL1900;Medium parameters used: f = 1880 MHz; σ = 1.431 S/m; ε_r = 38.544; ρ = 1000 kg/m^3
Phantom section: Right Section

DASY 5 Configuration:

- Probe: EX3DV4 - SN3982; ConvF(8.48, 8.48, 8.48); Calibrated: 2019-09-11;
- Sensor-Surface: 1.4mm (Mechanical Surface Detection)
- Electronics: DAE4 Sn896; Calibrated: 2019-09-18
- Phantom: SAM 4; Type: SAM; Serial: 1640
- DASY52 52.8.8(1222); SEMCAD X 14.6.10(7331)

Configuration/Head/Area Scan (7x13x1): Measurement grid: dx=15mm, dy=15mm
Maximum value of SAR (measured) = 0.187 W/kg

Configuration/Head/Zoom Scan (5x5x7)/Cube 0: Measurement grid: dx=8mm, dy=8mm, dz=5mm
Reference Value = 5.116 V/m; Power Drift = -0.05 dB
Peak SAR (extrapolated) = 0.221 W/kg
SAR(1 g) = 0.137 W/kg; SAR(10 g) = 0.083 W/kg
Maximum value of SAR (measured) = 0.192 W/kg

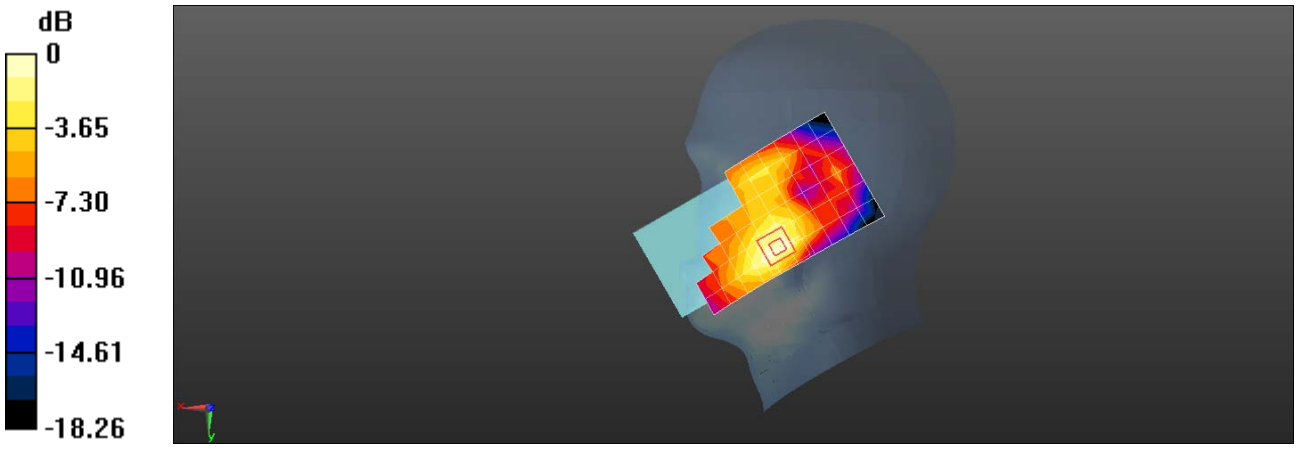

0 dB = 0.192 W/kg = -7.17 dBW/kg

Date: 2019-11-27

Test Laboratory: SGS-SAR Lab

5028A GSM 1900 GSM 661CH Back side 15mm

DUT: 5028A; Type: LTE/WCDMA/GSM mobile phone; Serial: 85NNBYSKSOIZDYGA

Communication System: UID 0, GSM Only Communication System (0); Frequency: 1880 MHz;Duty Cycle: 1:8.30042

Medium: HSL1900;Medium parameters used: f = 1880 MHz; σ = 1.431 S/m; ε_r = 38.544; ρ = 1000 kg/m^3
Phantom section: Flat Section

DASY 5 Configuration:

- Probe: EX3DV4 - SN3982; ConvF(8.48, 8.48, 8.48); Calibrated: 2019-09-11;
- Sensor-Surface: 1.4mm (Mechanical Surface Detection)
- Electronics: DAE4 Sn896; Calibrated: 2019-09-18
- Phantom: SAM 4; Type: SAM; Serial: 1640
- DASY52 52.8.8(1222); SEMCAD X 14.6.10(7331)

Configuration/Body/Area Scan (7x13x1): Measurement grid: dx=15mm, dy=15mm
Maximum value of SAR (measured) = 0.364 W/kg

Configuration/Body/Zoom Scan (5x5x7)/Cube 0: Measurement grid: dx=8mm, dy=8mm, dz=5mm
Reference Value = 7.663 V/m; Power Drift = 0.13 dB
Peak SAR (extrapolated) = 0.474 W/kg
SAR(1 g) = 0.265 W/kg; SAR(10 g) = 0.148 W/kg
Maximum value of SAR (measured) = 0.386 W/kg

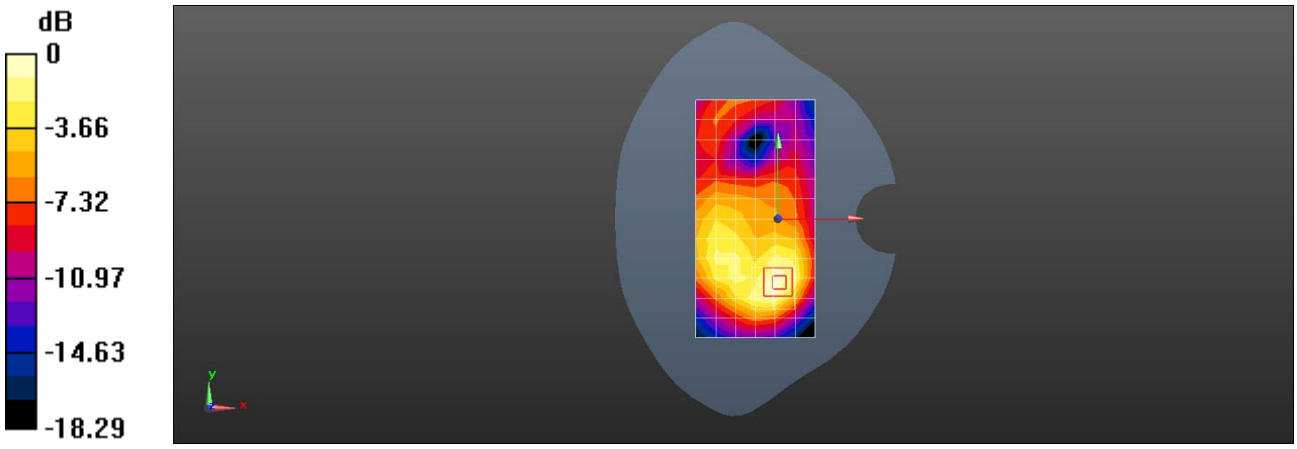

0 dB = 0.386 W/kg = -4.13 dBW/kg

Date: 2019-11-27

Test Laboratory: SGS-SAR Lab

5028A GSM 1900 GPRS 4TS 661CH Back side 10mm

DUT: 5028A; Type: LTE/WCDMA/GSM mobile phone; Serial: 85NNBYSKSOIZDYGA

Communication System: UID 0, GPRS/EGPRS Mode(4up) Communication System (0); Frequency: 1880 MHz;Duty Cycle: 1:2.0797

Medium: HSL1900;Medium parameters used: f = 1880 MHz; σ = 1.431 S/m; ε_r = 38.544; ρ = 1000 kg/m^3
Phantom section: Flat Section

DASY 5 Configuration:

- Probe: EX3DV4 - SN3982; ConvF(8.48, 8.48, 8.48); Calibrated: 2019-09-11;
- Sensor-Surface: 1.4mm (Mechanical Surface Detection)
- Electronics: DAE4 Sn896; Calibrated: 2019-09-18
- Phantom: SAM 4; Type: SAM; Serial: 1640
- DASY52 52.8.8(1222); SEMCAD X 14.6.10(7331)

Configuration/Body/Area Scan (7x13x1): Measurement grid: dx=15mm, dy=15mm
Maximum value of SAR (measured) = 0.669 W/kg

Configuration/Body/Zoom Scan (5x5x7)/Cube 0: Measurement grid: dx=8mm, dy=8mm, dz=5mm
Reference Value = 8.675 V/m; Power Drift = -0.15 dB
Peak SAR (extrapolated) = 0.941 W/kg
SAR(1 g) = 0.483 W/kg; SAR(10 g) = 0.252 W/kg
Maximum value of SAR (measured) = 0.741 W/kg

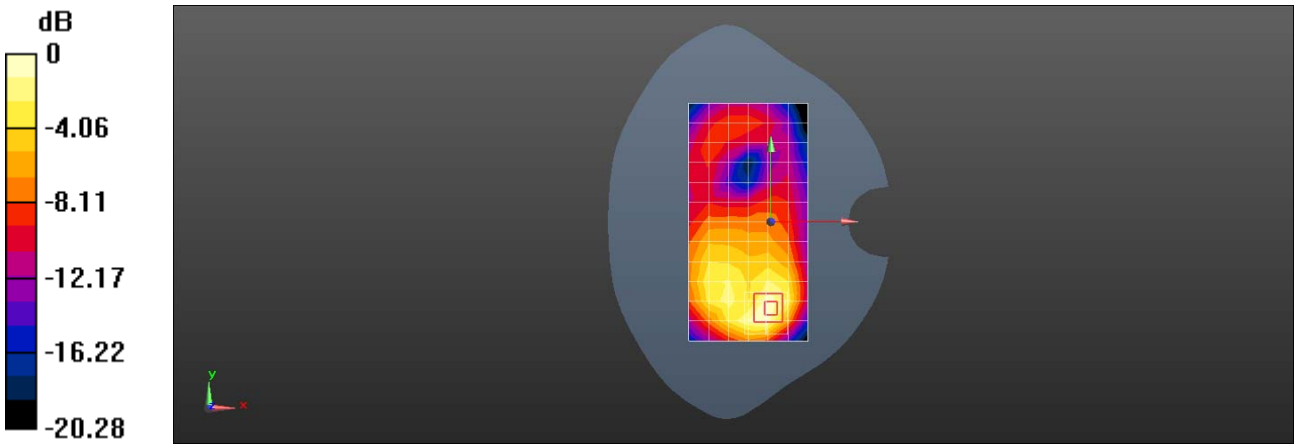

0 dB = 0.741 W/kg = -1.30 dBW/kg

Date: 2019-11-27

Test Laboratory: SGS-SAR Lab

5028A WCDMA Band II 9400CH Right cheek

DUT: 5028A; Type: LTE/WCDMA/GSM mobile phone; Serial: 85NNBYSKSOIZDYGA

Communication System: UID 0, WCDMA (0); Frequency: 1880 MHz;Duty Cycle: 1:1

Medium: HSL1900;Medium parameters used: f = 1880 MHz; σ = 1.431 S/m; ε_r = 38.544; ρ = 1000 kg/m^3
Phantom section: Right Section

DASY 5 Configuration:

- Probe: EX3DV4 - SN3982; ConvF(8.48, 8.48, 8.48); Calibrated: 2019-09-11;
- Sensor-Surface: 1.4mm (Mechanical Surface Detection)
- Electronics: DAE4 Sn896; Calibrated: 2019-09-18
- Phantom: SAM 4; Type: SAM; Serial: 1640
- DASY52 52.8.8(1222); SEMCAD X 14.6.10(7331)

Configuration/Head/Area Scan (7x13x1): Measurement grid: dx=15mm, dy=15mm
Maximum value of SAR (measured) = 0.279 W/kg

Configuration/Head/Zoom Scan (5x5x7)/Cube 0: Measurement grid: dx=8mm, dy=8mm, dz=5mm
Reference Value = 5.673 V/m; Power Drift = 0.17 dB
Peak SAR (extrapolated) = 0.315 W/kg
SAR(1 g) = 0.208 W/kg; SAR(10 g) = 0.129 W/kg
Maximum value of SAR (measured) = 0.278 W/kg

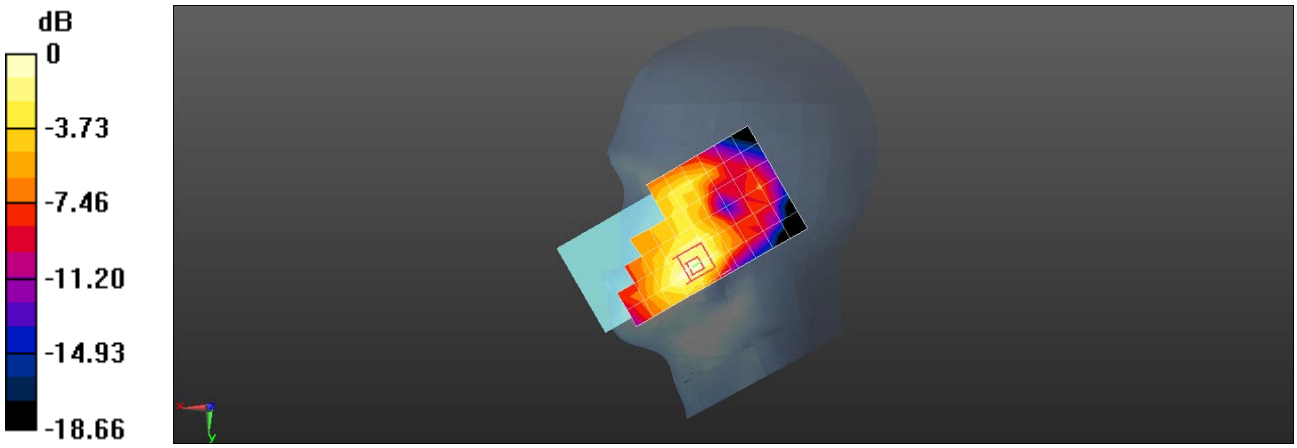

0 dB = 0.278 W/kg = -5.56 dBW/kg

Date: 2019-11-27

Test Laboratory: SGS-SAR Lab

5028A WCDMA Band II 9400CH Back side 15mm

DUT: 5028A; Type: LTE/WCDMA/GSM mobile phone; Serial: 85NNBYSKSOIZDYGA

Communication System: UID 0, WCDMA (0); Frequency: 1880 MHz;Duty Cycle: 1:1

Medium: HSL1900;Medium parameters used: f = 1880 MHz; σ = 1.431 S/m; ε_r = 38.544; ρ = 1000 kg/m^3
Phantom section: Flat Section

DASY 5 Configuration:

- Probe: EX3DV4 - SN3982; ConvF(8.48, 8.48, 8.48); Calibrated: 2019-09-11;
- Sensor-Surface: 1.4mm (Mechanical Surface Detection)
- Electronics: DAE4 Sn896; Calibrated: 2019-09-18
- Phantom: SAM 4; Type: SAM; Serial: 1640
- DASY52 52.8.8(1222); SEMCAD X 14.6.10(7331)

Configuration/Body/Area Scan (7x13x1): Measurement grid: dx=15mm, dy=15mm
Maximum value of SAR (measured) = 0.680 W/kg

Configuration/Body/Zoom Scan (5x5x7)/Cube 0: Measurement grid: dx=8mm, dy=8mm, dz=5mm
Reference Value = 9.701 V/m; Power Drift = 0.01 dB
Peak SAR (extrapolated) = 0.835 W/kg
SAR(1 g) = 0.472 W/kg; SAR(10 g) = 0.263 W/kg
Maximum value of SAR (measured) = 0.665 W/kg

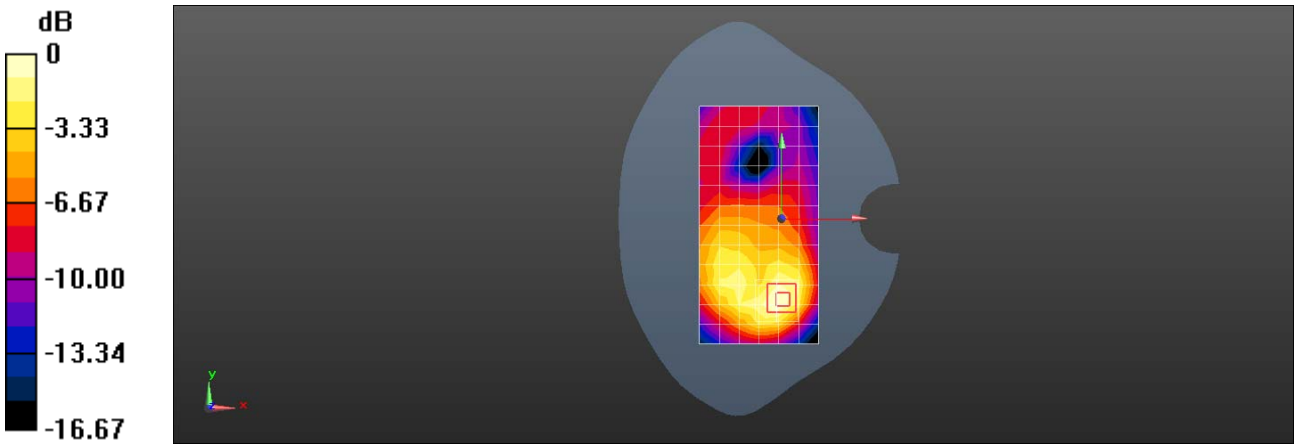

0 dB = 0.665 W/kg = -1.77 dBW/kg

Date: 2019-11-27

Test Laboratory: SGS-SAR Lab

5028A WCDMA Band II 9262CH Bottom side 10mm

DUT: 5028A; Type: LTE/WCDMA/GSM mobile phone; Serial: 85NNBYSKSOIZDYGA

Communication System: UID 0, WCDMA (0); Frequency: 1852.4 MHz;Duty Cycle: 1:1

Medium: HSL1900;Medium parameters used (interpolated): f = 1852.4 MHz; σ = 1.405 S/m; ε_r = 38.64; ρ = 1000 kg/m^3
Phantom section: Flat Section

DASY 5 Configuration:

- Probe: EX3DV4 - SN3982; ConvF(8.48, 8.48, 8.48); Calibrated: 2019-09-11;
- Sensor-Surface: 1.4mm (Mechanical Surface Detection)
- Electronics: DAE4 Sn896; Calibrated: 2019-09-18
- Phantom: SAM 4; Type: SAM; Serial: 1640
- DASY52 52.8.8(1222); SEMCAD X 14.6.10(7331)

Configuration/Body/Area Scan (5x7x1): Measurement grid: dx=15mm, dy=15mm

Info: Interpolated medium parameters used for SAR evaluation.
Maximum value of SAR (measured) = 0.891 W/kg

Configuration/Body/Zoom Scan (5x5x7)/Cube 0: Measurement grid: dx=8mm, dy=8mm, dz=5mm
Reference Value = 21.57 V/m; Power Drift = 0.02 dB
Peak SAR (extrapolated) = 1.46 W/kg
SAR(1 g) = 0.762 W/kg; SAR(10 g) = 0.386 W/kg

Info: Interpolated medium parameters used for SAR evaluation.
Maximum value of SAR (measured) = 1.22 W/kg

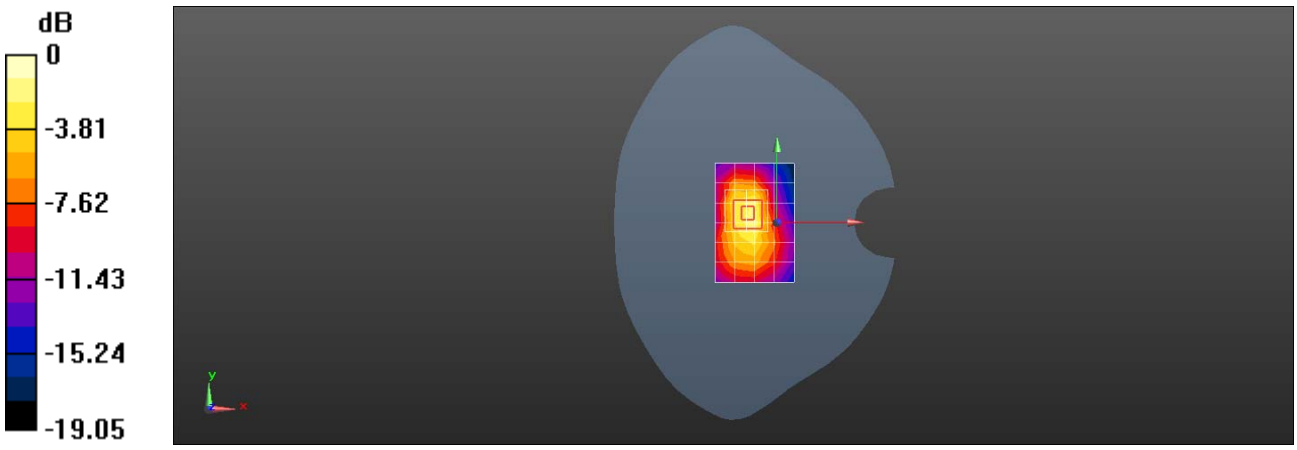

0 dB = 1.22 W/kg = 0.86 dBW/kg

Date: 2019-11-20

Test Laboratory: SGS-SAR Lab

5028A WCDMA Band IV 1412CH Right cheek

DUT: 5028A; Type: LTE/WCDMA/GSM mobile phone; Serial: SODQ6L7PIJJRAMWW

Communication System: UID 0, WCDMA (0); Frequency: 1732.4 MHz;Duty Cycle: 1:1

Medium: HSL1750;Medium parameters used (interpolated): f = 1732.4 MHz; σ = 1.313 S/m; ε_r = 40.85; ρ = 1000 kg/m^3
Phantom section: Right Section

DASY 5 Configuration:

- Probe: EX3DV4 - SN3982; ConvF(8.8, 8.8, 8.8); Calibrated: 2019-09-11;
- Sensor-Surface: 1.4mm (Mechanical Surface Detection)
- Electronics: DAE4 Sn896; Calibrated: 2019-09-18
- Phantom: SAM 3; Type: SAM; Serial: 1912
- DASY52 52.8.8(1222); SEMCAD X 14.6.10(7331)

Configuration/Head/Area Scan (7x13x1): Measurement grid: dx=15mm, dy=15mm

Info: Interpolated medium parameters used for SAR evaluation.
Maximum value of SAR (measured) = 0.314 W/kg

Configuration/Head/Zoom Scan (5x5x7)/Cube 0: Measurement grid: dx=8mm, dy=8mm, dz=5mm
Reference Value = 6.297 V/m; Power Drift = 0.16 dB
Peak SAR (extrapolated) = 0.361 W/kg
SAR(1 g) = 0.246 W/kg; SAR(10 g) = 0.159 W/kg

Info: Interpolated medium parameters used for SAR evaluation.
Maximum value of SAR (measured) = 0.319 W/kg

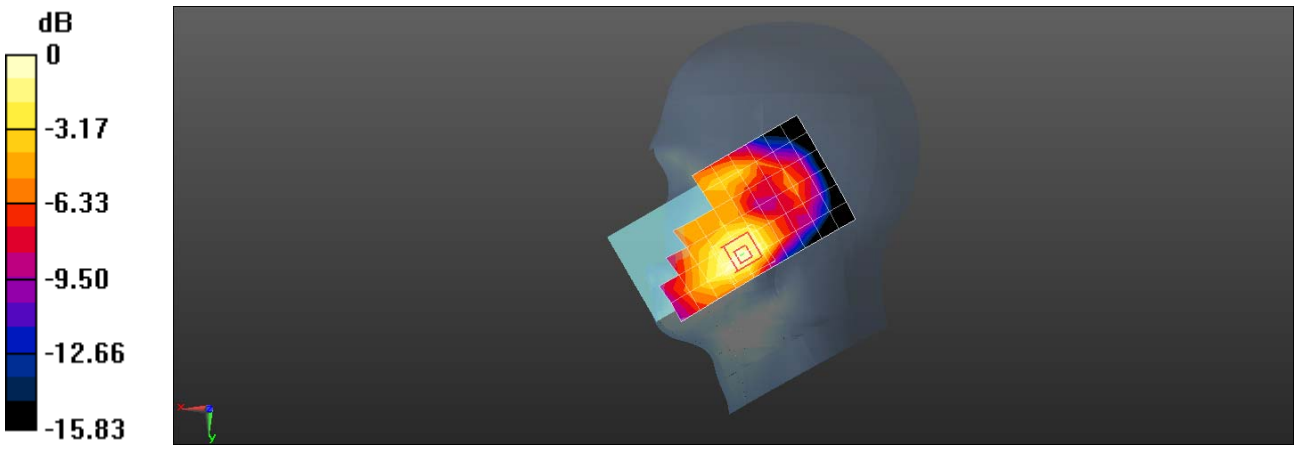

0 dB = 0.319 W/kg = -4.96 dBW/kg

Date: 2019-11-20

Test Laboratory: SGS-SAR Lab

5028A WCDMA Band IV 1412CH Back side 15mm

DUT: 5028A; Type: LTE/WCDMA/GSM mobile phone; Serial: SODQ6L7PIJJRAMWW

Communication System: UID 0, WCDMA (0); Frequency: 1732.4 MHz;Duty Cycle: 1:1

Medium: HSL1750;Medium parameters used (interpolated): f = 1732.4 MHz; σ = 1.313 S/m; ε_r = 40.85; ρ = 1000 kg/m^3
Phantom section: Flat Section

DASY 5 Configuration:

- Probe: EX3DV4 - SN3982; ConvF(8.8, 8.8, 8.8); Calibrated: 2019-09-11;
- Sensor-Surface: 1.4mm (Mechanical Surface Detection)
- Electronics: DAE4 Sn896; Calibrated: 2019-09-18
- Phantom: SAM 3; Type: SAM; Serial: 1912
- DASY52 52.8.8(1222); SEMCAD X 14.6.10(7331)

Configuration/Body/Area Scan (7x13x1): Measurement grid: dx=15mm, dy=15mm

Info: Interpolated medium parameters used for SAR evaluation.
Maximum value of SAR (measured) = 0.451 W/kg

Configuration/Body/Zoom Scan (5x5x7)/Cube 0: Measurement grid: dx=8mm, dy=8mm, dz=5mm
Reference Value = 9.928 V/m; Power Drift = 0.04 dB
Peak SAR (extrapolated) = 0.603 W/kg
SAR(1 g) = 0.349 W/kg; SAR(10 g) = 0.196 W/kg

Info: Interpolated medium parameters used for SAR evaluation.
Maximum value of SAR (measured) = 0.511 W/kg

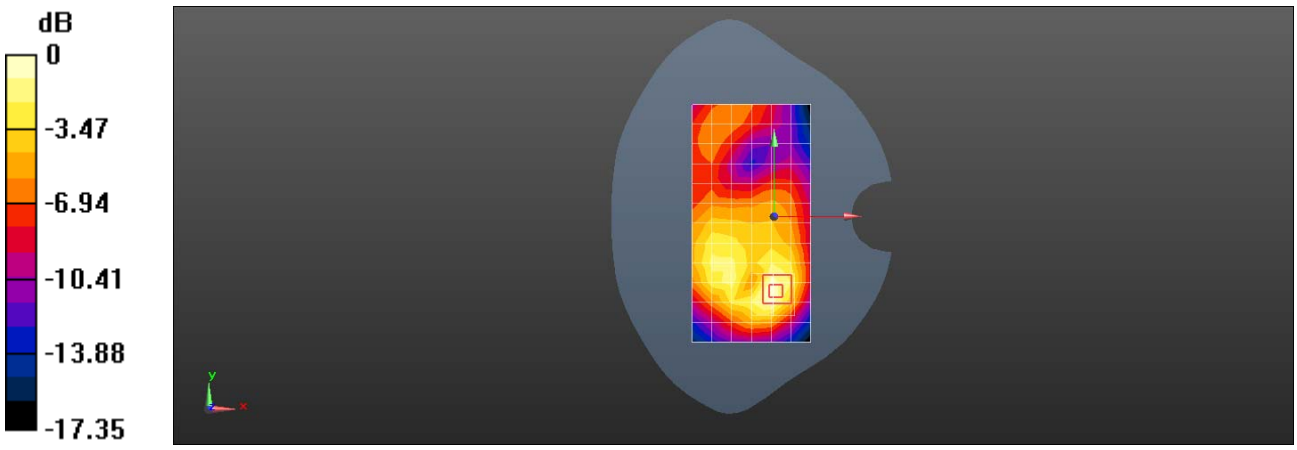

0 dB = 0.511 W/kg = -2.92 dBW/kg

Date: 2019-11-20

Test Laboratory: SGS-SAR Lab

5028A WCDMA Band IV 1513CH Bottom side 10mm

DUT: 5028A; Type: LTE/WCDMA/GSM mobile phone; Serial: SODQ6L7PIJJRAMWW

Communication System: UID 0, WCDMA (0); Frequency: 1752.6 MHz;Duty Cycle: 1:1

Medium: HSL1750;Medium parameters used: f = 1753 MHz; σ = 1.333 S/m; ε_r = 40.783; ρ = 1000 kg/m^3
Phantom section: Flat Section

DASY 5 Configuration:

- Probe: EX3DV4 - SN3982; ConvF(8.8, 8.8, 8.8); Calibrated: 2019-09-11;
- Sensor-Surface: 1.4mm (Mechanical Surface Detection)
- Electronics: DAE4 Sn896; Calibrated: 2019-09-18
- Phantom: SAM 3; Type: SAM; Serial: 1912
- DASY52 52.8.8(1222); SEMCAD X 14.6.10(7331)

Configuration/Body/Area Scan (5x7x1): Measurement grid: dx=15mm, dy=15mm
Maximum value of SAR (measured) = 1.31 W/kg

Configuration/Body/Zoom Scan (5x5x7)/Cube 0: Measurement grid: dx=8mm, dy=8mm, dz=5mm
Reference Value = 24.00 V/m; Power Drift = 0.00 dB
Peak SAR (extrapolated) = 1.73 W/kg
SAR(1 g) = 0.891 W/kg; SAR(10 g) = 0.437 W/kg
Maximum value of SAR (measured) = 1.45 W/kg

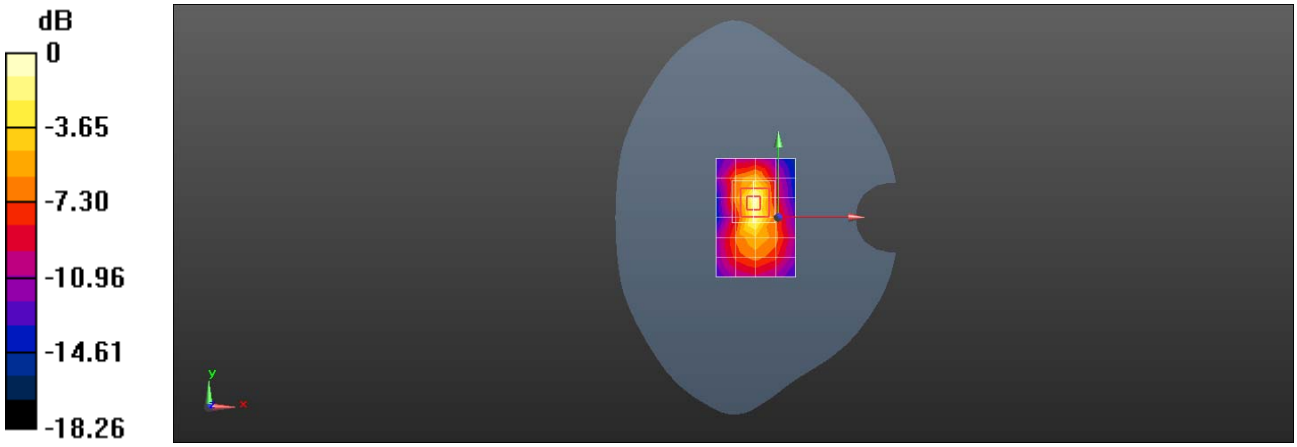

0 dB = 1.45 W/kg = 1.61 dBW/kg

Date: 2019-12-11

Test Laboratory: SGS-SAR Lab

5028A WCDMA Band V 4132CH Right cheek

DUT: 5028A; Type: LTE/WCDMA/GSM mobile phone; Serial: OVROJ7KFMVWOQWLF

Communication System: UID 0, WCDMA Band V; Frequency: 826.4 MHz;Duty Cycle: 1:1

Medium: HSL835;Medium parameters used (interpolated): f = 826.4 MHz; σ = 0.899 S/m; ε_r = 41.791; ρ = 1000 kg/m^3
Phantom section: Right Section

DASY 5 Configuration:

- Probe: EX3DV4 - SN3793; ConvF(9.04, 9.04, 9.04); Calibrated: 2019-03-25;
- Sensor-Surface: 1.4mm (Mechanical Surface Detection)
- Electronics: DAE4 Sn871; Calibrated: 2019-06-27
- Phantom: SAM 8; Type: SAM; Serial: 1063
- DASY52 52.8.8(1222); SEMCAD X 14.6.10(7331)

Configuration/Head/Area Scan (7x13x1): Measurement grid: dx=15mm, dy=15mm

Info: Interpolated medium parameters used for SAR evaluation.
Maximum value of SAR (measured) = 0.937 W/kg

Configuration/Head/Zoom Scan (5x5x7)/Cube 0: Measurement grid: dx=8mm, dy=8mm, dz=5mm
Reference Value = 28.17 V/m; Power Drift = 0.03 dB
Peak SAR (extrapolated) = 1.60 W/kg
SAR(1 g) = 0.797 W/kg; SAR(10 g) = 0.437 W/kg

Info: Interpolated medium parameters used for SAR evaluation.
Maximum value of SAR (measured) = 1.12 W/kg

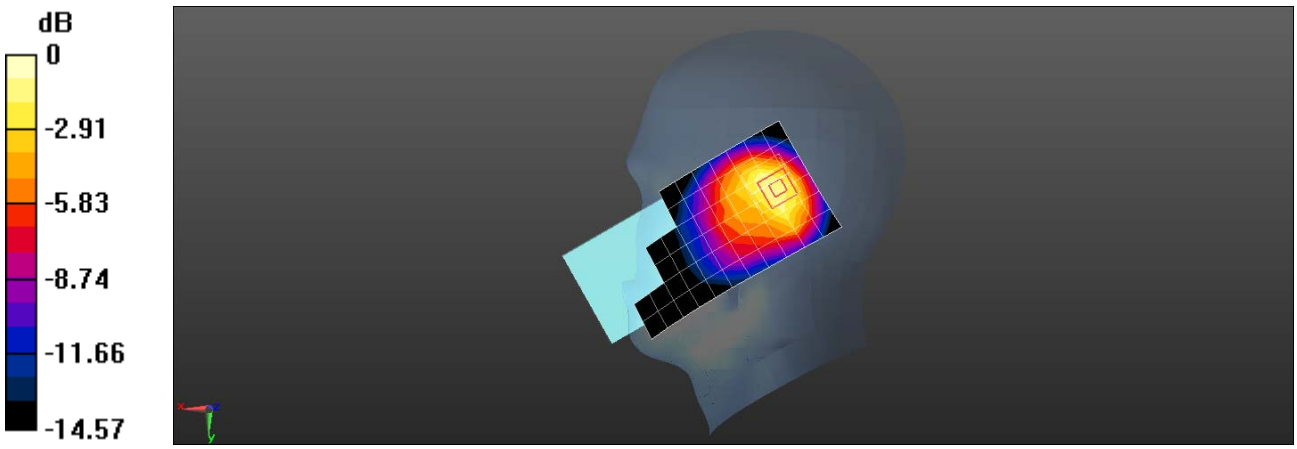

0 dB = 1.12 W/kg = 0.49 dBW/kg

Date: 2019-12-11

Test Laboratory: SGS-SAR Lab

5028A WCDMA Band V 4182CH Back side 15mm

DUT: 5028A; Type: LTE/WCDMA/GSM mobile phone; Serial: OVROJ7KFMVWOQWLF

Communication System: UID 0, WCDMA Band V; Frequency: 836.4 MHz;Duty Cycle: 1:1

Medium: HSL835;Medium parameters used (interpolated): f = 836.4 MHz; σ = 0.909 S/m; ε_r = 41.614; ρ = 1000 kg/m^3
Phantom section: Flat Section

DASY 5 Configuration:

- Probe: EX3DV4 - SN3793; ConvF(9.04, 9.04, 9.04); Calibrated: 2019-03-25;
- Sensor-Surface: 1.4mm (Mechanical Surface Detection)
- Electronics: DAE4 Sn871; Calibrated: 2019-06-27
- Phantom: SAM 8; Type: SAM; Serial: 1063
- DASY52 52.8.8(1222); SEMCAD X 14.6.10(7331)

Configuration/Body/Area Scan (7x13x1): Measurement grid: dx=15mm, dy=15mm

Info: Interpolated medium parameters used for SAR evaluation.
Maximum value of SAR (measured) = 0.273 W/kg

Configuration/Body/Zoom Scan (5x5x7)/Cube 0: Measurement grid: dx=8mm, dy=8mm, dz=5mm
Reference Value = 16.22 V/m; Power Drift = 0.03 dB
Peak SAR (extrapolated) = 0.306 W/kg
SAR(1 g) = 0.242 W/kg; SAR(10 g) = 0.186 W/kg

Info: Interpolated medium parameters used for SAR evaluation.
Maximum value of SAR (measured) = 0.277 W/kg

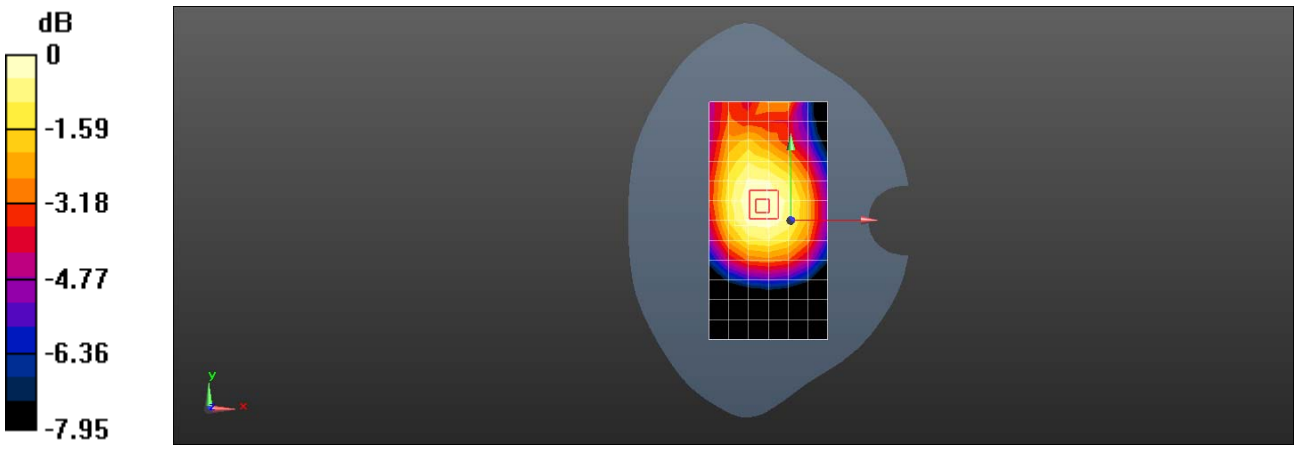

0 dB = 0.277 W/kg = -5.58 dBW/kg

Date: 2019-12-11

Test Laboratory: SGS-SAR Lab

5028A WCDMA Band V 4182CH Right side 10mm

DUT: 5028A; Type: LTE/WCDMA/GSM mobile phone; Serial: OVROJ7KFMVWOQWLF

Communication System: UID 0, WCDMA Band V; Frequency: 836.4 MHz;Duty Cycle: 1:1

Medium: HSL835;Medium parameters used (interpolated): f = 836.4 MHz; σ = 0.909 S/m; ε_r = 41.614; ρ = 1000 kg/m^3
Phantom section: Flat Section

DASY 5 Configuration:

- Probe: EX3DV4 - SN3793; ConvF(9.04, 9.04, 9.04); Calibrated: 2019-03-25;
- Sensor-Surface: 1.4mm (Mechanical Surface Detection)
- Electronics: DAE4 Sn871; Calibrated: 2019-06-27
- Phantom: SAM 8; Type: SAM; Serial: 1063
- DASY52 52.8.8(1222); SEMCAD X 14.6.10(7331)

Configuration/Body/Area Scan (5x13x1): Measurement grid: dx=15mm, dy=15mm

Info: Interpolated medium parameters used for SAR evaluation.
Maximum value of SAR (measured) = 0.296 W/kg

Configuration/Body/Zoom Scan (5x5x7)/Cube 0: Measurement grid: dx=8mm, dy=8mm, dz=5mm
Reference Value = 15.28 V/m; Power Drift = 0.07 dB
Peak SAR (extrapolated) = 0.360 W/kg
SAR(1 g) = 0.254 W/kg; SAR(10 g) = 0.175 W/kg

Info: Interpolated medium parameters used for SAR evaluation.
Maximum value of SAR (measured) = 0.310 W/kg

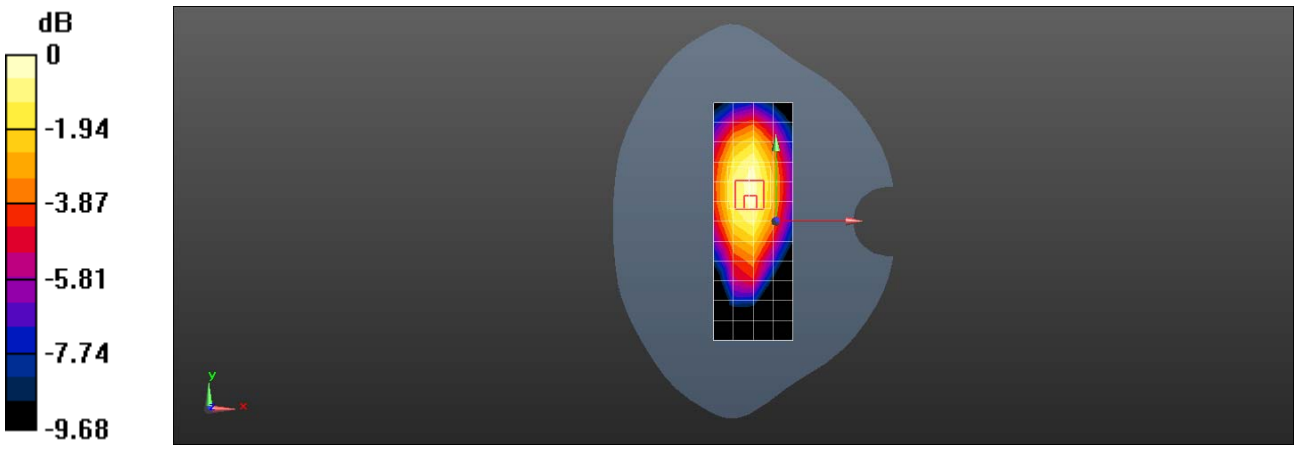

0 dB = 0.310 W/kg = -5.09 dBW/kg

Date: 2019-11-21

Test Laboratory: SGS-SAR Lab

5028A LTE Band 2 20M QPSK 1RB50 19100CH Right cheek

DUT: 5028A; Type: LTE/WCDMA/GSM mobile phone; Serial: 85NNBYSKSOIZDYGA

Communication System: UID 0, LTE-FDD BW 20MHz (0); Frequency: 1900 MHz;Duty Cycle: 1:1

Medium: HSL1900;Medium parameters used: f = 1900 MHz; σ = 1.408 S/m; ε_r = 41.495; ρ = 1000 kg/m^3
Phantom section: Right Section

DASY 5 Configuration:

- Probe: EX3DV4 - SN3982; ConvF(8.48, 8.48, 8.48); Calibrated: 2019-09-11;
- Sensor-Surface: 1.4mm (Mechanical Surface Detection)
- Electronics: DAE4 Sn896; Calibrated: 2019-09-18
- Phantom: SAM 4; Type: SAM; Serial: 1640
- DASY52 52.8.8(1222); SEMCAD X 14.6.10(7331)

Configuration/Head/Area Scan (7x13x1): Measurement grid: dx=15mm, dy=15mm
Maximum value of SAR (measured) = 0.309 W/kg

Configuration/Head/Zoom Scan (5x5x7)/Cube 0: Measurement grid: dx=8mm, dy=8mm, dz=5mm
Reference Value = 5.806 V/m; Power Drift = 0.02 dB
Peak SAR (extrapolated) = 0.343 W/kg
SAR(1 g) = 0.225 W/kg; SAR(10 g) = 0.138 W/kg
Maximum value of SAR (measured) = 0.304 W/kg

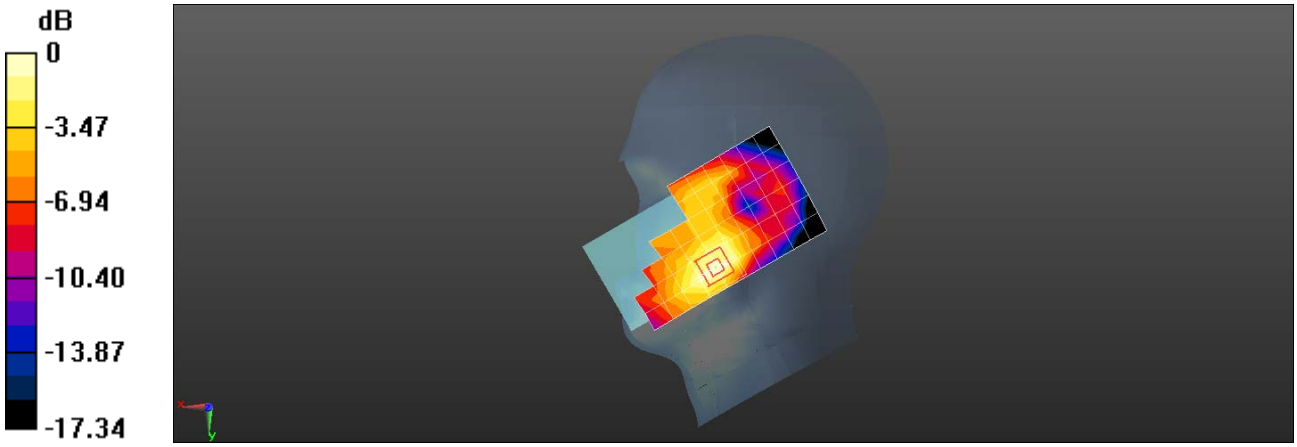

0 dB = 0.304 W/kg = -5.17 dBW/kg

Date: 2019-11-21

Test Laboratory: SGS-SAR Lab

5028A LTE Band 2 20M QPSK 1RB50 19100CH Back side 15mm

DUT: 5028A; Type: LTE/WCDMA/GSM mobile phone; Serial: 85NNBYSKSOIZDYGA

Communication System: UID 0, LTE-FDD BW 20MHz (0); Frequency: 1900 MHz;Duty Cycle: 1:1

Medium: HSL1900;Medium parameters used: f = 1900 MHz; σ = 1.408 S/m; ε_r = 41.495; ρ = 1000 kg/m^3
Phantom section: Flat Section

DASY 5 Configuration:

- Probe: EX3DV4 - SN3982; ConvF(8.48, 8.48, 8.48); Calibrated: 2019-09-11;
- Sensor-Surface: 1.4mm (Mechanical Surface Detection)
- Electronics: DAE4 Sn896; Calibrated: 2019-09-18
- Phantom: SAM 4; Type: SAM; Serial: 1640
- DASY52 52.8.8(1222); SEMCAD X 14.6.10(7331)

Configuration/Body/Area Scan (7x13x1): Measurement grid: dx=15mm, dy=15mm
Maximum value of SAR (measured) = 0.653 W/kg

Configuration/Body/Zoom Scan (5x5x7)/Cube 0: Measurement grid: dx=8mm, dy=8mm, dz=5mm
Reference Value = 10.07 V/m; Power Drift = 0.08 dB
Peak SAR (extrapolated) = 0.818 W/kg
SAR(1 g) = 0.471 W/kg; SAR(10 g) = 0.266 W/kg
Maximum value of SAR (measured) = 0.697 W/kg

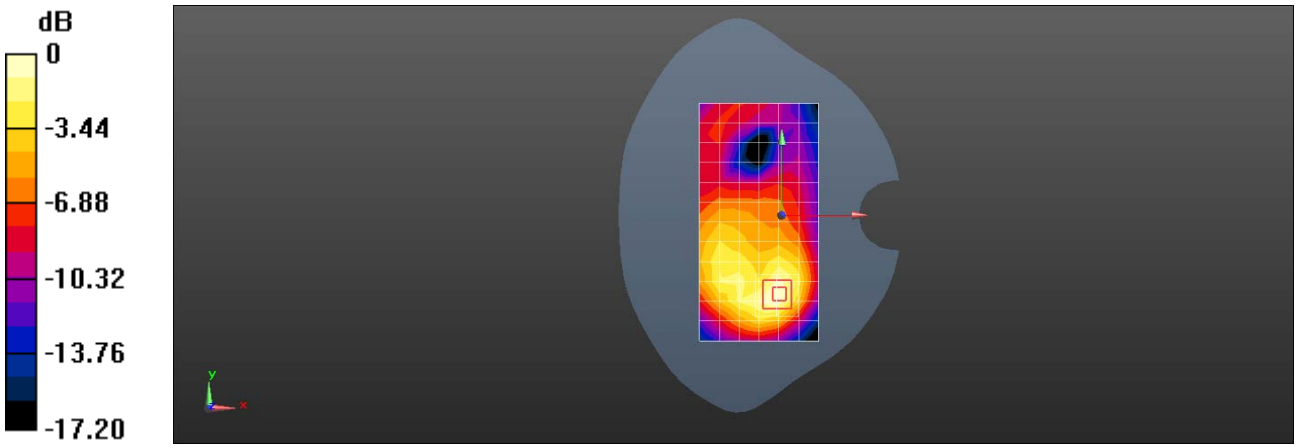

0 dB = 0.697 W/kg = -1.57 dBW/kg

Date: 2019-11-21

Test Laboratory: SGS-SAR Lab

5028A LTE Band 2 20M QPSK 1RB50 18700CH Back side 10mm

DUT: 5028A; Type: LTE/WCDMA/GSM mobile phone; Serial: 85NNBYSKSOIZDYGA

Communication System: UID 0, LTE-FDD BW 20MHz (0); Frequency: 1860 MHz;Duty Cycle: 1:1

Medium: HSL1900;Medium parameters used: f = 1860 MHz; σ = 1.37 S/m; ε_r = 41.569; ρ = 1000 kg/m^3
Phantom section: Flat Section

DASY 5 Configuration:

- Probe: EX3DV4 - SN3982; ConvF(8.48, 8.48, 8.48); Calibrated: 2019-09-11;
- Sensor-Surface: 1.4mm (Mechanical Surface Detection)
- Electronics: DAE4 Sn896; Calibrated: 2019-09-18
- Phantom: SAM 4; Type: SAM; Serial: 1640
- DASY52 52.8.8(1222); SEMCAD X 14.6.10(7331)

Configuration/Body/Area Scan (7x13x1): Measurement grid: dx=15mm, dy=15mm
Maximum value of SAR (measured) = 1.27 W/kg

Configuration/Body/Zoom Scan (5x5x7)/Cube 0: Measurement grid: dx=8mm, dy=8mm, dz=5mm
Reference Value = 11.55 V/m; Power Drift = 0.01 dB
Peak SAR (extrapolated) = 1.54 W/kg
SAR(1 g) = 0.838 W/kg; SAR(10 g) = 0.439 W/kg
Maximum value of SAR (measured) = 1.29 W/kg

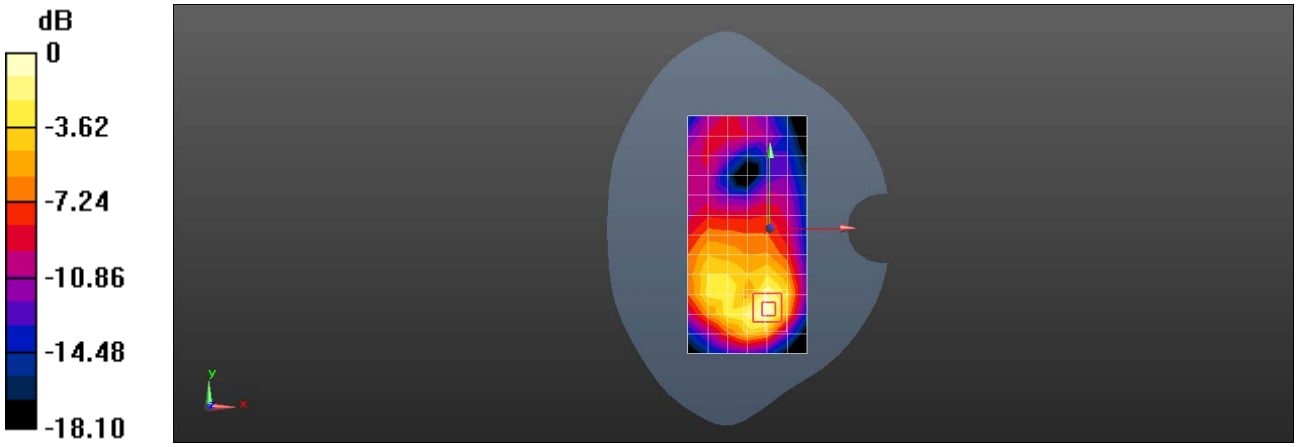

0 dB = 1.29 W/kg = 1.11 dBW/kg

Date: 2019-12-05

Test Laboratory: SGS-SAR Lab

5028A LTE Band 5 10M QPSK 1RB25 20450CH Right cheek

DUT: 5028A; Type: LTE/WCDMA/GSM mobile phone; Serial: XKAYGYS4FUUWSKS4

Communication System: UID 0, LTE Band 5 10MHz; Frequency: 829 MHz;Duty Cycle: 1:1

Medium: HSL835;Medium parameters used: f = 829 MHz; σ = 0.935 S/m; ε_r = 41.794; ρ = 1000 kg/m^3
Phantom section: Right Section

DASY 5 Configuration:

- Probe: EX3DV4 - SN3793; ConvF(9.04, 9.04, 9.04); Calibrated: 2019-03-25;
- Sensor-Surface: 1.4mm (Mechanical Surface Detection)
- Electronics: DAE4 Sn871; Calibrated: 2019-06-27
- Phantom: SAM 8; Type: SAM; Serial: 1063
- DASY52 52.8.8(1222); SEMCAD X 14.6.10(7331)

Configuration/Head/Area Scan (7x14x1): Measurement grid: dx=15mm, dy=15mm
Maximum value of SAR (measured) = 0.937 W/kg

Configuration/Head/Zoom Scan (5x5x7)/Cube 0: Measurement grid: dx=8mm, dy=8mm, dz=5mm
Reference Value = 26.67 V/m; Power Drift = -0.05 dB
Peak SAR (extrapolated) = 1.70 W/kg
SAR(1 g) = 0.838 W/kg; SAR(10 g) = 0.454 W/kg
Maximum value of SAR (measured) = 1.19 W/kg

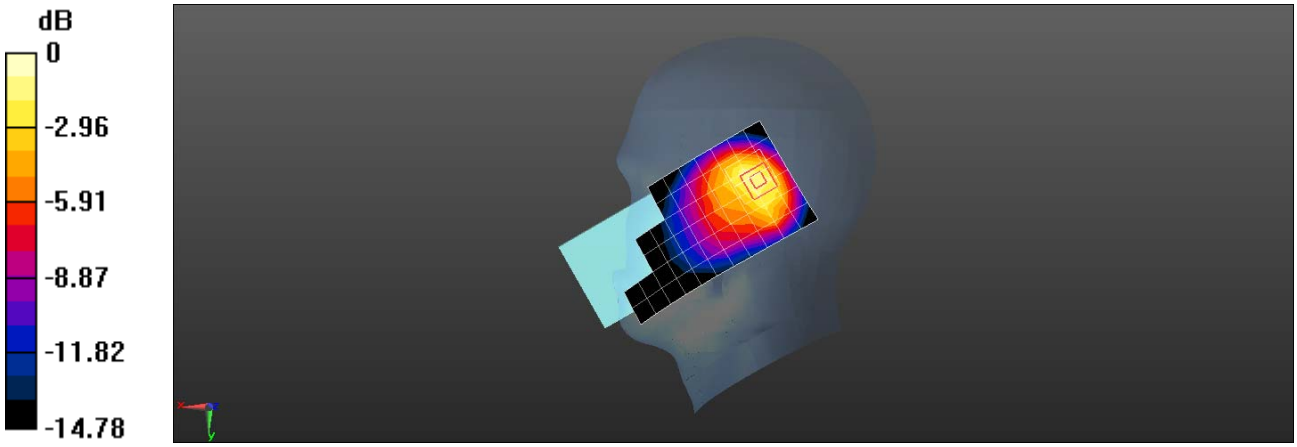

0 dB = 1.19 W/kg = 0.76 dBW/kg

Date: 2019-12-05

Test Laboratory: SGS-SAR Lab

5028A LTE Band 5 10M QPSK 1RB25 20525CH Back side 15mm

DUT: 5028A; Type: LTE/WCDMA/GSM mobile phone; Serial: OVROJ7KFMVWOQWLF

Communication System: UID 0, LTE Band 5 10MHz; Frequency: 836.5 MHz;Duty Cycle: 1:1

Medium: HSL835;Medium parameters used (interpolated): f = 836.5 MHz; σ = 0.94 S/m; ε_r = 41.734; ρ = 1000 kg/m^3
Phantom section: Flat Section

DASY 5 Configuration:

- Probe: EX3DV4 - SN3793; ConvF(9.04, 9.04, 9.04); Calibrated: 2019-03-25;
- Sensor-Surface: 1.4mm (Mechanical Surface Detection)
- Electronics: DAE4 Sn871; Calibrated: 2019-06-27
- Phantom: SAM 8; Type: SAM; Serial: 1063
- DASY52 52.8.8(1222); SEMCAD X 14.6.10(7331)

Configuration/Body/Area Scan (7x13x1): Measurement grid: dx=15mm, dy=15mm

Info: Interpolated medium parameters used for SAR evaluation.
Maximum value of SAR (measured) = 0.249 W/kg

Configuration/Body/Zoom Scan (5x5x7)/Cube 0: Measurement grid: dx=8mm, dy=8mm, dz=5mm
Reference Value = 13.99 V/m; Power Drift = 0.03 dB
Peak SAR (extrapolated) = 0.277 W/kg
SAR(1 g) = 0.218 W/kg; SAR(10 g) = 0.167 W/kg

Info: Interpolated medium parameters used for SAR evaluation.
Maximum value of SAR (measured) = 0.251 W/kg

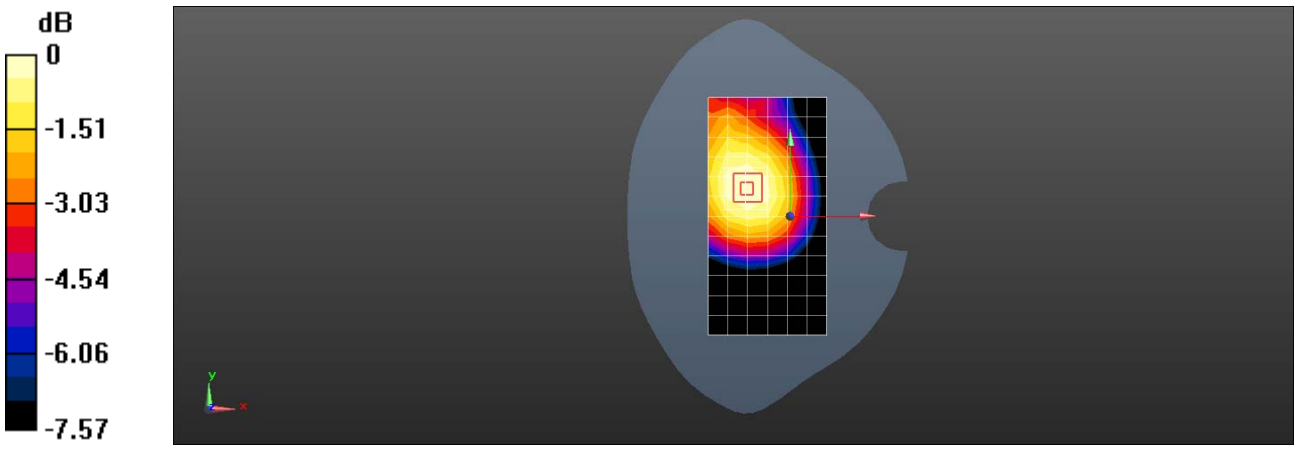

0 dB = 0.251 W/kg = -6.00 dBW/kg

Date: 2019-12-05

Test Laboratory: SGS-SAR Lab

5028A LTE Band 5 10M QPSK 1RB25 20525CH Back side 10mm

DUT: 5028A; Type: LTE/WCDMA/GSM mobile phone; Serial: OVROJ7KFMVWOQWLF

Communication System: UID 0, LTE Band 5 10MHz; Frequency: 836.5 MHz;Duty Cycle: 1:1

Medium: HSL835;Medium parameters used (interpolated): f = 836.5 MHz; σ = 0.94 S/m; ε_r = 41.734; ρ = 1000 kg/m^3
Phantom section: Flat Section

DASY 5 Configuration:

- Probe: EX3DV4 - SN3793; ConvF(9.04, 9.04, 9.04); Calibrated: 2019-03-25;
- Sensor-Surface: 1.4mm (Mechanical Surface Detection)
- Electronics: DAE4 Sn871; Calibrated: 2019-06-27
- Phantom: SAM 8; Type: SAM; Serial: 1063
- DASY52 52.8.8(1222); SEMCAD X 14.6.10(7331)

Configuration/Body/Area Scan (7x13x1): Measurement grid: dx=15mm, dy=15mm

Info: Interpolated medium parameters used for SAR evaluation.
Maximum value of SAR (measured) = 0.329 W/kg

Configuration/Body/Zoom Scan (5x5x7)/Cube 0: Measurement grid: dx=8mm, dy=8mm, dz=5mm
Reference Value = 11.97 V/m; Power Drift = 0.10 dB
Peak SAR (extrapolated) = 0.503 W/kg
SAR(1 g) = 0.283 W/kg; SAR(10 g) = 0.161 W/kg

Info: Interpolated medium parameters used for SAR evaluation.
Maximum value of SAR (measured) = 0.364 W/kg

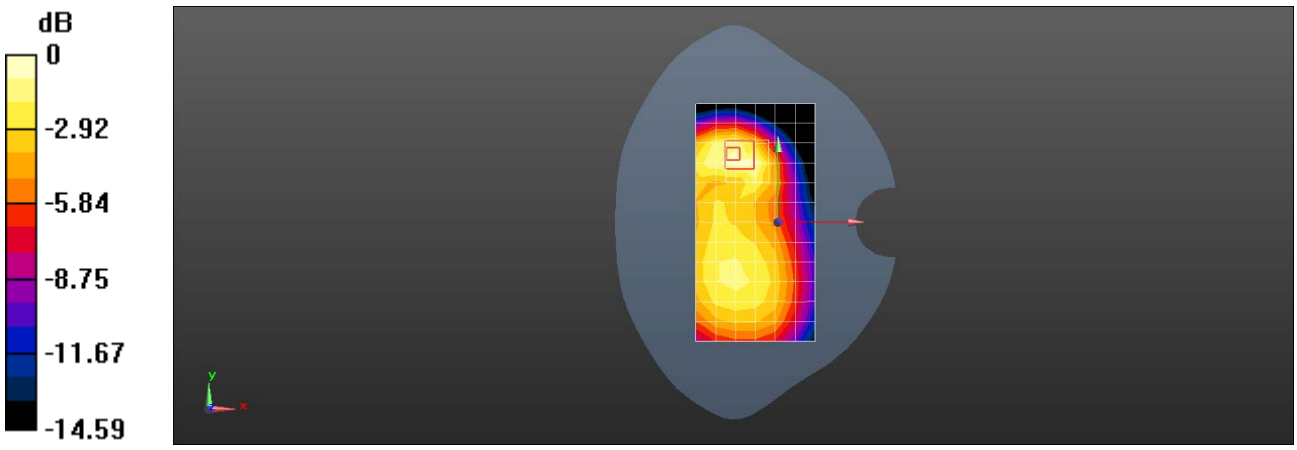

0 dB = 0.364 W/kg = -4.39 dBW/kg

Date: 2019-12-10

Test Laboratory: SGS-SAR Lab

5028A LTE Band 7 20M QPSK 1RB50 21100CH Left cheek

DUT: 5028A; Type: LTE/WCDMA/GSM mobile phone; Serial: OVROJ7KFMVWOQWLF

Communication System: UID 0, LTE Band 7 20MHz; Frequency: 2535 MHz;Duty Cycle: 1:1

Medium: HSL2450;Medium parameters used: f = 2535 MHz; σ = 1.922 S/m; ε_r = 40.439; ρ = 1000 kg/m^3
Phantom section: Left Section

DASY 5 Configuration:

- Probe: EX3DV4 - SN3793; ConvF(6.78, 6.78, 6.78); Calibrated: 2019-03-25;
- Sensor-Surface: 1.4mm (Mechanical Surface Detection)
- Electronics: DAE4 Sn871; Calibrated: 2019-06-27
- Phantom: SAM 7; Type: SAM; Serial: 1027
- DASY52 52.8.8(1222); SEMCAD X 14.6.10(7331)

Configuration/Head/Area Scan (9x16x1): Measurement grid: dx=12mm, dy=12mm
Maximum value of SAR (measured) = 0.0873 W/kg

Configuration/Head/Zoom Scan (7x7x7)/Cube 0: Measurement grid: dx=5mm, dy=5mm, dz=5mm
Reference Value = 2.016 V/m; Power Drift = 0.04 dB
Peak SAR (extrapolated) = 0.113 W/kg
SAR(1 g) = 0.066 W/kg; SAR(10 g) = 0.037 W/kg
Maximum value of SAR (measured) = 0.0874 W/kg

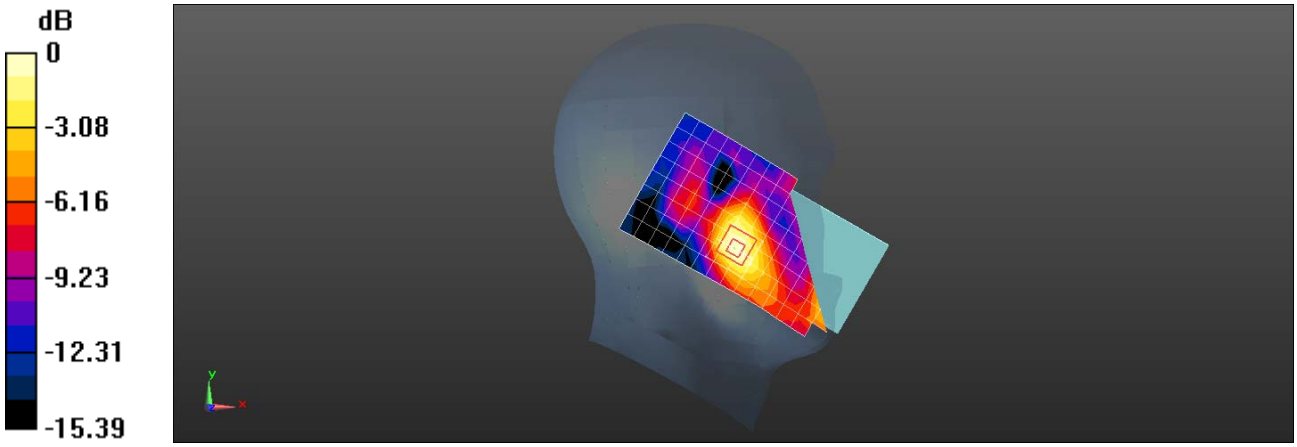

0 dB = 0.0874 W/kg = -10.58 dBW/kg

Date: 2019-12-10

Test Laboratory: SGS-SAR Lab

5028A LTE Band 7 20M QPSK 1RB50 21100CH Back side 15mm

DUT: 5028A; Type: LTE/WCDMA/GSM mobile phone; Serial: OVROJ7KFMVWOQWLF

Communication System: UID 0, LTE Band 7 20MHz; Frequency: 2535 MHz;Duty Cycle: 1:1

Medium: HSL2600;Medium parameters used: f = 2535 MHz; σ = 1.922 S/m; ε_r = 40.439; ρ = 1000 kg/m^3
Phantom section: Flat Section

DASY 5 Configuration:

- Probe: EX3DV4 - SN3793; ConvF(6.78, 6.78, 6.78); Calibrated: 2019-03-25;
- Sensor-Surface: 1.4mm (Mechanical Surface Detection)
- Electronics: DAE4 Sn871; Calibrated: 2019-06-27
- Phantom: SAM 7; Type: SAM; Serial: 1027
- DASY52 52.8.8(1222); SEMCAD X 14.6.10(7331)

Configuration/Body/Area Scan (9x16x1): Measurement grid: dx=12mm, dy=12mm
Maximum value of SAR (measured) = 0.690 W/kg

Configuration/Body/Zoom Scan (7x7x7)/Cube 0: Measurement grid: dx=5mm, dy=5mm, dz=5mm
Reference Value = 1.717 V/m; Power Drift = 0.03 dB
Peak SAR (extrapolated) = 0.981 W/kg
SAR(1 g) = 0.509 W/kg; SAR(10 g) = 0.262 W/kg
Maximum value of SAR (measured) = 0.738 W/kg

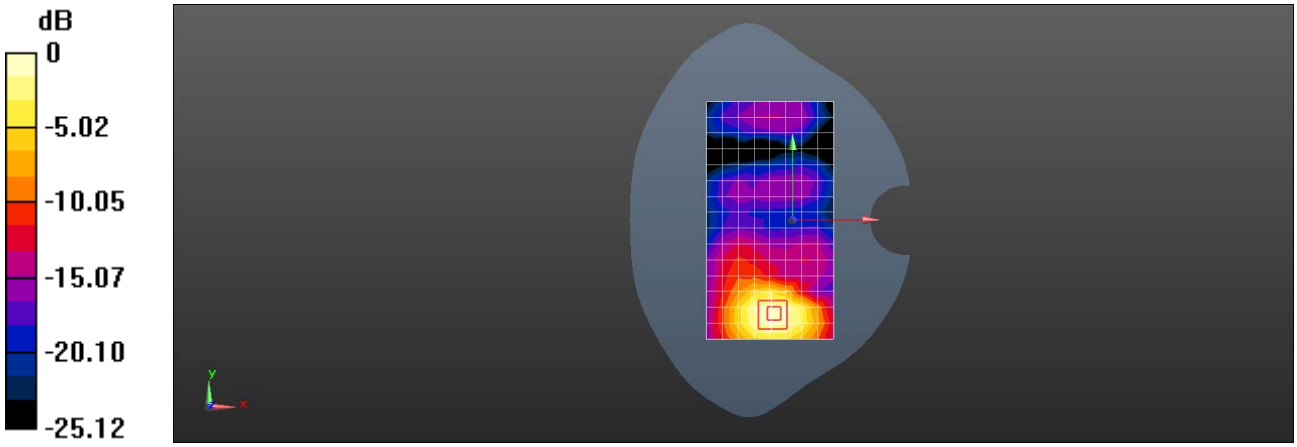

0 dB = 0.738 W/kg = -1.32 dBW/kg

Date: 2019-12-10

Test Laboratory: SGS-SAR Lab

5028A LTE Band 7 20M QPSK 1RB50 21350CH Bottom side 10mm

DUT: 5028A; Type: LTE/WCDMA/GSM mobile phone; Serial: OVROJ7KFMVWOQWLF

Communication System: UID 0, LTE Band 7 20MHz; Frequency: 2560 MHz;Duty Cycle: 1:1

Medium: HSL2600;Medium parameters used: f = 2560 MHz; σ = 1.95 S/m; ε_r = 40.349; ρ = 1000 kg/m^3
Phantom section: Flat Section

DASY 5 Configuration:

- Probe: EX3DV4 - SN3793; ConvF(6.78, 6.78, 6.78); Calibrated: 2019-03-25;
- Sensor-Surface: 1.4mm (Mechanical Surface Detection)
- Electronics: DAE4 Sn871; Calibrated: 2019-06-27
- Phantom: SAM 7; Type: SAM; Serial: 1027
- DASY52 52.8.8(1222); SEMCAD X 14.6.10(7331)

Configuration/Body/Area Scan (6x9x1): Measurement grid: dx=12mm, dy=12mm
Maximum value of SAR (measured) = 1.16 W/kg

Configuration/Body/Zoom Scan (7x7x7)/Cube 0: Measurement grid: dx=5mm, dy=5mm, dz=5mm
Reference Value = 22.98 V/m; Power Drift = 0.03 dB
Peak SAR (extrapolated) = 2.12 W/kg
SAR(1 g) = 0.978 W/kg; SAR(10 g) = 0.444 W/kg
Maximum value of SAR (measured) = 1.52 W/kg

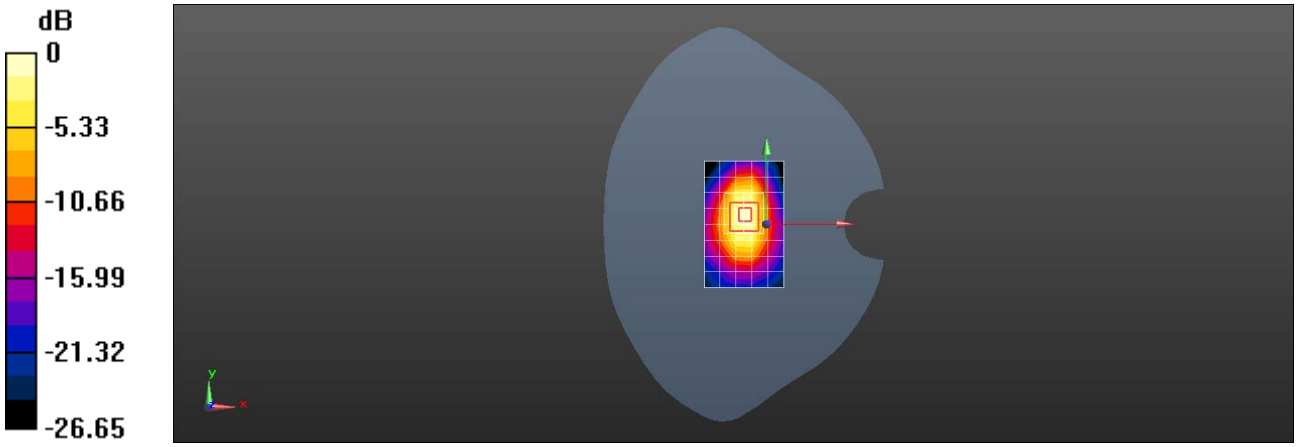

0 dB = 1.52 W/kg = 1.82 dBW/kg

Date: 2019-12-10

Test Laboratory: SGS-SAR Lab

5028A LTE Band 7 20M QPSK 1RB50 20850CH Bottom side 0mm

DUT: 5028A; Type: LTE/WCDMA/GSM mobile phone; Serial: OVROJ7KFMVWOQWLF

Communication System: UID 0, LTE Band 7 20MHz; Frequency: 2510 MHz;Duty Cycle: 1:1

Medium: HSL2600;Medium parameters used: f = 2510 MHz; σ = 1.894 S/m; ε_r = 40.528; ρ = 1000 kg/m^3
Phantom section: Flat Section

DASY 5 Configuration:

- Probe: EX3DV4 - SN3793; ConvF(6.78, 6.78, 6.78); Calibrated: 2019-03-25;
- Sensor-Surface: 1.4mm (Mechanical Surface Detection)
- Electronics: DAE4 Sn871; Calibrated: 2019-06-27
- Phantom: SAM 7; Type: SAM; Serial: 1027
- DASY52 52.8.8(1222); SEMCAD X 14.6.10(7331)

Configuration/Body/Area Scan (6x9x1): Measurement grid: dx=12mm, dy=12mm
Maximum value of SAR (measured) = 9.08 W/kg

Configuration/Body/Zoom Scan (7x7x7)/Cube 0: Measurement grid: dx=5mm, dy=5mm, dz=5mm
Reference Value = 53.59 V/m; Power Drift = -0.08 dB
Peak SAR (extrapolated) = 26.0 W/kg
SAR(1 g) = 7.75 W/kg; SAR(10 g) = 2.54 W/kg
Maximum value of SAR (measured) = 16.0 W/kg

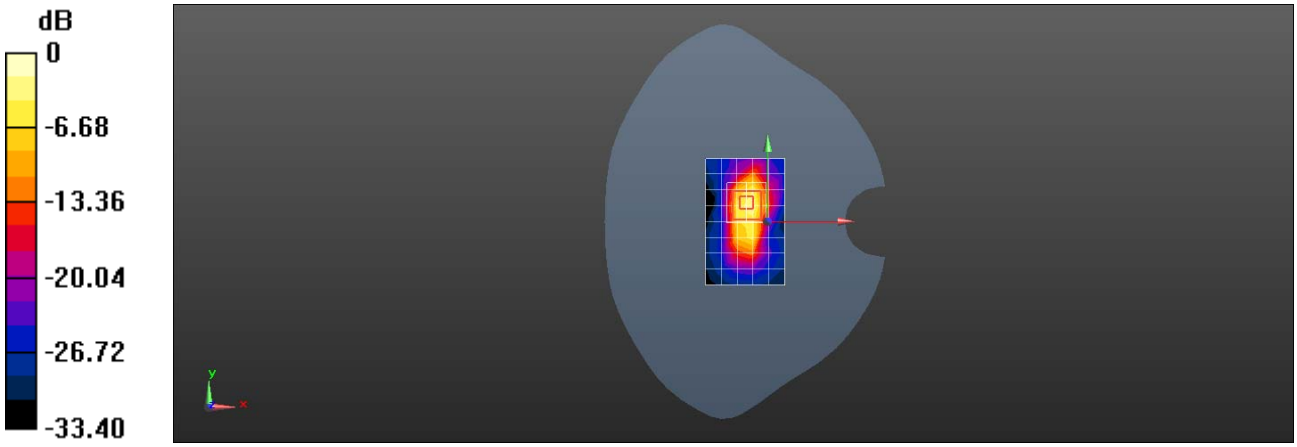

0 dB = 16.0 W/kg = 12.04 dBW/kg

Date: 2019-12-04

Test Laboratory: SGS-SAR Lab

5028A LTE Band 13 10M QPSK 1RB25 23230CH Right cheek

DUT: 5028A; Type: LTE/WCDMA/GSM mobile phone; Serial: OVROJ7KFMVWOQWLF

Communication System: UID 0, LTE Band 13 10MHz; Frequency: 782 MHz;Duty Cycle: 1:1

Medium: HSL750;Medium parameters used: f = 782 MHz; σ = 0.904 S/m; ε_r = 42.19; ρ = 1000 kg/m^3
Phantom section: Right Section

DASY 5 Configuration:

- Probe: EX3DV4 - SN3793; ConvF(9.41, 9.41, 9.41); Calibrated: 2019-03-25;
- Sensor-Surface: 1.4mm (Mechanical Surface Detection)
- Electronics: DAE4 Sn871; Calibrated: 2019-06-27
- Phantom: SAM 8; Type: SAM; Serial: 1063
- DASY52 52.8.8(1222); SEMCAD X 14.6.10(7331)

Configuration/Head/Area Scan (7x14x1): Measurement grid: dx=15mm, dy=15mm
Maximum value of SAR (measured) = 1.13 W/kg

Configuration/Head/Zoom Scan (5x5x7)/Cube 0: Measurement grid: dx=8mm, dy=8mm, dz=5mm
Reference Value = 25.99 V/m; Power Drift = -0.03 dB
Peak SAR (extrapolated) = 1.54 W/kg
SAR(1 g) = 0.754 W/kg; SAR(10 g) = 0.408 W/kg

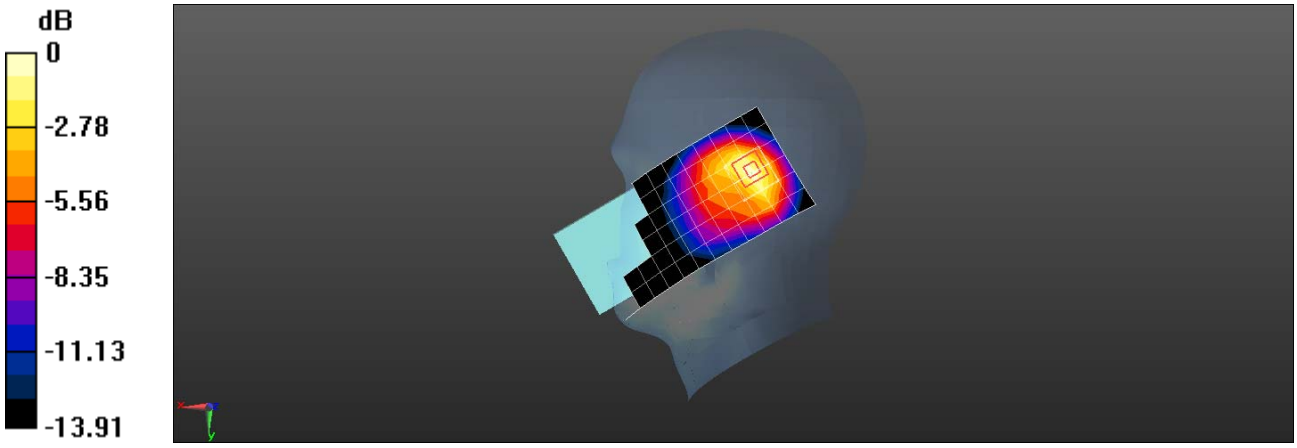

0 dB = 1.13 W/kg = 0.53 dBW/kg

Date: 2019-12-04

Test Laboratory: SGS-SAR Lab

5028A LTE Band 13 10M QPSK 1RB25 23230CH Back side 15mm

DUT: 5028A; Type: LTE/WCDMA/GSM mobile phone; Serial: OVROJ7KFMVWOQWLF

Communication System: UID 0, LTE Band 13 10MHz; Frequency: 782 MHz;Duty Cycle: 1:1

Medium: HSL750;Medium parameters used: f = 782 MHz; σ = 0.904 S/m; ε_r = 42.19; ρ = 1000 kg/m^3
Phantom section: Flat Section

DASY 5 Configuration:

- Probe: EX3DV4 - SN3793; ConvF(9.41, 9.41, 9.41); Calibrated: 2019-03-25;
- Sensor-Surface: 1.4mm (Mechanical Surface Detection)
- Electronics: DAE4 Sn871; Calibrated: 2019-06-27
- Phantom: SAM 8; Type: SAM; Serial: 1063
- DASY52 52.8.8(1222); SEMCAD X 14.6.10(7331)

Configuration/Body/Area Scan (7x13x1): Measurement grid: dx=15mm, dy=15mm
Maximum value of SAR (measured) = 0.251 W/kg

Configuration/Body/Zoom Scan (5x5x7)/Cube 0: Measurement grid: dx=8mm, dy=8mm, dz=5mm
Reference Value = 13.33 V/m; Power Drift = 0.11 dB
Peak SAR (extrapolated) = 0.276 W/kg
SAR(1 g) = 0.222 W/kg; SAR(10 g) = 0.173 W/kg
Maximum value of SAR (measured) = 0.253 W/kg

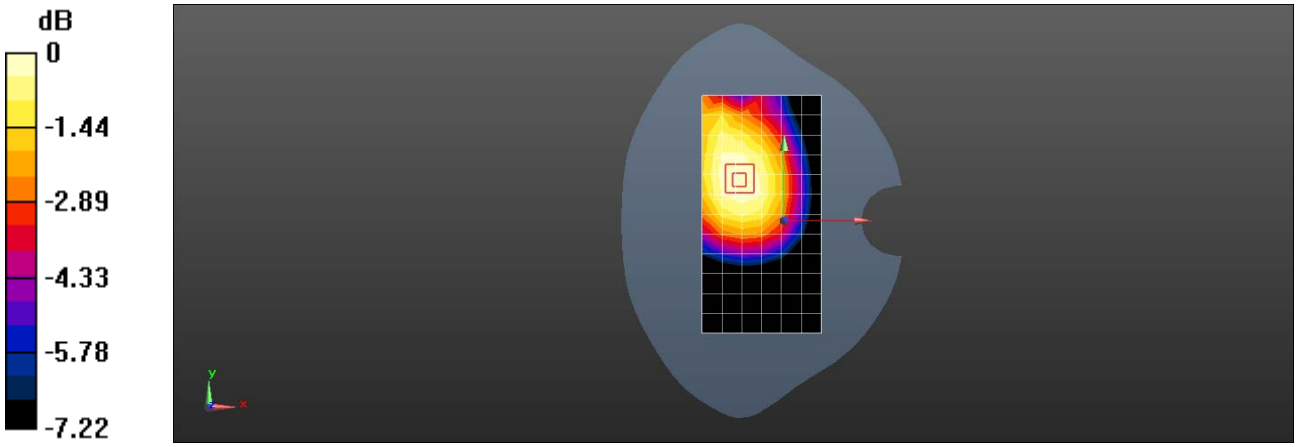

0 dB = 0.253 W/kg = -5.97 dBW/kg

Date: 2019-12-04

Test Laboratory: SGS-SAR Lab

5028A LTE Band 13 10M QPSK 1RB25 23230CH Back side 10mm

DUT: 5028A; Type: LTE/WCDMA/GSM mobile phone; Serial: OVROJ7KFMVWOQWLF

Communication System: UID 0, LTE Band 13 10MHz; Frequency: 782 MHz;Duty Cycle: 1:1

Medium: HSL750;Medium parameters used: f = 782 MHz; σ = 0.904 S/m; ε_r = 42.19; ρ = 1000 kg/m^3
Phantom section: Flat Section

DASY 5 Configuration:

- Probe: EX3DV4 - SN3793; ConvF(9.41, 9.41, 9.41); Calibrated: 2019-03-25;
- Sensor-Surface: 1.4mm (Mechanical Surface Detection)
- Electronics: DAE4 Sn871; Calibrated: 2019-06-27
- Phantom: SAM 8; Type: SAM; Serial: 1063
- DASY52 52.8.8(1222); SEMCAD X 14.6.10(7331)

Configuration/Body/Area Scan (7x13x1): Measurement grid: dx=15mm, dy=15mm
Maximum value of SAR (measured) = 0.321 W/kg

Configuration/Body/Zoom Scan (5x5x7)/Cube 0: Measurement grid: dx=8mm, dy=8mm, dz=5mm
Reference Value = 13.43 V/m; Power Drift = 0.12 dB
Peak SAR (extrapolated) = 0.472 W/kg
SAR(1 g) = 0.261 W/kg; SAR(10 g) = 0.149 W/kg
Maximum value of SAR (measured) = 0.366 W/kg

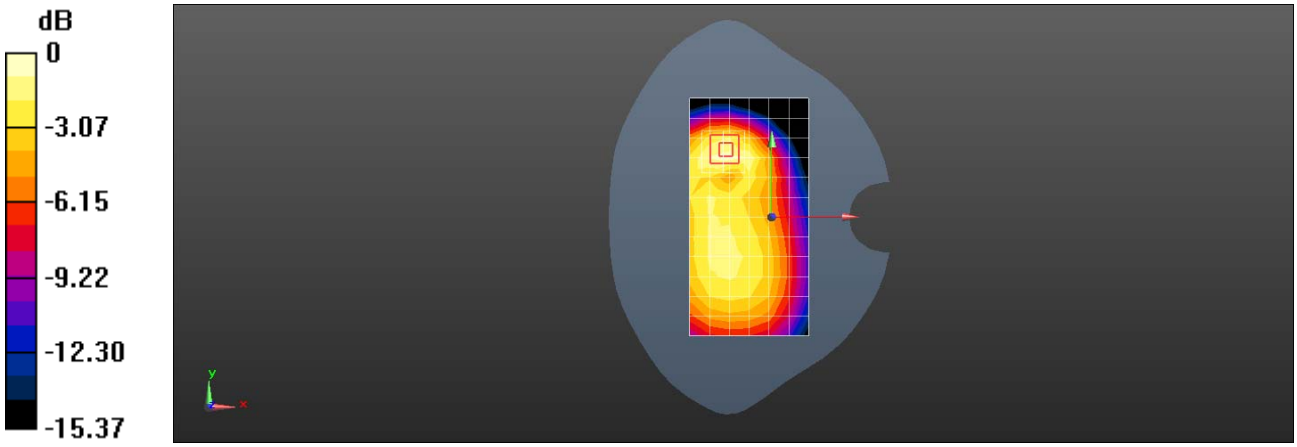

0 dB = 0.366 W/kg = -4.37 dBW/kg

Date: 2019-12-04

Test Laboratory: SGS-SAR Lab

5028A LTE Band 17 10M QPSK 1RB0 23790CH Left titled

DUT: 5028A; Type: LTE/WCDMA/GSM mobile phone; Serial: OVROJ7KFMVWOQWLF

Communication System: UID 0, LTE Band 17 10MHz; Frequency: 710 MHz;Duty Cycle: 1:1

Medium: HSL750;Medium parameters used: f = 710 MHz; σ = 0.859 S/m; ε_r = 42.877; ρ = 1000 kg/m^3
Phantom section: Left Section

DASY 5 Configuration:

- Probe: EX3DV4 - SN3793; ConvF(9.41, 9.41, 9.41); Calibrated: 2019-03-25;
- Sensor-Surface: 1.4mm (Mechanical Surface Detection)
- Electronics: DAE4 Sn871; Calibrated: 2019-06-27
- Phantom: SAM 8; Type: SAM; Serial: 1063
- DASY52 52.8.8(1222); SEMCAD X 14.6.10(7331)

Configuration/Head/Area Scan (7x14x1): Measurement grid: dx=15mm, dy=15mm
Maximum value of SAR (measured) = 0.973 W/kg

Configuration/Head/Zoom Scan (5x5x7)/Cube 0: Measurement grid: dx=8mm, dy=8mm, dz=5mm
Reference Value = 24.28 V/m; Power Drift = 0.14 dB
Peak SAR (extrapolated) = 2.39 W/kg
SAR(1 g) = 0.833 W/kg; SAR(10 g) = 0.419 W/kg
Maximum value of SAR (measured) = 1.40 W/kg

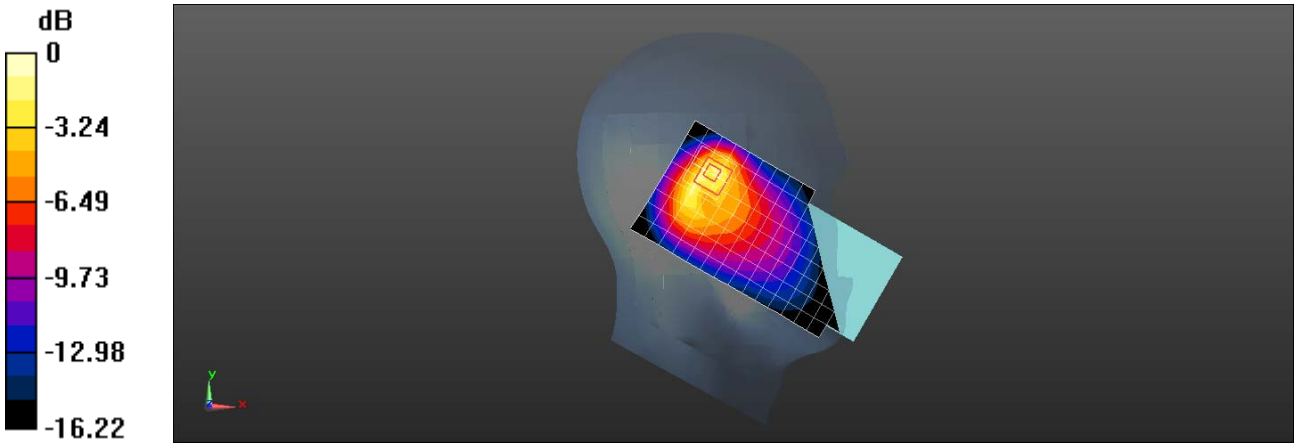

0 dB = 1.40 W/kg = 1.46 dBW/kg

Date: 2019-12-04

Test Laboratory: SGS-SAR Lab

5028A LTE Band 17 10M QPSK 1RB25 23780CH Back side 15mm

DUT: 5028A; Type: LTE/WCDMA/GSM mobile phone; Serial: OVROJ7KFMVWOQWLF

Communication System: UID 0, LTE Band 17 10MHz; Frequency: 709 MHz;Duty Cycle: 1:1

Medium: HSL750;Medium parameters used: f = 709 MHz; σ = 0.858 S/m; ε_r = 42.888; ρ = 1000 kg/m^3
Phantom section: Flat Section

DASY 5 Configuration:

- Probe: EX3DV4 - SN3793; ConvF(9.41, 9.41, 9.41); Calibrated: 2019-03-25;
- Sensor-Surface: 1.4mm (Mechanical Surface Detection)
- Electronics: DAE4 Sn871; Calibrated: 2019-06-27
- Phantom: SAM 8; Type: SAM; Serial: 1063
- DASY52 52.8.8(1222); SEMCAD X 14.6.10(7331)

Configuration/Body/Area Scan (7x13x1): Measurement grid: dx=15mm, dy=15mm
Maximum value of SAR (measured) = 0.313 W/kg

Configuration/Body/Zoom Scan (5x5x7)/Cube 0: Measurement grid: dx=8mm, dy=8mm, dz=5mm
Reference Value = 14.27 V/m; Power Drift = 0.02 dB
Peak SAR (extrapolated) = 0.338 W/kg
SAR(1 g) = 0.276 W/kg; SAR(10 g) = 0.220 W/kg
Maximum value of SAR (measured) = 0.311 W/kg

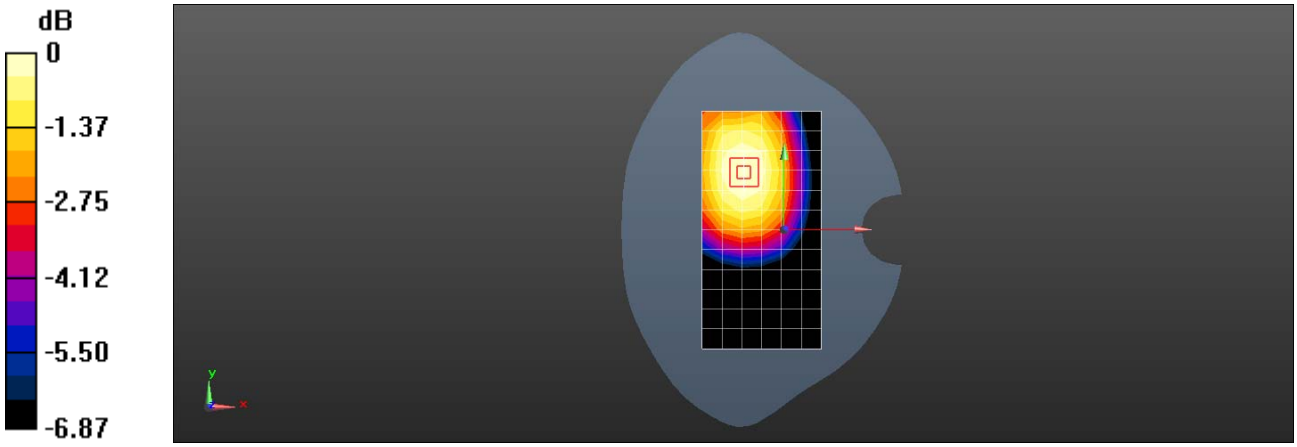

0 dB = 0.311 W/kg = -5.07 dBW/kg

Date: 2019-12-04

Test Laboratory: SGS-SAR Lab

5028A LTE Band 17 10M QPSK 1RB25 23780CH Right side 10mm

DUT: 5028A; Type: LTE/WCDMA/GSM mobile phone; Serial: OVROJ7KFMVWOQWLF

Communication System: UID 0, LTE Band 17 10MHz; Frequency: 709 MHz;Duty Cycle: 1:1

Medium: HSL750;Medium parameters used: f = 709 MHz; σ = 0.858 S/m; ε_r = 42.888; ρ = 1000 kg/m^3
Phantom section: Flat Section

DASY 5 Configuration:

- Probe: EX3DV4 - SN3793; ConvF(9.41, 9.41, 9.41); Calibrated: 2019-03-25;
- Sensor-Surface: 1.4mm (Mechanical Surface Detection)
- Electronics: DAE4 Sn871; Calibrated: 2019-06-27
- Phantom: SAM 8; Type: SAM; Serial: 1063
- DASY52 52.8.8(1222); SEMCAD X 14.6.10(7331)

Configuration/Body/Area Scan (5x13x1): Measurement grid: dx=15mm, dy=15mm
Maximum value of SAR (measured) = 0.292 W/kg

Configuration/Body/Zoom Scan (5x5x7)/Cube 0: Measurement grid: dx=8mm, dy=8mm, dz=5mm
Reference Value = 16.66 V/m; Power Drift = 0.09 dB
Peak SAR (extrapolated) = 0.346 W/kg
SAR(1 g) = 0.252 W/kg; SAR(10 g) = 0.181 W/kg
Maximum value of SAR (measured) = 0.303 W/kg

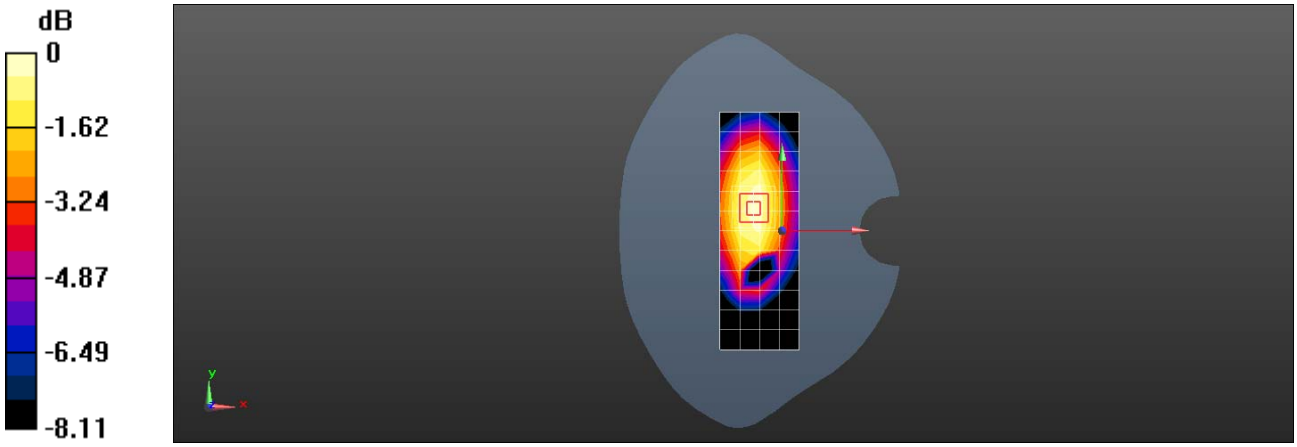

0 dB = 0.303 W/kg = -5.19 dBW/kg

Date: 2019-11-20

Test Laboratory: SGS-SAR Lab

5028A LTE Band 66 20M QPSK 1RB50 132322CH Right cheek

DUT: 5028A; Type: LTE/WCDMA/GSM mobile phone; Serial: 85NNBYSKSOIZDYGA

Communication System: UID 0, LTE-FDD BW 20MHz (0); Frequency: 1745 MHz;Duty Cycle: 1:1

Medium: HSL1750;Medium parameters used: f = 1745 MHz; σ = 1.325 S/m; ε_r = 40.811; ρ = 1000 kg/m^3
Phantom section: Right Section

DASY 5 Configuration:

- Probe: EX3DV4 - SN3982; ConvF(8.8, 8.8, 8.8); Calibrated: 2019-09-11;
- Sensor-Surface: 1.4mm (Mechanical Surface Detection)
- Electronics: DAE4 Sn896; Calibrated: 2019-09-18
- Phantom: SAM 3; Type: SAM; Serial: 1912
- DASY52 52.8.8(1222); SEMCAD X 14.6.10(7331)

Configuration/Head/Area Scan (7x13x1): Measurement grid: dx=15mm, dy=15mm
Maximum value of SAR (measured) = 0.320 W/kg

Configuration/Head/Zoom Scan (5x5x7)/Cube 0: Measurement grid: dx=8mm, dy=8mm, dz=5mm
Reference Value = 6.122 V/m; Power Drift = 0.02 dB
Peak SAR (extrapolated) = 0.432 W/kg
SAR(1 g) = 0.282 W/kg; SAR(10 g) = 0.176 W/kg
Maximum value of SAR (measured) = 0.380 W/kg

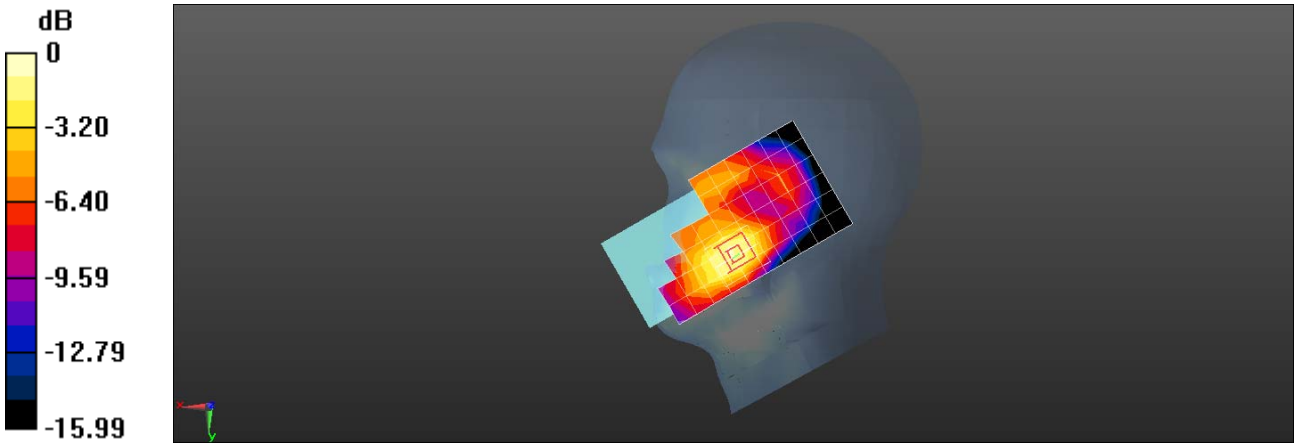

0 dB = 0.380 W/kg = -4.20 dBW/kg

Date: 2019-11-20

Test Laboratory: SGS-SAR Lab

5028A LTE Band 66 20M QPSK 1RB50 132322CH Back side 15mm

DUT: 5028A; Type: LTE/WCDMA/GSM mobile phone; Serial: SODQ6L7PIJJRAMWW

Communication System: UID 0, LTE-FDD BW 20MHz (0); Frequency: 1745 MHz;Duty Cycle: 1:1

Medium: HSL1750;Medium parameters used: f = 1745 MHz; σ = 1.325 S/m; ε_r = 40.811; ρ = 1000 kg/m^3
Phantom section: Flat Section

DASY 5 Configuration:

- Probe: EX3DV4 - SN3982; ConvF(8.8, 8.8, 8.8); Calibrated: 2019-09-11;
- Sensor-Surface: 1.4mm (Mechanical Surface Detection)
- Electronics: DAE4 Sn896; Calibrated: 2019-09-18
- Phantom: SAM 3; Type: SAM; Serial: 1912
- DASY52 52.8.8(1222); SEMCAD X 14.6.10(7331)

Configuration/Body/Area Scan (7x13x1): Measurement grid: dx=15mm, dy=15mm
Maximum value of SAR (measured) = 0.464 W/kg

Configuration/Body/Zoom Scan (5x5x7)/Cube 0: Measurement grid: dx=8mm, dy=8mm, dz=5mm
Reference Value = 9.943 V/m; Power Drift = 0.09 dB
Peak SAR (extrapolated) = 0.613 W/kg
SAR(1 g) = 0.357 W/kg; SAR(10 g) = 0.200 W/kg
Maximum value of SAR (measured) = 0.520 W/kg

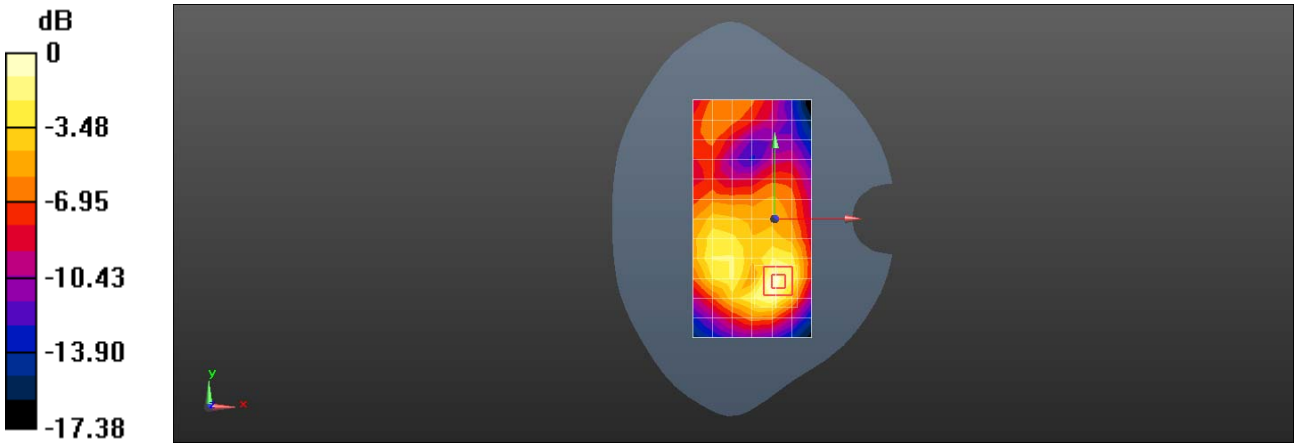

0 dB = 0.520 W/kg = -2.84 dBW/kg

Date: 2019-11-20

Test Laboratory: SGS-SAR Lab

5028A LTE Band 66 20M QPSK 1RB50 132572CH Bottom side 10mm

DUT: 5028A; Type: LTE/WCDMA/GSM mobile phone; Serial: 85NNBYSKSOIZDYGA

Communication System: UID 0, LTE-FDD BW 20MHz (0); Frequency: 1770 MHz;Duty Cycle: 1:1

Medium: HSL1750;Medium parameters used: f = 1770 MHz; σ = 1.35 S/m; ε_r = 40.738; ρ = 1000 kg/m^3
Phantom section: Flat Section

DASY 5 Configuration:

- Probe: EX3DV4 - SN3982; ConvF(8.8, 8.8, 8.8); Calibrated: 2019-09-11;
- Sensor-Surface: 1.4mm (Mechanical Surface Detection)
- Electronics: DAE4 Sn896; Calibrated: 2019-09-18
- Phantom: SAM 3; Type: SAM; Serial: 1912
- DASY52 52.8.8(1222); SEMCAD X 14.6.10(7331)

Configuration/Body/Area Scan (5x8x1): Measurement grid: dx=15mm, dy=15mm
Maximum value of SAR (measured) = 1.00 W/kg

Configuration/Body/Zoom Scan (5x5x7)/Cube 0: Measurement grid: dx=8mm, dy=8mm, dz=5mm
Reference Value = 18.97 V/m; Power Drift = 0.06 dB
Peak SAR (extrapolated) = 1.63 W/kg
SAR(1 g) = 0.863 W/kg; SAR(10 g) = 0.434 W/kg
Maximum value of SAR (measured) = 1.38 W/kg

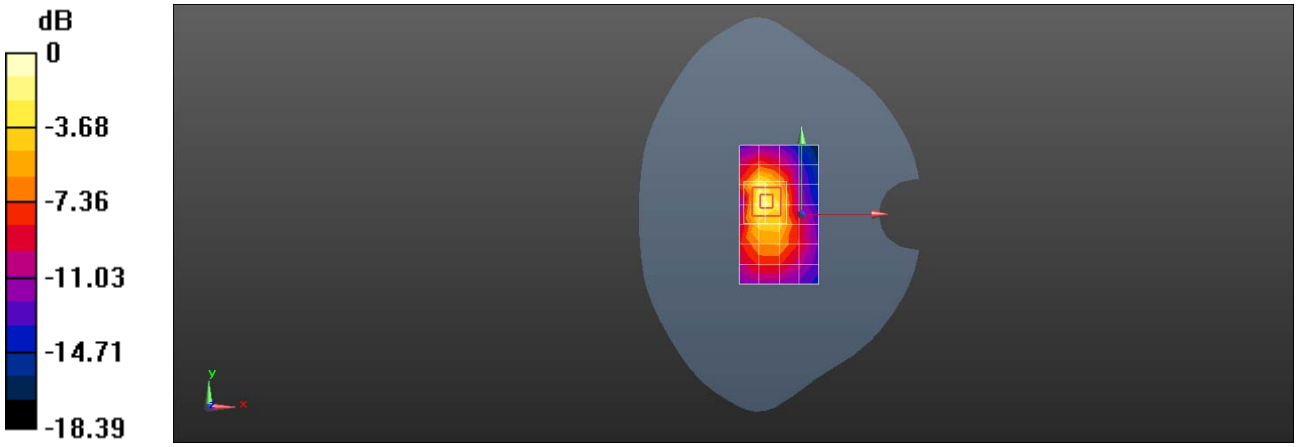

0 dB = 1.38 W/kg = 1.40 dBW/kg

Date: 2019-12-13

Test Laboratory: SGS-SAR Lab

5028A WIFI 2.4G 802.11b 1CH Right cheek

DUT: 5028A; Type: LTE/WCDMA/GSM mobile phone; Serial: XKAYGYS4FUUWSKS4

Communication System: UID 0, WIFI 2.4G; Frequency: 2412 MHz;Duty Cycle: 1:1.006

Medium: HSL2450;Medium parameters used: f = 2412 MHz; σ = 1.784 S/m; ε_r = 40.878; ρ = 1000 kg/m^3
Phantom section: Right Section

DASY 5 Configuration:

- Probe: EX3DV4 - SN3793; ConvF(6.93, 6.93, 6.93); Calibrated: 2019-03-25;
- Sensor-Surface: 1.4mm (Mechanical Surface Detection)
- Electronics: DAE4 Sn871; Calibrated: 2019-06-27
- Phantom: SAM 7; Type: SAM; Serial: 1027
- DASY52 52.8.8(1222); SEMCAD X 14.6.10(7331)

Configuration/Head/Area Scan (9x16x1): Measurement grid: dx=12mm, dy=12mm
Maximum value of SAR (measured) = 0.452 W/kg

Configuration/Head/Zoom Scan (7x7x7)/Cube 0: Measurement grid: dx=5mm, dy=5mm, dz=5mm
Reference Value = 7.350 V/m; Power Drift = -0.02 dB
Peak SAR (extrapolated) = 0.705 W/kg
SAR(1 g) = 0.372 W/kg; SAR(10 g) = 0.179 W/kg
Maximum value of SAR (measured) = 0.539 W/kg

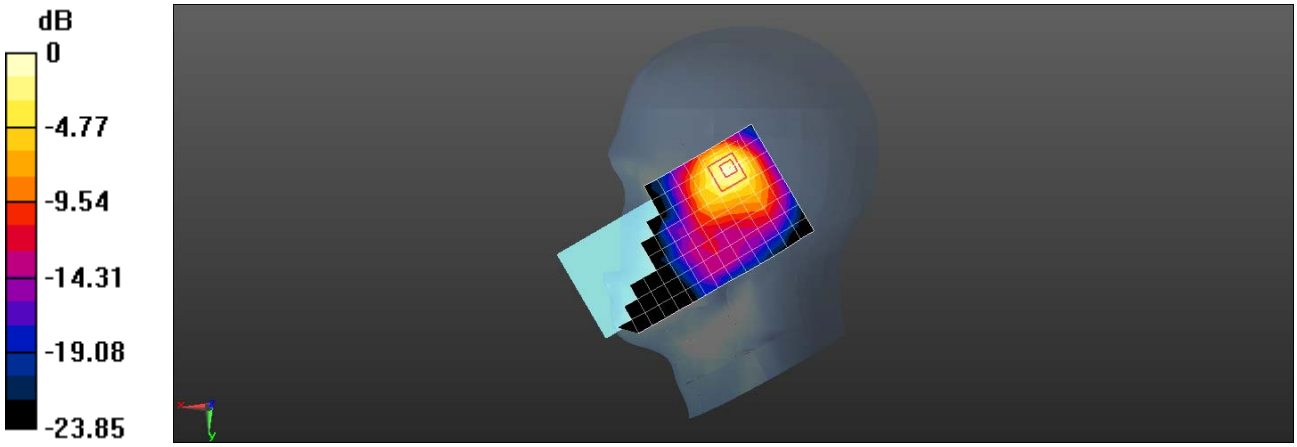

0 dB = 0.539 W/kg = -2.68 dBW/kg

Date: 2019-12-13

Test Laboratory: SGS-SAR Lab

5028A WIFI 2.4G 802.11b 6CH Back side 15mm

DUT: 5028A; Type: LTE/WCDMA/GSM mobile phone; Serial: XKAYGYS4FUUWSKS4

Communication System: UID 0, WIFI 2.4G; Frequency: 2437 MHz;Duty Cycle: 1:1.006

Medium: HSL2450;Medium parameters used: f = 2437 MHz; σ = 1.812 S/m; ε_r = 40.79; ρ = 1000 kg/m^3
Phantom section: Flat Section

DASY 5 Configuration:

- Probe: EX3DV4 - SN3793; ConvF(6.93, 6.93, 6.93); Calibrated: 2019-03-25;
- Sensor-Surface: 1.4mm (Mechanical Surface Detection)
- Electronics: DAE4 Sn871; Calibrated: 2019-06-27
- Phantom: SAM 7; Type: SAM; Serial: 1027
- DASY52 52.8.8(1222); SEMCAD X 14.6.10(7331)

Configuration/Body/Area Scan (9x16x1): Measurement grid: dx=12mm, dy=12mm
Maximum value of SAR (measured) = 0.0562 W/kg

Configuration/Body/Zoom Scan (7x7x7)/Cube 0: Measurement grid: dx=5mm, dy=5mm, dz=5mm
Reference Value = 1.783 V/m; Power Drift = 0.03 dB
Peak SAR (extrapolated) = 0.0820 W/kg
SAR(1 g) = 0.039 W/kg; SAR(10 g) = 0.018 W/kg
Maximum value of SAR (measured) = 0.0597 W/kg

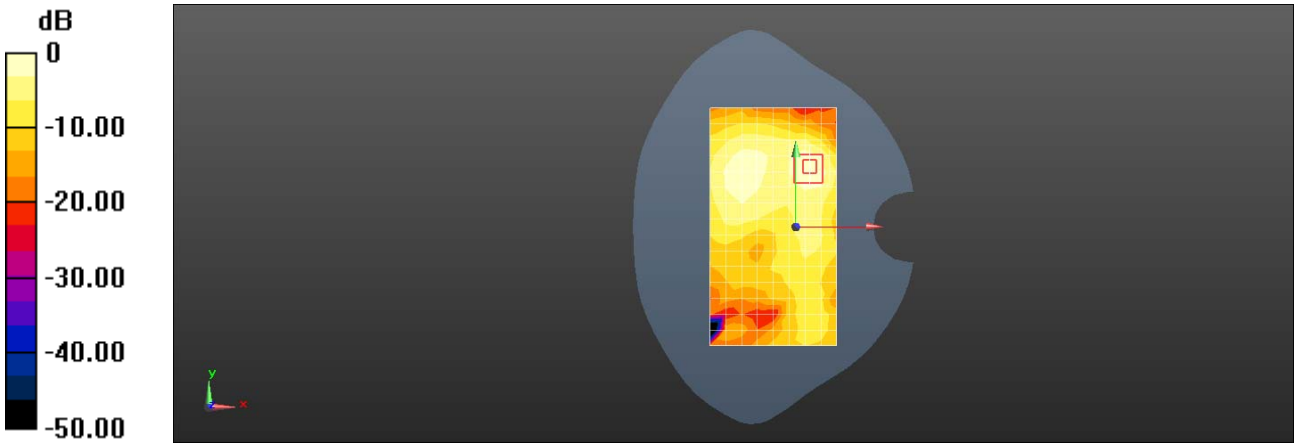

0 dB = 0.0597 W/kg = -12.24 dBW/kg

Date: 2019-12-13

Test Laboratory: SGS-SAR Lab

5028A WIFI 2.4G 802.11b 6CH Back side 10mm

DUT: 5028A; Type: LTE/WCDMA/GSM mobile phone; Serial: XKAYGYS4FUUWSKS4

Communication System: UID 0, WIFI 2.4G; Frequency: 2437 MHz;Duty Cycle: 1:1.006

Medium: HSL2450;Medium parameters used: f = 2437 MHz; σ = 1.812 S/m; ε_r = 40.79; ρ = 1000 kg/m^3
Phantom section: Flat Section

DASY 5 Configuration:

- Probe: EX3DV4 - SN3793; ConvF(6.93, 6.93, 6.93); Calibrated: 2019-03-25;
- Sensor-Surface: 1.4mm (Mechanical Surface Detection)
- Electronics: DAE4 Sn871; Calibrated: 2019-06-27
- Phantom: SAM 7; Type: SAM; Serial: 1027
- DASY52 52.8.8(1222); SEMCAD X 14.6.10(7331)

Configuration/Body/Area Scan (9x16x1): Measurement grid: dx=12mm, dy=12mm
Maximum value of SAR (measured) = 0.162 W/kg

Configuration/Body/Zoom Scan (7x7x7)/Cube 0: Measurement grid: dx=5mm, dy=5mm, dz=5mm
Reference Value = 2.752 V/m; Power Drift = -0.06 dB
Peak SAR (extrapolated) = 0.230 W/kg
SAR(1 g) = 0.103 W/kg; SAR(10 g) = 0.047 W/kg
Maximum value of SAR (measured) = 0.160 W/kg

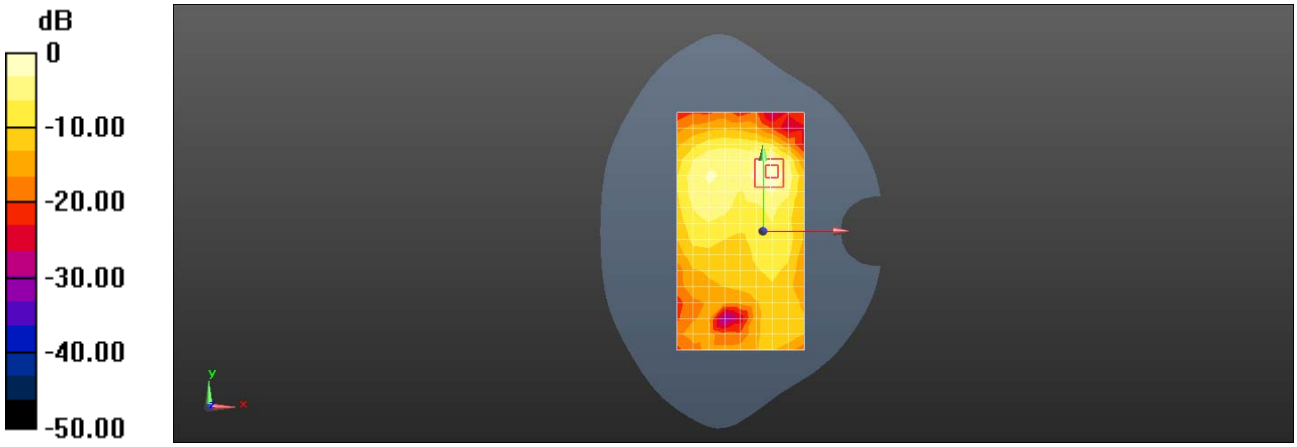

0 dB = 0.160 W/kg = -7.96 dBW/kg

Date: 2019-12-13

Test Laboratory: SGS-SAR Lab

5028A Bluetooth DH5 39CH Right tilted

DUT: 5028A; Type: LTE/WCDMA/GSM mobile phone; Serial: XKAYGYS4FUUWSKS4

Communication System: UID 0, Bluetooth; Frequency: 2441 MHz;Duty Cycle: 1:1.302

Medium: HSL2450;Medium parameters used: f = 2441 MHz; σ = 1.816 S/m; ε_r = 40.776; ρ = 1000 kg/m^3
Phantom section: Right Section

DASY 5 Configuration:

- Probe: EX3DV4 - SN3793; ConvF(6.93, 6.93, 6.93); Calibrated: 2019-03-25;
- Sensor-Surface: 1.4mm (Mechanical Surface Detection)
- Electronics: DAE4 Sn871; Calibrated: 2019-06-27
- Phantom: SAM 7; Type: SAM; Serial: 1027
- DASY52 52.8.8(1222); SEMCAD X 14.6.10(7331)

Configuration/Head/Area Scan (9x16x1): Measurement grid: dx=12mm, dy=12mm
Maximum value of SAR (measured) = 0.109 W/kg

Configuration/Head/Zoom Scan (7x7x7)/Cube 0: Measurement grid: dx=5mm, dy=5mm, dz=5mm
Reference Value = 3.310 V/m; Power Drift = 0.05 dB
Peak SAR (extrapolated) = 0.204 W/kg
SAR(1 g) = 0.086 W/kg; SAR(10 g) = 0.036 W/kg
Maximum value of SAR (measured) = 0.139 W/kg



0 dB = 0.139 W/kg = -8.57 dBW/kg