Appendix B

Detailed Test Results

1. GSM
GSM850 for Head & Body
GSM1900 for Head & Body
2. WCDMA
WCDMA Band II for Head & Body
WCDMA Band IV for Head & Body
WCDMA Band V for Head & Body
3. LTE
LTE Band 2 for Head & Body
LTE Band 5 for Head & Body
LTE Band 7 for Head & Body
LTE Band 13 for Head & Body
LTE Band 17 for Head & Body
LTE Band 28 for Head & Body
LTE Band 66 for Head & Body
4. WIFI
WIFI 2.4GHz for Head & Body

Date: 2019-11-28

Test Laboratory: SGS-SAR Lab

5007G GSM 850 GSM 190CH Right cheek

DUT: 5007G; Type: LTE/WCDMA/GSM mobile phone; Serial: IJQCKZ6H8565NZVG

Communication System: UID 0, GSM 850; Frequency: 836.6 MHz;Duty Cycle: 1:8.3

Medium: HSL835;Medium parameters used: f = 837 MHz; σ = 0.887 S/m; ε_r = 40.787; ρ = 1000 kg/m^3
Phantom section: Right Section

DASY 5 Configuration:

- Probe: EX3DV4 - SN3793; ConvF(9.04, 9.04, 9.04); Calibrated: 2019-03-25;
- Sensor-Surface: 1.4mm (Mechanical Surface Detection)
- Electronics: DAE4 Sn871; Calibrated: 2019-06-27
- Phantom: SAM 8; Type: SAM; Serial: 1063
- DASY52 52.8.8(1222); SEMCAD X 14.6.10(7331)

Configuration/Head/Area Scan (7x13x1): Measurement grid: dx=15mm, dy=15mm
Maximum value of SAR (measured) = 1.18 W/kg

Configuration/Head/Zoom Scan (5x5x7)/Cube 0: Measurement grid: dx=8mm, dy=8mm, dz=5mm
Reference Value = 31.80 V/m; Power Drift = -0.09 dB
Peak SAR (extrapolated) = 1.80 W/kg
SAR(1 g) = 0.900 W/kg; SAR(10 g) = 0.502 W/kg
Maximum value of SAR (measured) = 1.36 W/kg

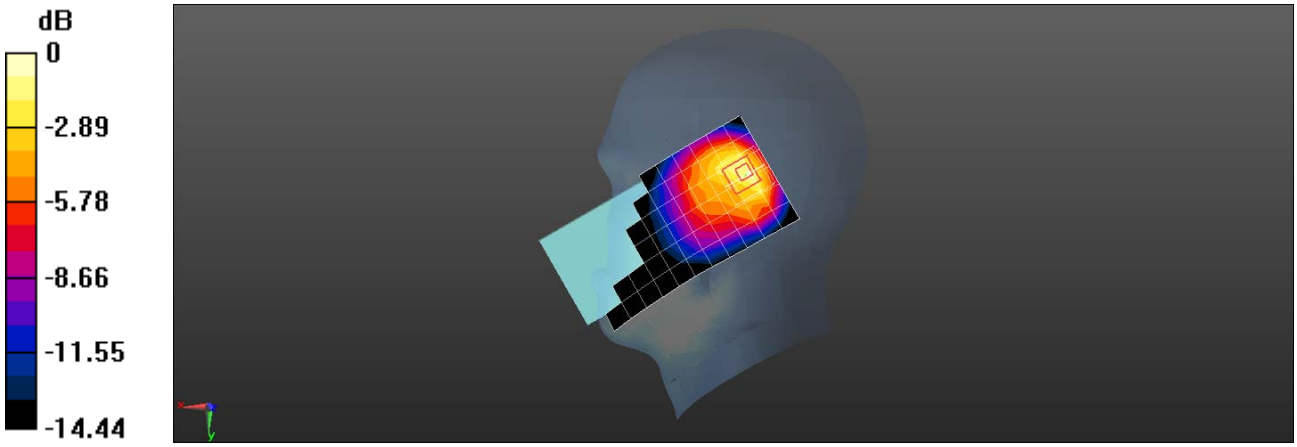

0 dB = 1.36 W/kg = 1.34 dBW/kg

Date: 2019-11-28

Test Laboratory: SGS-SAR Lab

5007G GSM 850 GSM 190CH Front side 15mm

DUT: 5007G; Type: LTE/WCDMA/GSM mobile phone; Serial: IJQCKZ6H8565NZVG

Communication System: UID 0, GSM 850; Frequency: 836.6 MHz;Duty Cycle: 1:8.3

Medium: HSL835;Medium parameters used: f = 837 MHz; σ = 0.887 S/m; ε_r = 40.787; ρ = 1000 kg/m^3
Phantom section: Flat Section

DASY 5 Configuration:

- Probe: EX3DV4 - SN3793; ConvF(9.04, 9.04, 9.04); Calibrated: 2019-03-25;
- Sensor-Surface: 1.4mm (Mechanical Surface Detection)
- Electronics: DAE4 Sn871; Calibrated: 2019-06-27
- Phantom: SAM 8; Type: SAM; Serial: 1063
- DASY52 52.8.8(1222); SEMCAD X 14.6.10(7331)

Configuration/Body/Area Scan (7x13x1): Measurement grid: dx=15mm, dy=15mm
Maximum value of SAR (measured) = 0.198 W/kg

Configuration/Body/Zoom Scan (5x5x7)/Cube 0: Measurement grid: dx=8mm, dy=8mm, dz=5mm
Reference Value = 12.50 V/m; Power Drift = 0.04 dB
Peak SAR (extrapolated) = 0.218 W/kg
SAR(1 g) = 0.171 W/kg; SAR(10 g) = 0.132 W/kg
Maximum value of SAR (measured) = 0.197 W/kg

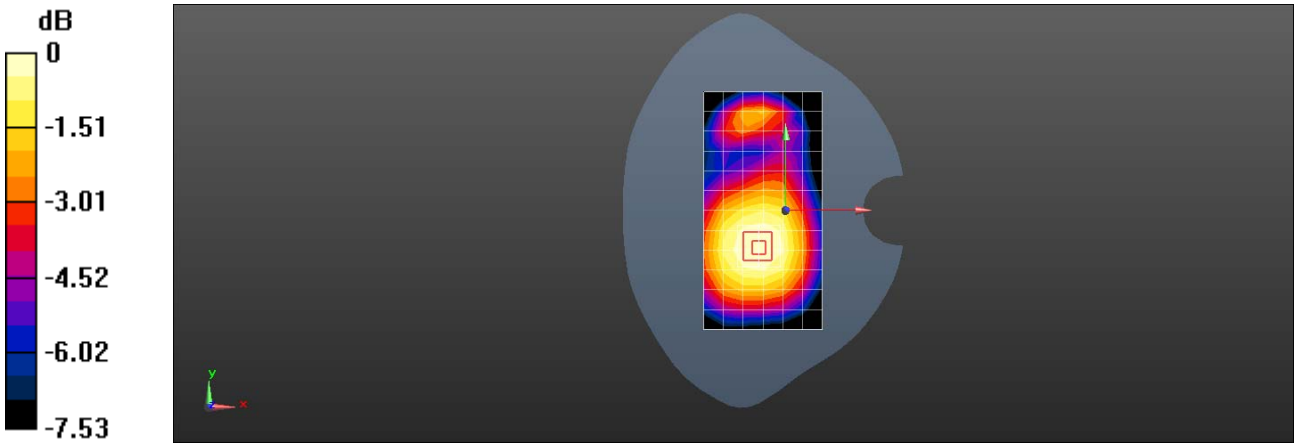

0 dB = 0.197 W/kg = -7.06 dBW/kg

Date: 2019-11-28

Test Laboratory: SGS-SAR Lab

5007G GSM 850 GPRS 4TS 190CH Right side 10mm

DUT: 5007G; Type: LTE/WCDMA/GSM mobile phone; Serial: IJQCKZ6H8565NZVG

Communication System: UID 0, GSM 850; Frequency: 836.6 MHz;Duty Cycle: 1:8.3

Medium: HSL835;Medium parameters used: f = 837 MHz; σ = 0.887 S/m; ε_r = 40.787; ρ = 1000 kg/m^3
Phantom section: Flat Section

DASY 5 Configuration:

- Probe: EX3DV4 - SN3793; ConvF(9.04, 9.04, 9.04); Calibrated: 2019-03-25;
- Sensor-Surface: 1.4mm (Mechanical Surface Detection)
- Electronics: DAE4 Sn871; Calibrated: 2019-06-27
- Phantom: SAM 8; Type: SAM; Serial: 1063
- DASY52 52.8.8(1222); SEMCAD X 14.6.10(7331)

Configuration/Body/Area Scan (5x13x1): Measurement grid: dx=15mm, dy=15mm
Maximum value of SAR (measured) = 0.343 W/kg

Configuration/Body/Zoom Scan (5x5x7)/Cube 0: Measurement grid: dx=8mm, dy=8mm, dz=5mm
Reference Value = 15.31 V/m; Power Drift = -0.13 dB
Peak SAR (extrapolated) = 0.397 W/kg
SAR(1 g) = 0.288 W/kg; SAR(10 g) = 0.198 W/kg
Maximum value of SAR (measured) = 0.341 W/kg

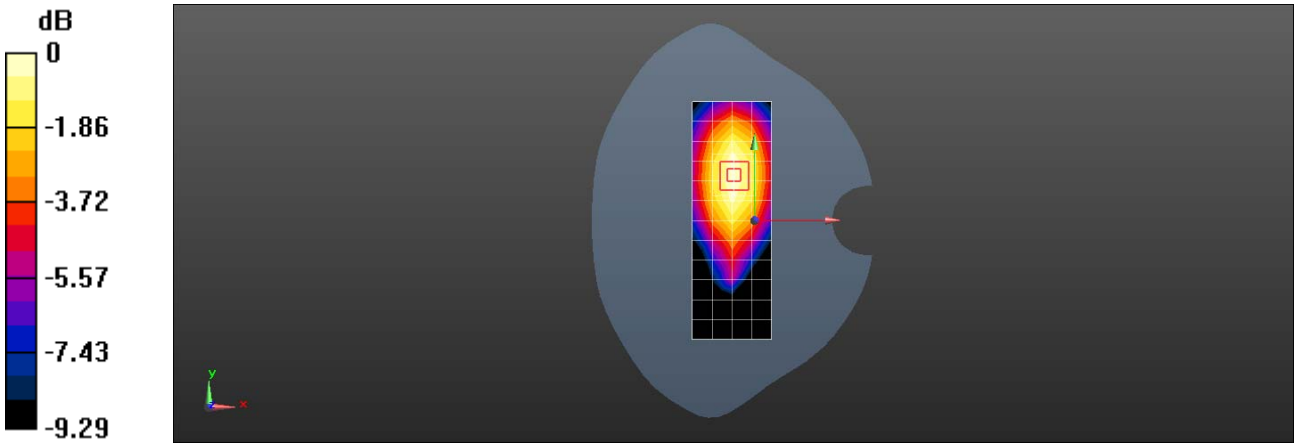

0 dB = 0.341 W/kg = -4.67 dBW/kg

Date: 2019-12-03

Test Laboratory: SGS-SAR Lab

5007G GSM 1900 GSM 661CH Right cheek

DUT: 5007G; Type: LTE/WCDMA/GSM mobile phone; Serial: IJQCKZ6H8565NZVG

Communication System: UID 0, GSM Only Communication System (0); Frequency: 1880 MHz;Duty Cycle: 1:8.30042

Medium: HSL1900;Medium parameters used: f = 1880 MHz; σ = 1.418 S/m; ε_r = 41.237; ρ = 1000 kg/m^3
Phantom section: Right Section

DASY 5 Configuration:

- Probe: EX3DV4 - SN3923; ConvF(8.64, 8.64, 8.64); Calibrated: 2019-10-22;
- Sensor-Surface: 1.4mm (Mechanical Surface Detection)
- Electronics: DAE4 Sn896; Calibrated: 2019-09-18
- Phantom: SAM 4; Type: SAM; Serial: 1640
- DASY52 52.8.8(1222); SEMCAD X 14.6.10(7331)

Configuration/Head/Area Scan (7x13x1): Measurement grid: dx=15mm, dy=15mm
Maximum value of SAR (measured) = 0.259 W/kg

Configuration/Head/Zoom Scan (5x5x7)/Cube 0: Measurement grid: dx=8mm, dy=8mm, dz=5mm
Reference Value = 5.867 V/m; Power Drift = 0.09 dB
Peak SAR (extrapolated) = 0.322 W/kg
SAR(1 g) = 0.194 W/kg; SAR(10 g) = 0.117 W/kg
Maximum value of SAR (measured) = 0.276 W/kg

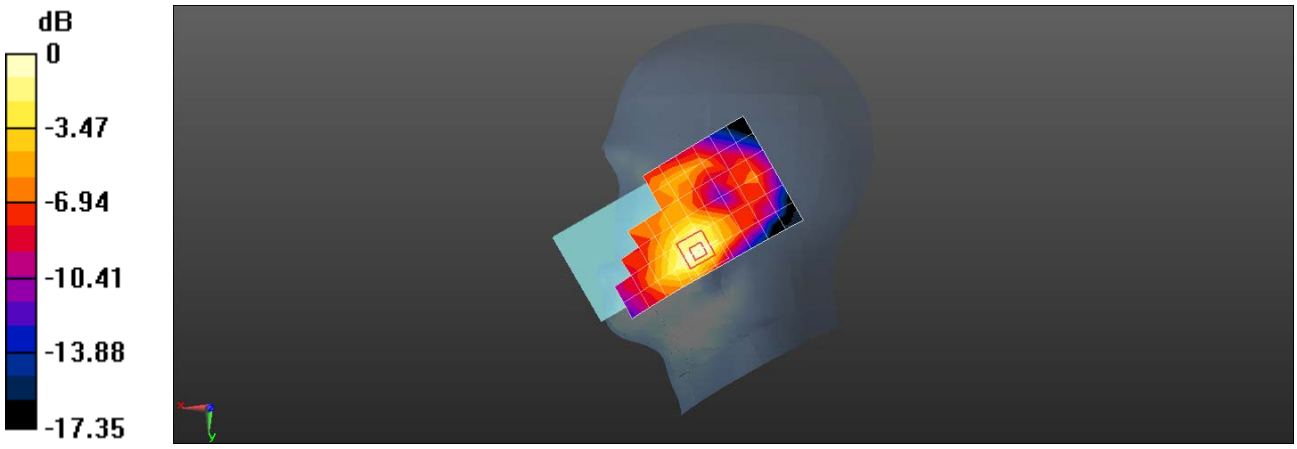

0 dB = 0.276 W/kg = -5.59 dBW/kg

Date: 2019-12-03

Test Laboratory: SGS-SAR Lab

5007G GSM 1900 GSM 661CH Back side 15mm

DUT: 5007G; Type: LTE/WCDMA/GSM mobile phone; Serial: IJQCKZ6H8565NZVG

Communication System: UID 0, GSM Only Communication System (0); Frequency: 1880 MHz;Duty Cycle: 1:8.30042

Medium: HSL1900;Medium parameters used: f = 1880 MHz; σ = 1.418 S/m; ε_r = 41.237; ρ = 1000 kg/m^3
Phantom section: Flat Section

DASY 5 Configuration:

- Probe: EX3DV4 - SN3923; ConvF(8.64, 8.64, 8.64); Calibrated: 2019-10-22;
- Sensor-Surface: 1.4mm (Mechanical Surface Detection)
- Electronics: DAE4 Sn896; Calibrated: 2019-09-18
- Phantom: SAM 4; Type: SAM; Serial: 1640
- DASY52 52.8.8(1222); SEMCAD X 14.6.10(7331)

Configuration/Body/Area Scan (7x13x1): Measurement grid: dx=15mm, dy=15mm
Maximum value of SAR (measured) = 0.423 W/kg

Configuration/Body/Zoom Scan (5x5x7)/Cube 0: Measurement grid: dx=8mm, dy=8mm, dz=5mm
Reference Value = 8.341 V/m; Power Drift = 0.08 dB
Peak SAR (extrapolated) = 0.536 W/kg
SAR(1 g) = 0.308 W/kg; SAR(10 g) = 0.181 W/kg
Maximum value of SAR (measured) = 0.455 W/kg

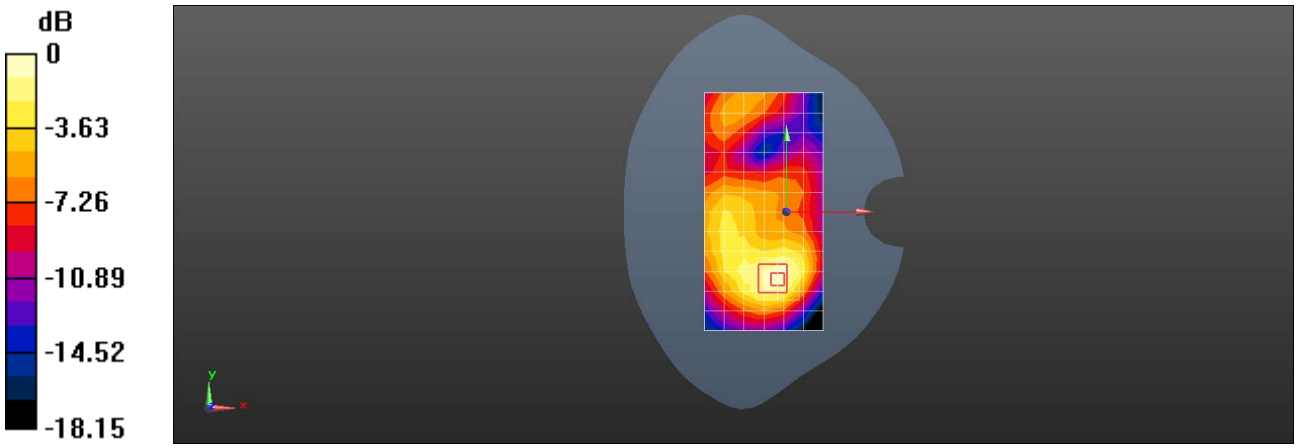

0 dB = 0.455 W/kg = -3.42 dBW/kg

Date: 2019-12-03

Test Laboratory: SGS-SAR Lab

5007G GSM 1900 GPRS 4TS 661CH Bottom side 10mm

DUT: 5007G; Type: LTE/WCDMA/GSM mobile phone; Serial: IJQCKZ6H8565NZVG

Communication System: UID 0, GPRS/EGPRS Mode(4up) Communication System (0); Frequency: 1880 MHz;Duty Cycle: 1:2.0797

Medium: HSL1900;Medium parameters used: f = 1880 MHz; σ = 1.418 S/m; ε_r = 41.237; ρ = 1000 kg/m^3
Phantom section: Flat Section

DASY 5 Configuration:

- Probe: EX3DV4 - SN3923; ConvF(8.64, 8.64, 8.64); Calibrated: 2019-10-22;
- Sensor-Surface: 1.4mm (Mechanical Surface Detection)
- Electronics: DAE4 Sn896; Calibrated: 2019-09-18
- Phantom: SAM 4; Type: SAM; Serial: 1640
- DASY52 52.8.8(1222); SEMCAD X 14.6.10(7331)

Configuration/Body/Area Scan (5x7x1): Measurement grid: dx=15mm, dy=15mm
Maximum value of SAR (measured) = 0.556 W/kg

Configuration/Body/Zoom Scan (5x5x7)/Cube 0: Measurement grid: dx=8mm, dy=8mm, dz=5mm
Reference Value = 17.20 V/m; Power Drift = 0.06 dB
Peak SAR (extrapolated) = 0.803 W/kg
SAR(1 g) = 0.445 W/kg; SAR(10 g) = 0.244 W/kg
Maximum value of SAR (measured) = 0.669 W/kg

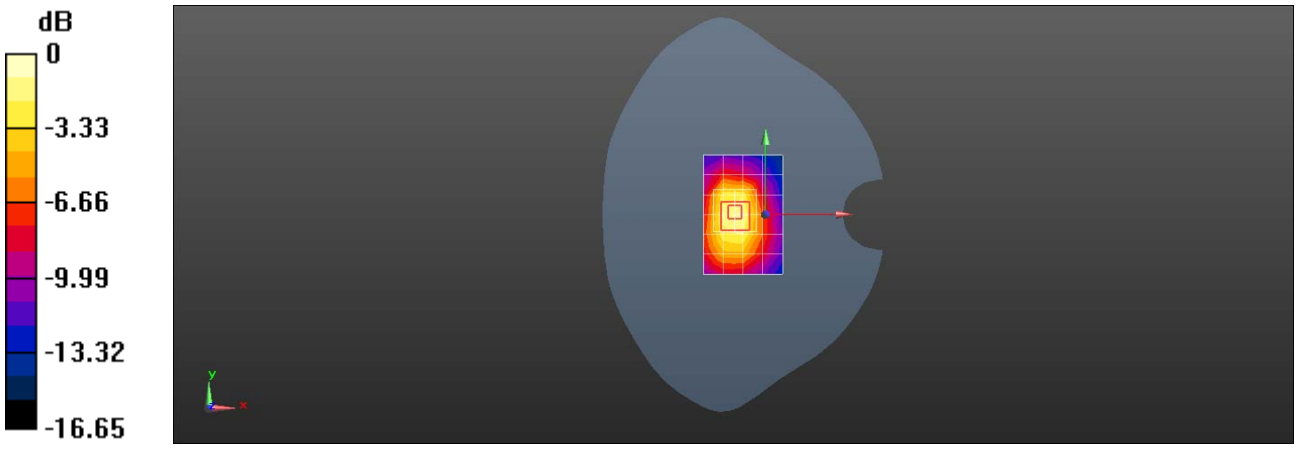

0 dB = 0.669 W/kg = -1.75 dBW/kg

Date: 2019-11-28

Test Laboratory: SGS-SAR Lab

5007G WCDMA Band V 4233CH Right cheek

DUT: 5007G; Type: LTE/WCDMA/GSM mobile phone; Serial: IJQCKZ6H8565NZVG

Communication System: UID 0, WCDMA Band V; Frequency: 846.6 MHz;Duty Cycle: 1:1

Medium: HSL835;Medium parameters used: f = 847 MHz; σ = 0.894 S/m; ε_r = 40.723; ρ = 1000 kg/m^3
Phantom section: Right Section

DASY 5 Configuration:

- Probe: EX3DV4 - SN3793; ConvF(9.04, 9.04, 9.04); Calibrated: 2019-03-25;
- Sensor-Surface: 1.4mm (Mechanical Surface Detection)
- Electronics: DAE4 Sn871; Calibrated: 2019-06-27
- Phantom: SAM 8; Type: SAM; Serial: 1063
- DASY52 52.8.8(1222); SEMCAD X 14.6.10(7331)

Configuration/Head/Area Scan (7x13x1): Measurement grid: dx=15mm, dy=15mm
Maximum value of SAR (measured) = 1.17 W/kg

Configuration/Head/Zoom Scan (5x5x7)/Cube 0: Measurement grid: dx=8mm, dy=8mm, dz=5mm
Reference Value = 34.75 V/m; Power Drift = -0.03 dB
Peak SAR (extrapolated) = 1.85 W/kg
SAR(1 g) = 0.941 W/kg; SAR(10 g) = 0.529 W/kg
Maximum value of SAR (measured) = 1.36 W/kg

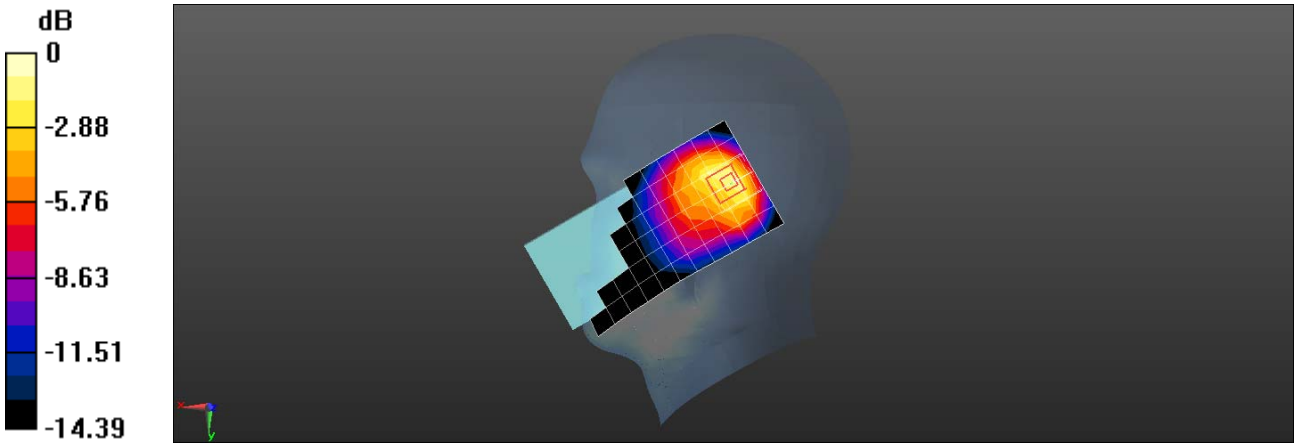

0 dB = 1.36 W/kg = 1.34 dBW/kg

Date: 2019-11-28

Test Laboratory: SGS-SAR Lab

5007G WCDMA Band V 4182CH Front side 15mm

DUT: 5007G; Type: LTE/WCDMA/GSM mobile phone; Serial: IJQCKZ6H8565NZVG

Communication System: UID 0, WCDMA Band V; Frequency: 836.4 MHz;Duty Cycle: 1:1

Medium: HSL835;Medium parameters used (interpolated): f = 836.4 MHz; σ = 0.887 S/m; ε_r = 40.79; ρ = 1000 kg/m^3
Phantom section: Flat Section

DASY 5 Configuration:

- Probe: EX3DV4 - SN3793; ConvF(9.04, 9.04, 9.04); Calibrated: 2019-03-25;
- Sensor-Surface: 1.4mm (Mechanical Surface Detection)
- Electronics: DAE4 Sn871; Calibrated: 2019-06-27
- Phantom: SAM 8; Type: SAM; Serial: 1063
- DASY52 52.8.8(1222); SEMCAD X 14.6.10(7331)

Configuration/Body/Area Scan (7x13x1): Measurement grid: dx=15mm, dy=15mm
Maximum value of SAR (measured) = 0.243 W/kg

Configuration/Body/Zoom Scan (5x5x7)/Cube 0: Measurement grid: dx=8mm, dy=8mm, dz=5mm
Reference Value = 13.29 V/m; Power Drift = -0.07 dB
Peak SAR (extrapolated) = 0.269 W/kg
SAR(1 g) = 0.211 W/kg; SAR(10 g) = 0.163 W/kg

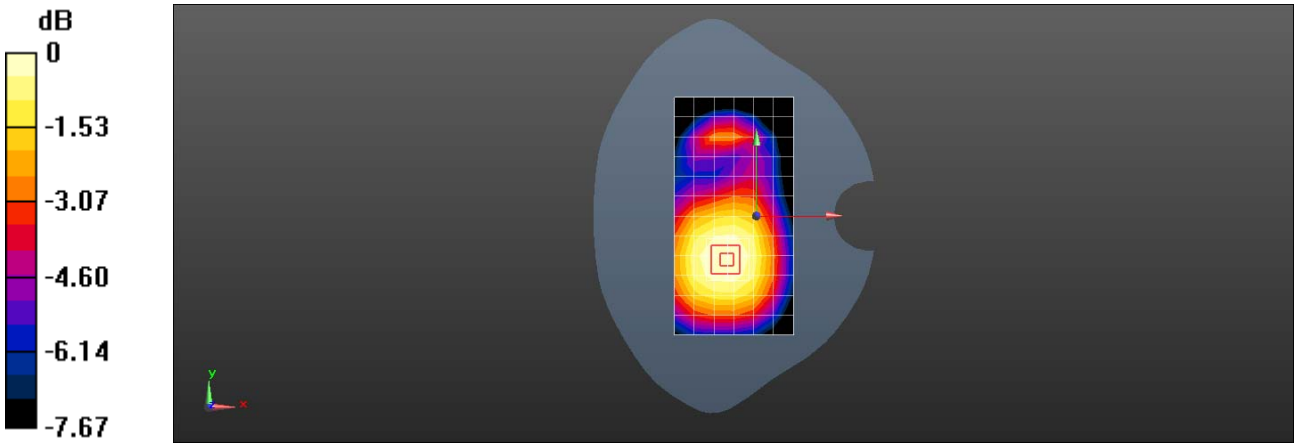

0 dB = 0.243 W/kg = -6.14 dBW/kg

Date: 2019-11-28

Test Laboratory: SGS-SAR Lab

5007G WCDMA Band V 4182CH Right side 10mm

DUT: 5007G; Type: LTE/WCDMA/GSM mobile phone; Serial: IJQCKZ6H8565NZVG

Communication System: UID 0, WCDMA Band V; Frequency: 836.4 MHz;Duty Cycle: 1:1

Medium: HSL835;Medium parameters used (interpolated): f = 836.4 MHz; σ = 0.887 S/m; ε_r = 40.79; ρ = 1000 kg/m^3
Phantom section: Flat Section

DASY 5 Configuration:

- Probe: EX3DV4 - SN3793; ConvF(9.04, 9.04, 9.04); Calibrated: 2019-03-25;
- Sensor-Surface: 1.4mm (Mechanical Surface Detection)
- Electronics: DAE4 Sn871; Calibrated: 2019-06-27
- Phantom: SAM 8; Type: SAM; Serial: 1063
- DASY52 52.8.8(1222); SEMCAD X 14.6.10(7331)

Configuration/Body/Area Scan (5x13x1): Measurement grid: dx=15mm, dy=15mm
Maximum value of SAR (measured) = 0.353 W/kg

Configuration/Body/Zoom Scan (5x5x7)/Cube 0: Measurement grid: dx=8mm, dy=8mm, dz=5mm
Reference Value = 17.66 V/m; Power Drift = -0.01 dB
Peak SAR (extrapolated) = 0.413 W/kg
SAR(1 g) = 0.287 W/kg; SAR(10 g) = 0.200 W/kg
Maximum value of SAR (measured) = 0.351 W/kg

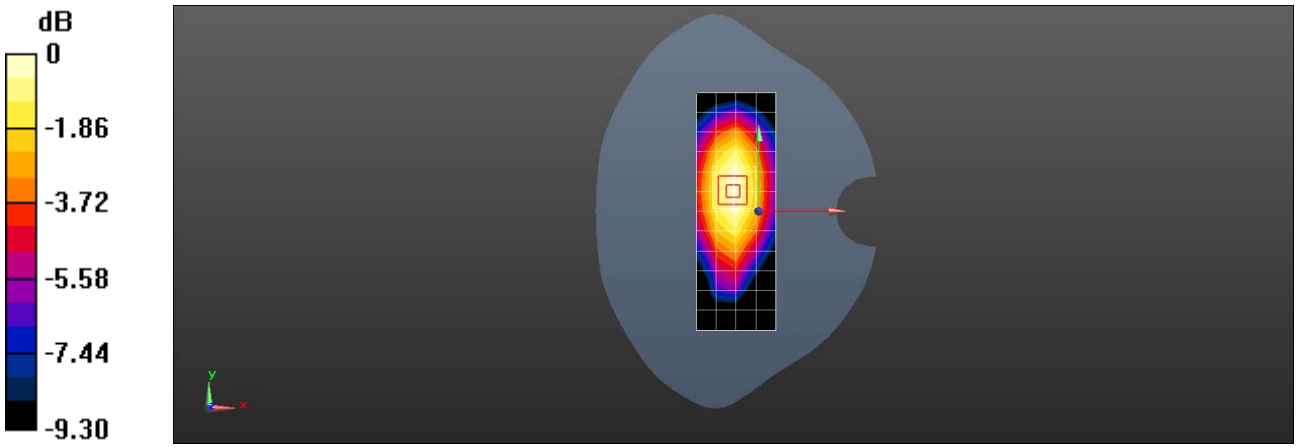

0 dB = 0.351 W/kg = -4.55 dBW/kg

Date: 2019-11-22

Test Laboratory: SGS-SAR Lab

5007G WCDMA Band IV 1412CH Right cheek with Battery 2

DUT: 5007G; Type: LTE/WCDMA/GSM mobile phone; Serial: R8DQVWJ7NVG6HQRK

Communication System: UID 0, WCDMA (0); Frequency: 1732.4 MHz;Duty Cycle: 1:1

Medium: HSL1750;Medium parameters used (interpolated): f = 1732.4 MHz; σ = 1.306 S/m; ε_r = 40.395; ρ = 1000 kg/m^3
Phantom section: Right Section

DASY 5 Configuration:

- Probe: EX3DV4 - SN3748; ConvF(7.6, 7.6, 7.6); Calibrated: 2019-06-19;
- Sensor-Surface: 1.4mm (Mechanical Surface Detection)
- Electronics: DAE4 Sn896; Calibrated: 2019-09-18
- Phantom: SAM 3; Type: SAM; Serial: 1912
- DASY52 52.8.8(1222); SEMCAD X 14.6.10(7331)

Configuration/Head/Area Scan (7x13x1): Measurement grid: dx=15mm, dy=15mm
Maximum value of SAR (measured) = 0.250 W/kg

Configuration/Head/Zoom Scan (5x5x7)/Cube 0: Measurement grid: dx=8mm, dy=8mm, dz=5mm
Reference Value = 5.048 V/m; Power Drift = -0.04 dB
Peak SAR (extrapolated) = 0.328 W/kg
SAR(1 g) = 0.214 W/kg; SAR(10 g) = 0.136 W/kg
Maximum value of SAR (measured) = 0.287 W/kg

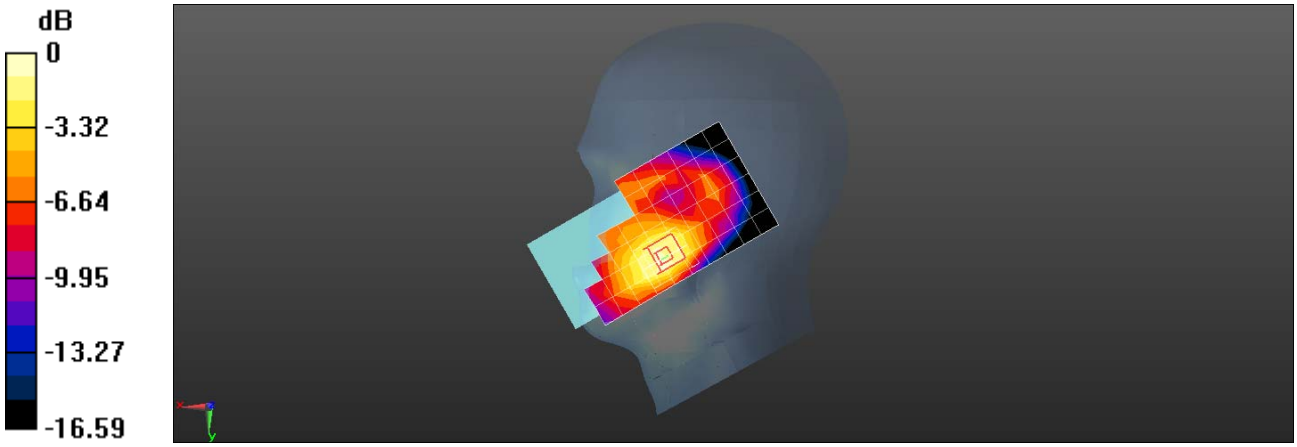

0 dB = 0.287 W/kg = -5.42 dBW/kg

Date: 2019-11-22

Test Laboratory: SGS-SAR Lab

5007G WCDMA Band IV 1412CH Back side 15mm

DUT: 5007G; Type: LTE/WCDMA/GSM mobile phone; Serial: Z5PZ9XKZW8ZTUCQ4

Communication System: UID 0, WCDMA (0); Frequency: 1732.4 MHz;Duty Cycle: 1:1

Medium: HSL1750;Medium parameters used (interpolated): f = 1732.4 MHz; σ = 1.306 S/m; ε_r = 40.395; ρ = 1000 kg/m^3
Phantom section: Flat Section

DASY 5 Configuration:

- Probe: EX3DV4 - SN3748; ConvF(7.6, 7.6, 7.6); Calibrated: 2019-06-19;
- Sensor-Surface: 1.4mm (Mechanical Surface Detection)
- Electronics: DAE4 Sn896; Calibrated: 2019-09-18
- Phantom: SAM 3; Type: SAM; Serial: 1912
- DASY52 52.8.8(1222); SEMCAD X 14.6.10(7331)

Configuration/Body/Area Scan (7x13x1): Measurement grid: dx=15mm, dy=15mm
Maximum value of SAR (measured) = 0.402 W/kg

Configuration/Body/Zoom Scan (5x5x7)/Cube 0: Measurement grid: dx=8mm, dy=8mm, dz=5mm
Reference Value = 8.648 V/m; Power Drift = 0.02 dB
Peak SAR (extrapolated) = 0.528 W/kg
SAR(1 g) = 0.299 W/kg; SAR(10 g) = 0.173 W/kg
Maximum value of SAR (measured) = 0.430 W/kg

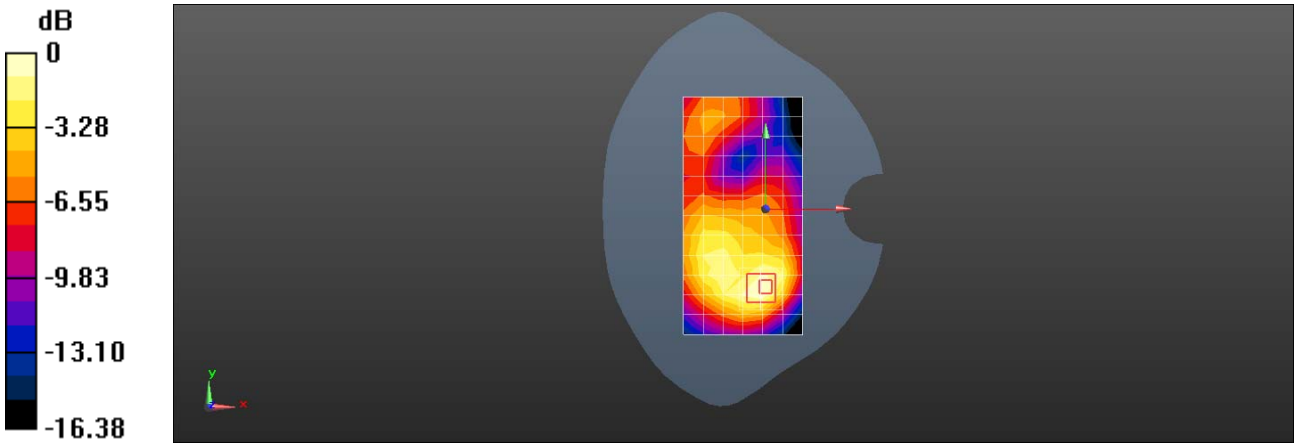

0 dB = 0.430 W/kg = -3.67 dBW/kg

Date: 2019-11-22

Test Laboratory: SGS-SAR Lab

5007G WCDMA Band IV 1312CH Bottom side 10mm

DUT: 5007G; Type: LTE/WCDMA/GSM mobile phone; Serial: Z5PZ9XKZW8ZTUCQ4

Communication System: UID 0, WCDMA (0); Frequency: 1712.4 MHz;Duty Cycle: 1:1

Medium: HSL1750;Medium parameters used (interpolated): f = 1712.4 MHz; σ = 1.287 S/m; ε_r = 40.471; ρ = 1000 kg/m^3
Phantom section: Flat Section

DASY 5 Configuration:

- Probe: EX3DV4 - SN3748; ConvF(7.6, 7.6, 7.6); Calibrated: 2019-06-19;
- Sensor-Surface: 1.4mm (Mechanical Surface Detection)
- Electronics: DAE4 Sn896; Calibrated: 2019-09-18
- Phantom: SAM 3; Type: SAM; Serial: 1912
- DASY52 52.8.8(1222); SEMCAD X 14.6.10(7331)

Configuration/Body/Area Scan (5x7x1): Measurement grid: dx=15mm, dy=15mm
Maximum value of SAR (measured) = 1.06 W/kg

Configuration/Body/Zoom Scan (5x5x7)/Cube 0: Measurement grid: dx=8mm, dy=8mm, dz=5mm
Reference Value = 24.61 V/m; Power Drift = 0.02 dB
Peak SAR (extrapolated) = 1.44 W/kg
SAR(1 g) = 0.783 W/kg; SAR(10 g) = 0.416 W/kg
Maximum value of SAR (measured) = 1.20 W/kg

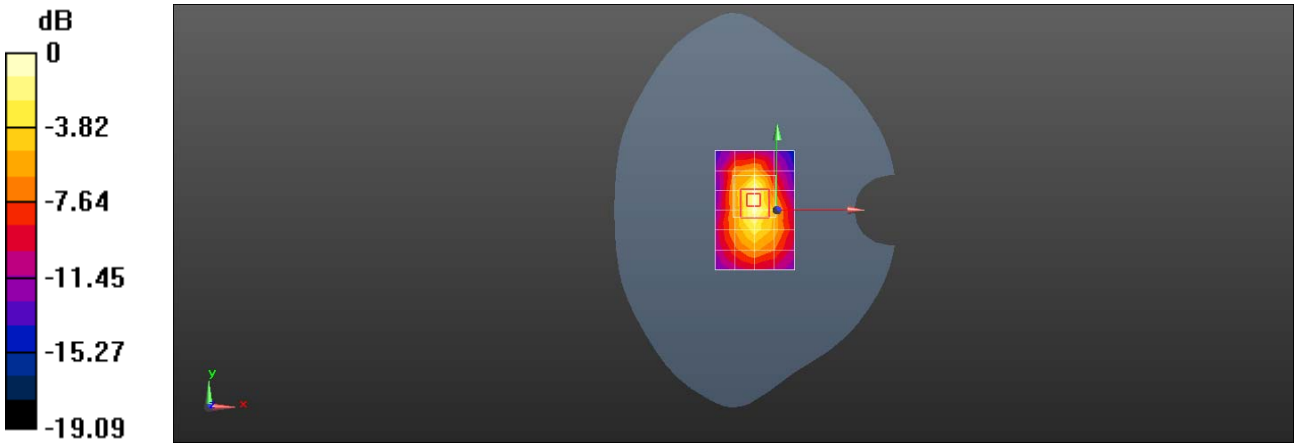

0 dB = 1.20 W/kg = 0.79 dBW/kg

Date: 2019-12-03

Test Laboratory: SGS-SAR Lab

5007G WCDMA Band II 9400CH Right cheek with Battery 2

DUT: 5007G; Type: LTE/WCDMA/GSM mobile phone; Serial: R8DQVWJ7NVG6HQRK

Communication System: UID 0, WCDMA (0); Frequency: 1880 MHz;Duty Cycle: 1:1

Medium: HSL1900;Medium parameters used: f = 1880 MHz; σ = 1.418 S/m; ε_r = 41.237; ρ = 1000 kg/m^3
Phantom section: Right Section

DASY 5 Configuration:

- Probe: EX3DV4 - SN3923; ConvF(8.64, 8.64, 8.64); Calibrated: 2019-10-22;
- Sensor-Surface: 1.4mm (Mechanical Surface Detection)
- Electronics: DAE4 Sn896; Calibrated: 2019-09-18
- Phantom: SAM 4; Type: SAM; Serial: 1640
- DASY52 52.8.8(1222); SEMCAD X 14.6.10(7331)

Configuration/Head/Area Scan (7x13x1): Measurement grid: dx=15mm, dy=15mm
Maximum value of SAR (measured) = 0.362 W/kg

Configuration/Head/Zoom Scan (5x5x7)/Cube 0: Measurement grid: dx=8mm, dy=8mm, dz=5mm
Reference Value = 7.797 V/m; Power Drift = 0.07 dB
Peak SAR (extrapolated) = 0.463 W/kg
SAR(1 g) = 0.293 W/kg; SAR(10 g) = 0.182 W/kg
Maximum value of SAR (measured) = 0.400 W/kg



0 dB = 0.400 W/kg = -3.98 dBW/kg

Date: 2019-12-03

Test Laboratory: SGS-SAR Lab

5007G WCDMA Band II 9400CH Back side 15mm

DUT: 5007G; Type: LTE/WCDMA/GSM mobile phone; Serial: IJQCKZ6H8565NZVG

Communication System: UID 0, WCDMA (0); Frequency: 1880 MHz;Duty Cycle: 1:1

Medium: HSL1900;Medium parameters used: f = 1880 MHz; σ = 1.418 S/m; ε_r = 41.237; ρ = 1000 kg/m^3
Phantom section: Flat Section

DASY 5 Configuration:

- Probe: EX3DV4 - SN3923; ConvF(8.64, 8.64, 8.64); Calibrated: 2019-10-22;
- Sensor-Surface: 1.4mm (Mechanical Surface Detection)
- Electronics: DAE4 Sn896; Calibrated: 2019-09-18
- Phantom: SAM 4; Type: SAM; Serial: 1640
- DASY52 52.8.8(1222); SEMCAD X 14.6.10(7331)

Configuration/Body/Area Scan (7x13x1): Measurement grid: dx=15mm, dy=15mm
Maximum value of SAR (measured) = 0.429 W/kg

Configuration/Body/Zoom Scan (5x5x7)/Cube 0: Measurement grid: dx=8mm, dy=8mm, dz=5mm
Reference Value = 8.325 V/m; Power Drift = 0.10 dB
Peak SAR (extrapolated) = 0.539 W/kg
SAR(1 g) = 0.310 W/kg; SAR(10 g) = 0.182 W/kg
Maximum value of SAR (measured) = 0.456 W/kg

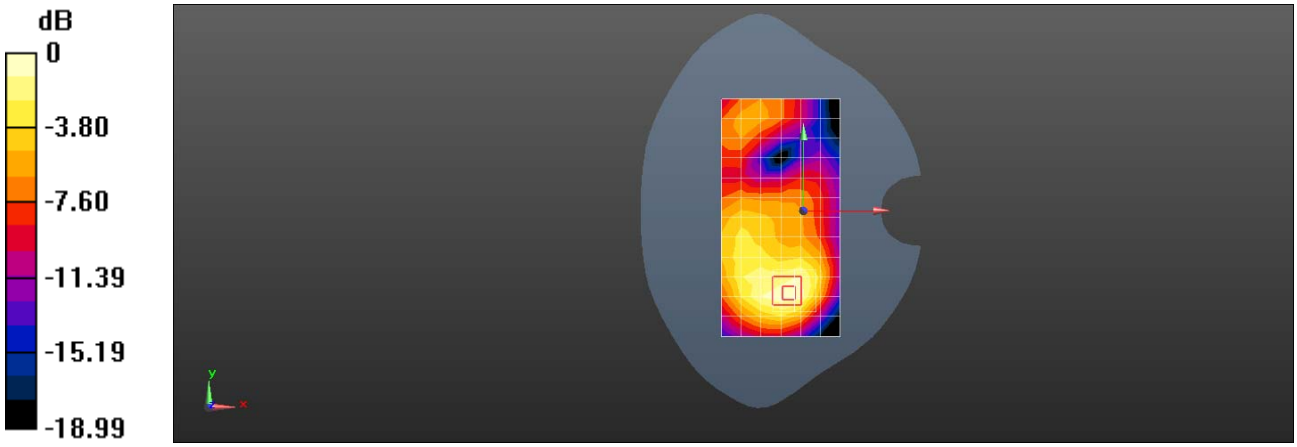

0 dB = 0.456 W/kg = -3.41 dBW/kg

Date: 2019-12-03

Test Laboratory: SGS-SAR Lab

5007G WCDMA Band II 9400CH Bottom side 10mm

DUT: 5007G; Type: LTE/WCDMA/GSM mobile phone; Serial: IJQCKZ6H8565NZVG

Communication System: UID 0, WCDMA (0); Frequency: 1880 MHz;Duty Cycle: 1:1

Medium: HSL1900;Medium parameters used: f = 1880 MHz; σ = 1.418 S/m; ε_r = 41.237; ρ = 1000 kg/m^3
Phantom section: Flat Section

DASY 5 Configuration:

- Probe: EX3DV4 - SN3923; ConvF(8.64, 8.64, 8.64); Calibrated: 2019-10-22;
- Sensor-Surface: 1.4mm (Mechanical Surface Detection)
- Electronics: DAE4 Sn896; Calibrated: 2019-09-18
- Phantom: SAM 4; Type: SAM; Serial: 1640
- DASY52 52.8.8(1222); SEMCAD X 14.6.10(7331)

Configuration/Body/Area Scan (5x7x1): Measurement grid: dx=15mm, dy=15mm
Maximum value of SAR (measured) = 0.730 W/kg

Configuration/Body/Zoom Scan (5x5x7)/Cube 0: Measurement grid: dx=8mm, dy=8mm, dz=5mm
Reference Value = 19.87 V/m; Power Drift = 0.03 dB
Peak SAR (extrapolated) = 1.02 W/kg
SAR(1 g) = 0.576 W/kg; SAR(10 g) = 0.314 W/kg
Maximum value of SAR (measured) = 0.866 W/kg

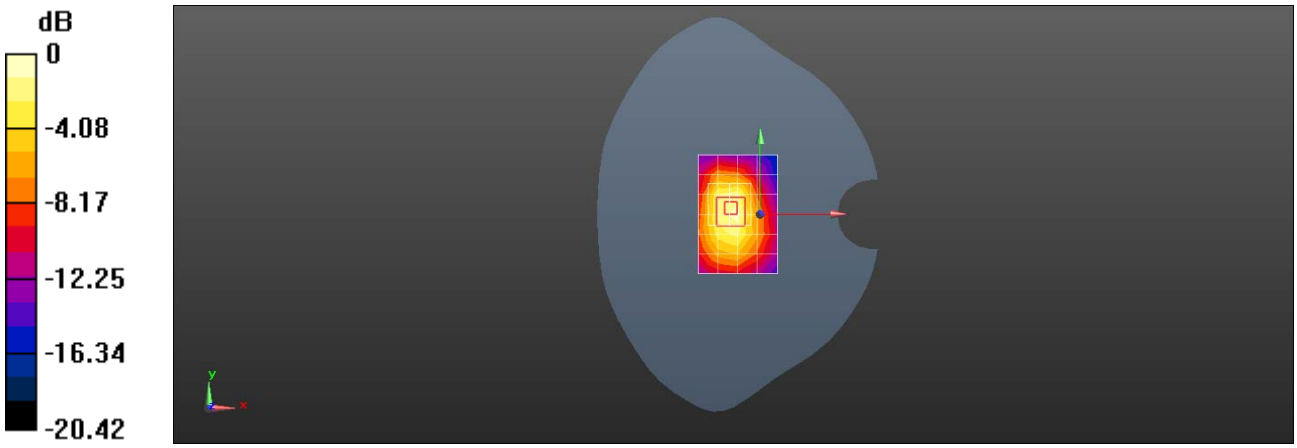

0 dB = 0.866 W/kg = -0.62 dBW/kg

Date: 2019-11-27

Test Laboratory: SGS-SAR Lab

5007G LTE Band 2 20M QPSK 1RB50 19100CH Right cheek

DUT: 5007G; Type: LTE/WCDMA/GSM mobile phone; Serial: IJQCKZ6H8565NZVG

Communication System: UID 0, LTE-FDD BW 20MHz (0); Frequency: 1900 MHz;Duty Cycle: 1:1

Medium: HSL1900;Medium parameters used: f = 1900 MHz; σ = 1.369 S/m; ε_r = 40.221; ρ = 1000 kg/m^3
Phantom section: Right Section

DASY 5 Configuration:

- Probe: EX3DV4 - SN3982; ConvF(8.48, 8.48, 8.48); Calibrated: 2019-09-11;
- Sensor-Surface: 1.4mm (Mechanical Surface Detection)
- Electronics: DAE4 Sn896; Calibrated: 2019-09-18
- Phantom: SAM 4; Type: SAM; Serial: 1640
- DASY52 52.8.8(1222); SEMCAD X 14.6.10(7331)

Configuration/Head/Area Scan (7x13x1): Measurement grid: dx=15mm, dy=15mm
Maximum value of SAR (measured) = 0.419 W/kg

Configuration/Head/Zoom Scan (5x5x7)/Cube 0: Measurement grid: dx=8mm, dy=8mm, dz=5mm
Reference Value = 8.132 V/m; Power Drift = -0.18 dB
Peak SAR (extrapolated) = 0.503 W/kg
SAR(1 g) = 0.312 W/kg; SAR(10 g) = 0.192 W/kg
Maximum value of SAR (measured) = 0.415 W/kg

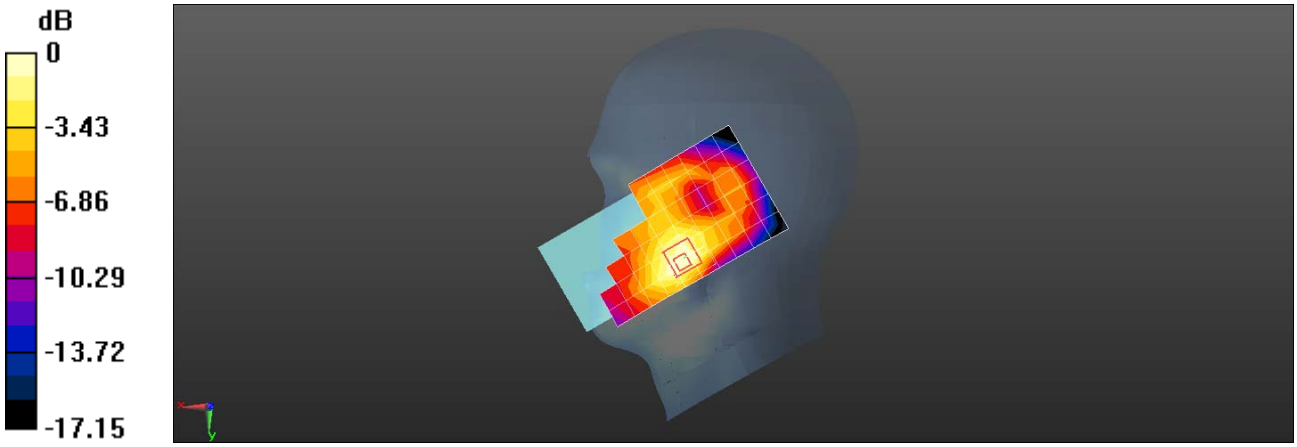

0 dB = 0.415 W/kg = -3.82 dBW/kg

Date: 2019-11-27

Test Laboratory: SGS-SAR Lab

5007G LTE Band 2 20M QPSK 1RB50 19100CH Back side 15mm

DUT: 5007G; Type: LTE/WCDMA/GSM mobile phone; Serial: IJQCKZ6H8565NZVG

Communication System: UID 0, LTE-FDD BW 20MHz (0); Frequency: 1900 MHz;Duty Cycle: 1:1

Medium: HSL1900;Medium parameters used: f = 1900 MHz; σ = 1.369 S/m; ε_r = 40.221; ρ = 1000 kg/m^3
Phantom section: Flat Section

DASY 5 Configuration:

- Probe: EX3DV4 - SN3982; ConvF(8.48, 8.48, 8.48); Calibrated: 2019-09-11;
- Sensor-Surface: 1.4mm (Mechanical Surface Detection)
- Electronics: DAE4 Sn896; Calibrated: 2019-09-18
- Phantom: SAM 4; Type: SAM; Serial: 1640
- DASY52 52.8.8(1222); SEMCAD X 14.6.10(7331)

Configuration/Body/Area Scan (7x13x1): Measurement grid: dx=15mm, dy=15mm
Maximum value of SAR (measured) = 0.451 W/kg

Configuration/Body/Zoom Scan (5x5x7)/Cube 0: Measurement grid: dx=8mm, dy=8mm, dz=5mm
Reference Value = 8.766 V/m; Power Drift = -0.03 dB
Peak SAR (extrapolated) = 0.538 W/kg
SAR(1 g) = 0.312 W/kg; SAR(10 g) = 0.184 W/kg
Maximum value of SAR (measured) = 0.445 W/kg

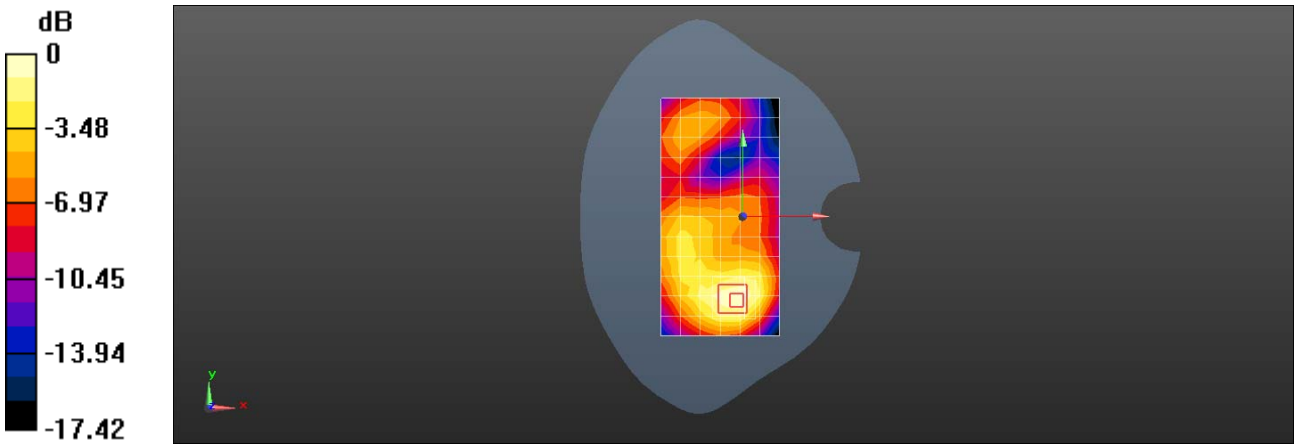

0 dB = 0.445 W/kg = -3.52 dBW/kg

Date: 2019-11-27

Test Laboratory: SGS-SAR Lab

5007G LTE Band 2 20M QPSK 1RB50 18700CH Bottom side 10mm

DUT: 5007G; Type: LTE/WCDMA/GSM mobile phone; Serial: IJQCKZ6H8565NZVG

Communication System: UID 0, LTE-FDD BW 20MHz (0); Frequency: 1860 MHz;Duty Cycle: 1:1

Medium: HSL1900;Medium parameters used: f = 1860 MHz; σ = 1.34 S/m; ε_r = 40.337; ρ = 1000 kg/m^3
Phantom section: Flat Section

DASY 5 Configuration:

- Probe: EX3DV4 - SN3982; ConvF(8.48, 8.48, 8.48); Calibrated: 2019-09-11;
- Sensor-Surface: 1.4mm (Mechanical Surface Detection)
- Electronics: DAE4 Sn896; Calibrated: 2019-09-18
- Phantom: SAM 4; Type: SAM; Serial: 1640
- DASY52 52.8.8(1222); SEMCAD X 14.6.10(7331)

Configuration/Body/Area Scan (5x7x1): Measurement grid: dx=15mm, dy=15mm
Maximum value of SAR (measured) = 0.851 W/kg

Configuration/Body/Zoom Scan (5x5x7)/Cube 0: Measurement grid: dx=8mm, dy=8mm, dz=5mm
Reference Value = 21.82 V/m; Power Drift = 0.02 dB
Peak SAR (extrapolated) = 1.25 W/kg
SAR(1 g) = 0.696 W/kg; SAR(10 g) = 0.382 W/kg
Maximum value of SAR (measured) = 1.06 W/kg

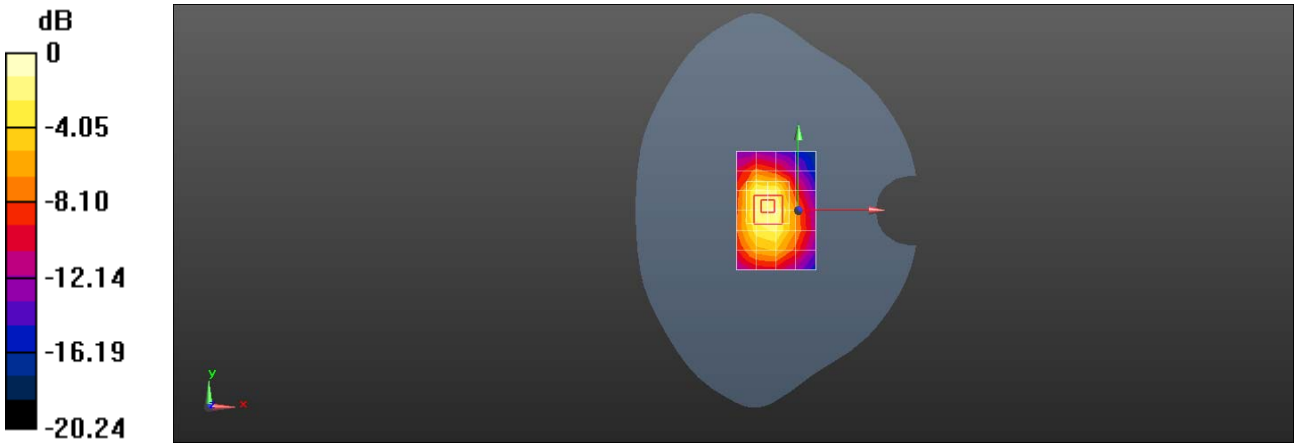

0 dB = 1.06 W/kg = 0.25 dBW/kg

Date: 2019-11-29

Test Laboratory: SGS-SAR Lab

5007G LTE Band 5 10M QPSK 1RB0 20525CH Right cheek

DUT: 5007G; Type: LTE/WCDMA/GSM mobile phone; Serial: IJQCKZ6H8565NZVG

Communication System: UID 0, LTE Band 5 10MHz; Frequency: 836.5 MHz;Duty Cycle: 1:1

Medium: HSL835;Medium parameters used (interpolated): f = 836.5 MHz; σ = 0.94 S/m; ε_r = 41.748; ρ = 1000 kg/m^3
Phantom section: Right Section

DASY 5 Configuration:

- Probe: EX3DV4 - SN3793; ConvF(9.04, 9.04, 9.04); Calibrated: 2019-03-25;
- Sensor-Surface: 1.4mm (Mechanical Surface Detection)
- Electronics: DAE4 Sn871; Calibrated: 2019-06-27
- Phantom: SAM 8; Type: SAM; Serial: 1063
- DASY52 52.8.8(1222); SEMCAD X 14.6.10(7331)

Configuration/Head/Area Scan (7x13x1): Measurement grid: dx=15mm, dy=15mm
Maximum value of SAR (measured) = 1.25 W/kg

Configuration/Head/Zoom Scan (5x5x7)/Cube 0: Measurement grid: dx=8mm, dy=8mm, dz=5mm
Reference Value = 31.16 V/m; Power Drift = -0.07 dB
Peak SAR (extrapolated) = 1.73 W/kg
SAR(1 g) = 0.862 W/kg; SAR(10 g) = 0.483 W/kg
Maximum value of SAR (measured) = 1.30 W/kg

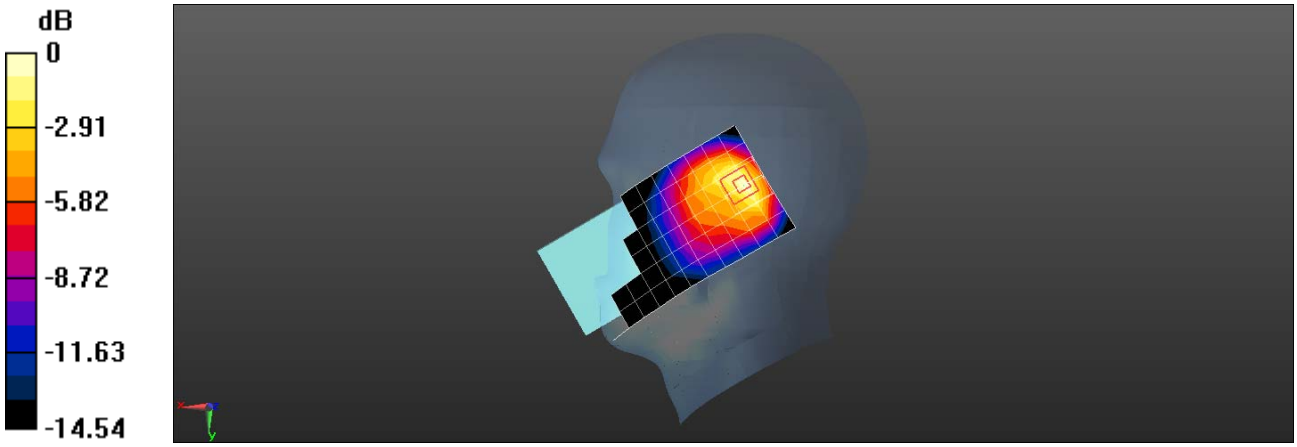

0 dB = 1.30 W/kg = 1.14 dBW/kg

Date: 2019-11-29

Test Laboratory: SGS-SAR Lab

5007G LTE Band 5 10M QPSK 1RB25 20525CH Front side 15mm

DUT: 5007G; Type: LTE/WCDMA/GSM mobile phone; Serial: IJQCKZ6H8565NZVG

Communication System: UID 0, LTE Band 5 10MHz; Frequency: 836.5 MHz;Duty Cycle: 1:1

Medium: HSL835;Medium parameters used (interpolated): f = 836.5 MHz; σ = 0.94 S/m; ε_r = 41.748; ρ = 1000 kg/m^3
Phantom section: Flat Section

DASY 5 Configuration:

- Probe: EX3DV4 - SN3793; ConvF(9.04, 9.04, 9.04); Calibrated: 2019-03-25;
- Sensor-Surface: 1.4mm (Mechanical Surface Detection)
- Electronics: DAE4 Sn871; Calibrated: 2019-06-27
- Phantom: SAM 8; Type: SAM; Serial: 1063
- DASY52 52.8.8(1222); SEMCAD X 14.6.10(7331)

Configuration/Body/Area Scan (7x13x1): Measurement grid: dx=15mm, dy=15mm
Maximum value of SAR (measured) = 0.218 W/kg

Configuration/Body/Zoom Scan (5x5x7)/Cube 0: Measurement grid: dx=8mm, dy=8mm, dz=5mm
Reference Value = 14.69 V/m; Power Drift = -0.14 dB
Peak SAR (extrapolated) = 0.246 W/kg
SAR(1 g) = 0.193 W/kg; SAR(10 g) = 0.149 W/kg
Maximum value of SAR (measured) = 0.222 W/kg

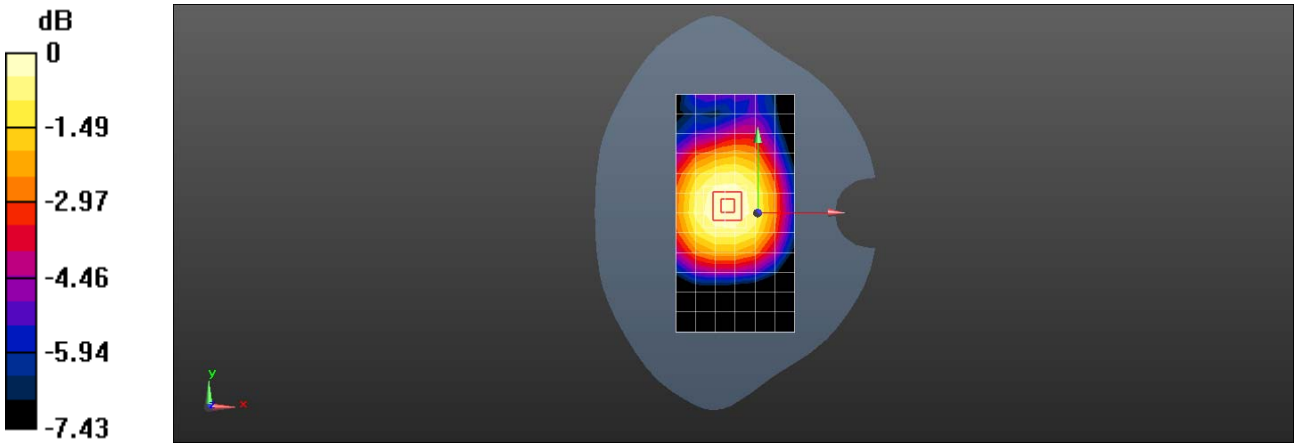

0 dB = 0.222 W/kg = -6.54 dBW/kg

Date: 2019-11-29

Test Laboratory: SGS-SAR Lab

5007G LTE Band 5 10M QPSK 1RB25 20525CH Right side 10mm

DUT: 5007G; Type: LTE/WCDMA/GSM mobile phone; Serial: IJQCKZ6H8565NZVG

Communication System: UID 0, LTE Band 5 10MHz; Frequency: 836.5 MHz;Duty Cycle: 1:1

Medium: HSL835;Medium parameters used (interpolated): f = 836.5 MHz; σ = 0.94 S/m; ε_r = 41.748; ρ = 1000 kg/m^3
Phantom section: Flat Section

DASY 5 Configuration:

- Probe: EX3DV4 - SN3793; ConvF(9.04, 9.04, 9.04); Calibrated: 2019-03-25;
- Sensor-Surface: 1.4mm (Mechanical Surface Detection)
- Electronics: DAE4 Sn871; Calibrated: 2019-06-27
- Phantom: SAM 8; Type: SAM; Serial: 1063
- DASY52 52.8.8(1222); SEMCAD X 14.6.10(7331)

Configuration/Body/Area Scan (5x13x1): Measurement grid: dx=15mm, dy=15mm
Maximum value of SAR (measured) = 0.286 W/kg

Configuration/Body/Zoom Scan (5x5x7)/Cube 0: Measurement grid: dx=8mm, dy=8mm, dz=5mm
Reference Value = 13.35 V/m; Power Drift = 0.00 dB
Peak SAR (extrapolated) = 0.334 W/kg
SAR(1 g) = 0.234 W/kg; SAR(10 g) = 0.164 W/kg
Maximum value of SAR (measured) = 0.288 W/kg

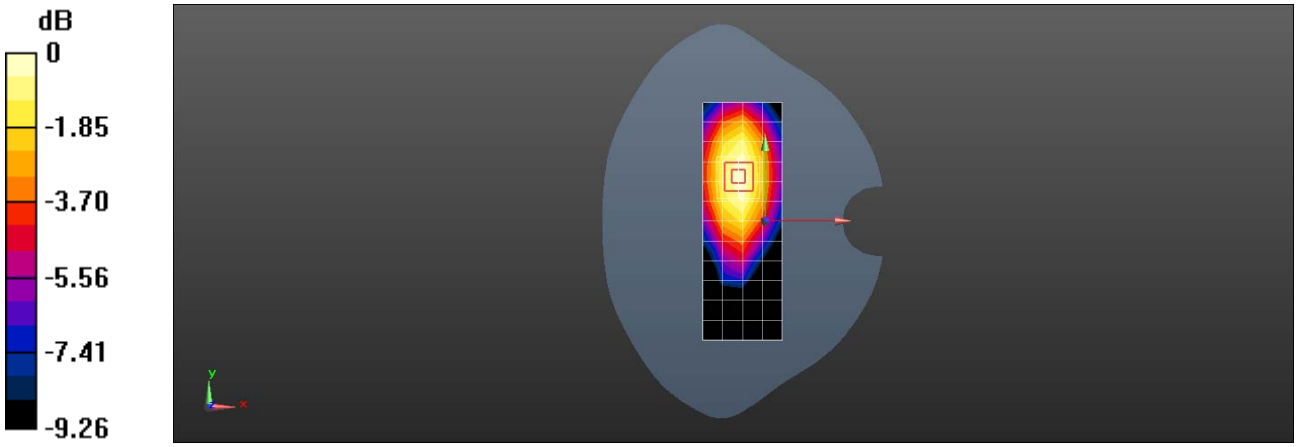

0 dB = 0.288 W/kg = -5.41 dBW/kg

Date: 2019-12-03

Test Laboratory: SGS-SAR Lab

5007G LTE Band 7 20M QPSK 1RB50 21100CH Right cheek

DUT: 5007G; Type: LTE/WCDMA/GSM mobile phone; Serial: IJQCKZ6H8565NZVG

Communication System: UID 0, LTE Band 7 20MHz 1RB; Frequency: 2535 MHz;Duty Cycle: 1:1

Medium: HSL2600;Medium parameters used: f = 2535 MHz; σ = 1.859 S/m; ε_r = 40.423; ρ = 1000 kg/m^3
Phantom section: Right Section

DASY 5 Configuration:

- Probe: EX3DV4 - SN3923; ConvF(7.87, 7.87, 7.87); Calibrated: 2019-10-22;
- Sensor-Surface: 1.4mm (Mechanical Surface Detection)
- Electronics: DAE4 Sn871; Calibrated: 2019-06-27
- Phantom: SAM 7; Type: SAM; Serial: 1027
- DASY52 52.8.8(1222); SEMCAD X 14.6.10(7331)

Configuration/Head/Area Scan (9x16x1): Measurement grid: dx=12mm, dy=12mm
Maximum value of SAR (measured) = 0.306 W/kg

Configuration/Head/Zoom Scan (7x7x7)/Cube 0: Measurement grid: dx=5mm, dy=5mm, dz=5mm
Reference Value = 2.189 V/m; Power Drift = -0.07 dB
Peak SAR (extrapolated) = 0.419 W/kg
SAR(1 g) = 0.225 W/kg; SAR(10 g) = 0.117 W/kg
Maximum value of SAR (measured) = 0.309 W/kg

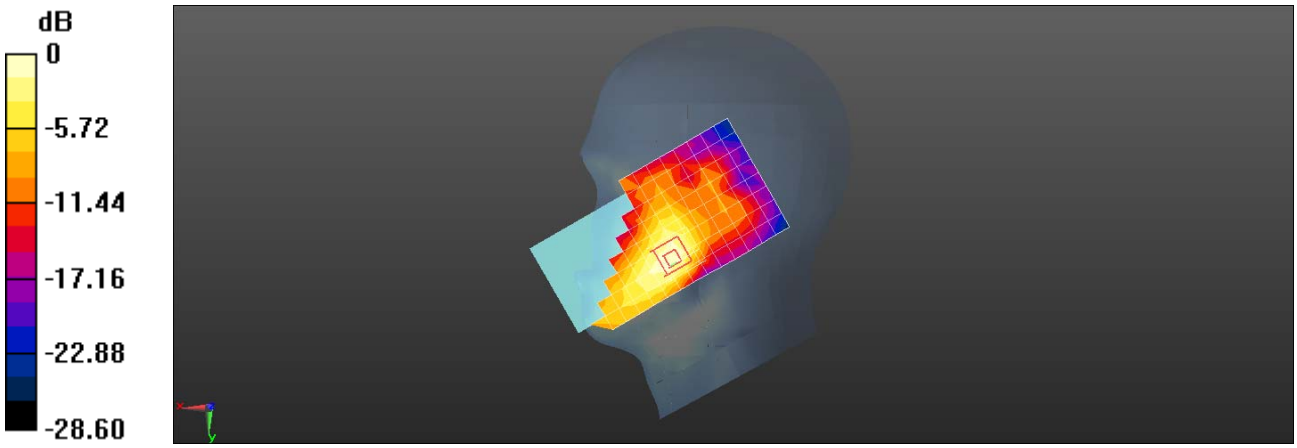

0 dB = 0.309 W/kg = -5.10 dBW/kg

Date: 2019-12-03

Test Laboratory: SGS-SAR Lab

5007G LTE Band 7 20M QPSK 1RB50 21100CH Back side 15mm

DUT: 5007G; Type: LTE/WCDMA/GSM mobile phone; Serial: IJQCKZ6H8565NZVG

Communication System: UID 0, LTE Band 7 20MHz 1RB; Frequency: 2535 MHz;Duty Cycle: 1:1

Medium: HSL2600;Medium parameters used: f = 2535 MHz; σ = 1.859 S/m; ε_r = 40.423; ρ = 1000 kg/m^3
Phantom section: Flat Section

DASY 5 Configuration:

- Probe: EX3DV4 - SN3923; ConvF(7.87, 7.87, 7.87); Calibrated: 2019-10-22;
- Sensor-Surface: 1.4mm (Mechanical Surface Detection)
- Electronics: DAE4 Sn871; Calibrated: 2019-06-27
- Phantom: SAM 7; Type: SAM; Serial: 1027
- DASY52 52.8.8(1222); SEMCAD X 14.6.10(7331)

Configuration/Body/Area Scan (9x16x1): Measurement grid: dx=12mm, dy=12mm
Maximum value of SAR (measured) = 0.673 W/kg

Configuration/Body/Zoom Scan (7x7x7)/Cube 0: Measurement grid: dx=5mm, dy=5mm, dz=5mm
Reference Value = 4.745 V/m; Power Drift = 0.03 dB
Peak SAR (extrapolated) = 0.971 W/kg
SAR(1 g) = 0.513 W/kg; SAR(10 g) = 0.259 W/kg
Maximum value of SAR (measured) = 0.743 W/kg

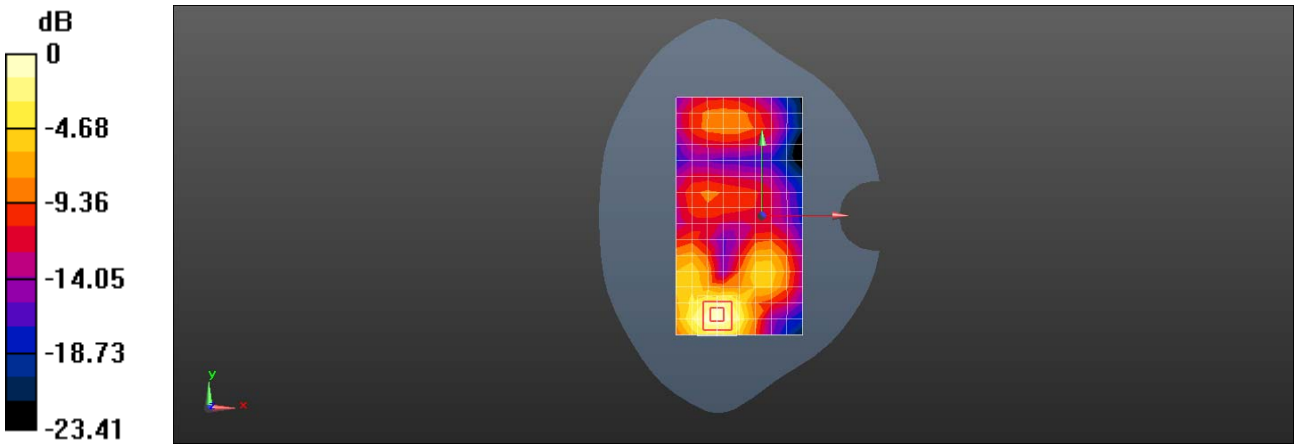

0 dB = 0.743 W/kg = -1.29 dBW/kg

Date: 2019-12-03

Test Laboratory: SGS-SAR Lab

5007G LTE Band 7 20M QPSK 1RB50 20850CH Bottom side 10mm

DUT: 5007G; Type: LTE/WCDMA/GSM mobile phone; Serial: Z5PZ9XKZW8ZTUCQ4

Communication System: UID 0, LTE Band 7 20MHz 1RB; Frequency: 2510 MHz;Duty Cycle: 1:1

Medium: HSL2600;Medium parameters used: f = 2510 MHz; σ = 1.83 S/m; ε_r = 40.515; ρ = 1000 kg/m^3
Phantom section: Flat Section

DASY 5 Configuration:

- Probe: EX3DV4 - SN3923; ConvF(7.87, 7.87, 7.87); Calibrated: 2019-10-22;
- Sensor-Surface: 1.4mm (Mechanical Surface Detection)
- Electronics: DAE4 Sn871; Calibrated: 2019-06-27
- Phantom: SAM 7; Type: SAM; Serial: 1027
- DASY52 52.8.8(1222); SEMCAD X 14.6.10(7331)

Configuration/Body/Area Scan (6x9x1): Measurement grid: dx=12mm, dy=12mm
Maximum value of SAR (measured) = 1.37 W/kg

Configuration/Body/Zoom Scan (7x7x7)/Cube 0: Measurement grid: dx=5mm, dy=5mm, dz=5mm
Reference Value = 19.10 V/m; Power Drift = 0.07 dB
Peak SAR (extrapolated) = 2.38 W/kg
SAR(1 g) = 1.13 W/kg; SAR(10 g) = 0.505 W/kg
Maximum value of SAR (measured) = 1.72 W/kg

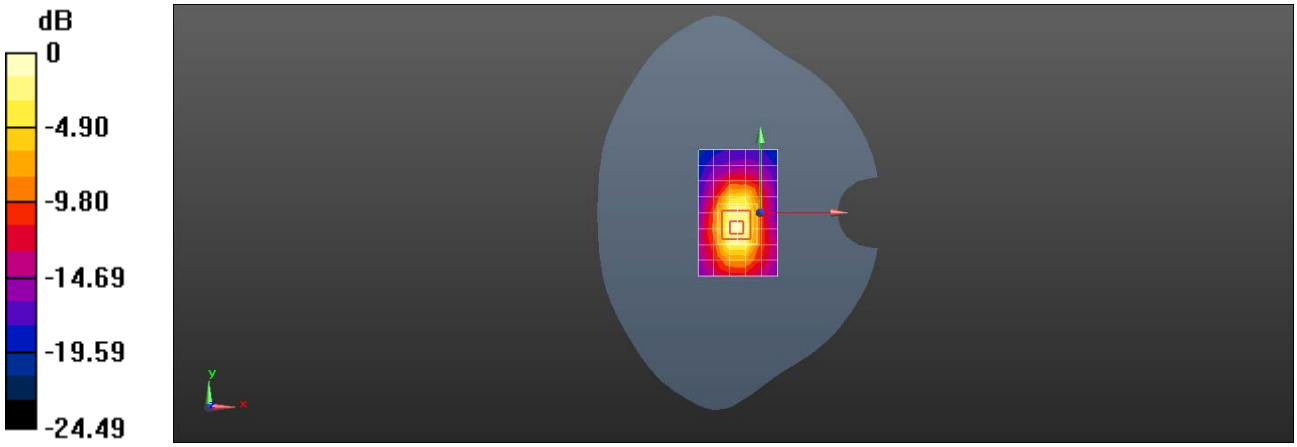

0 dB = 1.72 W/kg = 2.36 dBW/kg

Date: 2019-12-03

Test Laboratory: SGS-SAR Lab

5007G LTE Band 7 20M QPSK 1RB50 20850CH Bottom side 0mm

DUT: 5007G; Type: LTE/WCDMA/GSM mobile phone; Serial: Z5PZ9XKZW8ZTUCQ4

Communication System: UID 0, LTE Band 7 20MHz 1RB; Frequency: 2510 MHz;Duty Cycle: 1:1

Medium: HSL2600;Medium parameters used: f = 2510 MHz; σ = 1.83 S/m; ε_r = 40.515; ρ = 1000 kg/m^3
Phantom section: Flat Section

DASY 5 Configuration:

- Probe: EX3DV4 - SN3923; ConvF(7.87, 7.87, 7.87); Calibrated: 2019-10-22;
- Sensor-Surface: 1.4mm (Mechanical Surface Detection)
- Electronics: DAE4 Sn871; Calibrated: 2019-06-27
- Phantom: SAM 7; Type: SAM; Serial: 1027
- DASY52 52.8.8(1222); SEMCAD X 14.6.10(7331)

Configuration/Body/Area Scan (6x9x1): Measurement grid: dx=12mm, dy=12mm
Maximum value of SAR (measured) = 8.54 W/kg

Configuration/Body/Zoom Scan (7x7x7)/Cube 0: Measurement grid: dx=5mm, dy=5mm, dz=5mm
Reference Value = 44.27 V/m; Power Drift = 0.06 dB
Peak SAR (extrapolated) = 22.9 W/kg
SAR(1 g) = 7.7 W/kg; SAR(10 g) = 2.55 W/kg
Maximum value of SAR (measured) = 14.8 W/kg

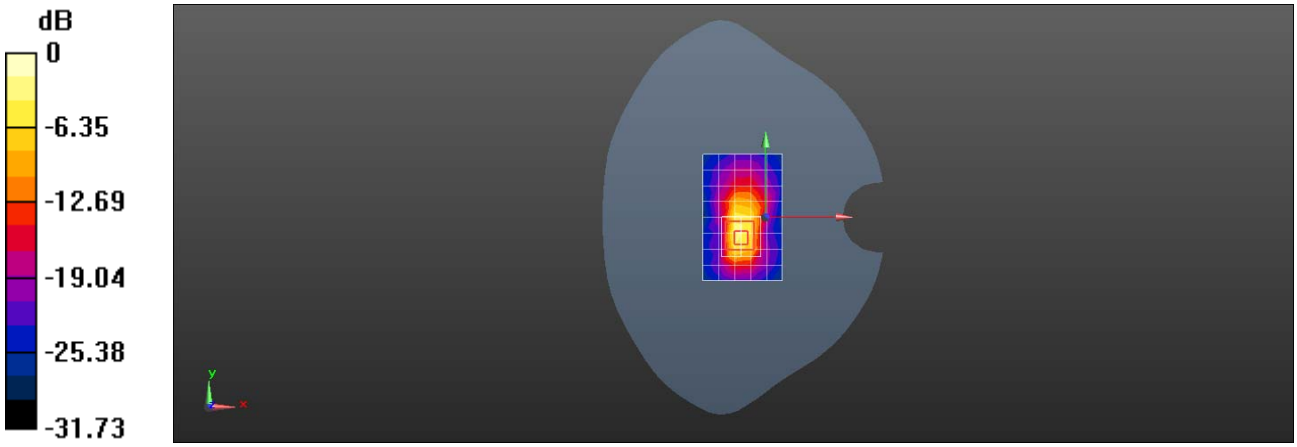

0 dB = 14.8 W/kg = 11.70 dBW/kg

Date: 2019-11-23

Test Laboratory: SGS-SAR Lab

5007G LTE Band 13 10M QPSK 1RB25 23230CH Right cheek

DUT: 5007G; Type: LTE/WCDMA/GSM mobile phone; Serial: IJQCKZ6H8565NZVG

Communication System: UID 0, LTE Band 13 10MHz; Frequency: 782 MHz;Duty Cycle: 1:1

Medium: HSL750;Medium parameters used: f = 782 MHz; σ = 0.904 S/m; ε_r = 42.205; ρ = 1000 kg/m^3
Phantom section: Right Section

DASY 5 Configuration:

- Probe: EX3DV4 - SN3923; ConvF(10.62, 10.62, 10.62); Calibrated: 2019-10-22;
- Sensor-Surface: 1.4mm (Mechanical Surface Detection)
- Electronics: DAE4 Sn871; Calibrated: 2019-06-27
- Phantom: SAM 8; Type: SAM; Serial: 1063
- DASY52 52.8.8(1222); SEMCAD X 14.6.10(7331)

Configuration/Head/Area Scan (7x13x1): Measurement grid: dx=15mm, dy=15mm
Maximum value of SAR (measured) = 1.05 W/kg

Configuration/Head/Zoom Scan (5x5x7)/Cube 0: Measurement grid: dx=8mm, dy=8mm, dz=5mm
Reference Value = 23.34 V/m; Power Drift = -0.00 dB
Peak SAR (extrapolated) = 1.47 W/kg
SAR(1 g) = 0.699 W/kg; SAR(10 g) = 0.373 W/kg
Maximum value of SAR (measured) = 1.07 W/kg

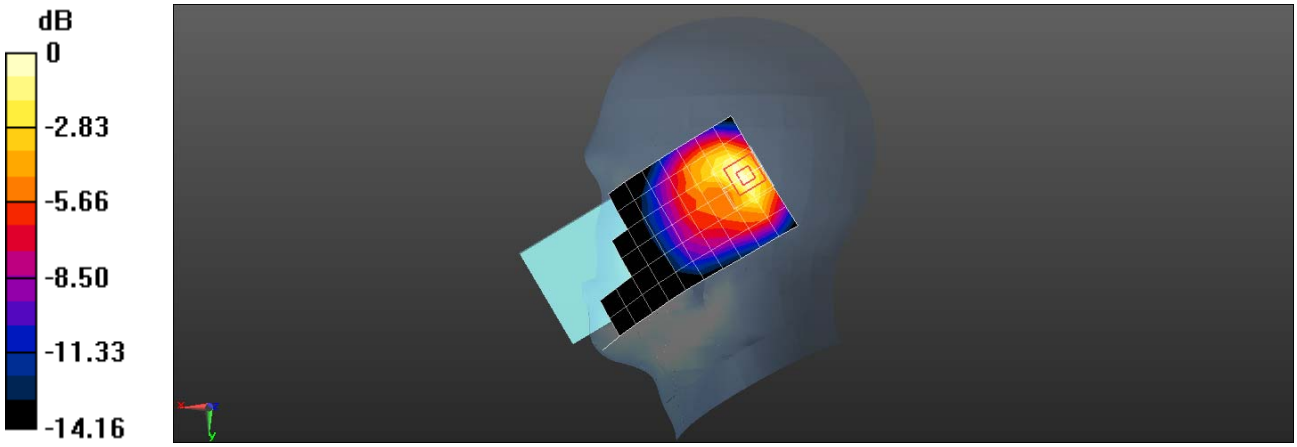

0 dB = 1.07 W/kg = 0.29 dBW/kg

Date: 2019-11-23

Test Laboratory: SGS-SAR Lab

5007G LTE Band 13 10M QPSK 1RB25 23230CH Back side 15mm with Battery 2

DUT: 5007G; Type: LTE/WCDMA/GSM mobile phone; Serial: R8DQVWJ7NVG6HQRK

Communication System: UID 0, LTE Band 13 10MHz; Frequency: 782 MHz;Duty Cycle: 1:1

Medium: HSL750;Medium parameters used: f = 782 MHz; σ = 0.904 S/m; ε_r = 42.205; ρ = 1000 kg/m^3
Phantom section: Flat Section

DASY 5 Configuration:

- Probe: EX3DV4 - SN3923; ConvF(10.62, 10.62, 10.62); Calibrated: 2019-10-22;
- Sensor-Surface: 1.4mm (Mechanical Surface Detection)
- Electronics: DAE4 Sn871; Calibrated: 2019-06-27
- Phantom: SAM 8; Type: SAM; Serial: 1063
- DASY52 52.8.8(1222); SEMCAD X 14.6.10(7331)

Configuration/Body/Area Scan (7x13x1): Measurement grid: dx=15mm, dy=15mm
Maximum value of SAR (measured) = 0.213 W/kg

Configuration/Body/Zoom Scan (5x5x7)/Cube 0: Measurement grid: dx=8mm, dy=8mm, dz=5mm
Reference Value = 14.10 V/m; Power Drift = 0.13 dB
Peak SAR (extrapolated) = 0.241 W/kg
SAR(1 g) = 0.191 W/kg; SAR(10 g) = 0.148 W/kg
Maximum value of SAR (measured) = 0.219 W/kg

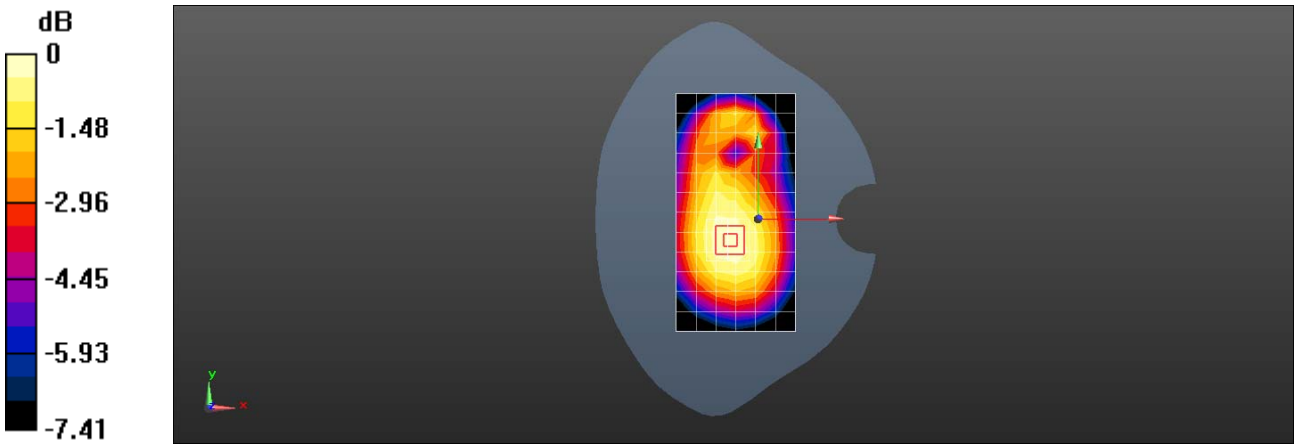

0 dB = 0.219 W/kg = -6.60 dBW/kg

Date: 2019-11-23

Test Laboratory: SGS-SAR Lab

5007G LTE Band 13 10M QPSK 1RB25 23230CH Back side 10mm with Battery 2

DUT: 5007G; Type: LTE/WCDMA/GSM mobile phone; Serial: R8DQVWJ7NVG6HQRK

Communication System: UID 0, LTE Band 13 10MHz; Frequency: 782 MHz;Duty Cycle: 1:1

Medium: HSL750;Medium parameters used: f = 782 MHz; σ = 0.904 S/m; ε_r = 42.205; ρ = 1000 kg/m^3
Phantom section: Flat Section

DASY 5 Configuration:

- Probe: EX3DV4 - SN3923; ConvF(10.62, 10.62, 10.62); Calibrated: 2019-10-22;
- Sensor-Surface: 1.4mm (Mechanical Surface Detection)
- Electronics: DAE4 Sn871; Calibrated: 2019-06-27
- Phantom: SAM 8; Type: SAM; Serial: 1063
- DASY52 52.8.8(1222); SEMCAD X 14.6.10(7331)

Configuration/Body/Area Scan (7x13x1): Measurement grid: dx=15mm, dy=15mm
Maximum value of SAR (measured) = 0.426 W/kg

Configuration/Body/Zoom Scan (5x5x7)/Cube 0: Measurement grid: dx=8mm, dy=8mm, dz=5mm
Reference Value = 14.26 V/m; Power Drift = 0.04 dB
Peak SAR (extrapolated) = 0.602 W/kg
SAR(1 g) = 0.329 W/kg; SAR(10 g) = 0.185 W/kg
Maximum value of SAR (measured) = 0.450 W/kg

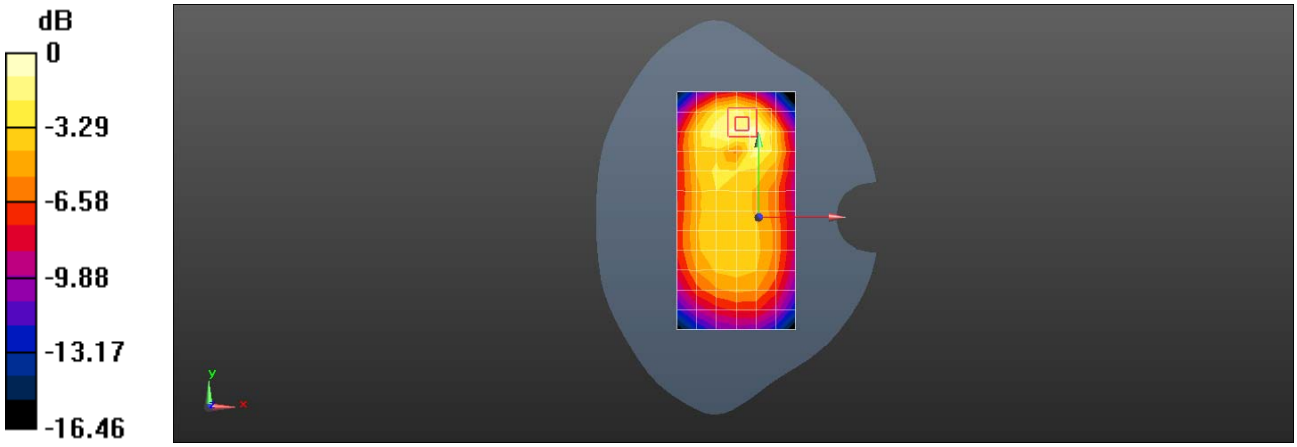

0 dB = 0.450 W/kg = -3.47 dBW/kg

Date: 2019-11-23

Test Laboratory: SGS-SAR Lab

5007G LTE Band 17 10M QPSK 1RB0 23790CH Left cheek

DUT: 5007G; Type: LTE/WCDMA/GSM mobile phone; Serial: IJQCKZ6H8565NZVG

Communication System: UID 0, LTE Band 17 10MHz; Frequency: 710 MHz;Duty Cycle: 1:1

Medium: HSL750;Medium parameters used: f = 710 MHz; σ = 0.859 S/m; ε_r = 42.894; ρ = 1000 kg/m^3
Phantom section: Left Section

DASY 5 Configuration:

- Probe: EX3DV4 - SN3923; ConvF(10.62, 10.62, 10.62); Calibrated: 2019-10-22;
- Sensor-Surface: 1.4mm (Mechanical Surface Detection)
- Electronics: DAE4 Sn871; Calibrated: 2019-06-27
- Phantom: SAM 8; Type: SAM; Serial: 1063
- DASY52 52.8.8(1222); SEMCAD X 14.6.10(7331)

Configuration/Head/Area Scan (7x13x1): Measurement grid: dx=15mm, dy=15mm
Maximum value of SAR (measured) = 1.09 W/kg

Configuration/Head/Zoom Scan (5x5x7)/Cube 0: Measurement grid: dx=8mm, dy=8mm, dz=5mm
Reference Value = 26.77 V/m; Power Drift = -0.05 dB
Peak SAR (extrapolated) = 1.90 W/kg
SAR(1 g) = 0.810 W/kg; SAR(10 g) = 0.461 W/kg
Maximum value of SAR (measured) = 1.28 W/kg

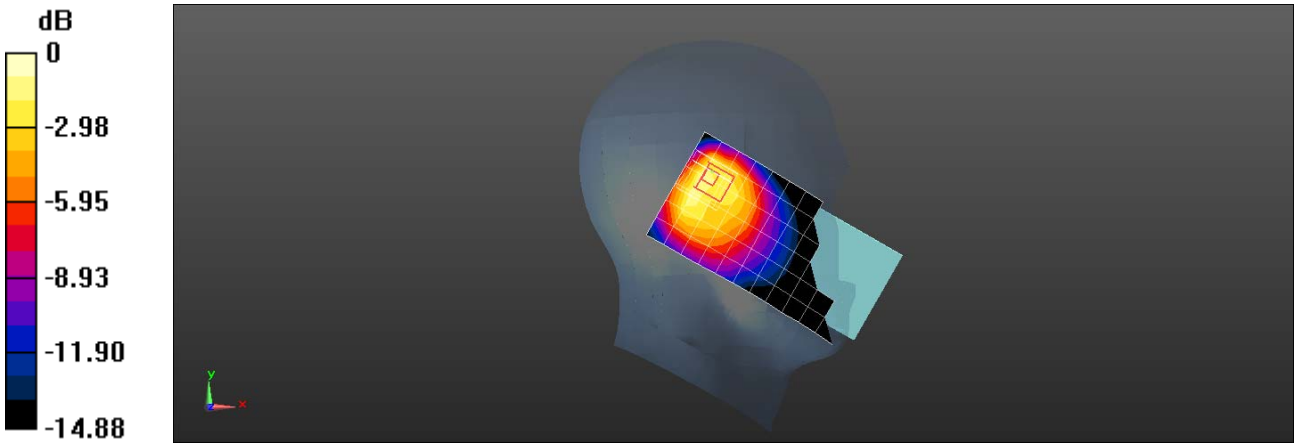

0 dB = 1.28 W/kg = 1.07 dBW/kg

Date: 2019-11-23

Test Laboratory: SGS-SAR Lab

5007G LTE Band 17 10M QPSK 1RB25 23780CH Back side 15mm with Battery 2

DUT: 5007G; Type: LTE/WCDMA/GSM mobile phone; Serial: R8DQVWJ7NVG6HQRK

Communication System: UID 0, LTE Band 17 10MHz; Frequency: 709 MHz;Duty Cycle: 1:1

Medium: HSL750;Medium parameters used: f = 709 MHz; σ = 0.858 S/m; ε_r = 42.904; ρ = 1000 kg/m^3
Phantom section: Flat Section

DASY 5 Configuration:

- Probe: EX3DV4 - SN3923; ConvF(10.62, 10.62, 10.62); Calibrated: 2019-10-22;
- Sensor-Surface: 1.4mm (Mechanical Surface Detection)
- Electronics: DAE4 Sn871; Calibrated: 2019-06-27
- Phantom: SAM 8; Type: SAM; Serial: 1063
- DASY52 52.8.8(1222); SEMCAD X 14.6.10(7331)

Configuration/Body/Area Scan (7x13x1): Measurement grid: dx=15mm, dy=15mm
Maximum value of SAR (measured) = 0.357 W/kg

Configuration/Body/Zoom Scan (5x5x7)/Cube 0: Measurement grid: dx=8mm, dy=8mm, dz=5mm
Reference Value = 19.61 V/m; Power Drift = -0.03 dB
Peak SAR (extrapolated) = 0.389 W/kg
SAR(1 g) = 0.316 W/kg; SAR(10 g) = 0.249 W/kg
Maximum value of SAR (measured) = 0.358 W/kg

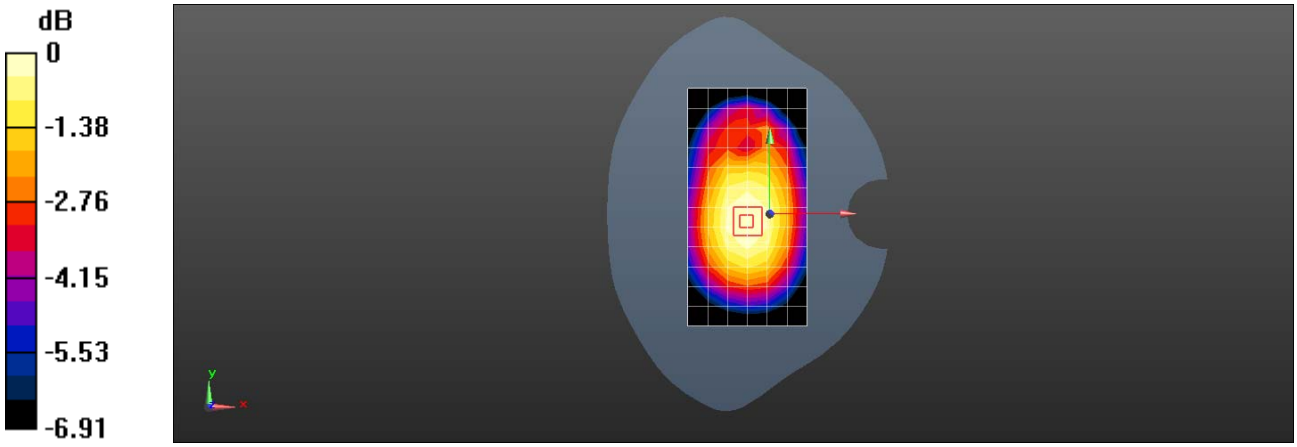

0 dB = 0.358 W/kg = -4.46 dBW/kg

Date: 2019-11-23

Test Laboratory: SGS-SAR Lab

5007G LTE Band 17 10M QPSK 1RB25 23780CH Right side 10mm with Battery 2

DUT: 5007G; Type: LTE/WCDMA/GSM mobile phone; Serial: R8DQVWJ7NVG6HQRK

Communication System: UID 0, LTE Band 17 10MHz; Frequency: 709 MHz;Duty Cycle: 1:1

Medium: HSL750;Medium parameters used: f = 709 MHz; σ = 0.858 S/m; ε_r = 42.904; ρ = 1000 kg/m^3
Phantom section: Flat Section

DASY 5 Configuration:

- Probe: EX3DV4 - SN3923; ConvF(10.62, 10.62, 10.62); Calibrated: 2019-10-22;
- Sensor-Surface: 1.4mm (Mechanical Surface Detection)
- Electronics: DAE4 Sn871; Calibrated: 2019-06-27
- Phantom: SAM 8; Type: SAM; Serial: 1063
- DASY52 52.8.8(1222); SEMCAD X 14.6.10(7331)

Configuration/Body/Area Scan (5x13x1): Measurement grid: dx=15mm, dy=15mm
Maximum value of SAR (measured) = 0.483 W/kg

Configuration/Body/Zoom Scan (5x5x7)/Cube 0: Measurement grid: dx=8mm, dy=8mm, dz=5mm
Reference Value = 21.99 V/m; Power Drift = -0.02 dB
Peak SAR (extrapolated) = 0.556 W/kg
SAR(1 g) = 0.398 W/kg; SAR(10 g) = 0.283 W/kg
Maximum value of SAR (measured) = 0.484 W/kg

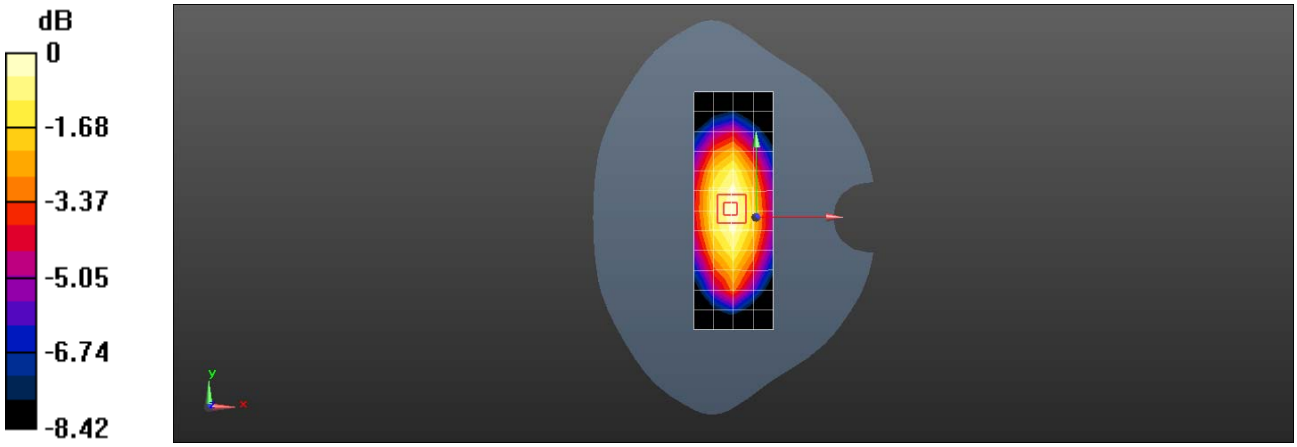

0 dB = 0.484 W/kg = -3.15 dBW/kg

Date: 2019-11-24

Test Laboratory: SGS-SAR Lab

5007G LTE Band 28 20M QPSK 1RB50 27310CH Right cheek

DUT: 5007G; Type: LTE/WCDMA/GSM mobile phone; Serial: Z5PZ9XKZW8ZTUCQ4

Communication System: UID 0, LTE Band 28 20MHz; Frequency: 713 MHz;Duty Cycle: 1:1

Medium: HSL750;Medium parameters used: f = 713 MHz; σ = 0.835 S/m; ε_r = 43.431; ρ = 1000 kg/m^3
Phantom section: Right Section

DASY 5 Configuration:

- Probe: EX3DV4 - SN3923; ConvF(10.62, 10.62, 10.62); Calibrated: 2019-10-22;
- Sensor-Surface: 1.4mm (Mechanical Surface Detection)
- Electronics: DAE4 Sn871; Calibrated: 2019-06-27
- Phantom: SAM 8; Type: SAM; Serial: 1063
- DASY52 52.8.8(1222); SEMCAD X 14.6.10(7331)

Configuration/Head/Area Scan (7x13x1): Measurement grid: dx=15mm, dy=15mm
Maximum value of SAR (measured) = 1.06 W/kg

Configuration/Head/Zoom Scan (5x5x7)/Cube 0: Measurement grid: dx=8mm, dy=8mm, dz=5mm
Reference Value = 27.09 V/m; Power Drift = 0.16 dB
Peak SAR (extrapolated) = 1.48 W/kg
SAR(1 g) = 0.718 W/kg; SAR(10 g) = 0.399 W/kg
Maximum value of SAR (measured) = 1.10 W/kg

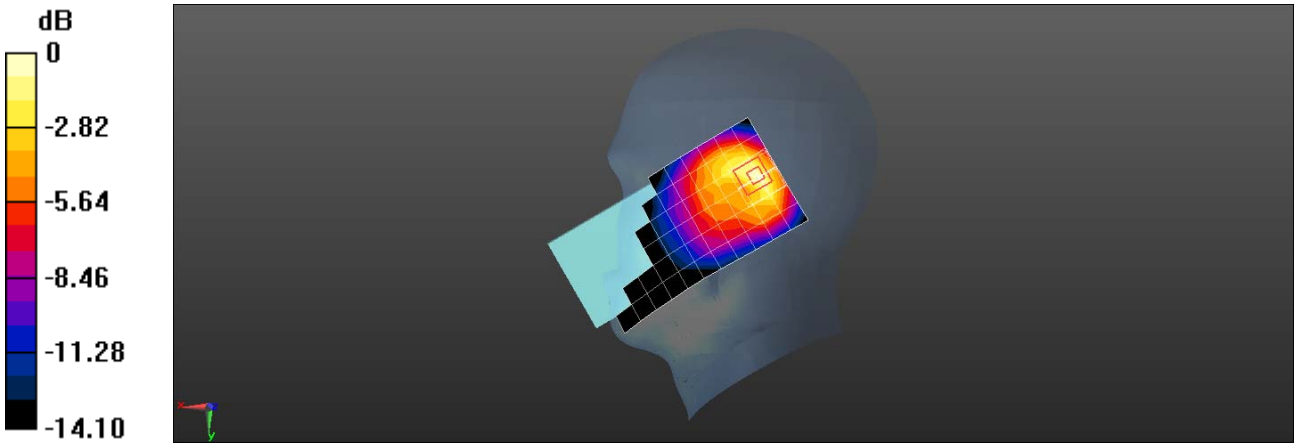

0 dB = 1.10 W/kg = 0.41 dBW/kg

Date: 2019-11-24

Test Laboratory: SGS-SAR Lab

5007G LTE Band 28 20M QPSK 1RB50 27310CH Back side 15mm

DUT: 5007G; Type: LTE/WCDMA/GSM mobile phone; Serial: Z5PZ9XKZW8ZTUCQ4

Communication System: UID 0, LTE Band 28 20MHz; Frequency: 713 MHz;Duty Cycle: 1:1

Medium: HSL750;Medium parameters used: f = 713 MHz; σ = 0.835 S/m; ε_r = 43.431; ρ = 1000 kg/m^3
Phantom section: Flat Section

DASY 5 Configuration:

- Probe: EX3DV4 - SN3923; ConvF(10.62, 10.62, 10.62); Calibrated: 2019-10-22;
- Sensor-Surface: 1.4mm (Mechanical Surface Detection)
- Electronics: DAE4 Sn871; Calibrated: 2019-06-27
- Phantom: SAM 8; Type: SAM; Serial: 1063
- DASY52 52.8.8(1222); SEMCAD X 14.6.10(7331)

Configuration/Body/Area Scan (7x13x1): Measurement grid: dx=15mm, dy=15mm
Maximum value of SAR (measured) = 0.380 W/kg

Configuration/Body/Zoom Scan (5x5x7)/Cube 0: Measurement grid: dx=8mm, dy=8mm, dz=5mm
Reference Value = 19.08 V/m; Power Drift = 0.02 dB
Peak SAR (extrapolated) = 0.534 W/kg
SAR(1 g) = 0.292 W/kg; SAR(10 g) = 0.170 W/kg
Maximum value of SAR (measured) = 0.403 W/kg

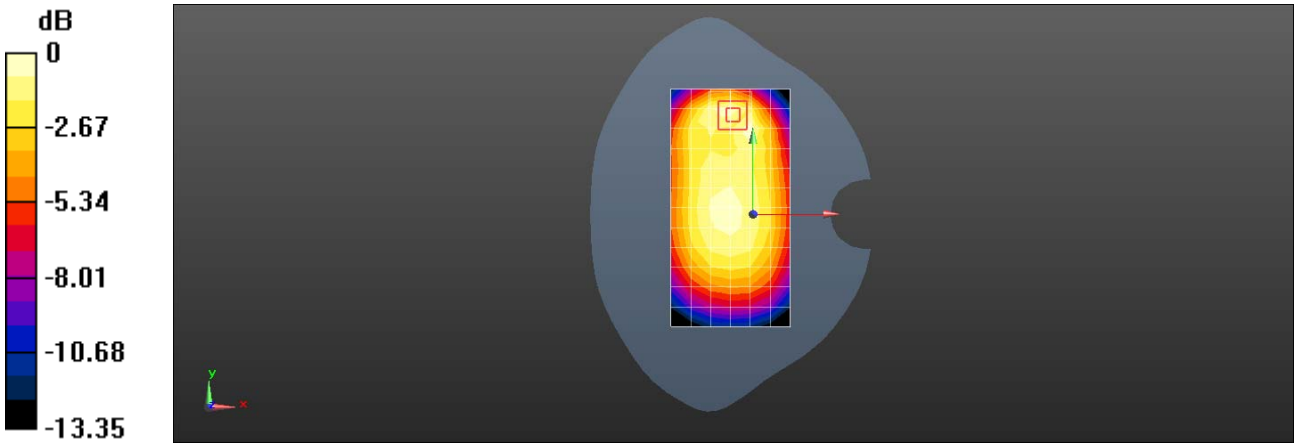

0 dB = 0.403 W/kg = -3.95 dBW/kg

Date: 2019-11-24

Test Laboratory: SGS-SAR Lab

5007G LTE Band 28 20M QPSK 1RB50 27310CH Right side 10mm with Battery 2

DUT: 5007G; Type: LTE/WCDMA/GSM mobile phone; Serial: R8DQVWJ7NVG6HQRK

Communication System: UID 0, LTE Band 28 20MHz; Frequency: 713 MHz;Duty Cycle: 1:1

Medium: HSL750;Medium parameters used: f = 713 MHz; σ = 0.835 S/m; ε_r = 43.431; ρ = 1000 kg/m^3
Phantom section: Flat Section

DASY 5 Configuration:

- Probe: EX3DV4 - SN3923; ConvF(10.62, 10.62, 10.62); Calibrated: 2019-10-22;
- Sensor-Surface: 1.4mm (Mechanical Surface Detection)
- Electronics: DAE4 Sn871; Calibrated: 2019-06-27
- Phantom: SAM 8; Type: SAM; Serial: 1063
- DASY52 52.8.8(1222); SEMCAD X 14.6.10(7331)

Configuration/Body/Area Scan (5x13x1): Measurement grid: dx=15mm, dy=15mm
Maximum value of SAR (measured) = 0.401 W/kg

Configuration/Body/Zoom Scan (5x5x7)/Cube 0: Measurement grid: dx=8mm, dy=8mm, dz=5mm
Reference Value = 20.41 V/m; Power Drift = 0.01 dB
Peak SAR (extrapolated) = 0.471 W/kg
SAR(1 g) = 0.340 W/kg; SAR(10 g) = 0.244 W/kg
Maximum value of SAR (measured) = 0.412 W/kg

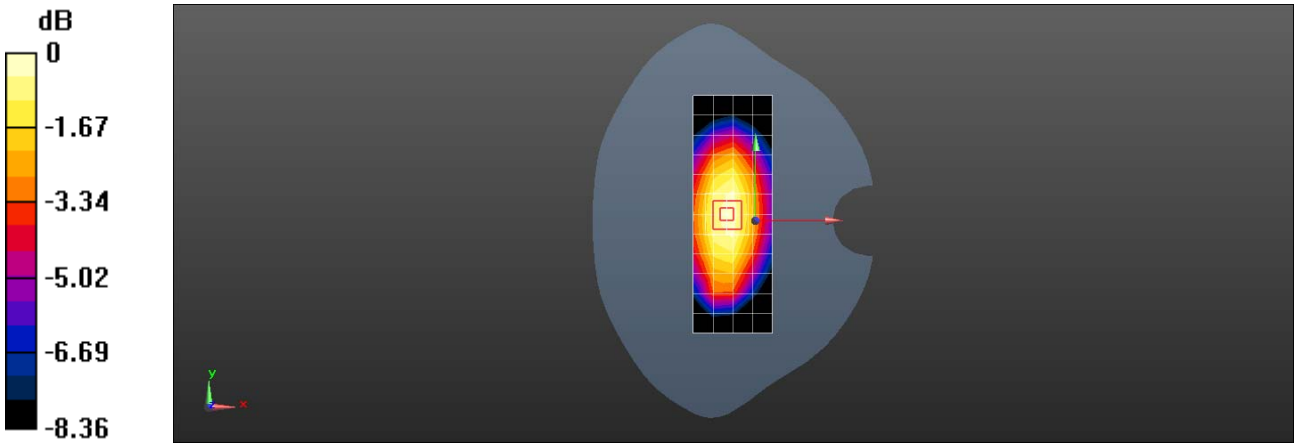

0 dB = 0.412 W/kg = -3.85 dBW/kg

Date: 2019-11-22

Test Laboratory: SGS-SAR Lab

5007G LTE Band 66 20M QPSK 1RB50 132072CH Right cheek

DUT: 5007G; Type: LTE/WCDMA/GSM mobile phone; Serial: Z5PZ9XKZW8ZTUCQ4

Communication System: UID 0, LTE-FDD BW 20MHz (0); Frequency: 1720 MHz;Duty Cycle: 1:1

Medium: HSL1750;Medium parameters used: f = 1720 MHz; σ = 1.294 S/m; ε_r = 40.44; ρ = 1000 kg/m^3
Phantom section: Right Section

DASY 5 Configuration:

- Probe: EX3DV4 - SN3748; ConvF(7.6, 7.6, 7.6); Calibrated: 2019-06-19;
- Sensor-Surface: 1.4mm (Mechanical Surface Detection)
- Electronics: DAE4 Sn896; Calibrated: 2019-09-18
- Phantom: SAM 3; Type: SAM; Serial: 1912
- DASY52 52.8.8(1222); SEMCAD X 14.6.10(7331)

Configuration/Head/Area Scan (7x13x1): Measurement grid: dx=15mm, dy=15mm
Maximum value of SAR (measured) = 0.377 W/kg

Configuration/Head/Zoom Scan (5x5x7)/Cube 0: Measurement grid: dx=8mm, dy=8mm, dz=5mm
Reference Value = 4.867 V/m; Power Drift = 0.09 dB
Peak SAR (extrapolated) = 0.484 W/kg
SAR(1 g) = 0.315 W/kg; SAR(10 g) = 0.199 W/kg
Maximum value of SAR (measured) = 0.422 W/kg



0 dB = 0.422 W/kg = -3.75 dBW/kg

Date: 2019-11-22

Test Laboratory: SGS-SAR Lab

5007G LTE Band 66 20M QPSK 1RB50 132072CH Back side 15mm

DUT: 5007G; Type: LTE/WCDMA/GSM mobile phone; Serial: IJQCKZ6H8565NZVG

Communication System: UID 0, LTE-FDD BW 20MHz (0); Frequency: 1720 MHz;Duty Cycle: 1:1

Medium: HSL1750;Medium parameters used: f = 1720 MHz; σ = 1.294 S/m; ε_r = 40.44; ρ = 1000 kg/m^3
Phantom section: Flat Section

DASY 5 Configuration:

- Probe: EX3DV4 - SN3748; ConvF(7.6, 7.6, 7.6); Calibrated: 2019-06-19;
- Sensor-Surface: 1.4mm (Mechanical Surface Detection)
- Electronics: DAE4 Sn896; Calibrated: 2019-09-18
- Phantom: SAM 3; Type: SAM; Serial: 1912
- DASY52 52.8.8(1222); SEMCAD X 14.6.10(7331)

Configuration/Body/Area Scan (7x13x1): Measurement grid: dx=15mm, dy=15mm
Maximum value of SAR (measured) = 0.444 W/kg

Configuration/Body/Zoom Scan (5x5x7)/Cube 0: Measurement grid: dx=8mm, dy=8mm, dz=5mm
Reference Value = 10.27 V/m; Power Drift = -0.08 dB
Peak SAR (extrapolated) = 0.595 W/kg
SAR(1 g) = 0.342 W/kg; SAR(10 g) = 0.198 W/kg
Maximum value of SAR (measured) = 0.496 W/kg

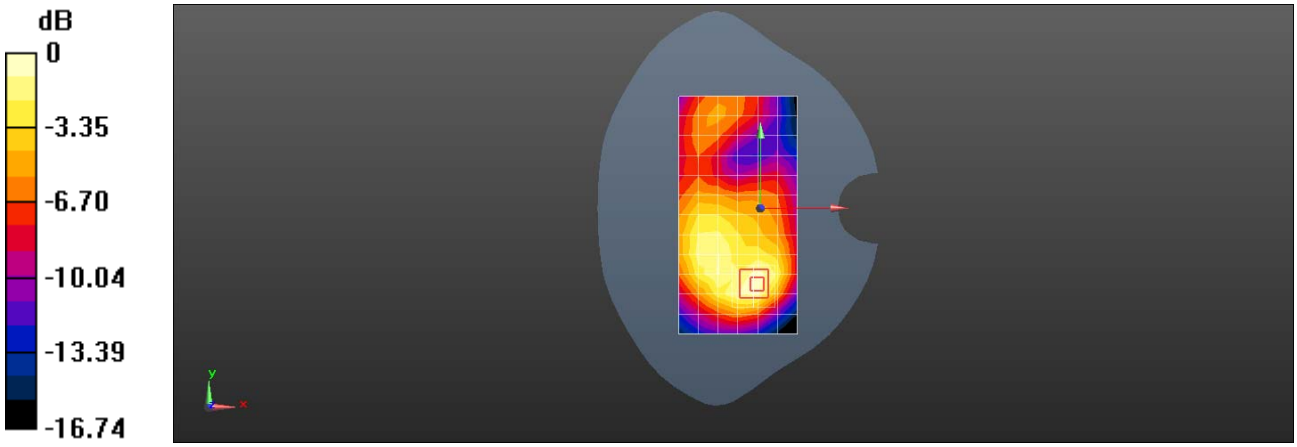

0 dB = 0.496 W/kg = -3.05 dBW/kg

Date: 2019-11-22

Test Laboratory: SGS-SAR Lab

5007G LTE Band 66 20M QPSK 1RB50 132072CH Bottom side 10mm

DUT: 5007G; Type: LTE/WCDMA/GSM mobile phone; Serial: IJQCKZ6H8565NZVG

Communication System: UID 0, LTE-FDD BW 20MHz (0); Frequency: 1720 MHz;Duty Cycle: 1:1

Medium: HSL1750;Medium parameters used: f = 1720 MHz; σ = 1.294 S/m; ε_r = 40.44; ρ = 1000 kg/m^3
Phantom section: Flat Section

DASY 5 Configuration:

- Probe: EX3DV4 - SN3748; ConvF(7.6, 7.6, 7.6); Calibrated: 2019-06-19;
- Sensor-Surface: 1.4mm (Mechanical Surface Detection)
- Electronics: DAE4 Sn896; Calibrated: 2019-09-18
- Phantom: SAM 3; Type: SAM; Serial: 1912
- DASY52 52.8.8(1222); SEMCAD X 14.6.10(7331)

Configuration/Body/Area Scan (5x7x1): Measurement grid: dx=15mm, dy=15mm
Maximum value of SAR (measured) = 1.39 W/kg

Configuration/Body/Zoom Scan (5x5x7)/Cube 0: Measurement grid: dx=8mm, dy=8mm, dz=5mm
Reference Value = 27.72 V/m; Power Drift = -0.09 dB
Peak SAR (extrapolated) = 1.68 W/kg
SAR(1 g) = 0.922 W/kg; SAR(10 g) = 0.487 W/kg

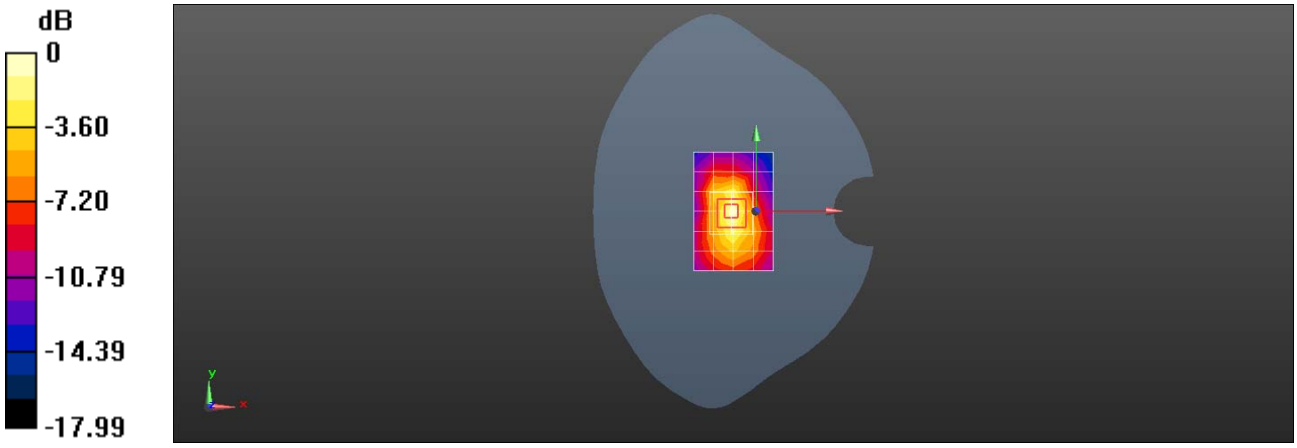

0 dB = 1.39 W/kg = 1.43 dBW/kg

Date: 2019-11-24

Test Laboratory: SGS-SAR Lab

5007G 802.11b 11CH Right cheek

DUT: 5007G; Type: LTE/WCDMA/GSM mobile phone; Serial: IJQCKZ6H8565NZVG

Communication System: UID 0, wifi2.4G; Frequency: 2462 MHz;Duty Cycle: 1:1.005

Medium: HSL2450;Medium parameters used: f = 2462 MHz; σ = 1.893 S/m; ε_r = 38.46; ρ = 1000 kg/m^3
Phantom section: Right Section

DASY 5 Configuration:

- Probe: EX3DV4 - SN3923; ConvF(7.87, 7.87, 7.87); Calibrated: 2019-10-22;
- Sensor-Surface: 1.4mm (Mechanical Surface Detection)
- Electronics: DAE4 Sn871; Calibrated: 2019-06-27
- Phantom: SAM 7; Type: SAM; Serial: 1027
- DASY52 52.8.8(1222); SEMCAD X 14.6.10(7331)

Configuration/Body/Area Scan (9x16x1): Measurement grid: dx=12mm, dy=12mm
Maximum value of SAR (measured) = 0.500 W/kg

Configuration/Body/Zoom Scan (7x7x7)/Cube 0: Measurement grid: dx=5mm, dy=5mm, dz=5mm
Reference Value = 7.284 V/m; Power Drift = 0.03 dB
Peak SAR (extrapolated) = 0.776 W/kg
SAR(1 g) = 0.425 W/kg; SAR(10 g) = 0.213 W/kg
Maximum value of SAR (measured) = 0.596 W/kg

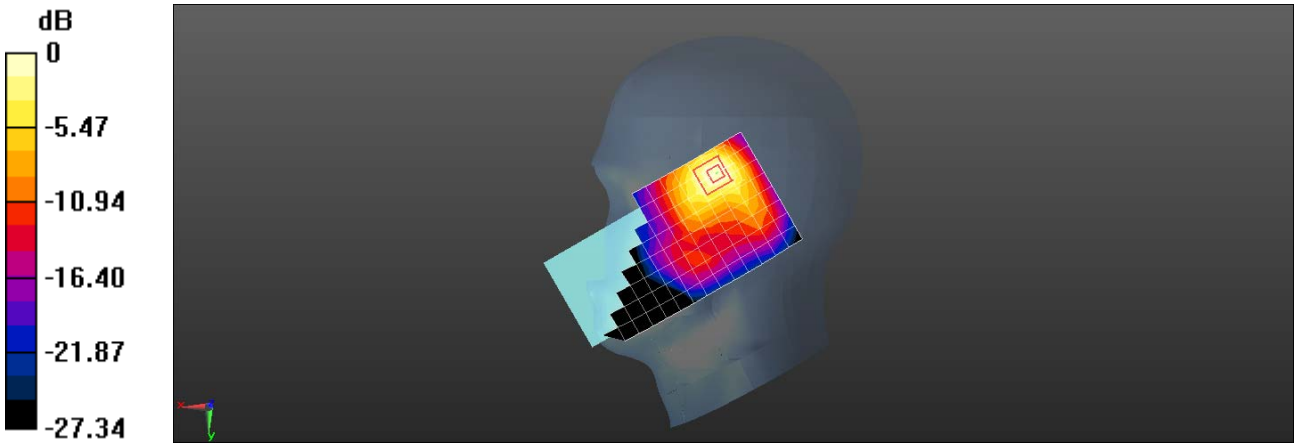

0 dB = 0.596 W/kg = -2.25 dBW/kg

Date: 2019-11-24

Test Laboratory: SGS-SAR Lab

5007G 802.11b 11CH Back side 15mm

DUT: 5007G; Type: LTE/WCDMA/GSM mobile phone; Serial: IJQCKZ6H8565NZVG

Communication System: UID 0, wifi2.4G; Frequency: 2462 MHz;Duty Cycle: 1:1.005

Medium: HSL2450;Medium parameters used: f = 2462 MHz; σ = 1.893 S/m; ε_r = 38.46; ρ = 1000 kg/m^3
Phantom section: Flat Section

DASY 5 Configuration:

- Probe: EX3DV4 - SN3923; ConvF(7.87, 7.87, 7.87); Calibrated: 2019-10-22;
- Sensor-Surface: 1.4mm (Mechanical Surface Detection)
- Electronics: DAE4 Sn871; Calibrated: 2019-06-27
- Phantom: SAM 7; Type: SAM; Serial: 1027
- DASY52 52.8.8(1222); SEMCAD X 14.6.10(7331)

Configuration/Body/Area Scan (9x16x1): Measurement grid: dx=12mm, dy=12mm
Maximum value of SAR (measured) = 0.138 W/kg

Configuration/Body/Zoom Scan (7x7x7)/Cube 0: Measurement grid: dx=5mm, dy=5mm, dz=5mm
Reference Value = 3.945 V/m; Power Drift = -0.01 dB
Peak SAR (extrapolated) = 0.177 W/kg
SAR(1 g) = 0.088 W/kg; SAR(10 g) = 0.043 W/kg
Maximum value of SAR (measured) = 0.129 W/kg

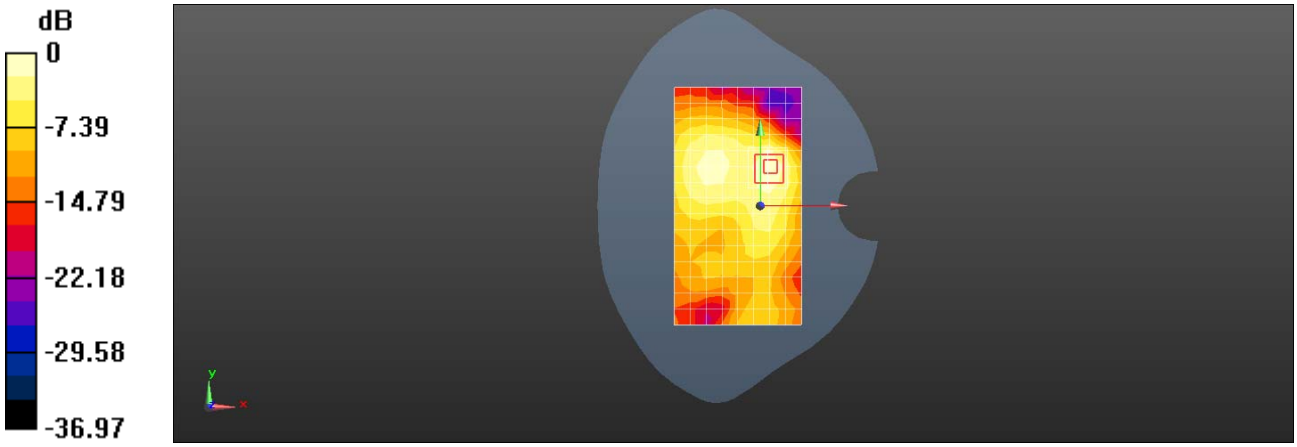

0 dB = 0.129 W/kg = -8.89 dBW/kg

Date: 2019-11-24

Test Laboratory: SGS-SAR Lab

5007G 802.11b 11CH Back side 10mm

DUT: 5007G; Type: LTE/WCDMA/GSM mobile phone; Serial: IJQCKZ6H8565NZVG

Communication System: UID 0, wifi2.4G; Frequency: 2462 MHz;Duty Cycle: 1:1.005

Medium: HSL2450;Medium parameters used: f = 2462 MHz; σ = 1.893 S/m; ε_r = 38.46; ρ = 1000 kg/m^3
Phantom section: Flat Section

DASY 5 Configuration:

- Probe: EX3DV4 - SN3923; ConvF(7.87, 7.87, 7.87); Calibrated: 2019-10-22;
- Sensor-Surface: 1.4mm (Mechanical Surface Detection)
- Electronics: DAE4 Sn871; Calibrated: 2019-06-27
- Phantom: SAM 7; Type: SAM; Serial: 1027
- DASY52 52.8.8(1222); SEMCAD X 14.6.10(7331)

Configuration/Body/Area Scan (9x16x1): Measurement grid: dx=12mm, dy=12mm
Maximum value of SAR (measured) = 0.355 W/kg

Configuration/Body/Zoom Scan (7x7x7)/Cube 0: Measurement grid: dx=5mm, dy=5mm, dz=5mm
Reference Value = 5.751 V/m; Power Drift = 0.02 dB
Peak SAR (extrapolated) = 0.550 W/kg
SAR(1 g) = 0.259 W/kg; SAR(10 g) = 0.116 W/kg
Maximum value of SAR (measured) = 0.399 W/kg

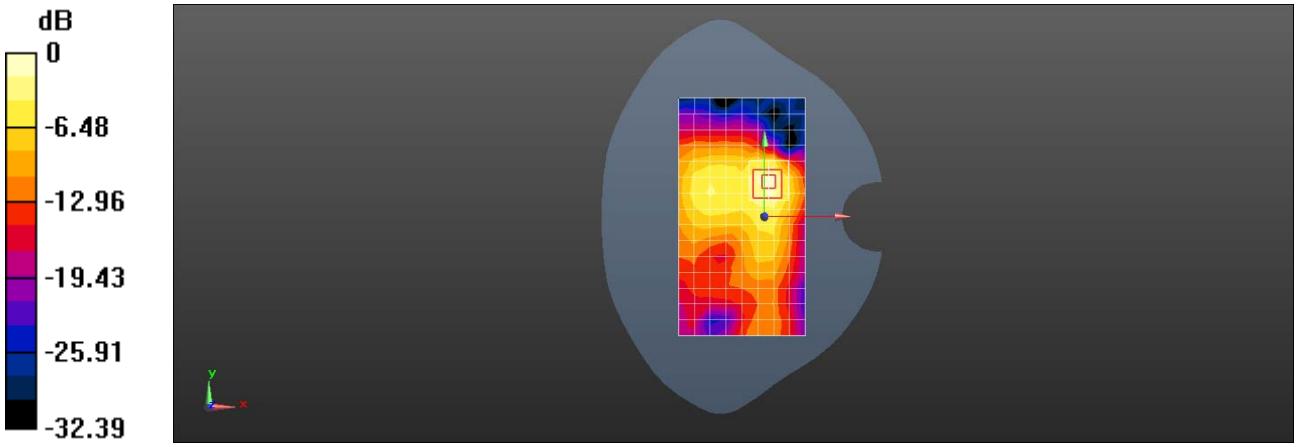

0 dB = 0.399 W/kg = -3.99 dBW/kg