FCC SAR TEST REPORT

Application No:	ZR/2019/B0013
Applicant:	TCL Communication Ltd.
Manufacturer:	TCL Communication Ltd.
Product Name:	LTE/WCDMA/GSM mobile phone
Model No.(EUT):	5007G
Trade Mark:	alcatel
FCC ID:	2ACCJH116
Standards:	FCC 47CFR §2.1093
Date of Receipt:	2019-11-14
Date of Test:	2019-11-22 to 2019-12-03
Date of Issue:	2019-12-09
Test Result:	**PASS ***

* In the configuration tested, the EUT detailed in this report complied with the standards specified above.

Authorized Signature:

Derek Yang

Derek Yang

Wireless Laboratory Manager

The manufacturer should ensure that all products in series production are in conformity with the product sample detailed in this report. If the product in this report is used in any configuration other than that detailed in the report, the manufacturer must ensure the new system complies with all relevant standards. Any mention of SGS International Electrical Approvals or testing done by SGS International Electrical Approvals in connection with, distribution or use of the product described in this report must be approved by SGS International Electrical Approvals in writing.

Unless otherwise agreed in writing, this document is issued by the Company subject to its General Conditions of Service printed overleaf, available on request or accessible at http://www.sgs.com/en/Terms-and-Conditions.aspx and, for electronic format documents, subject to Terms and Conditions for Electronic Documents at http://www.sgs.com/en/Terms-and-Conditions/Terms-e-Document.aspx. Attention is drawn to the limitation of liability, indemnification and jurisdiction issues defined therein. Any holder of this document is advised that information contained hereon reflects the Company's findings at the time of its intervention only and within the limits of Client's instructions, if any. The Company's sole responsibility is to its Client and this document does not exonerate parties to a transaction from exercising all their rights and obligations under the transaction documents. This document cannot be reproduced except in full, without prior written approval of the Company. Any unauthorized alteration, forgery or falsification of the content or appearance of this document is unlawful and offenders may be prosecuted to the fullest extent of the law. Unless otherwise stated the results shown in this test report refer only to the sample(s) tested and such sample(s) are retained for 30 days only.
Attention: To check the authenticity of testing /inspection report & certificate, please contact us at telephone: (86-755) 8307 1443, or email: CN.Doccheck@sgs.com
SGS-CSTC Standards Technical Services Co., Ltd. Shenzhen Branch Testing Center EEC Laboratory.
No.1 Workshop, M-10, Middle Section, Science & Technology Park, Shenzhen, China 518057 t (86-755) 26012053 f (86-755) 26710594 www.sgsgroup.com.cn
中国·深圳·科技园中区M-10栋一号厂房 邮编: 518057 t (86-755) 26012053 f (86-755) 26710594 sgs.china@sgs.com
Member of the SGS Group (SGS SA)

REVISION HISTORY

Revision Record				
Version	**Chapter**	**Date**	**Modifier**	**Remark**
01		2019-12-09		Original

Unless otherwise agreed in writing, this document is issued by the Company subject to its General Conditions of Service printed overleaf, available on request or accessible at http://www.sgs.com/en/Terms-and-Conditions.aspx and, for electronic format documents, subject to Terms and Conditions for Electronic Documents at http://www.sgs.com/en/Terms-and-Conditions/Terms-e-Document.aspx. Attention is drawn to the limitation of liability, indemnification and jurisdiction issues defined therein. Any holder of this document is advised that information contained hereon reflects the Company's findings at the time of its intervention only and within the limits of Client's instructions, if any. The Company's sole responsibility is to its Client and this document does not exonerate parties to a transaction from exercising all their rights and obligations under the transaction documents. This document cannot be reproduced except in full, without prior written approval of the Company. Any unauthorized alteration, forgery or falsification of the content or appearance of this document is unlawful and offenders may be prosecuted to the fullest extent of the law. Unless otherwise stated the results shown in this test report refer only to the sample(s) tested and such sample(s) are retained for 30 days only.
Attention: To check the authenticity of testing /inspection report & certificate, please contact us at telephone: (86-755) 8307 1443, or email: CN.Doccheck@sgs.com
SGS-CSTC Standards Technical Services Co., Ltd. Shenzhen Branch Testing Center-EEC Laboratory.
No.1 Workshop, M-10, Middle Section, Science & Technology Park, Shenzhen, China 518057 t (86-755) 26012053 f (86-755) 26710594 www.sgsgroup.com.cn
中国·深圳·科技园中区M-10栋一号厂房 邮编: 518057 t (86-755) 26012053 f (86-755) 26710594 sgs.china@sgs.com
Member of the SGS Group (SGS SA)

TEST SUMMARY

Frequency Band	Maximum Reported SAR(W/kg)			
	Head	Body-worn	Hotspot	Product Specific 10-g SAR
GSM850	1.01	0.19	0.36	/
GSM1900	0.20	0.31	0.47	/
WCDMA Band II	0.31	0.33	0.64	/
WCDMA Band IV	0.24	0.33	0.88	/
WCDMA Band V	**1.05**	0.23	0.31	/
LTE Band 2	0.34	0.34	0.75	/
LTE Band 5	0.92	0.21	0.25	/
LTE Band 7	0.26	**0.60**	**1.31**	**3.18**
LTE Band 13	0.86	0.24	0.41	/
LTE Band 17	0.99	0.37	0.46	/
LTE Band 66	0.37	0.40	1.08	/
WI-FI (2.4GHz)	0.46	0.10	0.28	/
BT	/	/	/	/
SAR Limited(W/kg)	1.60			4.00
Maximum Simultaneous Transmission SAR (W/kg)				
Scenario	**Head**	**Body-worn**	**Hotspot**	**Product Specific 10-g SAR**
Sum SAR	1.52	0.71	1.31	3.18
SPLSR	N/A	N/A	N/A	N/A
SPLSR Limited	0.04			0.1

Note:

1) According to April 2015 TCB workshop, SAR for LTE Band 4 (Frequency range: 1710 - 1755 MHz) is covered by LTE Band 66 (Frequency range: 1710 - 1780 MHz) due to overlapping frequency range, same maximum tune-up limit and same channel bandwidth.

Approved & Released by

Simon Ling

SAR Manager

Tested by

Jackson Li

SAR Engineer

Unless otherwise agreed in writing, this document is issued by the Company subject to its General Conditions of Service printed overleaf, available on request or accessible at http://www.sgs.com/en/Terms-and-Conditions.aspx and, for electronic format documents, subject to Terms and Conditions for Electronic Documents at http://www.sgs.com/en/Terms-and-Conditions/Terms-e-Document.aspx. Attention is drawn to the limitation of liability, indemnification and jurisdiction issues defined therein. Any holder of this document is advised that information contained hereon reflects the Company's findings at the time of its intervention only and within the limits of Client's instructions, if any. The Company's sole responsibility is to its Client and this document does not exonerate parties to a transaction from exercising all their rights and obligations under the transaction documents. This document cannot be reproduced except in full, without prior written approval of the Company. Any unauthorized alteration, forgery or falsification of the content or appearance of this document is unlawful and offenders may be prosecuted to the fullest extent of the law. Unless otherwise stated the results shown in this test report refer only to the sample(s) tested and such sample(s) are retained for 30 days only.
Attention: To check the authenticity of testing /inspection report & certificate, please contact us at telephone: (86-755) 8307 1443, or email: CN.Doccheck@sgs.com
SGS-CSTC Standards Technical Services Co., Ltd. Shenzhen Branch Testing Center-EEC Laboratory.
No.1 Workshop, M-10, Middle Section, Science & Technology Park, Shenzhen, China 518057 t (86-755) 26012053 f (86-755) 26710594 www.sgsgroup.com.cn
中国·深圳·科技园中区M-10栋一号厂房 邮编: 518057 t (86-755) 26012053 f (86-755) 26710594 sgs.china@sgs.com
Member of the SGS Group (SGS SA)

CONTENTS

1 GENERAL INFORMATION 7
1.1 DETAILS OF CLIENT 7
1.2 TEST LOCATION 7
1.3 TEST FACILITY 8
1.4 GENERAL DESCRIPTION OF EUT 9
1.4.1 Power reduction specification 10
1.5 TEST SPECIFICATION 11
1.6 RF EXPOSURE LIMITS 11
2 SAR MEASUREMENTS SYSTEM CONFIGURATION 12
2.1 THE SAR MEASUREMENT SYSTEM 12
2.2 ISOTROPIC E-FIELD PROBE EX3DV4 13
2.3 DATA ACQUISITION ELECTRONICS (DAE) 14
2.4 SAM TWIN PHANTOM 14
2.5 ELI PHANTOM 15
2.6 DEVICE HOLDER FOR TRANSMITTERS 16
2.7 MEASUREMENT PROCEDURE 17
2.7.1 Scanning procedure 17
2.7.2 Data Storage 19
2.7.3 Data Evaluation by SEMCAD 19
3 DESCRIPTION OF TEST POSITION 21
3.1 HEAD EXPOSURE CONDITION 21
3.1.1 SAM Phantom Shape 21
3.1.2 EUT constructions 22
3.1.3 Definition of the “cheek” position 22
3.1.4 Definition of the “tilted” position 23
3.2 BODY EXPOSURE CONDITION 24
3.2.1 Body-worn accessory exposure conditions 24
3.2.2 Wireless Router exposure conditions 25
3.3 EXTREMITY EXPOSURE CONDITIONS 26
4 SAR SYSTEM VERIFICATION PROCEDURE 27

Unless otherwise agreed in writing, this document is issued by the Company subject to its General Conditions of Service printed overleaf, available on request or accessible at http://www.sgs.com/en/Terms-and-Conditions.aspx and, for electronic format documents, subject to Terms and Conditions for Electronic Documents at http://www.sgs.com/en/Terms-and-Conditions/Terms-e-Document.aspx. Attention is drawn to the limitation of liability, indemnification and jurisdiction issues defined therein. Any holder of this document is advised that information contained hereon reflects the Company's findings at the time of its intervention only and within the limits of Client's instructions, if any. The Company's sole responsibility is to its Client and this document does not exonerate parties to a transaction from exercising all their rights and obligations under the transaction documents. This document cannot be reproduced except in full, without prior written approval of the Company. Any unauthorized alteration, forgery or falsification of the content or appearance of this document is unlawful and offenders may be prosecuted to the fullest extent of the law. Unless otherwise stated the results shown in this test report refer only to the sample(s) tested and such sample(s) are retained for 30 days only.
Attention: To check the authenticity of testing /inspection report & certificate, please contact us at telephone: (86-755) 8307 1443, or email: CN.Doccheck@sgs.com
SGS-CSTC Standards Technical Services Co., Ltd. Shenzhen Branch Testing Service EEC Laboratory.
No.1 Workshop, M-10, Middle Section, Science & Technology Park, Shenzhen, China 518057 t (86–755) 26012053 f (86–755) 26710594 www.sgsgroup.com.cn
中国·深圳·科技园中区M–10栋一号厂房 邮编: 518057 t (86–755) 26012053 f (86–755) 26710594 sgs.china@sgs.com
Member of the SGS Group (SGS SA)

4.1 TISSUE SIMULATE LIQUID 27
4.1.1 Recipes for Tissue Simulate Liquid 27
4.1.2 Measurement for Tissue Simulate Liquid 28
4.2 SAR SYSTEM CHECK 29
4.2.1 Justification for Extended SAR Dipole Calibrations 30
4.2.2 Summary System Check Result(s) 31
4.2.3 Detailed System Check Results 31
5 TEST RESULTS AND MEASUREMENT DATA 32
5.1 3G SAR TEST REDUCTION PROCEDURE 32
5.2 OPERATION CONFIGURATIONS 32
5.2.1 GSM Test Configuration 32
5.2.2 WCDMA Test Configuration 33
5.2.3 WiFi Test Configuration 40
5.2.4 LTE Test Configuration 44
5.2.5 DUT Antenna Locations 46
5.2.6 EUT side for SAR Testing 47
5.2.7 Stand-alone SAR test evaluation 48
5.3 MEASUREMENT OF RF CONDUCTED POWER 49
5.3.1 Conducted Power of GSM 49
5.3.2 Conducted Power of WCDMA 51
5.3.3 Conducted Power of LTE 53
5.3.4 Conducted Power of WIFI and BT 73
5.4 MEASUREMENT OF SAR DATA 75
5.4.1 SAR Result of GSM850 75
5.4.2 SAR Result of GSM1900 76
5.4.3 SAR Result of WCDMA Band II 77
5.4.4 SAR Result of WCDMA Band IV 78
5.4.5 SAR Result of WCDMA Band V 79
5.4.6 SAR Result of LTE Band 2 80
5.4.7 SAR Result of LTE Band 5 81
5.4.8 SAR Result of LTE Band 7 83
5.4.9 SAR Result of LTE Band 13 85
5.4.10 SAR Result of LTE Band 17 86

Unless otherwise agreed in writing, this document is issued by the Company subject to its General Conditions of Service printed overleaf, available on request or accessible at http://www.sgs.com/en/Terms-and-Conditions.aspx and, for electronic format documents, subject to Terms and Conditions for Electronic Documents at http://www.sgs.com/en/Terms-and-Conditions/Terms-e-Document.aspx. Attention is drawn to the limitation of liability, indemnification and jurisdiction issues defined therein. Any holder of this document is advised that information contained hereon reflects the Company's findings at the time of its intervention only and within the limits of Client's instructions, if any. The Company's sole responsibility is to its Client and this document does not exonerate parties to a transaction from exercising all their rights and obligations under the transaction documents. This document cannot be reproduced except in full, without prior written approval of the Company. Any unauthorized alteration, forgery or falsification of the content or appearance of this document is unlawful and offenders may be prosecuted to the fullest extent of the law. Unless otherwise stated the results shown in this test report refer only to the sample(s) tested and such sample(s) are retained for 30 days only.
Attention: To check the authenticity of testing /inspection report & certificate, please contact us at telephone: (86-755) 8307 1443, or email: CN.Doccheck@sgs.com
SGS-CSTC Standards Technical Services Co., Ltd. Shenzhen Branch Testing Service EEC Laboratory.
No.1 Workshop, M-10, Middle Section, Science & Technology Park, Shenzhen, China 518057 t (86-755) 26012053 f (86-755) 26710594 www.sgsgroup.com.cn
中国·深圳·科技园中区M-10栋一号厂房 邮编: 518057 t (86-755) 26012053 f (86-755) 26710594 sgs.china@sgs.com
Member of the SGS Group (SGS SA)

5.4.11 SAR Result of LTE Band 66 ..... *88*

5.4.12 SAR Result of WIFI 2.4GHz *90*

5.5 MULTIPLE TRANSMITTER EVALUATION 91

5.5.1 Simultaneous SAR SAR test evaluation *91*

5.5.2 Estimated SAR *91*

5.5.3 Simultaneous Transmission SAR Summation Scenario *92*

6 EQUIPMENT LIST **93**

7 MEASUREMENT UNCERTAINTY **95**

8 CALIBRATION CERTIFICATE **95**

9 PHOTOGRAPHS **95**

APPENDIX A: DETAILED SYSTEM CHECK RESULTS **96**

APPENDIX B: DETAILED TEST RESULTS **96**

APPENDIX C: CALIBRATION CERTIFICATE **96**

APPENDIX D: PHOTOGRAPHS **96**

Unless otherwise agreed in writing, this document is issued by the Company subject to its General Conditions of Service printed overleaf, available on request or accessible at http://www.sgs.com/en/Terms-and-Conditions.aspx and, for electronic format documents, subject to Terms and Conditions for Electronic Documents at http://www.sgs.com/en/Terms-and-Conditions/Terms-e-Document.aspx. Attention is drawn to the limitation of liability, indemnification and jurisdiction issues defined therein. Any holder of this document is advised that information contained hereon reflects the Company's findings at the time of its intervention only and within the limits of Client's instructions, if any. The Company's sole responsibility is to its Client and this document does not exonerate parties to a transaction from exercising all their rights and obligations under the transaction documents. This document cannot be reproduced except in full, without prior written approval of the Company. Any unauthorized alteration, forgery or falsification of the content or appearance of this document is unlawful and offenders may be prosecuted to the fullest extent of the law. Unless otherwise stated the results shown in this test report refer only to the sample(s) tested and such sample(s) are retained for 30 days only.
Attention: To check the authenticity of testing /inspection report & certificate, please contact us at telephone: (86-755) 8307 1443, or email: CN.Doccheck@sgs.com
SGS-CSTC Standards Technical Services Co., Ltd. Shenzhen Branch Testing Center-EEC Laboratory.
No.1 Workshop, M-10, Middle Section, Science & Technology Park, Shenzhen, China 518057 t (86–755) 26012053 f (86–755) 26710594 www.sgsgroup.com.cn
中国·深圳·科技园中区M–10栋一号厂房 邮编: 518057 t (86–755) 26012053 f (86–755) 26710594 sgs.china@sgs.com
Member of the SGS Group (SGS SA)

1 General Information

1.1 Details of Client

Applicant:	TCL Communication Ltd.
Address:	5/F, Building 22E, 22 Science Park East Avenue, Hong Kong Science Park, Shatin, NT, Hong Kong
Manufacturer:	TCL Communication Ltd.
Address:	5/F, Building 22E, 22 Science Park East Avenue, Hong Kong Science Park, Shatin, NT, Hong Kong

1.2 Test Location

Company:	SGS-CSTC Standards Technical Services Co., Ltd. Shenzhen Branch E&E Lab
Address:	No. 1 Workshop, M-10, Middle section, Science & Technology Park, Shenzhen, Guangdong, China
Post code:	518057
Telephone:	+86 (0) 755 2601 2053
Fax:	+86 (0) 755 2671 0594
E-mail:	ee.shenzhen@sgs.com

Unless otherwise agreed in writing, this document is issued by the Company subject to its General Conditions of Service printed overleaf, available on request or accessible at http://www.sgs.com/en/Terms-and-Conditions.aspx and, for electronic format documents, subject to Terms and Conditions for Electronic Documents at http://www.sgs.com/en/Terms-and-Conditions/Terms-e-Document.aspx. Attention is drawn to the limitation of liability, indemnification and jurisdiction issues defined therein. Any holder of this document is advised that information contained hereon reflects the Company's findings at the time of its intervention only and within the limits of Client's instructions, if any. The Company's sole responsibility is to its Client and this document does not exonerate parties to a transaction from exercising all their rights and obligations under the transaction documents. This document cannot be reproduced except in full, without prior written approval of the Company. Any unauthorized alteration, forgery or falsification of the content or appearance of this document is unlawful and offenders may be prosecuted to the fullest extent of the law. Unless otherwise stated the results shown in this test report refer only to the sample(s) tested and such sample(s) are retained for 30 days only.
Attention: To check the authenticity of testing /inspection report & certificate, please contact us at telephone: (86-755) 8307 1443, or email: CN.Doccheck@sgs.com
SGS-CSTC Standards Technical Services Co., Ltd. Shenzhen Branch Testing Center E&E Laboratory.
No.1 Workshop, M-10, Middle Section, Science & Technology Park, Shenzhen, China 518057 t (86-755) 26012053 f (86-755) 26710594 www.sgsgroup.com.cn
中国·深圳·科技园中区M-10栋一号厂房 邮编: 518057 t (86-755) 26012053 f (86-755) 26710594 sgs.china@sgs.com
Member of the SGS Group (SGS SA)

1.3 Test Facility

The test facility is recognized, certified, or accredited by the following organizations:

• CNAS (No. CNAS L2929)

CNAS has accredited SGS-CSTC Standards Technical Services Co., Ltd. Shenzhen Branch EMC Lab to ISO/IEC 17025:2005 General Requirements for the Competence of Testing and Calibration Laboratories (CNAS-CL01 Accreditation Criteria for the Competence of Testing and Calibration Laboratories) for the competence in the field of testing.

• A2LA (Certificate No. 3816.01)

SGS-CSTC Standards Technical Services Co., Ltd., Shenzhen EMC Laboratory is accredited by the American Association for Laboratory Accreditation (A2LA). Certificate No. 3816.01.

• VCCI

The 10m Semi-anechoic chamber and Shielded Room of SGS-CSTC Standards Technical Services Co., Ltd. have been registered in accordance with the Regulations for Voluntary Control Measures with Registration No.: G-823, R-4188, T-1153 and C-2383 respectively.

• FCC –Designation Number: CN1178

SGS-CSTC Standards Technical Services Co., Ltd., Shenzhen EMC Laboratory has been recognized as an accredited testing laboratory.

Designation Number: CN1178. Test Firm Registration Number: 406779.

• Industry Canada (IC)

Two 3m Semi-anechoic chambers and the 10m Semi-anechoic chamber of SGS-CSTC Standards Technical Services Co., Ltd. Shenzhen Branch EMC Lab have been registered by Certification and Engineering Bureau of Industry Canada for radio equipment testing with Registration No.: 4620C-1, 4620C-2, 4620C-3.

Unless otherwise agreed in writing, this document is issued by the Company subject to its General Conditions of Service printed overleaf, available on request or accessible at http://www.sgs.com/en/Terms-and-Conditions.aspx and, for electronic format documents, subject to Terms and Conditions for Electronic Documents at http://www.sgs.com/en/Terms-and-Conditions/Terms-e-Document.aspx. Attention is drawn to the limitation of liability, indemnification and jurisdiction issues defined therein. Any holder of this document is advised that information contained hereon reflects the Company's findings at the time of its intervention only and within the limits of Client's instructions, if any. The Company's sole responsibility is to its Client and this document does not exonerate parties to a transaction from exercising all their rights and obligations under the transaction documents. This document cannot be reproduced except in full, without prior written approval of the Company. Any unauthorized alteration, forgery or falsification of the content or appearance of this document is unlawful and offenders may be prosecuted to the fullest extent of the law. Unless otherwise stated the results shown in this test report refer only to the sample(s) tested and such sample(s) are retained for 30 days only.
Attention: To check the authenticity of testing /inspection report & certificate, please contact us at telephone: (86-755) 8307 1443, or email: CN.Doccheck@sgs.com
SGS-CSTC Standards Technical Services Co., Ltd. Shenzhen Branch Testing Center EMC Laboratory.
No.1 Workshop, M-10, Middle Section, Science & Technology Park, Shenzhen, China 518057 t (86–755) 26012053 f (86–755) 26710594 www.sgsgroup.com.cn
中国·深圳·科技园中区M–10栋一号厂房 邮编: 518057 t (86–755) 26012053 f (86–755) 26710594 sgs.china@sgs.com
Member of the SGS Group (SGS SA)

1.4 General Description of EUT

Product Name:	LTE/WCDMA/GSM mobile phone		
Model No.(EUT):	5007G		
Trade Mark:	alcatel		
Product Phase:	production unit		
Device Type:	portable device		
Exposure Category:	uncontrolled environment / general population		
SN:	IJQCKZ6H8565NZVG/R8DQVWJ7NVG6HQRK/Z5PZ9XKZW8ZTUCQ4		
FCC ID:	2ACCJH116		
Hardware Version:	PIO		
Software Version:	v4G54		
Antenna Type:	Inner Antenna		
Device Operating Configurations:			
Modulation Mode:	**GSM:** GMSK, 8PSK; **WCDMA**: QPSK, 16QAM; **LTE:** QPSK,16QAM; **WIFI:** DSSS; OFDM; **BT:** GFSK, π/4DQPSK,8DPSK		
Device Class:	B		
GPRS Multi-slots Class:	12	EGPRS Multi-Slots Class:	12
HSDPA UE Category:	14	HSUPA UE Category	7
DC-HSDPA UE Category:	24		
Power Class	4,tested with power level 5(GSM850)		
	1,tested with power level 0(GSM1900)		
	3, tested with power control “all 1”(WCDMA Band II/IV/V)		
	3, tested with power control Max Power(LTE Band 2/4/5/7/13/17/66)		
Frequency Bands:	Band	Tx (MHz)	Rx (MHz)
	GSM850	824~849	869~894
	GSM1900	1850~1910	1930~1990
	WCDMA Band II	1850~1910	1930~1990
	WCDMA Band IV	1710~1755	2110~2155
	WCDMA Band V	824~849	869~894
	LTE Band 2	1850~1910	1930~1990
	LTE Band 4	1710~1755	2110~2155
	LTE Band 5	824~849	869~894
	LTE Band 7	2500~2570	2620~2690
	LTE Band 13	777~787	746~756
	LTE Band 17	704~716	734~746
	LTE Band 66	1710~1780	2110~2180
	WIFI(2.4GHz)	2412~2462	2412~2462
	BT	2402~2480	2402~2480

Unless otherwise agreed in writing, this document is issued by the Company subject to its General Conditions of Service printed overleaf, available on request or accessible at http://www.sgs.com/en/Terms-and-Conditions.aspx and, for electronic format documents, subject to Terms and Conditions for Electronic Documents at http://www.sgs.com/en/Terms-and-Conditions/Terms-e-Document.aspx. Attention is drawn to the limitation of liability, indemnification and jurisdiction issues defined therein. Any holder of this document is advised that information contained hereon reflects the Company's findings at the time of its intervention only and within the limits of Client's instructions, if any. The Company's sole responsibility is to its Client and this document does not exonerate parties to a transaction from exercising all their rights and obligations under the transaction documents. This document cannot be reproduced except in full, without prior written approval of the Company. Any unauthorized alteration, forgery or falsification of the content or appearance of this document is unlawful and offenders may be prosecuted to the fullest extent of the law. Unless otherwise stated the results shown in this test report refer only to the sample(s) tested and such sample(s) are retained for 30 days only.
Attention: To check the authenticity of testing /inspection report & certificate, please contact us at telephone: (86-755) 8307 1443, or email: CN.Doccheck@sgs.com
SGS-CSTC Standards Technical Services Co., Ltd. Shenzhen Branch Testing Service EEC Laboratory
No.1 Workshop, M-10, Middle Section, Science & Technology Park, Shenzhen, China 518057 t (86-755) 26012053 f (86-755) 26710594 www.sgsgroup.com.cn
中国·深圳·科技园中区M-10栋一号厂房 邮编: 518057 t (86-755) 26012053 f (86-755) 26710594 sgs.china@sgs.com
Member of the SGS Group (SGS SA)

Battery 1# Information:	Model:	CAC3860024C1
	Normal Voltage:	3.85V
	Rated capacity:	3860mAh
	Manufacturer:	Shenzhen BYD Lithium Battery Company Limited
Battery 2# Information:	Model:	CAC3860025C7
	Normal Voltage:	3.85V
	Rated capacity:	3860mAh
	Manufacturer:	Ningbo Veken Battery Co., Ltd.

1.4.1 Power reduction specification

This device uses a single fixed level of power reduction through static table look-up for SAR compliance and it is triggered by a single event or operation

1) A fixed level power reduction is applied for some frequency bands when hotspot mode becomes active. When the hotspot is disabled, the power value will be recovered.

The following tables summarize the key power reduction information. The detailed full power which is the Max. power the state can use and reduced tune-up specifications and conducted power measurement results are provided in Section 8 of this report.

Main antenna Power Reduction Level Amount (dBm)				
Power Reduction Scenario	GSM1900	WCDMA Band II	LTE Band 2	LTE Band 7
Hotspot off	0.0	0.0	0.0	0.0
Hotspot on	2.5	1.8	2.0	3.0

Unless otherwise agreed in writing, this document is issued by the Company subject to its General Conditions of Service printed overleaf, available on request or accessible at http://www.sgs.com/en/Terms-and-Conditions.aspx and, for electronic format documents, subject to Terms and Conditions for Electronic Documents at http://www.sgs.com/en/Terms-and-Conditions/Terms-e-Document.aspx. Attention is drawn to the limitation of liability, indemnification and jurisdiction issues defined therein. Any holder of this document is advised that information contained hereon reflects the Company's findings at the time of its intervention only and within the limits of Client's instructions, if any. The Company's sole responsibility is to its Client and this document does not exonerate parties to a transaction from exercising all their rights and obligations under the transaction documents. This document cannot be reproduced except in full, without prior written approval of the Company. Any unauthorized alteration, forgery or falsification of the content or appearance of this document is unlawful and offenders may be prosecuted to the fullest extent of the law. Unless otherwise stated the results shown in this test report refer only to the sample(s) tested and such sample(s) are retained for 30 days only.
Attention: To check the authenticity of testing /inspection report & certificate, please contact us at telephone: (86-755) 8307 1443, or email: CN.Doccheck@sgs.com
SGS-CSTC Standards Technical Services Co., Ltd. Shenzhen Branch Testing Center-EEC Laboratory.
No.1 Workshop, M-10, Middle Section, Science & Technology Park, Shenzhen, China 518057 t (86-755) 26012053 f (86-755) 26710594 www.sgsgroup.com.cn
中国·深圳·科技园中区M-10栋一号厂房 邮编: 518057 t (86-755) 26012053 f (86-755) 26710594 sgs.china@sgs.com
Member of the SGS Group (SGS SA)

1.5 Test Specification

Identity	Document Title
FCC 47CFR §2.1093	Radiofrequency Radiation Exposure Evaluation: Portable Devices
IEEE Std C95.1 – 1991	IEEE Standard for Safety Levels with Respect to Human Exposure to Radio Frequency Electromagnetic Fields, 3 kHz – 300 GHz.
IEEE 1528-2013	Recommended Practice for Determining the Peak Spatial-Average Specific Absorption Rate (SAR) in the Human Head from Wireless Communications Devices: Measurement Techniques
KDB 941225 D01	3G SAR Measurement Procedures v03r01
KDB 941225 D05	SAR for LTE Devices v02r05
KDB 941225 D06	Hotspot Mode SAR v02r01
KDB 248227 D01	SAR Guidance for IEEE 802 11 Wi-Fi SAR v02r02
KDB 648474 D04	Handset SAR v01r03
KDB 447498 D01	General RF Exposure Guidance v06
KDB 865664 D01	SAR Measurement 100 MHz to 6 GHz v01r04
KDB 865664 D02	RF Exposure Reporting v01r02
KDB 616217 D04	SAR for laptop and tablets v01r02

1.6 RF exposure limits

Human Exposure	Uncontrolled Environment General Population	Controlled Environment Occupational
Spatial Peak SAR* (Brain*Trunk)	**1.60 mW/g**	8.00 mW/g
Spatial Average SAR** (Whole Body)	0.08 mW/g	0.40 mW/g
Spatial Peak SAR*** (Hands/Feet/Ankle/Wrist)	**4.00 mW/g**	20.00 mW/g

Notes:

* The Spatial Peak value of the SAR averaged over any 1 gram of tissue (defined as a tissue volume in the shape of a cube) and over the appropriate averaging time

** The Spatial Average value of the SAR averaged over the whole body.

*** The Spatial Peak value of the SAR averaged over any 10 grams of tissue (defined as a tissue volume in the shape of a cube) and over the appropriate averaging time.

Uncontrolled Environments are defined as locations where there is the exposure of individuals who have no knowledge or control of their exposure.

Controlled Environments are defined as locations where there is exposure that may be incurred by persons who are aware of the potential for exposure, (i.e. as a result of employment or occupation.)

Unless otherwise agreed in writing, this document is issued by the Company subject to its General Conditions of Service printed overleaf, available on request or accessible at http://www.sgs.com/en/Terms-and-Conditions.aspx and, for electronic format documents, subject to Terms and Conditions for Electronic Documents at http://www.sgs.com/en/Terms-and-Conditions/Terms-e-Document.aspx. Attention is drawn to the limitation of liability, indemnification and jurisdiction issues defined therein. Any holder of this document is advised that information contained hereon reflects the Company's findings at the time of its intervention only and within the limits of Client's instructions, if any. The Company's sole responsibility is to its Client and this document does not exonerate parties to a transaction from exercising all their rights and obligations under the transaction documents. This document cannot be reproduced except in full, without prior written approval of the Company. Any unauthorized alteration, forgery or falsification of the content or appearance of this document is unlawful and offenders may be prosecuted to the fullest extent of the law. Unless otherwise stated the results shown in this test report refer only to the sample(s) tested and such sample(s) are retained for 30 days only.
Attention: To check the authenticity of testing /inspection report & certificate, please contact us at telephone: (86-755) 8307 1443, or email: CN.Doccheck@sgs.com
SGS-CSTC Standards Technical Services Co., Ltd. Shenzhen Branch Testing Service EEC Laboratory.
No.1 Workshop, M-10, Middle Section, Science & Technology Park, Shenzhen, China 518057 t (86-755) 26012053 f (86-755) 26710594 www.sgsgroup.com.cn
中国·深圳·科技园中区M-10栋一号厂房 邮编: 518057 t (86-755) 26012053 f (86-755) 26710594 sgs.china@sgs.com
Member of the SGS Group (SGS SA)

2 SAR Measurements System Configuration

2.1 The SAR Measurement System

This SAR Measurement System uses a Computer-controlled 3-D stepper motor system (SPEAG DASY5 professional system). A E-field probe is used to determine the internal electric fields. The SAR can be obtained from the equation SAR= σ (|Ei|2)/ ρ where σ and ρ are the conductivity and mass density of the tissue-Simulate.

The DASY5 system for performing compliance tests consists of the following items:
A standard high precision 6-axis robot (Stabile RX family) with controller, teach pendant and software .An arm extension for accommodation the data acquisition electronics (DAE).

A dosimetric probe, i.e., an isotropic E-field probe optimized and calibrated for usage in tissue simulating liquid. The probe is equipped with an optical surface detector system.

A data acquisition electronics (DAE) which performs the signal amplification, signal multiplexing, AD-conversion, offset measurements, mechanical surface detection, collision detection, etc. The unit is battery powered with standard or rechargeable batteries. The signal is optically transmitted to the EOC.

The Electro-optical converter (EOC) performs the conversion between optical and electrical of the signals for the digital communication to DAE and for the analog signal from the optical surface detection. The EOC is connected to the measurement server.

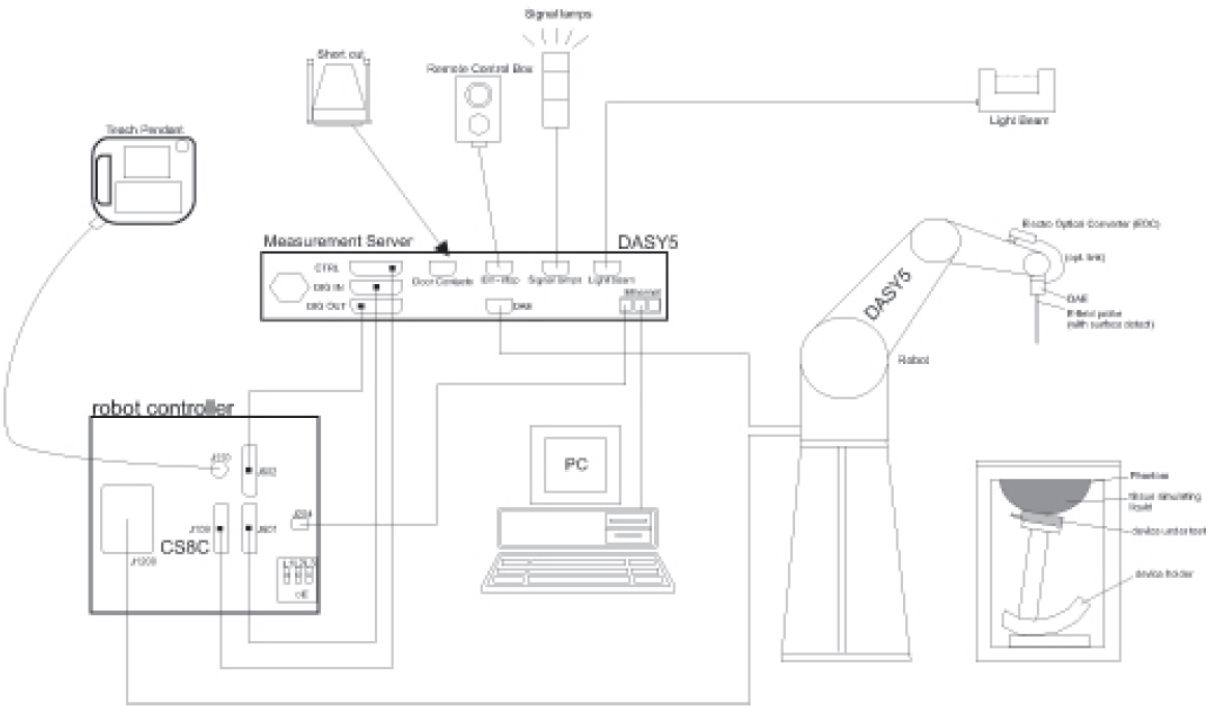

F-1. SAR Measurement System Configuration

Unless otherwise agreed in writing, this document is issued by the Company subject to its General Conditions of Service printed overleaf, available on request or accessible at http://www.sgs.com/en/Terms-and-Conditions.aspx and, for electronic format documents, subject to Terms and Conditions for Electronic Documents at http://www.sgs.com/en/Terms-and-Conditions/Terms-e-Document.aspx. Attention is drawn to the limitation of liability, indemnification and jurisdiction issues defined therein. Any holder of this document is advised that information contained hereon reflects the Company's findings at the time of its intervention only and within the limits of Client's instructions, if any. The Company's sole responsibility is to its Client and this document does not exonerate parties to a transaction from exercising all their rights and obligations under the transaction documents. This document cannot be reproduced except in full, without prior written approval of the Company. Any unauthorized alteration, forgery or falsification of the content or appearance of this document is unlawful and offenders may be prosecuted to the fullest extent of the law. Unless otherwise stated the results shown in this test report refer only to the sample(s) tested and such sample(s) are retained for 30 days only.
Attention: To check the authenticity of testing /inspection report & certificate, please contact us at telephone: (86-755) 8307 1443, or email: CN.Doccheck@sgs.com
No.1 Workshop, M-10, Middle Section, Science & Technology Park, Shenzhen, China 518057 t (86–755) 26012053 f (86–755) 26710594 www.sgsgroup.com.cn
中国·深圳·科技园中区M–10栋一号厂房 邮编: 518057 t (86–755) 26012053 f (86–755) 26710594 sgs.china@sgs.com
Member of the SGS Group (SGS SA)

- The function of the measurement server is to perform the time critical tasks such as signal filtering, control of the robot operation and fast movement interrupts.
- A probe alignment unit which improves the (absolute) accuracy of the probe positioning.
- A computer operating Windows 7.
- DASY5 software.
- Remote control with teach pendant and additional circuitry for robot safety such as warning lamps, etc.
- The SAM twin phantom enabling testing left-hand, right-hand and Body Worn usage.
- The device holder for handheld mobile phones.
- Tissue simulating liquid mixed according to the given recipes.
- Validation dipole kits allowing to validating the proper functioning of the system.

2.2 Isotropic E-field Probe EX3DV4

	Symmetrical design with triangular core Built-in shielding against static charges PEEK enclosure material (resistant to organic solvents, e.g., DGBE)
Calibration	ISO/IEC 17025 calibration service available.
Frequency	10 MHz to > 6 GHz Linearity: ± 0.2 dB (30 MHz to 6 GHz)
Directivity	± 0.3 dB in TSL (rotation around probe axis) ± 0.5 dB in TSL (rotation normal to probe axis)
Dynamic Range	10 µW/g to > 100 mW/g Linearity: ± 0.2 dB (noise: typically < 1 µW/g)
Dimensions	Overall length: 337 mm (Tip: 20 mm) Tip diameter: 2.5 mm (Body: 12 mm) Typical distance from probe tip to dipole centers: 1 mm
Application	High precision dosimetric measurements in any exposure scenario (e.g., very strong gradient fields); the only probe that enables compliance testing for frequencies up to 6 GHz with precision of better 30%.
Compatibility	DASY3, DASY4, DASY52 SAR and higher, EASY4/MRI

Unless otherwise agreed in writing, this document is issued by the Company subject to its General Conditions of Service printed overleaf, available on request or accessible at http://www.sgs.com/en/Terms-and-Conditions.aspx and, for electronic format documents, subject to Terms and Conditions for Electronic Documents at http://www.sgs.com/en/Terms-and-Conditions/Terms-e-Document.aspx. Attention is drawn to the limitation of liability, indemnification and jurisdiction issues defined therein. Any holder of this document is advised that information contained hereon reflects the Company's findings at the time of its intervention only and within the limits of Client's instructions, if any. The Company's sole responsibility is to its Client and this document does not exonerate parties to a transaction from exercising all their rights and obligations under the transaction documents. This document cannot be reproduced except in full, without prior written approval of the Company. Any unauthorized alteration, forgery or falsification of the content or appearance of this document is unlawful and offenders may be prosecuted to the fullest extent of the law. Unless otherwise stated the results shown in this test report refer only to the sample(s) tested and such sample(s) are retained for 30 days only.
Attention: To check the authenticity of testing /inspection report & certificate, please contact us at telephone: (86-755) 8307 1443, or email: CN.Doccheck@sgs.com
SGS-CSTC Standards Technical Services Co., Ltd. Shenzhen Branch Testing Service EEC Laboratory.
No.1 Workshop, M-10, Middle Section, Science & Technology Park, Shenzhen, China 518057 t (86-755) 26012053 f (86-755) 26710594 www.sgsgroup.com.cn
中国·深圳·科技园中区M-10栋一号厂房 邮编: 518057 t (86-755) 26012053 f (86-755) 26710594 sgs.china@sgs.com
Member of the SGS Group (SGS SA)

2.3 Data Acquisition Electronics (DAE)

Model	DAE	
Construction	Signal amplifier, multiplexer, A/D converter and control logic. Serial optical link for communication with DASY4/5 embedded system (fully remote controlled). Two step probe touch detector for mechanical surface detection and emergency robot stop.	
Measurement Range	-100 to +300 mV (16 bit resolution and two range settings: 4mV,400mV)	
Input Offset Voltage	< 5μV (with auto zero)	
Input Bias Current	< 50 f A	
Dimensions	60 x 60 x 68 mm	

2.4 SAM Twin Phantom

Material	Vinylester, glass fiber reinforced (VE-GF)	
Liquid Compatibility	Compatible with all SPEAG tissue simulating liquids (incl. DGBE type)	
Shell Thickness	2 ± 0.2 mm (6 ± 0.2 mm at ear point)	
Dimensions (incl. Wooden Support)	Length: 1000 mm Width: 500 mm Height: adjustable feet	
Filling Volume	approx. 25 liters	
Wooden Support	SPEAG standard phantom table	

The shell corresponds to the specifications of the Specific Anthropomorphic Mannequin (SAM) phantom defined in IEEE 1528 and IEC 62209-1. It enables the dosimetric evaluation of left and right hand phone usage as well as body mounted usage at the flat phantom region. A cover prevents evaporation of the liquid. Reference markings on the phantom allow the complete setup of all predefined phantom positions and measurement grids by teaching three points with the robot.

Twin SAM V5.0 has the same shell geometry and is manufactured from the same material as Twin SAM V4.0, but has reinforced top structure.

Unless otherwise agreed in writing, this document is issued by the Company subject to its General Conditions of Service printed overleaf, available on request or accessible at http://www.sgs.com/en/Terms-and-Conditions.aspx and, for electronic format documents, subject to Terms and Conditions for Electronic Documents at http://www.sgs.com/en/Terms-and-Conditions/Terms-e-Document.aspx. Attention is drawn to the limitation of liability, indemnification and jurisdiction issues defined therein. Any holder of this document is advised that information contained hereon reflects the Company's findings at the time of its intervention only and within the limits of Client's instructions, if any. The Company's sole responsibility is to its Client and this document does not exonerate parties to a transaction from exercising all their rights and obligations under the transaction documents. This document cannot be reproduced except in full, without prior written approval of the Company. Any unauthorized alteration, forgery or falsification of the content or appearance of this document is unlawful and offenders may be prosecuted to the fullest extent of the law. Unless otherwise stated the results shown in this test report refer only to the sample(s) tested and such sample(s) are retained for 30 days only.
Attention: To check the authenticity of testing /inspection report & certificate, please contact us at telephone: (86-755) 8307 1443, or email: CN.Doccheck@sgs.com
SGS-CSTC Standards Technical Services Co., Ltd. Shenzhen Branch Testing Service EEC Laboratory
No.1 Workshop, M-10, Middle Section, Science & Technology Park, Shenzhen, China 518057 t (86-755) 26012053 f (86-755) 26710594 www.sgsgroup.com.cn
中国·深圳·科技园中区M-10栋一号厂房 邮编: 518057 t (86-755) 26012053 f (86-755) 26710594 sgs.china@sgs.com
Member of the SGS Group (SGS SA)

2.5 ELI Phantom

Material	Vinylester, glass fiber reinforced (VE-GF)	
Liquid Compatibility	Compatible with all SPEAG tissue simulating liquids (incl. DGBE type)	
Shell Thickness	2.0 ± 0.2 mm (bottom plate)	
Dimensions	Major axis: 600 mm Minor axis: 400 mm	
Filling Volume	approx. 30 liters	
Wooden Support	SPEAG standard phantom table	

Phantom for compliance testing of handheld and body-mounted wireless devices in the frequency range of 30 MHz to 6 GHz. ELI is fully compatible with the IEC 62209-2 standard and all known tissue simulating liquids. ELI has been optimized regarding its performance and can be integrated into our standard phantom tables. A cover prevents evaporation of the liquid. Reference markings on the phantom allow installation of the complete setup, including all predefined phantom positions and measurement grids, by teaching three points. The phantom is compatible with all SPEAG dosimetric probes and dipoles.

ELI V5.0 has the same shell geometry and is manufactured from the same material as ELI4, but has reinforced top structure.

Unless otherwise agreed in writing, this document is issued by the Company subject to its General Conditions of Service printed overleaf, available on request or accessible at http://www.sgs.com/en/Terms-and-Conditions.aspx and, for electronic format documents, subject to Terms and Conditions for Electronic Documents at http://www.sgs.com/en/Terms-and-Conditions/Terms-e-Document.aspx. Attention is drawn to the limitation of liability, indemnification and jurisdiction issues defined therein. Any holder of this document is advised that information contained hereon reflects the Company's findings at the time of its intervention only and within the limits of Client's instructions, if any. The Company's sole responsibility is to its Client and this document does not exonerate parties to a transaction from exercising all their rights and obligations under the transaction documents. This document cannot be reproduced except in full, without prior written approval of the Company. Any unauthorized alteration, forgery or falsification of the content or appearance of this document is unlawful and offenders may be prosecuted to the fullest extent of the law. Unless otherwise stated the results shown in this test report refer only to the sample(s) tested and such sample(s) are retained for 30 days only.
Attention: To check the authenticity of testing /inspection report & certificate, please contact us at telephone: (86-755) 8307 1443, or email: CN.Doccheck@sgs.com
SGS-CSTC Standards Technical Services Co., Ltd. Shenzhen Branch Testing Center-EEC Laboratory.
No.1 Workshop, M-10, Middle Section, Science & Technology Park, Shenzhen, China 518057 t (86-755) 26012053 f (86-755) 26710594 www.sgsgroup.com.cn
中国·深圳·科技园中区M-10栋一号厂房 邮编: 518057 t (86-755) 26012053 f (86-755) 26710594 sgs.china@sgs.com
Member of the SGS Group (SGS SA)

2.6 Device Holder for Transmitters

F-2. **Device Holder for Transmitters**

- The DASY device holder is designed to cope with different positions given in the standard. It has two scales for the device rotation (with respect to the body axis) and the device inclination (with respect to the line between the ear reference points). The rotation centres for both scales are the ear reference point (ERP). Thus the device needs no repositioning when changing the angles.
- The DASY device holder has been made out of low-loss POM material having the following dielectric parameters: relative permittivity ε=3 and loss tangent δ=0.02. The amount of dielectric material has been reduced in the closest vicinity of the device, since measurements have suggested that the influence of the clamp on the test results could thus be lowered.

Unless otherwise agreed in writing, this document is issued by the Company subject to its General Conditions of Service printed overleaf, available on request or accessible at http://www.sgs.com/en/Terms-and-Conditions.aspx and, for electronic format documents, subject to Terms and Conditions for Electronic Documents at http://www.sgs.com/en/Terms-and-Conditions/Terms-e-Document.aspx. Attention is drawn to the limitation of liability, indemnification and jurisdiction issues defined therein. Any holder of this document is advised that information contained hereon reflects the Company's findings at the time of its intervention only and within the limits of Client's instructions, if any. The Company's sole responsibility is to its Client and this document does not exonerate parties to a transaction from exercising all their rights and obligations under the transaction documents. This document cannot be reproduced except in full, without prior written approval of the Company. Any unauthorized alteration, forgery or falsification of the content or appearance of this document is unlawful and offenders may be prosecuted to the fullest extent of the law. Unless otherwise stated the results shown in this test report refer only to the sample(s) tested and such sample(s) are retained for 30 days only.
Attention: To check the authenticity of testing /inspection report & certificate, please contact us at telephone: (86-755) 8307 1443, or email: CN.Doccheck@sgs.com
SGS-CSTC Standards Technical Services Co., Ltd. Shenzhen Branch Testing Center-EEC Laboratory.
No.1 Workshop, M-10, Middle Section, Science & Technology Park, Shenzhen, China 518057 t (86-755) 26012053 f (86-755) 26710594 www.sgsgroup.com.cn
中国·深圳·科技园中区M-10栋一号厂房 邮编: 518057 t (86-755) 26012053 f (86-755) 26710594 sgs.china@sgs.com
Member of the SGS Group (SGS SA)

2.7 Measurement procedure

2.7.1 Scanning procedure

Step 1: Power reference measurement

The “reference” and “drift” measurements are located at the beginning and end of the batch process. They measure the field drift at one single point in the liquid over the complete procedure.

Step 2: *Area scan*

The SAR distribution at the exposed side of the head was measured at a distance of 4mm from the inner surface of the shell. The area covered the entire dimension of the head and the horizontal grid spacing was 15mm*15mm or 12mm*12mm or 10mm*10mm.Based on the area scan data, the area of the maximum absorption was determined by spline interpolation.

Step 3: *Zoom scan*

Around this point, a volume of 30mm*30mm*30mm (fine resolution volume scan, zoom scan) was assessed by measuring 5x5x7 points (≤2GHz) and 7x7x7 points (≥2GHz). On this basis of this data set, the spatial peak SAR value was evaluated with the following procedure:

The data at the surface was extrapolated, since the centre of the dipoles is 2.0mm away from the tip of the probe and the distance between the surface and the lowest measuring point is 1.2mm. (This can be variable. Refer to the probe specification).The extrapolation was based on a least square algorithm. A polynomial of the fourth order was calculated through the points in z-axes. This polynomial was then used to evaluate the points between the surface and the probe tip. The maximum interpolated value was searched with a straight-forward algorithm. Around this maximum the SAR values averaged over the spatial volumes (1g or 10g) were computed using the 3D-Spline interpolation algorithm. The volume was integrated with the trapezoidal algorithm. One thousand points were interpolated to calculate the average. All neighbouring volumes were evaluated until no neighboring volume with a higher average value was found.

The area and zoom scan resolutions specified in the table below must be applied to the SAR measurements Probe boundary effect error compensation is required for measurements with the probe tip closer than half a probe tip diameter to the phantom surface. Both the probe tip diameter and sensor offset distance must satisfy measurement protocols; to ensure probe boundary effect errors are minimized and the higher fields closest to the phantom surface can be correctly measured and extrapolated to the phantom surface for computing 1-g SAR. Tolerances of the post-processing algorithms must be verified by the test laboratory for the scan resolutions used in the SAR measurements, according to the reference distribution functions specified in IEEE Std. 1528-2013.

Unless otherwise agreed in writing, this document is issued by the Company subject to its General Conditions of Service printed overleaf, available on request or accessible at http://www.sgs.com/en/Terms-and-Conditions.aspx and, for electronic format documents, subject to Terms and Conditions for Electronic Documents at http://www.sgs.com/en/Terms-and-Conditions/Terms-e-Document.aspx. Attention is drawn to the limitation of liability, indemnification and jurisdiction issues defined therein. Any holder of this document is advised that information contained hereon reflects the Company's findings at the time of its intervention only and within the limits of Client's instructions, if any. The Company's sole responsibility is to its Client and this document does not exonerate parties to a transaction from exercising all their rights and obligations under the transaction documents. This document cannot be reproduced except in full, without prior written approval of the Company. Any unauthorized alteration, forgery or falsification of the content or appearance of this document is unlawful and offenders may be prosecuted to the fullest extent of the law. Unless otherwise stated the results shown in this test report refer only to the sample(s) tested and such sample(s) are retained for 30 days only.
Attention: To check the authenticity of testing /inspection report & certificate, please contact us at telephone: (86-755) 8307 1443, or email: CN.Doccheck@sgs.com
SGS-CSTC Standards Technical Services Co., Ltd. Shenzhen Branch Testing Center-EEC Laboratory.
No.1 Workshop, M-10, Middle Section, Science & Technology Park, Shenzhen, China 518057 t (86–755) 26012053 f (86–755) 26710594 www.sgsgroup.com.cn
中国·深圳·科技园中区M–10栋一号厂房 邮编: 518057 t (86–755) 26012053 f (86–755) 26710594 sgs.china@sgs.com
Member of the SGS Group (SGS SA)

			≤ 3 GHz	> 3 GHz
Maximum distance from closest measurement point (geometric center of probe sensors) to phantom surface			5 ± 1 mm	½·δ·ln(2) ± 0.5 mm
Maximum probe angle from probe axis to phantom surface normal at the measurement location			30° ± 1°	20° ± 1°
Maximum area scan spatial resolution: Δx_{Area}, Δy_{Area}			≤ 2 GHz: ≤ 15 mm 2 – 3 GHz: ≤ 12 mm	3 – 4 GHz: ≤ 12 mm 4 – 6 GHz: ≤ 10 mm
			When the x or y dimension of the test device, in the measurement plane orientation, is smaller than the above, the measurement resolution must be ≤ the corresponding x or y dimension of the test device with at least one measurement point on the test device.	
Maximum zoom scan spatial resolution: Δx_{Zoom}, Δy_{Zoom}			≤ 2 GHz: ≤ 8 mm 2 – 3 GHz: ≤ 5 mm*	3 – 4 GHz: ≤ 5 mm* 4 – 6 GHz: ≤ 4 mm*
Maximum zoom scan spatial resolution, normal to phantom surface	uniform grid: $\Delta z_{Zoom}(n)$		≤ 5 mm	3 – 4 GHz: ≤ 4 mm 4 – 5 GHz: ≤ 3 mm 5 – 6 GHz: ≤ 2 mm
	graded grid	$\Delta z_{Zoom}(1)$: between 1st two points closest to phantom surface	≤ 4 mm	3 – 4 GHz: ≤ 3 mm 4 – 5 GHz: ≤ 2.5 mm 5 – 6 GHz: ≤ 2 mm
		$\Delta z_{Zoom}(n>1)$: between subsequent points	$\leq 1.5 \cdot \Delta z_{Zoom}(n-1)$	
Minimum zoom scan volume	x, y, z		≥ 30 mm	3 – 4 GHz: ≥ 28 mm 4 – 5 GHz: ≥ 25 mm 5 – 6 GHz: ≥ 22 mm

Note: δ is the penetration depth of a plane-wave at normal incidence to the tissue medium; see draft standard IEEE P1528-2011 for details.

* When zoom scan is required and the *reported* SAR from the *area scan based 1-g SAR estimation* procedures of KDB 447498 is ≤ 1.4 W/kg, ≤ 8 mm, ≤ 7 mm and ≤ 5 mm zoom scan resolution may be applied, respectively, for 2 GHz to 3 GHz, 3 GHz to 4 GHz and 4 GHz to 6 GHz.

Step 4: Power reference measurement (drift)

The Power Drift Measurement job measures the field at the same location as the most recent power reference measurement job within the same procedure, and with the same settings. The indicated drift is mainly the variation of the DUT's output power and should vary max. ± 5 %

Unless otherwise agreed in writing, this document is issued by the Company subject to its General Conditions of Service printed overleaf, available on request or accessible at http://www.sgs.com/en/Terms-and-Conditions.aspx and, for electronic format documents, subject to Terms and Conditions for Electronic Documents at http://www.sgs.com/en/Terms-and-Conditions/Terms-e-Document.aspx. Attention is drawn to the limitation of liability, indemnification and jurisdiction issues defined therein. Any holder of this document is advised that information contained hereon reflects the Company's findings at the time of its intervention only and within the limits of Client's instructions, if any. The Company's sole responsibility is to its Client and this document does not exonerate parties to a transaction from exercising all their rights and obligations under the transaction documents. This document cannot be reproduced except in full, without prior written approval of the Company. Any unauthorized alteration, forgery or falsification of the content or appearance of this document is unlawful and offenders may be prosecuted to the fullest extent of the law. Unless otherwise stated the results shown in this test report refer only to the sample(s) tested and such sample(s) are retained for 30 days only.
Attention: To check the authenticity of testing /inspection report & certificate, please contact us at telephone: (86-755) 8307 1443, or email: CN.Doccheck@sgs.com
SGS-CSTC Standards Technical Services Co., Ltd. Shenzhen Branch Testing Service EEC Laboratory.
No.1 Workshop, M-10, Middle Section, Science & Technology Park, Shenzhen, China 518057 t (86–755) 26012053 f (86–755) 26710594 www.sgsgroup.com.cn
中国·深圳·科技园中区M–10栋一号厂房 邮编: 518057 t (86–755) 26012053 f (86–755) 26710594 sgs.china@sgs.com
Member of the SGS Group (SGS SA)

2.7.2 Data Storage

The DASY software stores the acquired data from the data acquisition electronics as raw data (in microvolt readings from the probe sensors), together with all necessary software parameters for the data evaluation (probe calibration data, liquid parameters and device frequency and modulation data) in measurement files with the extension “DAE”. The software evaluates the desired unit and format for output each time the data is visualized or exported. This allows verification of the complete software setup even after the measurement and allows correction of incorrect parameter settings. For example, if a measurement has been performed with a wrong crest factor parameter in the device setup, the parameter can be corrected afterwards and the data can be re-evaluated. The measured data can be visualized or exported in different units or formats, depending on the selected probe type ([V/m], [A/m], [°C], [m W/g], [m W/cm²], [dBrel], etc.). Some of these units are not available in certain situations or show meaningless results, e.g., a SAR output in a lossless media will always be zero. Raw data can also be exported to perform the evaluation with other software packages.

2.7.3 Data Evaluation by SEMCAD

The SEMCAD software automatically executes the following procedures to calculate the field units from the microvolt readings at the probe connector. The parameters used in the evaluation are stored in the configuration modules of the software:

Probe parameters: - Sensitivity Normi, ai0, ai1, ai2
- Conversion factor ConvFi
- Diode compression point Dcpi
Device parameters: - Frequency f
- Crest factor cf
Media parameters: - Conductivity ε
- Density ρ

These parameters must be set correctly in the software. They can be found in the component documents or they can be imported into the software from the configuration files issued for the DASY components. In the direct measuring mode of the multimeter option, the parameters of the actual system setup are used. In the scan visualization and export modes, the parameters stored in the corresponding document files are used.

The first step of the evaluation is a linearization of the filtered input signal to account for the compression characteristics of the detector diode. The compensation depends on the input signal, the diode type and the DC-transmission factor from the diode to the evaluation electronics.

If the exciting field is pulsed, the crest factor of the signal must be known to correctly compensate for peak power.

The formula for each channel can be given as:

$$V_i = U_i + U_i^2 \cdot cf / dcp_i$$

With Vi = compensated signal of channel i (i = x, y, z)

Ui = input signal of channel i (i = x, y, z)

cf = crest factor of exciting field (DASY parameter)

dcp i = diode compression point (DASY parameter)

From the compensated input signals the primary field data for each channel can be evaluated:

Unless otherwise agreed in writing, this document is issued by the Company subject to its General Conditions of Service printed overleaf, available on request or accessible at http://www.sgs.com/en/Terms-and-Conditions.aspx and, for electronic format documents, subject to Terms and Conditions for Electronic Documents at http://www.sgs.com/en/Terms-and-Conditions/Terms-e-Document.aspx. Attention is drawn to the limitation of liability, indemnification and jurisdiction issues defined therein. Any holder of this document is advised that information contained hereon reflects the Company's findings at the time of its intervention only and within the limits of Client's instructions, if any. The Company's sole responsibility is to its Client and this document does not exonerate parties to a transaction from exercising all their rights and obligations under the transaction documents. This document cannot be reproduced except in full, without prior written approval of the Company. Any unauthorized alteration, forgery or falsification of the content or appearance of this document is unlawful and offenders may be prosecuted to the fullest extent of the law. Unless otherwise stated the results shown in this test report refer only to the sample(s) tested and such sample(s) are retained for 30 days only.
Attention: To check the authenticity of testing /inspection report & certificate, please contact us at telephone: (86-755) 8307 1443, or email: CN.Doccheck@sgs.com
SGS-CSTC Standards Technical Services Co., Ltd. Shenzhen Branch Testing Service EEC Laboratory.
No.1 Workshop, M-10, Middle Section, Science & Technology Park, Shenzhen, China 518057 t (86-755) 26012053 f (86-755) 26710594 www.sgsgroup.com.cn
中国·深圳·科技园中区M-10栋一号厂房 邮编: 518057 t (86-755) 26012053 f (86-755) 26710594 sgs.china@sgs.com
Member of the SGS Group (SGS SA)

E-field probes:

$$E_i = (V_i / Norm_i \cdot ConvF)^{1/2}$$

H-field probes:

$$H_i = (V_i)^{1/2} \cdot (a_{i0} + a_{i1} f + a_{i2} f^2) / f$$

With Vi = compensated signal of channel i (i = x, y, z)
Normi = sensor sensitivity of channel I (i = x, y, z)
[mV/(V/m)2] for E-field Probes
ConvF = sensitivity enhancement in solution
aij = sensor sensitivity factors for H-field probes
f = carrier frequency [GHz]
Ei = electric field strength of channel i in V/m

Hi = magnetic field strength of channel i in A/m

The RSS value of the field components gives the total field strength (Hermitian magnitude):

$$E_{tot} = (E_x^2 + E_Y^2 + E_z^2)^{1/2}$$

The primary field data are used to calculate the derived field units.

$$SAR = (Etot^2 \cdot \sigma) / (\varepsilon \cdot 1000)$$

with SAR = local specific absorption rate in mW/g

Etot = total field strength in V/m

σ= conductivity in [mho/m] or [Siemens/m]

ε= equivalent tissue density in g/cm3

Note that the density is normally set to 1 (or 1.06), to account for actual brain density rather than the density of the simulation liquid. The power flow density is calculated assuming the excitation field to be a free space field.

$$P_{pwe} = E_{tot}^2{}_2 / 3770 \quad \text{or} \quad P_{pwe} = H_{tot}^2 \cdot 37.7$$

with Ppwe = equivalent power density of a plane wave in mW/cm2
Etot = total electric field strength in V/m

Htot = total magnetic field strength in A/m

Unless otherwise agreed in writing, this document is issued by the Company subject to its General Conditions of Service printed overleaf, available on request or accessible at http://www.sgs.com/en/Terms-and-Conditions.aspx and, for electronic format documents, subject to Terms and Conditions for Electronic Documents at http://www.sgs.com/en/Terms-and-Conditions/Terms-e-Document.aspx. Attention is drawn to the limitation of liability, indemnification and jurisdiction issues defined therein. Any holder of this document is advised that information contained hereon reflects the Company's findings at the time of its intervention only and within the limits of Client's instructions, if any. The Company's sole responsibility is to its Client and this document does not exonerate parties to a transaction from exercising all their rights and obligations under the transaction documents. This document cannot be reproduced except in full, without prior written approval of the Company. Any unauthorized alteration, forgery or falsification of the content or appearance of this document is unlawful and offenders may be prosecuted to the fullest extent of the law. Unless otherwise stated the results shown in this test report refer only to the sample(s) tested and such sample(s) are retained for 30 days only.
Attention: To check the authenticity of testing /inspection report & certificate, please contact us at telephone: (86-755) 8307 1443, or email: CN.Doccheck@sgs.com
SGS-CSTC Standards Technical Services Co., Ltd. Shenzhen Branch Testing Service EEC Laboratory.
No.1 Workshop, M-10, Middle Section, Science & Technology Park, Shenzhen, China 518057 t (86-755) 26012053 f (86-755) 26710594 www.sgsgroup.com.cn
中国·深圳·科技园中区M-10栋一号厂房 邮编: 518057 t (86-755) 26012053 f (86-755) 26710594 sgs.china@sgs.com
Member of the SGS Group (SGS SA)

3 Description of Test Position

3.1 Head Exposure Condition

3.1.1 SAM Phantom Shape

F-3. Front, back, and side views of SAM (model for the phantom shell). Full-head model is for illustration purposes only-procedures in this recommended practice are intended primarily for the phantom setup.

Note: The centre strip including the nose region has a different thickness tolerance.



F-4. Sagittally bisected phantom with extended perimeter (shown placed on its side as used for SAR measurements)



F-5. Close-up side view of phantom, showing the ear region, N-F and B-M lines, and seven cross-sectional plane locations

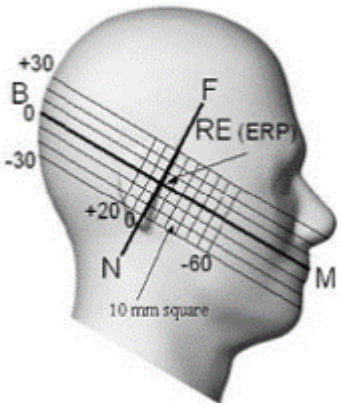

F-6. Side view of the phantom showing relevant markings and seven cross-sectional plane locations

Unless otherwise agreed in writing, this document is issued by the Company subject to its General Conditions of Service printed overleaf, available on request or accessible at http://www.sgs.com/en/Terms-and-Conditions.aspx and, for electronic format documents, subject to Terms and Conditions for Electronic Documents at http://www.sgs.com/en/Terms-and-Conditions/Terms-e-Document.aspx. Attention is drawn to the limitation of liability, indemnification and jurisdiction issues defined therein. Any holder of this document is advised that information contained hereon reflects the Company's findings at the time of its intervention only and within the limits of Client's instructions, if any. The Company's sole responsibility is to its Client and this document does not exonerate parties to a transaction from exercising all their rights and obligations under the transaction documents. This document cannot be reproduced except in full, without prior written approval of the Company. Any unauthorized alteration, forgery or falsification of the content or appearance of this document is unlawful and offenders may be prosecuted to the fullest extent of the law. Unless otherwise stated the results shown in this test report refer only to the sample(s) tested and such sample(s) are retained for 30 days only.
Attention: To check the authenticity of testing /inspection report & certificate, please contact us at telephone: (86-755) 8307 1443, or email: CN.Doccheck@sgs.com
SGS-CSTC Standards Technical Services Co., Ltd. Shenzhen Branch Testing Service EEC Laboratory.
No.1 Workshop, M-10, Middle Section, Science & Technology Park, Shenzhen, China 518057 t (86-755) 26012053 f (86-755) 26710594 www.sgsgroup.com.cn
中国·深圳·科技园中区M-10栋一号厂房 邮编: 518057 t (86-755) 26012053 f (86-755) 26710594 sgs.china@sgs.com
Member of the SGS Group (SGS SA)

3.1.2 EUT constructions

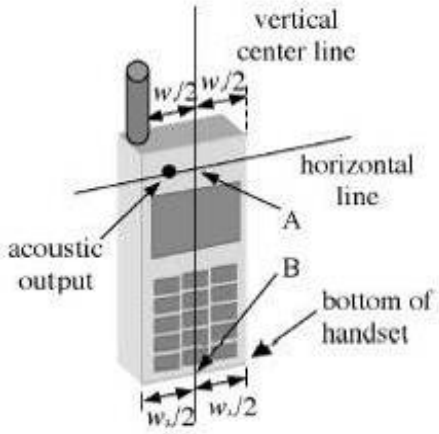

F-7. Handset vertical and horizontal reference lines-“fixed case”

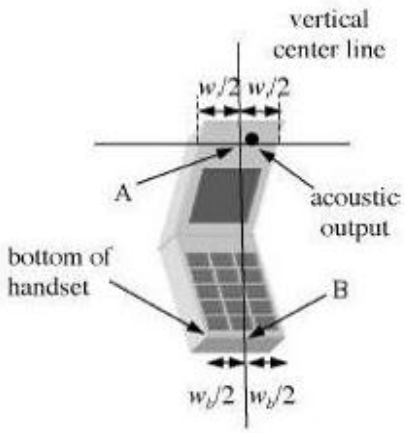

F-8. Handset vertical and horizontal reference lines-“clam-shell case”

3.1.3 Definition of the “cheek” position

a) Position the device with the vertical centre line of the body of the device and the horizontal line crossing the centre of the ear piece in a plane parallel to the sagittal plane of the phantom ("initial position"). While maintaining the device in this plane, align the vertical centre line with the reference plane containing the three ear and mouth reference points (M, RE and LE) and align the centre of the ear piece with the line RE-LE.

b) Translate the mobile phone box towards the phantom with the ear piece aligned with the line LE-RE until telephone touches the ear. While maintaining the device in the reference plane and maintaining the phone contact with the ear, move the bottom of the box until any point on the front side is in contact with the cheek of the phantom or until contact with the ear is lost.

Unless otherwise agreed in writing, this document is issued by the Company subject to its General Conditions of Service printed overleaf, available on request or accessible at http://www.sgs.com/en/Terms-and-Conditions.aspx and, for electronic format documents, subject to Terms and Conditions for Electronic Documents at http://www.sgs.com/en/Terms-and-Conditions/Terms-e-Document.aspx. Attention is drawn to the limitation of liability, indemnification and jurisdiction issues defined therein. Any holder of this document is advised that information contained hereon reflects the Company's findings at the time of its intervention only and within the limits of Client's instructions, if any. The Company's sole responsibility is to its Client and this document does not exonerate parties to a transaction from exercising all their rights and obligations under the transaction documents. This document cannot be reproduced except in full, without prior written approval of the Company. Any unauthorized alteration, forgery or falsification of the content or appearance of this document is unlawful and offenders may be prosecuted to the fullest extent of the law. Unless otherwise stated the results shown in this test report refer only to the sample(s) tested and such sample(s) are retained for 30 days only.
Attention: To check the authenticity of testing /inspection report & certificate, please contact us at telephone: (86-755) 8307 1443, or email: CN.Doccheck@sgs.com
SGS-CSTC Standards Technical Services Co., Ltd. Shenzhen Branch
No.1 Workshop, M-10, Middle Section, Science & Technology Park, Shenzhen, China 518057 t (86–755) 26012053 f (86–755) 26710594 www.sgsgroup.com.cn
中国·深圳·科技园中区M–10栋一号厂房 邮编: 518057 t (86–755) 26012053 f (86–755) 26710594 sgs.china@sgs.com
Member of the SGS Group (SGS SA)

3.1.4 Definition of the "tilted" position

a) Position the device in the "cheek" position described above;

b) While maintaining the device in the reference plane described above and pivoting against the ear, move it outward away from the mouth by an angle of 15 degrees or until contact with the ear is lost.

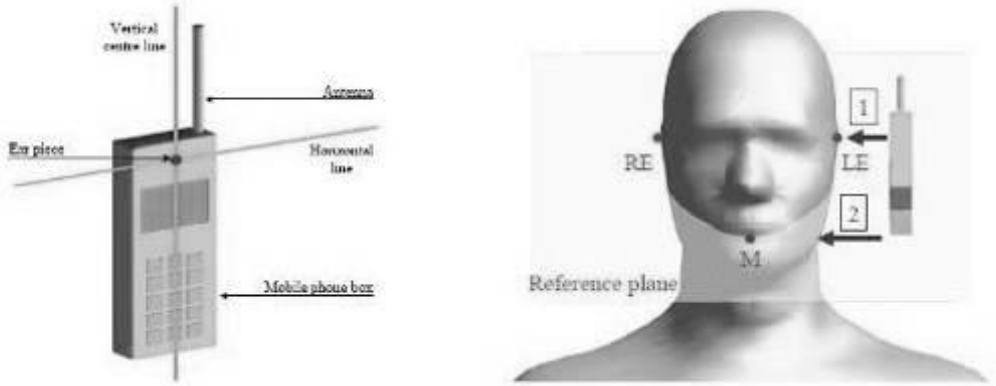

F-9. **Definition of the reference lines and points, on the phone and on the phantom and initial position**

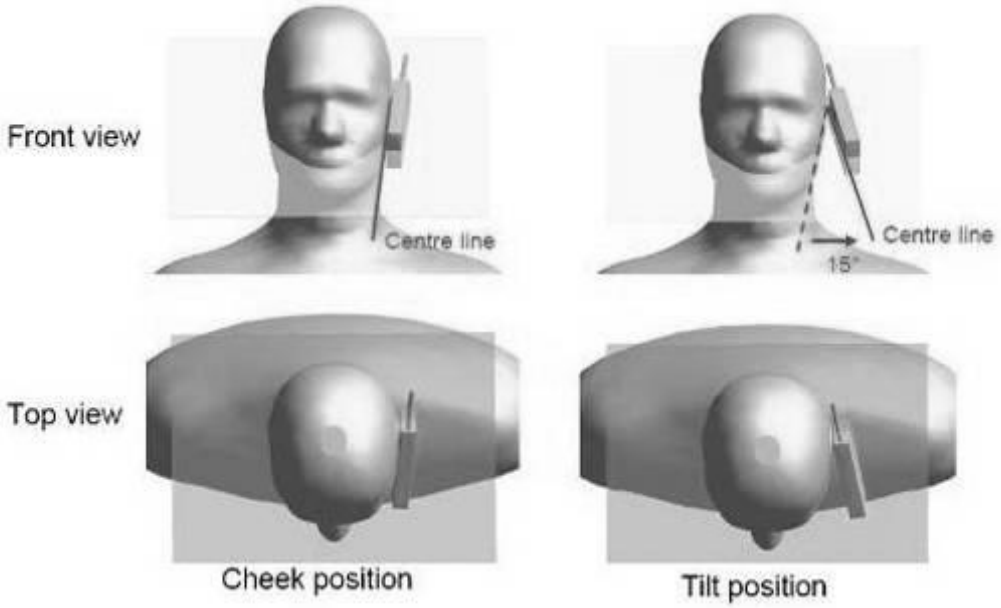

F-10. **"Cheek" and "tilt" positions of the mobile phone on the left side**

Unless otherwise agreed in writing, this document is issued by the Company subject to its General Conditions of Service printed overleaf, available on request or accessible at http://www.sgs.com/en/Terms-and-Conditions.aspx and, for electronic format documents, subject to Terms and Conditions for Electronic Documents at http://www.sgs.com/en/Terms-and-Conditions/Terms-e-Document.aspx. Attention is drawn to the limitation of liability, indemnification and jurisdiction issues defined therein. Any holder of this document is advised that information contained hereon reflects the Company's findings at the time of its intervention only and within the limits of Client's instructions, if any. The Company's sole responsibility is to its Client and this document does not exonerate parties to a transaction from exercising all their rights and obligations under the transaction documents. This document cannot be reproduced except in full, without prior written approval of the Company. Any unauthorized alteration, forgery or falsification of the content or appearance of this document is unlawful and offenders may be prosecuted to the fullest extent of the law. Unless otherwise stated the results shown in this test report refer only to the sample(s) tested and such sample(s) are retained for 30 days only.
Attention: To check the authenticity of testing /inspection report & certificate, please contact us at telephone: (86-755) 8307 1443, or email: CN.Doccheck@sgs.com
SGS-CSTC Standards Technical Services Co., Ltd. Shenzhen Branch Testing Center-EEC Laboratory.
No.1 Workshop, M-10, Middle Section, Science & Technology Park, Shenzhen, China 518057 t (86-755) 26012053 f (86-755) 26710594 www.sgsgroup.com.cn
中国·深圳·科技园中区M-10栋一号厂房 邮编: 518057 t (86-755) 26012053 f (86-755) 26710594 sgs.china@sgs.com
Member of the SGS Group (SGS SA)

3.2 Body Exposure Condition

3.2.1 Body-worn accessory exposure conditions

Body-worn operating configurations should be tested with the belt-clips and holsters attached to the device and positioned against a flat phantom in normal use configurations.

Body-worn operating configurations are tested with the belt-clips and holsters attached to the device and positioned against a flat phantom in a normal use configuration. Per FCC KDB Publication 648474 D04, Body-worn accessory exposure is typically related to voice mode operations when handsets are carried in body-worn accessories. The body-worn accessory procedures in FCC KDB Publication 447498 D01 should be used to test for body-worn accessory SAR compliance, without a headset connected to it. This enables the test results for such configuration to be compatible with that required for hotspot mode when the body-worn accessory test separation distance is greater than or equal to that required for hotspot mode, when applicable. When the reported SAR for a body-worn accessory, measured without a headset connected to the handset, is > 1.2 W/kg, the highest reported SAR configuration for that wireless mode and frequency band should be repeated for that body-worn accessory with a headset attached to the handset.

Accessories for Body-worn operation configurations are divided into two categories: those that do not contain metallic components and those that do contain metallic components. When multiple accessories that do not contain metallic components are supplied with the device, the device is tested with only the accessory that dictates the closest spacing to the body. Then multiple accessories that contain metallic components are tested with the device with each accessory. If multiple accessories share an identical metallic component (i.e. the same metallic belt-clip used with different holsters with no other metallic components) only the accessory that dictates the closest spacing to the body is tested.

Body-worn accessories may not always be supplied or available as options for some devices intended to be authorized for body-worn use. In this case, a test configuration with a separation distance between the back of the device and the flat phantom is used. Test position spacing was documented. Transmitters that are designed to operate in front of a person's face, as in push-to-talk configurations, are tested for SAR compliance with the front of the device positioned to face the flat phantom in head fluid. For devices that are carried next to the body such as a shoulder, waist or chest-worn transmitters, SAR compliance is tested with the accessories, including headsets and microphones, attached to the device and positioned against a flat phantom in a normal use configuration.

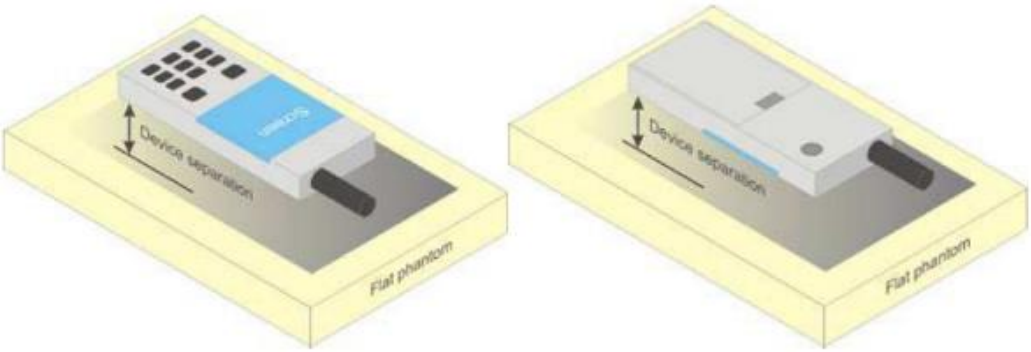

F-11. **Test positions for body-worn devices**

Unless otherwise agreed in writing, this document is issued by the Company subject to its General Conditions of Service printed overleaf, available on request or accessible at http://www.sgs.com/en/Terms-and-Conditions.aspx and, for electronic format documents, subject to Terms and Conditions for Electronic Documents at http://www.sgs.com/en/Terms-and-Conditions/Terms-e-Document.aspx. Attention is drawn to the limitation of liability, indemnification and jurisdiction issues defined therein. Any holder of this document is advised that information contained hereon reflects the Company's findings at the time of its intervention only and within the limits of Client's instructions, if any. The Company's sole responsibility is to its Client and this document does not exonerate parties to a transaction from exercising all their rights and obligations under the transaction documents. This document cannot be reproduced except in full, without prior written approval of the Company. Any unauthorized alteration, forgery or falsification of the content or appearance of this document is unlawful and offenders may be prosecuted to the fullest extent of the law. Unless otherwise stated the results shown in this test report refer only to the sample(s) tested and such sample(s) are retained for 30 days only.
Attention: To check the authenticity of testing /inspection report & certificate, please contact us at telephone: (86-755) 8307 1443, or email: CN.Doccheck@sgs.com
No.1 Workshop, M-10, Middle Section, Science & Technology Park, Shenzhen, China 518057 t (86–755) 26012053 f (86–755) 26710594 www.sgsgroup.com.cn
中国·深圳·科技园中区M–10栋一号厂房 邮编: 518057 t (86–755) 26012053 f (86–755) 26710594 sgs.china@sgs.com
Member of the SGS Group (SGS SA)

3.2.2 Wireless Router exposure conditions

Some battery-operated handsets have the capability to transmit and receive user data through simultaneous transmission of WIFI simultaneously with a separate licensed transmitter. The FCC has provided guidance in FCC KDB Publication 941225 D06 where SAR test considerations for handsets (L x W ≥ 9 cm x 5 cm) are based on a composite test separation distance of 10 mm from the front, back and edges of the device containing transmitting antennas within 2.5 cm of their edges, determined from general mixed use conditions for this type of devices. For devices with form factors smaller than 9 cm x 5 cm, a test separation distance of 5 mm is required.

Unless otherwise agreed in writing, this document is issued by the Company subject to its General Conditions of Service printed overleaf, available on request or accessible at http://www.sgs.com/en/Terms-and-Conditions.aspx and, for electronic format documents, subject to Terms and Conditions for Electronic Documents at http://www.sgs.com/en/Terms-and-Conditions/Terms-e-Document.aspx. Attention is drawn to the limitation of liability, indemnification and jurisdiction issues defined therein. Any holder of this document is advised that information contained hereon reflects the Company's findings at the time of its intervention only and within the limits of Client's instructions, if any. The Company's sole responsibility is to its Client and this document does not exonerate parties to a transaction from exercising all their rights and obligations under the transaction documents. This document cannot be reproduced except in full, without prior written approval of the Company. Any unauthorized alteration, forgery or falsification of the content or appearance of this document is unlawful and offenders may be prosecuted to the fullest extent of the law. Unless otherwise stated the results shown in this test report refer only to the sample(s) tested and such sample(s) are retained for 30 days only.
Attention: To check the authenticity of testing /inspection report & certificate, please contact us at telephone: (86-755) 8307 1443, or email: CN.Doccheck@sgs.com
SGS-CSTC Standards Technical Services Co., Ltd. Shenzhen Branch Testing Center-EEC Laboratory.
No.1 Workshop, M-10, Middle Section, Science & Technology Park, Shenzhen, China 518057 t (86-755) 26012053 f (86-755) 26710594 www.sgsgroup.com.cn
中国·深圳·科技园中区M-10栋一号厂房 邮编: 518057 t (86-755) 26012053 f (86-755) 26710594 sgs.china@sgs.com
Member of the SGS Group (SGS SA)

3.3 Extremity exposure conditions

Per FCC KDB 648474D04, for smart phones with a display diagonal dimension > 15.0 cm or an overall diagonal dimension > 16.0 cm that provide similar mobile web access and multimedia support found in mini-tablets or UMPC mini-tablets that support voice calls next to the ear, the device is marketed as “Phablet”.

The UMPC mini-tablet procedures must also be applied to test the SAR of all surfaces and edges with an antenna located at ≤ 25 mm from that surface or edge, in direct contact with a flat phantom, for Product Specific 10-g SAR according to the body-equivalent tissue dielectric parameters in KDB 865664 to address interactive hand use exposure conditions. The UMPC mini-tablet 1-g SAR at 5 mm is not required. When hotspot mode applies, Product Specific 10-g SAR is required only for the surfaces and edges with hotspot mode 1-g reported SAR > 1.2 W/kg; however, when power reduction applies to hotspot mode the measured SAR must be scaled to the maximum output power, including tolerance, allowed for phablet modes to compare with the 1.2 W/kg SAR test reduction threshold.

Due to the SAR result, only the following frequency bands need to test with 0mm for the Product Specific 10-g SAR, the others are not required.

LTE Band 7：

Test position of Hotspot with 10mm	BW.	Test mode	Test Ch./Freq.	Duty Cycle	SAR (W/kg) 1-g	SAR (W/kg) 10-g	Power Drift(dB)	Conducted power (dBm)	Tune up Limit (dBm)	Scaled factor	Scaled SAR1g (W/kg)	Scaled SAR10g (W/kg)	Product Specific 10-g SAR SAR Exclusion
Test data with Battery 1# (1RB)													
Front side	20	QPSK 1RB_50	21350/2560	1:1	0.393	0.185	-0.10	19.90	23.50	2.291	0.900	0.424	Yes
Back side	20	QPSK 1RB_50	21350/2560	1:1	0.539	0.246	-0.03	19.90	23.50	2.291	1.235	0.564	No
Left side	20	QPSK 1RB_50	21350/2560	1:1	0.095	0.048	0.02	19.90	23.50	2.291	0.218	0.110	Yes
Right side	20	QPSK 1RB_50	21350/2560	1:1	0.134	0.068	0.01	19.90	23.50	2.291	0.307	0.156	Yes
Bottom side	20	QPSK 1RB_50	21350/2560	1:1	0.916	0.398	-0.11	19.90	23.50	2.291	2.098	0.912	No
Bottom side	20	QPSK 1RB_50	20850/2510	1:1	1.130	0.505	0.07	19.85	23.50	2.317	2.619	1.170	No
Bottom side - repeat	20	QPSK 1RB_50	20850/2510	1:1	1.120	0.501	0.01	19.85	23.50	2.317	2.595	1.161	No
Bottom side	20	QPSK 1RB_50	21100/2535.5	1:1	1.000	0.441	0.03	19.70	23.50	2.399	2.399	1.058	No
Test data with Battery 1# (50%RB)													
Front side	20	QPSK 50RB_0	21350/2560	1:1	0.410	0.192	0.02	19.99	22.50	1.782	0.731	0.342	Yes
Back side	20	QPSK 50RB_0	21350/2560	1:1	0.566	0.258	-0.02	19.99	22.50	1.782	1.009	0.460	Yes
Left side	20	QPSK 50RB_0	21350/2560	1:1	0.078	0.039	0.09	19.99	22.50	1.782	0.138	0.070	Yes
Right side	20	QPSK 50RB_0	21350/2560	1:1	0.132	0.066	-0.08	19.99	22.50	1.782	0.235	0.118	Yes
Bottom side	20	QPSK 50RB_0	21350/2560	1:1	0.901	0.393	-0.08	19.99	22.50	1.782	1.606	0.700	No
Bottom side	20	QPSK 50RB_25	20850/2510	1:1	1.040	0.465	-0.04	19.81	22.50	1.858	1.932	0.864	No
Bottom side	20	QPSK 50RB_50	21100/2535.5	1:1	0.992	0.435	-0.02	19.94	22.50	1.803	1.789	0.784	No
Test data with Battery 1# (100%RB)													
Bottom side	20	QPSK 100RB_0	21100/2535.5	1:1	1.010	0.448	0.02	19.94	22.50	1.803	1.821	0.808	No
Body Test Data at the worst case with Battery 2#													
Bottom side	20	QPSK 1RB_50	20850/2510	1:1	1.010	0.456	0.03	19.85	23.50	2.317	2.341	1.057	No

Unless otherwise agreed in writing, this document is issued by the Company subject to its General Conditions of Service printed overleaf, available on request or accessible at http://www.sgs.com/en/Terms-and-Conditions.aspx and, for electronic format documents, subject to Terms and Conditions for Electronic Documents at http://www.sgs.com/en/Terms-and-Conditions/Terms-e-Document.aspx. Attention is drawn to the limitation of liability, indemnification and jurisdiction issues defined therein. Any holder of this document is advised that information contained hereon reflects the Company's findings at the time of its intervention only and within the limits of Client's instructions, if any. The Company's sole responsibility is to its Client and this document does not exonerate parties to a transaction from exercising all their rights and obligations under the transaction documents. This document cannot be reproduced except in full, without prior written approval of the Company. Any unauthorized alteration, forgery or falsification of the content or appearance of this document is unlawful and offenders may be prosecuted to the fullest extent of the law. Unless otherwise stated the results shown in this test report refer only to the sample(s) tested and such sample(s) are retained for 30 days only.
Attention: To check the authenticity of testing /inspection report & certificate, please contact us at telephone: (86-755) 8307 1443, or email: CN.Doccheck@sgs.com
No.1 Workshop, M-10, Middle Section, Science & Technology Park, Shenzhen, China 518057 t (86–755) 26012053 f (86–755) 26710594 www.sgsgroup.com.cn
中国·深圳·科技园中区M–10栋一号厂房 邮编: 518057 t (86–755) 26012053 f (86–755) 26710594 sgs.china@sgs.com
Member of the SGS Group (SGS SA)

4 SAR System Verification Procedure

4.1 Tissue Simulate Liquid

4.1.1 Recipes for Tissue Simulate Liquid

The bellowing tables give the recipes for tissue simulating liquids to be used in different frequency bands：

Ingredients (% by weight)	Frequency (MHz)				
	450	700-900	1750-2000	2300-2500	2500-2700
Water	38.56	40.30	55.24	55.00	54.92
Salt (NaCl)	3.95	1.38	0.31	0.2	0.23
Sucrose	56.32	57.90	0	0	0
HEC	0.98	0.24	0	0	0
Bactericide	0.19	0.18	0	0	0
Tween	0	0	44.45	44.80	44.85
Salt: 99+% Pure Sodium Chloride Water: De-ionized, 16 MΩ+ resistivity Tween: Polyoxyethylene (20) sorbitan monolaurate			Sucrose: 98+% Pure Sucrose HEC: Hydroxyethyl Cellulose		
HSL5GHz is composed of the following ingredients： Water：50-65% Mineral oil：10-30% Emulsifiers：8-25% Sodium salt：0-1.5%					

Table 1： Recipe of Tissue Simulate Liquid

Unless otherwise agreed in writing, this document is issued by the Company subject to its General Conditions of Service printed overleaf, available on request or accessible at http://www.sgs.com/en/Terms-and-Conditions.aspx and, for electronic format documents, subject to Terms and Conditions for Electronic Documents at http://www.sgs.com/en/Terms-and-Conditions/Terms-e-Document.aspx. Attention is drawn to the limitation of liability, indemnification and jurisdiction issues defined therein. Any holder of this document is advised that information contained hereon reflects the Company's findings at the time of its intervention only and within the limits of Client's instructions, if any. The Company's sole responsibility is to its Client and this document does not exonerate parties to a transaction from exercising all their rights and obligations under the transaction documents. This document cannot be reproduced except in full, without prior written approval of the Company. Any unauthorized alteration, forgery or falsification of the content or appearance of this document is unlawful and offenders may be prosecuted to the fullest extent of the law. Unless otherwise stated the results shown in this test report refer only to the sample(s) tested and such sample(s) are retained for 30 days only.
Attention: To check the authenticity of testing /inspection report & certificate, please contact us at telephone: (86-755) 8307 1443, or email: CN.Doccheck@sgs.com
SGS-CSTC Standards Technical Services Co., Ltd. Shenzhen Branch Testing Center-EEC Laboratory.
No.1 Workshop, M-10, Middle Section, Science & Technology Park, Shenzhen, China 518057 t (86-755) 26012053 f (86-755) 26710594 www.sgsgroup.com.cn
中国·深圳·科技园中区M-10栋一号厂房 邮编: 518057 t (86-755) 26012053 f (86-755) 26710594 sgs.china@sgs.com
Member of the SGS Group (SGS SA)

4.1.2 Measurement for Tissue Simulate Liquid

The dielectric properties for this Tissue Simulate Liquids were measured by using the Agilent Model 85070E Dielectric Probe in conjunction with Agilent E5071C Network Analyzer (300 KHz-8500 MHz). The Conductivity (σ) and Permittivity (ρ) are listed in Table 2. For the SAR measurement given in this report. The temperature variation of the Tissue Simulate Liquids was 22±2°C.

Tissue Type	Measured Frequency (MHz)	Target Tissue (±5%)		Measured Tissue		Liquid Temp.	Measured Date
		ε_r	σ(S/m)	ε_r	σ(S/m)	(℃)	
750 Head	750	41.9 (39.81~44)	0.89 (0.85~0.94)	42.499	0.884	22.1	2019/11/23
835 Head	835	41.5 (39.43~43.58)	0.90 (0.86~0.95)	40.798	0.886	22.1	2019/11/28
835 Head	835	41.5 (39.43~43.58)	0.90 (0.86~0.95)	41.760	0.939	22.1	2019/11/29
1750 Head	1750	40.1 (38.10~42.11)	1.37 (1.30~1.44)	40.342	1.323	22.2	2019/11/22
1900 Head	1900	40.0 (38.00~42.00)	1.40 (1.33~1.47)	40.221	1.369	22.3	2019/11/27
1900 Head	1900	40.0 (38.00~42.00)	1.40 (1.33~1.47)	41.171	1.437	22.3	2019/12/3
2450 Head	2450	39.20 (37.24~41.16)	1.80 (1.71~1.89)	38.488	1.878	22.0	2019/11/24
2600 Head	2600	39.0 (37.05~40.95)	1.96 (1.86~2.06)	40.215	1.932	22.1	2019/12/3

Table 2： Measurement result of Tissue electric parameters

Unless otherwise agreed in writing, this document is issued by the Company subject to its General Conditions of Service printed overleaf, available on request or accessible at http://www.sgs.com/en/Terms-and-Conditions.aspx and, for electronic format documents, subject to Terms and Conditions for Electronic Documents at http://www.sgs.com/en/Terms-and-Conditions/Terms-e-Document.aspx. Attention is drawn to the limitation of liability, indemnification and jurisdiction issues defined therein. Any holder of this document is advised that information contained hereon reflects the Company's findings at the time of its intervention only and within the limits of Client's instructions, if any. The Company's sole responsibility is to its Client and this document does not exonerate parties to a transaction from exercising all their rights and obligations under the transaction documents. This document cannot be reproduced except in full, without prior written approval of the Company. Any unauthorized alteration, forgery or falsification of the content or appearance of this document is unlawful and offenders may be prosecuted to the fullest extent of the law. Unless otherwise stated the results shown in this test report refer only to the sample(s) tested and such sample(s) are retained for 30 days only.
Attention: To check the authenticity of testing /inspection report & certificate, please contact us at telephone: (86-755) 8307 1443, or email: CN.Doccheck@sgs.com
SGS-CSTC Standards Technical Services Co., Ltd. Shenzhen Branch Testing Center EEC Laboratory.
No.1 Workshop, M-10, Middle Section, Science & Technology Park, Shenzhen, China 518057 t (86-755) 26012053 f (86-755) 26710594 www.sgsgroup.com.cn
中国·深圳·科技园中区M-10栋一号厂房 邮编: 518057 t (86-755) 26012053 f (86-755) 26710594 sgs.china@sgs.com
Member of the SGS Group (SGS SA)

4.2 SAR System Check

The microwave circuit arrangement for system Check is sketched in F-12. The daily system accuracy verification occurs within the flat section of the SAM phantom. A SAR measurement was performed to see if the measured SAR was within +/- 10% from the target SAR values. The tests were conducted on the same days as the measurement of the EUT. The obtained results from the system accuracy verification are displayed in the following table 3(A power level of 250mw (below 3GHz) or 100mw (3-6GHz) was input to the dipole antenna). During the tests, the ambient temperature of the laboratory was in the range 22±2°C, the relative humidity was in the range 60% and the liquid depth above the ear reference points was above 15±0.5 cm in all the cases. It is seen that the system is operating within its specification, as the results are within acceptable tolerance of the reference values.

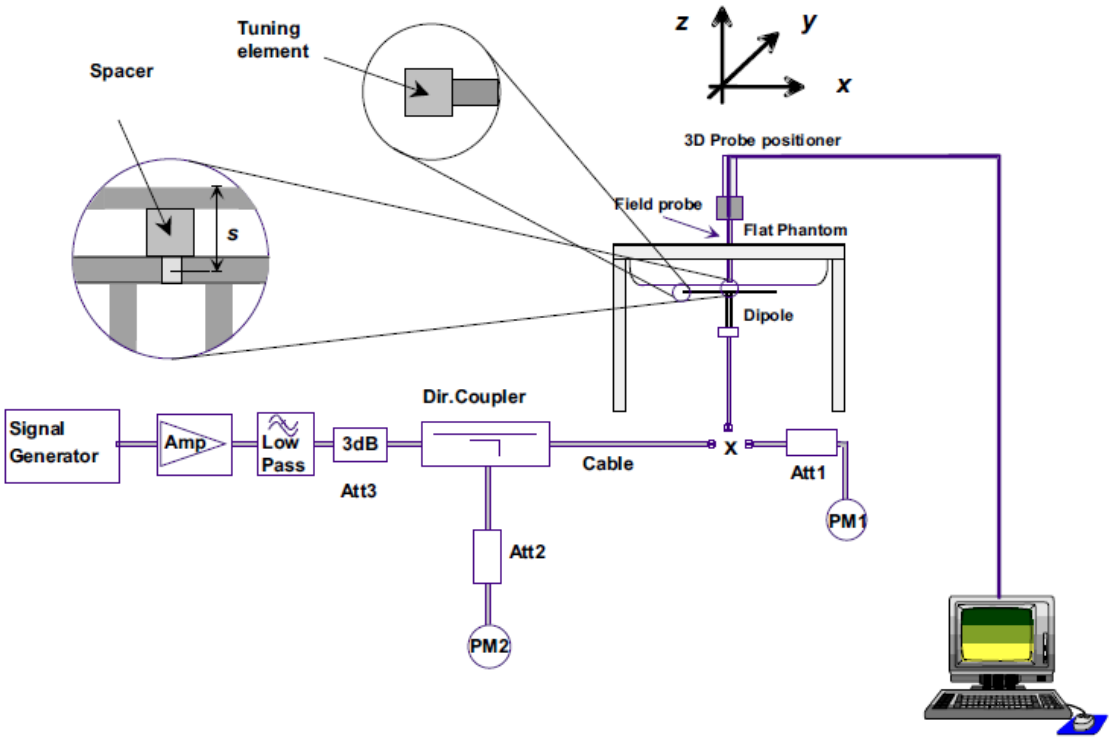

F-12. the microwave circuit arrangement used for SAR system check

Unless otherwise agreed in writing, this document is issued by the Company subject to its General Conditions of Service printed overleaf, available on request or accessible at http://www.sgs.com/en/Terms-and-Conditions.aspx and, for electronic format documents, subject to Terms and Conditions for Electronic Documents at http://www.sgs.com/en/Terms-and-Conditions/Terms-e-Document.aspx. Attention is drawn to the limitation of liability, indemnification and jurisdiction issues defined therein. Any holder of this document is advised that information contained hereon reflects the Company's findings at the time of its intervention only and within the limits of Client's instructions, if any. The Company's sole responsibility is to its Client and this document does not exonerate parties to a transaction from exercising all their rights and obligations under the transaction documents. This document cannot be reproduced except in full, without prior written approval of the Company. Any unauthorized alteration, forgery or falsification of the content or appearance of this document is unlawful and offenders may be prosecuted to the fullest extent of the law. Unless otherwise stated the results shown in this test report refer only to the sample(s) tested and such sample(s) are retained for 30 days only.
Attention: To check the authenticity of testing /inspection report & certificate, please contact us at telephone: (86-755) 8307 1443, or email: CN.Doccheck@sgs.com
SGS-CSTC Standards Technical Services Co., Ltd. Shenzhen Branch Testing Center-EEC Laboratory.
No.1 Workshop, M-10, Middle Section, Science & Technology Park, Shenzhen, China 518057 t (86-755) 26012053 f (86-755) 26710594 www.sgsgroup.com.cn
中国·深圳·科技园中区M-10栋一号厂房 邮编: 518057 t (86-755) 26012053 f (86-755) 26710594 sgs.china@sgs.com
Member of the SGS Group (SGS SA)

4.2.1 Justification for Extended SAR Dipole Calibrations

1) Referring to KDB865664 D01 requirements for dipole calibration, instead of the typical annual calibration recommended by measurement standards, longer calibration intervals of up to three years may be considered when it is demonstrated that the SAR target, impedance and return loss of a dipole have remain stable according to the following requirements. Each measured dipole is expected to evaluate with the following criteria at least on annual interval in Appendix C.

a) There is no physical damage on the dipole;
b) System check with specific dipole is within 10% of calibrated value;
c) Return-loss is within 10% of calibrated measurement;
d) Impedance is within 5Ω from the previous measurement.

2) Network analyzer probe calibration against air, distilled water and a shorting block performed before measuring liquid parameters.

Unless otherwise agreed in writing, this document is issued by the Company subject to its General Conditions of Service printed overleaf, available on request or accessible at http://www.sgs.com/en/Terms-and-Conditions.aspx and, for electronic format documents, subject to Terms and Conditions for Electronic Documents at http://www.sgs.com/en/Terms-and-Conditions/Terms-e-Document.aspx. Attention is drawn to the limitation of liability, indemnification and jurisdiction issues defined therein. Any holder of this document is advised that information contained hereon reflects the Company's findings at the time of its intervention only and within the limits of Client's instructions, if any. The Company's sole responsibility is to its Client and this document does not exonerate parties to a transaction from exercising all their rights and obligations under the transaction documents. This document cannot be reproduced except in full, without prior written approval of the Company. Any unauthorized alteration, forgery or falsification of the content or appearance of this document is unlawful and offenders may be prosecuted to the fullest extent of the law. Unless otherwise stated the results shown in this test report refer only to the sample(s) tested and such sample(s) are retained for 30 days only.
Attention: To check the authenticity of testing /inspection report & certificate, please contact us at telephone: (86-755) 8307 1443, or email: CN.Doccheck@sgs.com
SGS-CSTC Standards Technical Services Co., Ltd. Shenzhen Branch Testing Center-EEC Laboratory.
No.1 Workshop, M-10, Middle Section, Science & Technology Park, Shenzhen, China 518057 t (86-755) 26012053 f (86-755) 26710594 www.sgsgroup.com.cn
中国·深圳·科技园中区M-10栋一号厂房 邮编: 518057 t (86-755) 26012053 f (86-755) 26710594 sgs.china@sgs.com
Member of the SGS Group (SGS SA)

4.2.2 Summary System Check Result(s)

Validation Kit		Measured SAR 250mW	Measured SAR 250mW	Measured SAR (normalized to 1W)	Measured SAR (normalized to 1W)	Target SAR (normalized to 1W) (±10%)	Target SAR (normalized to 1W) (±10%)	Liquid Temp. (℃)	Measured Date
		1g (W/kg)	10g (W/kg)	1g (W/kg)	10g (W/kg)	1-g(W/kg)	10-g(W/kg)		
D750V3	Head	2.16	1.41	8.64	5.64	8.39 (7.55~9.23)	5.63 (5.07~6.19)	22.1	2019/11/23
D835V2	Head	2.47	1.61	9.88	6.44	9.59 (8.63~10.55)	6.29 (5.66~6.92)	22.1	2019/11/28
D835V2	Head	2.61	1.70	10.44	6.80	9.59 (8.63~10.55)	6.29 (5.66~6.92)	22.1	2019/11/29
D1750V2	Head	9.45	5.01	37.80	20.04	36.3 (32.67~39.93)	19.2 (17.28~21.12)	22.2	2019/11/22
D1900V2	Head	10.20	5.24	40.80	20.96	40.7 (36.63~44.77)	21.1 (18.99~23.21)	22.3	2019/11/27
D1900V2	Head	10.60	5.49	42.40	21.96	40.7 (36.63~44.77)	21.1 (18.99~23.21)	22.3	2019/12/3
D2450V2	Head	13.70	6.33	54.80	25.32	53.1 (47.79~58.41)	24.9 (22.41~27.39)	22.0	2019/11/24
D2600V2	Head	13.30	5.95	53.20	23.80	56.8 (51.12~62.48)	24.9 (22.41~27.39)	22.1	2019/12/3

Table 3： SAR System Check Result

4.2.3 Detailed System Check Results

Please see the Appendix A

Unless otherwise agreed in writing, this document is issued by the Company subject to its General Conditions of Service printed overleaf, available on request or accessible at http://www.sgs.com/en/Terms-and-Conditions.aspx and, for electronic format documents, subject to Terms and Conditions for Electronic Documents at http://www.sgs.com/en/Terms-and-Conditions/Terms-e-Document.aspx. Attention is drawn to the limitation of liability, indemnification and jurisdiction issues defined therein. Any holder of this document is advised that information contained hereon reflects the Company's findings at the time of its intervention only and within the limits of Client's instructions, if any. The Company's sole responsibility is to its Client and this document does not exonerate parties to a transaction from exercising all their rights and obligations under the transaction documents. This document cannot be reproduced except in full, without prior written approval of the Company. Any unauthorized alteration, forgery or falsification of the content or appearance of this document is unlawful and offenders may be prosecuted to the fullest extent of the law. Unless otherwise stated the results shown in this test report refer only to the sample(s) tested and such sample(s) are retained for 30 days only.
Attention: To check the authenticity of testing /inspection report & certificate, please contact us at telephone: (86-755) 8307 1443, or email: CN.Doccheck@sgs.com
SGS-CSTC Standards Technical Services Co., Ltd. Shenzhen Branch Testing Center-EEC Laboratory.
No.1 Workshop, M-10, Middle Section, Science & Technology Park, Shenzhen, China 518057 t (86-755) 26012053 f (86-755) 26710594 www.sgsgroup.com.cn
中国·深圳·科技园中区M-10栋一号厂房 邮编: 518057 t (86-755) 26012053 f (86-755) 26710594 sgs.china@sgs.com
Member of the SGS Group (SGS SA)

5 Test results and Measurement Data

5.1 3G SAR Test Reduction Procedure

According to KDB 941225D01, in the following procedures, the mode tested for SAR is referred to as the primary mode. The equivalent modes considered for SAR test reduction are denoted as secondary modes. Both primary and secondary modes must be in the same frequency band. When the maximum output power and tune-up tolerance specified for production units in a secondary mode is ≤ ¼ dB higher than the primary mode or when the highest reported SAR of the primary mode is scaled by the ratio of specified maximum output power and tune-up tolerance of secondary to primary mode and the adjusted SAR is ≤ 1.2 W/kg, SAR measurement is not required for the secondary mode. This is referred to as the 3G SAR test reduction procedure in the following SAR test guidance, where the primary mode is identified in the applicable wireless mode test procedures and the secondary mode is wireless mode being considered for SAR test reduction by that procedure. When the 3G SAR test reduction procedure is not satisfied, it is identified as “otherwise” in the applicable procedures; SAR measurement is required for the secondary mode.

5.2 Operation Configurations

5.2.1 GSM Test Configuration

SAR tests for GSM 850 and GSM 1900, a communication link is set up with a base station by air link. Using CMW500 the power lever is set to “5”and “0” in SAR of GSM 850 and GSM 1900. The tests in the band of GSM 850 and GSM 1900 are performed in the mode of GPRS/EGPRS function. Since the GPRS class is 12 for this EUT, it has at most 4 timeslots in uplink and at most 4 timeslots in downlink, the maximum total timeslot is 5. The EGPRS class is 12 for this EUT, it has at most 4 timeslots in uplink, and at most 4 timeslots in downlink, the maximum total timeslot is 5.

SAR test reduction for GPRS and EDGE modes is determined by the source-based time-averaged output power specified for production units, including tune-up tolerance. The data mode with highest specified time-averaged output power should be tested for SAR compliance in the applicable exposure conditions. For modes with the same specified maximum output power and tolerance, the higher number time-slot configuration should be tested.

When SAR tests for EGPRS mode is necessary, GMSK modulation should be used to minimize SAR measurement error due to higher peak-to-average power (PAR) ratios inherent in 8-PSK.

The 3G SAR test reduction procedure is applied to 8-PSK EDGE with GMSK GPRS/EDGE as the primary mode

Unless otherwise agreed in writing, this document is issued by the Company subject to its General Conditions of Service printed overleaf, available on request or accessible at http://www.sgs.com/en/Terms-and-Conditions.aspx and, for electronic format documents, subject to Terms and Conditions for Electronic Documents at http://www.sgs.com/en/Terms-and-Conditions/Terms-e-Document.aspx. Attention is drawn to the limitation of liability, indemnification and jurisdiction issues defined therein. Any holder of this document is advised that information contained hereon reflects the Company's findings at the time of its intervention only and within the limits of Client's instructions, if any. The Company's sole responsibility is to its Client and this document does not exonerate parties to a transaction from exercising all their rights and obligations under the transaction documents. This document cannot be reproduced except in full, without prior written approval of the Company. Any unauthorized alteration, forgery or falsification of the content or appearance of this document is unlawful and offenders may be prosecuted to the fullest extent of the law. Unless otherwise stated the results shown in this test report refer only to the sample(s) tested and such sample(s) are retained for 30 days only.
Attention: To check the authenticity of testing /inspection report & certificate, please contact us at telephone: (86-755) 8307 1443, or email: CN.Doccheck@sgs.com
SGS-CSTC Standards Technical Services Co., Ltd. Shenzhen Branch
No.1 Workshop, M-10, Middle Section, Science & Technology Park, Shenzhen, China 518057 t (86–755) 26012053 f (86–755) 26710594 www.sgsgroup.com.cn
中国·深圳·科技园中区M–10栋一号厂房 邮编: 518057 t (86–755) 26012053 f (86–755) 26710594 sgs.china@sgs.com
Member of the SGS Group (SGS SA)

5.2.2 WCDMA Test Configuration

1）. Output Power Verification

Maximum output power is verified on the high, middle and low channels according to procedures described in section 5.2 of 3GPP TS 34.121, using the appropriate RMC or AMR with TPC (transmit power control) set to all "1's" for WCDMA/HSDPA or by applying the required inner loop power control procedures to maintain maximum output power while HSUPA is active. Results for all applicable physical channel configurations (DPCCH, DPDCHn and spreading codes, HSDPA, HSPA) are required in the SAR report. All configurations that are not supported by the handset or cannot be measured due to technical or equipment limitations must be clearly identified.

2）. Head SAR

SAR for next to the ear head exposure is measured using a 12.2 kbps RMC with TPC bits configured to all "1's". The 3G SAR test reduction procedure is applied to AMR configurations with 12.2 kbps RMC as the primary mode. Otherwise, SAR is measured for 12.2 kbps AMR in 3.4 kbps SRB (signaling radio bearer) using the highest reported SAR configuration in 12.2 kbps RMC for head exposure

3）. Body SAR

SAR for body configurations is measured using a 12.2 kbps RMC with TPC bits configured to all "1's". The 3G SAR test reduction procedure is applied to other spreading codes and multiple DPDCHn configurations supported by the handset with 12.2 kbps RMC as the primary mode. Otherwise, SAR is measured using an applicable RMC configuration with the corresponding spreaing code or DPDCHn, for the highest reported body-worn accessory exposure SAR configuration in 12.2 kbps RMC. When more than 2 DPDCHn are supported by the handset, it may be necessary to configure additional DPDCHn using FTM (Factory Test Mode) or other chipset based test approaches with parameters similar to those used in 384 kbps and 768 kbps RMC.

4）. HSDPA / HSUPA / DC-HSDPA

According to KDB 941225 D01v03, RMC 12.2kbps setting is used to evaluate SAR. If the maximum output power and tune-up tolerance specified for production units in HSDPA / HSUPA / DC-HSDPA is ≤ ¼ dB higher than RMC 12.2Kbps or when the highest reported SAR of the RMC12.2Kbps is scaled by the ratio of specified maximum output power and tune-up tolerance of HSDPA / HSUPA / DC-HSDPA to RMC12.2Kbps and the adjusted SAR is ≤ 1.2 W/kg, SAR measurement is not required for HSDPA / HSUPA / DC-HSDPA

a) HSDPA

HSDPA is configured according to the applicable UE category of a test device. The number of HS-DSCH/HS-PDSCHs, HARQ processes, minimum inter-TTI interval, transport block sizes and RV coding sequence are defined by the H-set. To maintain a consistent test configuration and stable transmission conditions, QPSK is used in the H-set for SAR testing. HS-DPCCH should be configured with a CQI feedback cycle of 4 ms and a CQI repetition factor of 2 to maintain a constant rate of active CQI slots. DPCCH and DPDCH gain factors(βc, βd), and HS-DPCCH power offset parameters (ΔACK, ΔNACK, ΔCQI) are set according to values indicated in the following table The CQI value is determined by the UE category, transport block size, number of HS-PDSCHs and modulation used in the H-set.

Unless otherwise agreed in writing, this document is issued by the Company subject to its General Conditions of Service printed overleaf, available on request or accessible at http://www.sgs.com/en/Terms-and-Conditions.aspx and, for electronic format documents, subject to Terms and Conditions for Electronic Documents at http://www.sgs.com/en/Terms-and-Conditions/Terms-e-Document.aspx. Attention is drawn to the limitation of liability, indemnification and jurisdiction issues defined therein. Any holder of this document is advised that information contained hereon reflects the Company's findings at the time of its intervention only and within the limits of Client's instructions, if any. The Company's sole responsibility is to its Client and this document does not exonerate parties to a transaction from exercising all their rights and obligations under the transaction documents. This document cannot be reproduced except in full, without prior written approval of the Company. Any unauthorized alteration, forgery or falsification of the content or appearance of this document is unlawful and offenders may be prosecuted to the fullest extent of the law. Unless otherwise stated the results shown in this test report refer only to the sample(s) tested and such sample(s) are retained for 30 days only.
Attention: To check the authenticity of testing /inspection report & certificate, please contact us at telephone: (86-755) 8307 1443, or email: CN.Doccheck@sgs.com
SGS-CSTC Standards Technical Services Co., Ltd. Shenzhen Branch Testing Center-EEC Laboratory.
No.1 Workshop, M-10, Middle Section, Science & Technology Park, Shenzhen, China 518057 t (86-755) 26012053 f (86-755) 26710594 www.sgsgroup.com.cn
中国·深圳·科技园中区M-10栋一号厂房 邮编: 518057 t (86-755) 26012053 f (86-755) 26710594 sgs.china@sgs.com
Member of the SGS Group (SGS SA)

Sub-test	βc	Bd	βd(SF)	βc/βd	βhs	CM(dB)	MPR (dB)
1	2/15	15/15	64	2/15	4/15	0.0	0
2	12/15(3)	15/15(3)	64	12/15(3)	24/15	1.0	0
3	15/15	8/15	64	15/8	30/15	1.5	0.5
4	15/15	4/15	64	15/4	30/15	1.5	0.5

Note1: △ACK, △NACK and △CQI= 8 Ahs = βhs/βc=30/15 βhs=30/15*βc
Note2:For the HS-DPCCH power mask requirement test in clause 5.2C,5.7A,and the Error Vector Magnitude(EVM) with HS-DPCCH test in clause 5.13.1.A,and HSDPA EVM with phase discontinuity in clause 5.13.1AA, △ACK and △NACK= 8 (Ahs=30/15) with βhs=30/15*βc,and △CQI=
7 (Ahs=24/15) with βhs=24/15*βc.
Note3: CM=1 forβc/βd =12/15, βhs/βc=24/15. For all other combinations of DPDCH, DPCCH and HS-DPCCH the MPR is based on the relative CM difference. This is applicable for only UEs that support HSDPA in release 6 and later releases.

The measurements were performed with a Fixed Reference Channel (FRC) and H-Set 1 QPSK.

Parameter	Value
Nominal average inf. bit rate	534 kbit/s
Inter-TTI Distance	3 TTI"s
Number of HARQ Processes	2 Processes
Information Bit Payload	3202 Bits
MAC-d PDU size	336 Bits
Number Code Blocks	1 Block
Binary Channel Bits Per TTI	4800 Bits
Total Available SMLs in UE	19200 SMLs
Number of SMLs per HARQ Process	9600 SMLs
Coding Rate	0.67
Number of Physical Channel Codes	5

Table 4： settings of required H-Set 1 QPSK acc. to 3GPP 34.121

Unless otherwise agreed in writing, this document is issued by the Company subject to its General Conditions of Service printed overleaf, available on request or accessible at http://www.sgs.com/en/Terms-and-Conditions.aspx and, for electronic format documents, subject to Terms and Conditions for Electronic Documents at http://www.sgs.com/en/Terms-and-Conditions/Terms-e-Document.aspx. Attention is drawn to the limitation of liability, indemnification and jurisdiction issues defined therein. Any holder of this document is advised that information contained hereon reflects the Company's findings at the time of its intervention only and within the limits of Client's instructions, if any. The Company's sole responsibility is to its Client and this document does not exonerate parties to a transaction from exercising all their rights and obligations under the transaction documents. This document cannot be reproduced except in full, without prior written approval of the Company. Any unauthorized alteration, forgery or falsification of the content or appearance of this document is unlawful and offenders may be prosecuted to the fullest extent of the law. Unless otherwise stated the results shown in this test report refer only to the sample(s) tested and such sample(s) are retained for 30 days only.
Attention: To check the authenticity of testing /inspection report & certificate, please contact us at telephone: (86-755) 8307 1443, or email: CN.Doccheck@sgs.com
SGS-CSTC Standards Technical Services Co., Ltd. Shenzhen Branch Testing Service EEC Laboratory.
No.1 Workshop, M-10, Middle Section, Science & Technology Park, Shenzhen, China 518057 t (86–755) 26012053 f (86–755) 26710594 www.sgsgroup.com.cn
中国·深圳·科技园中区M–10栋一号厂房 邮编: 518057 t (86–755) 26012053 f (86–755) 26710594 sgs.china@sgs.com
Member of the SGS Group (SGS SA)

HS-DSCH Category	Maximum HS-DSCH Codes Received	Minimum Inter-TTI Interval	MaximumH S-DSCH Transport BlockBits/HS-DSCH TTI	Total Soft Channel Bits
1	5	3	7298	19200
2	5	3	7298	28800
3	5	2	7298	28800
4	5	2	7298	38400
5	5	1	7298	57600
6	5	1	7298	67200
7	10	1	14411	115200
8	10	1	14411	134400
9	15	1	25251	172800
10	15	1	27952	172800
11	5	2	3630	14400
12	5	1	3630	28800
13	15	1	34800	259200
14	15	1	42196	259200
15	15	1	23370	345600
16	15	1	27952	345600

Table 5： HSDPA UE category

b) <u>HSUPA</u>

Due to inner loop power control requirements in HSUPA, a commercial communication test set should be used for the output power and SAR tests. The 12.2 kbps RMC, FRC H-set 1 and E-DCH configurations for HSUPA should be configured according to the values indicated below as well as other applicable procedures described in the „WCDMA Handset" and „Release 5 HSUPA Data Device" sections of 3G device.

Unless otherwise agreed in writing, this document is issued by the Company subject to its General Conditions of Service printed overleaf, available on request or accessible at http://www.sgs.com/en/Terms-and-Conditions.aspx and, for electronic format documents, subject to Terms and Conditions for Electronic Documents at http://www.sgs.com/en/Terms-and-Conditions/Terms-e-Document.aspx. Attention is drawn to the limitation of liability, indemnification and jurisdiction issues defined therein. Any holder of this document is advised that information contained hereon reflects the Company's findings at the time of its intervention only and within the limits of Client's instructions, if any. The Company's sole responsibility is to its Client and this document does not exonerate parties to a transaction from exercising all their rights and obligations under the transaction documents. This document cannot be reproduced except in full, without prior written approval of the Company. Any unauthorized alteration, forgery or falsification of the content or appearance of this document is unlawful and offenders may be prosecuted to the fullest extent of the law. Unless otherwise stated the results shown in this test report refer only to the sample(s) tested and such sample(s) are retained for 30 days only.
Attention: To check the authenticity of testing /inspection report & certificate, please contact us at telephone: (86-755) 8307 1443, or email: CN.Doccheck@sgs.com
SGS-CSTC Standards Technical Services Co., Ltd. Shenzhen Branch Testing Service EEC Laboratory.
No.1 Workshop, M-10, Middle Section, Science & Technology Park, Shenzhen, China 518057 t (86-755) 26012053 f (86-755) 26710594 www.sgsgroup.com.cn
中国·深圳·科技园中区M-10栋一号厂房 邮编: 518057 t (86-755) 26012053 f (86-755) 26710594 sgs.china@sgs.com
Member of the SGS Group (SGS SA)

Sub-test	β_c	β_d	β_d (SF)	β_c/β_d	β_{hs}(1)	β_{ec}	β_{ed}	β_{ec} (SF)	β_{ed} (code)	CM(2) (dB)	MPR (dB)	AG(4) Index	E-TFCI
1	11/15(3)	15/15(3)	64	11/15(3)	22/15	209/225	1039/225	4	1	1.0	0.0	20	75
2	6/15	15/15	64	6/15	12/15	12/15	94/75	4	1	3.0	2.0	12	67
3	15/15	9/15	64	15/9	30/15	30/15	β_{ed1}:47/15 β_{ed2}:47/15	4	2	2.0	1.0	15	92
4	2/15	15/15	64	2/15	4/15	2/15	56/75	4	1	3.0	2.0	17	71
5	15/15(4)	15/15(4)	64	15/15(4)	30/15	24/15	134/15	4	1	1.0	0.0	21	81

Note 1: Δ_{ACK}, Δ_{NACK} and $\Delta_{CQI}=8$ $A_{hs}=\beta_{hs}/\beta_c=30/15$ $\beta_{hs}=30/15*\beta_c$

Note 2: CM = 1 for $\beta_c/\beta_d=12/15$, $\beta_{hs}/\beta_c=24/15$. For all other combinations of DPDCH, DPCCH, HS-DPCCH, E-DPDCH and E-DPCCH the MPR is based on the relative CM difference

Note 3 : For subtest 1 the β_c/β_d ratio of 11/15 for the TFC during the measurement period (TF1, TF0) is achieved by setting the signalled gain factors for the reference TFC (TF1, TF1) to $\beta_c=10/15$ and $\beta_d=15/15$

Note 4 : For subtest 5 the β_c/β_d ratio of 15/15 for the TFC during the measurement period (TF1, TF0) is achieved by setting the signalled gain factors for the reference TFC (TF1, TF1) to $\beta_c=14/15$ and $\beta_d=15/15$

Note 5 : Testing UE using E-DPDCH Physical Layer category 1 Sub-test 3 is not required according to TS 25.306 Table 5.1g

Note 6: β_{ed} can not be set directly; it is set by Absolute Grant Value.

Table 6： Subtests for UMTS Release 6 HSUPA

UE E-DCH Category	Maximum E-DCH Codes Transmitted	Number of HARQ Processes	E-DCH TTI(ms)	Minimum Speading Factor	Maximum E-DCH Transport Block Bits	Max Rate (Mbps)
1	1	4	10	4	7110	0.7296
2	2	8	2	4	2798	1.4592
	2	4	10	4	14484	
3	2	4	10	4	14484	1.4592
4	2	8	2	2	5772	2.9185
	2	4	10	2	20000	2.00
5	2	4	10	2	20000	2.00
6 (No DPDCH)	4	8	10	2SF2&2SF4	11484	5.76
	4	4	2		20000	2.00
7 (No DPDCH)	4	8	2	2SF2&2SF4	22996	?
	4	4	10		20000	?

NOTE: When 4 codes are transmitted in parallel, two codes shall be transmitted with SF2 and two with SF4.UE categories 1 to 6 support QPSK only. UE category 7 supports QPSK and 16QAM.(TS25.306-7.3.0).

Table 7： HSUPA UE category

Unless otherwise agreed in writing, this document is issued by the Company subject to its General Conditions of Service printed overleaf, available on request or accessible at http://www.sgs.com/en/Terms-and-Conditions.aspx and, for electronic format documents, subject to Terms and Conditions for Electronic Documents at http://www.sgs.com/en/Terms-and-Conditions/Terms-e-Document.aspx. Attention is drawn to the limitation of liability, indemnification and jurisdiction issues defined therein. Any holder of this document is advised that information contained hereon reflects the Company's findings at the time of its intervention only and within the limits of Client's instructions, if any. The Company's sole responsibility is to its Client and this document does not exonerate parties to a transaction from exercising all their rights and obligations under the transaction documents. This document cannot be reproduced except in full, without prior written approval of the Company. Any unauthorized alteration, forgery or falsification of the content or appearance of this document is unlawful and offenders may be prosecuted to the fullest extent of the law. Unless otherwise stated the results shown in this test report refer only to the sample(s) tested and such sample(s) are retained for 30 days only.
Attention: To check the authenticity of testing /inspection report & certificate, please contact us at telephone: (86-755) 8307 1443, or email: CN.Doccheck@sgs.com

SGS-CSTC Standards Technical Services Co., Ltd. Shenzhen Branch Testing Service EEC Laboratory
No.1 Workshop, M-10, Middle Section, Science & Technology Park, Shenzhen, China 518057 t (86-755) 26012053 f (86-755) 26710594 www.sgsgroup.com.cn
中国·深圳·科技园中区M-10栋一号厂房 邮编: 518057 t (86-755) 26012053 f (86-755) 26710594 sgs.china@sgs.com

c) DC-HSDPA

SAR is required for Rel. 8 DC-HSDPA when SAR is required for Rel. 5 HSDPA; otherwise, the 3G SAR test reduction procedure is applied to DC-HSDPA with 12.2 kbps RMC as the primary mode. Power is measured for DC-HSDPA according to the H-Set 12, FRC configuration in Table C.8.1.12 of 3GPP TS 34.121-1 to determine SAR test reduction. A primary and a Second serving HS-DSCH Cell are required to perform the power measurement and for the results to be acceptable.

The following tests were completed according to procedures in section 7.3.13 of 3GPP TS 34.108 v9.5.0.

A summary of these settings are illustrated below:

Downlink Physical Channels are set as per 3GPP TS34.121-1 v9.0.0 E.5.0

Table E.5.0: Levels for HSDPA connection setup

Parameter During Connection setup	Unit	Value
P-CPICH_Ec/Ior	dB	-10
P-CCPCH and SCH_Ec/Ior	dB	-12
PICH _Ec/Ior	dB	-15
HS-PDSCH	dB	off
HS-SCCH_1	dB	off
DPCH_Ec/Ior	dB	-5
OCNS_Ec/Ior	dB	-3.1

Call is set up as per 3GPP TS34.108 v9.5.0 sub clause 7.3.13.

The configurations of the fixed reference channels for HSDPA RF tests are described in 3GPP TS 34.121, annex C for FDD and 3GPP TS 34.122.

The measurements were performed with a Fixed Reference Channel (FRC) H-Set 12 with QPSK.

Parameter	Value
Nominal average inf. bit rate	60 kbit/s
Inter-TTI Distance	1 TTI's
Number of HARQ Processes	6 Processes
Information Bit Payload	120 Bits
Number Code Blocks	1 Block
Binary Channel Bits Per TTI	960 Bits
Total Available SMLs in UE	19200 SMLs
Number of SMLs per HARQ Process	3200 SMLs
Coding Rate	0.15
Number of Physical Channel Codes	1

Table 8： settings of required H-Set 12 QPSK acc. to 3GPP 34.121

Note:

1. The RMC is intended to be used for DC-HSDPA mode and both cells shall transmit with identical parameters as listed in the table above.

2. Maximum number of transmission is limited to 1,i.e.,retransmission is not allowed. The redundancy and constellation version 0 shall be used.

Unless otherwise agreed in writing, this document is issued by the Company subject to its General Conditions of Service printed overleaf, available on request or accessible at http://www.sgs.com/en/Terms-and-Conditions.aspx and, for electronic format documents, subject to Terms and Conditions for Electronic Documents at http://www.sgs.com/en/Terms-and-Conditions/Terms-e-Document.aspx. Attention is drawn to the limitation of liability, indemnification and jurisdiction issues defined therein. Any holder of this document is advised that information contained hereon reflects the Company's findings at the time of its intervention only and within the limits of Client's instructions, if any. The Company's sole responsibility is to its Client and this document does not exonerate parties to a transaction from exercising all their rights and obligations under the transaction documents. This document cannot be reproduced except in full, without prior written approval of the Company. Any unauthorized alteration, forgery or falsification of the content or appearance of this document is unlawful and offenders may be prosecuted to the fullest extent of the law. Unless otherwise stated the results shown in this test report refer only to the sample(s) tested and such sample(s) are retained for 30 days only.
Attention: To check the authenticity of testing /inspection report & certificate, please contact us at telephone: (86-755) 8307 1443, or email: CN.Doccheck@sgs.com
SGS-CSTC Standards Technical Services Co., Ltd. Shenzhen Branch Testing Service EEC Laboratory.
No.1 Workshop, M-10, Middle Section, Science & Technology Park, Shenzhen, China 518057 t (86-755) 26012053 f (86-755) 26710594 www.sgsgroup.com.cn
中国·深圳·科技园中区M-10栋一号厂房 邮编: 518057 t (86-755) 26012053 f (86-755) 26710594 sgs.china@sgs.com
Member of the SGS Group (SGS SA)

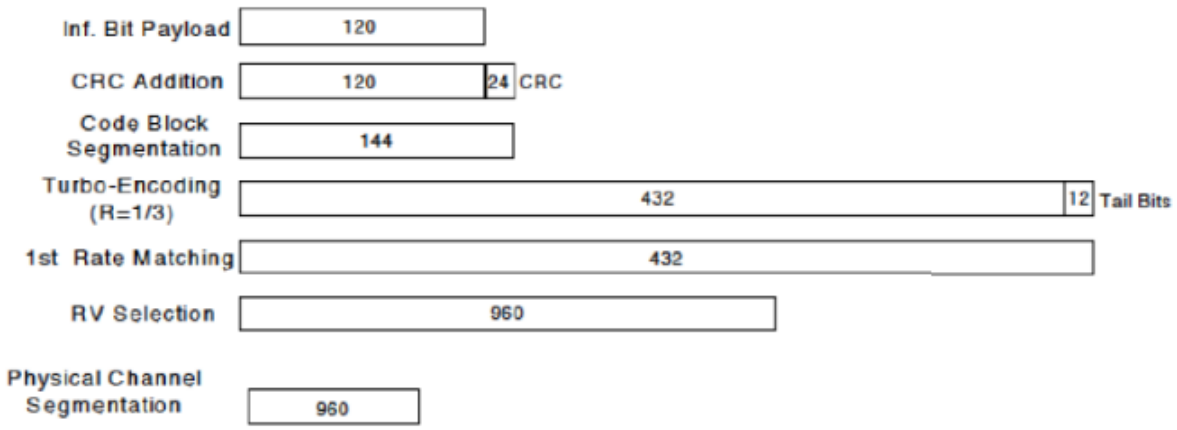

Figure C.8.19: Coding rate for Fixed reference Channel H-Set 12 (QPSK)

The following 4 Sub-tests for HSDPA were completed according to Release 5 procedures. A summary of subtest settings are illustrated below:

Sub-test	β_c	β_d	β_d (SF)	β_c/β_d	β_{hs} (1)	CM(dB)(2)	MPR (dB)
1	2/15	15/15	64	2/15	4/15	0.0	0
2	12/15(3)	15/15(3)	64	12/15(3)	24/15	1.0	0
3	15/15	8/15	64	15/8	30/15	1.5	0.5
4	15/15	4/15	64	15/4	30/15	1.5	0.5

Note 1: Δ ACK, Δ NACK and Δ CQI = 8 $A_{hs} = \beta_{hs}/\beta_c = 30/15$ $\beta_{hs} = 30/15 * \beta_c$
Note 2: CM=1 for β_c/β_d= 12/15, β_{hs}/β_c = 24/15. For all other combinations of DPDCH,DPCCH and HS-DPCCH the MPR is based on the relative CM difference. This is applicable for only UEs that support HSDPA in release 6 and later releases.
Note 3: For subtest 2 the β_c/β_d ratio of 12/15 for the TFC during the measurement period (TF1, TF0) is achieved by setting the signalled gain factors for the reference TFC (TF1,TF1) to β_c = 11/15 and β_d = 15/15

Up commands are set continuously to set the UE to Max power.

Note:

1. The Dual Carriers transmission only applies to HSDPA physical channels
2. The Dual Carriers belong to the same Node and are on adjacent carriers.
3. The Dual Carriers do not support MIMO to serve UEs configured for dual cell operation
4. The Dual Carriers operate in the same frequency band.
5. The device doesn't support the modulation of 16QAM in uplink but 64QAM in downlink for DC-HSDPA mode.
6. The device doesn't support carrier aggregation for it just can operate in Release 8.

Unless otherwise agreed in writing, this document is issued by the Company subject to its General Conditions of Service printed overleaf, available on request or accessible at http://www.sgs.com/en/Terms-and-Conditions.aspx and, for electronic format documents, subject to Terms and Conditions for Electronic Documents at http://www.sgs.com/en/Terms-and-Conditions/Terms-e-Document.aspx. Attention is drawn to the limitation of liability, indemnification and jurisdiction issues defined therein. Any holder of this document is advised that information contained hereon reflects the Company's findings at the time of its intervention only and within the limits of Client's instructions, if any. The Company's sole responsibility is to its Client and this document does not exonerate parties to a transaction from exercising all their rights and obligations under the transaction documents. This document cannot be reproduced except in full, without prior written approval of the Company. Any unauthorized alteration, forgery or falsification of the content or appearance of this document is unlawful and offenders may be prosecuted to the fullest extent of the law. Unless otherwise stated the results shown in this test report refer only to the sample(s) tested and such sample(s) are retained for 30 days only.
Attention: To check the authenticity of testing /inspection report & certificate, please contact us at telephone: (86-755) 8307 1443, or email: CN.Doccheck@sgs.com
SGS-CSTC Standards Technical Services Co., Ltd. Shenzhen Branch Testing Service EEC Laboratory.
No.1 Workshop, M-10, Middle Section, Science & Technology Park, Shenzhen, China 518057 t (86-755) 26012053 f (86-755) 26710594 www.sgsgroup.com.cn
中国·深圳·科技园中区M-10栋一号厂房 邮编: 518057 t (86-755) 26012053 f (86-755) 26710594 sgs.china@sgs.com
Member of the SGS Group (SGS SA)

d) HSPA+

SAR is required for Rel. 7 HSPA+ when SAR is required for Rel. 6 HSPA; otherwise, the 3G SAR test reduction procedure is applied to (uplink) HSPA+ with 12.2 kbps RMC as the primary mode. Power is measured for HSPA+ that supports uplink 16 QAM according to configurations in Table C.11.1.4 of 3GPP TS 34.121-1 to determine SAR test reduction.

Table C.11.1.4: β values for transmitter characteristics tests with HS-DPCCH and E-DCH with 16QAM

Sub-test	β_c (Note3)	β_d	β_{HS} (Note1)	β_{ec}	β_{ed} (2xSF2) (Note 4)	β_{ed} (2xSF4) (Note 4)	CM (dB) (Note 2)	MPR (dB) (Note 2)	AG Index (Note 4)	E-TFCI (Note 5)	E-TFCI (boost)
1	1	0	30/15	30/15	$\beta_{ed}1$: 30/15 $\beta_{ed}2$: 30/15	$\beta_{ed}3$: 24/15 $\beta_{ed}4$: 24/15	3.5	2.5	14	105	105

Note 1: Δ_{ACK}, Δ_{NACK} and Δ_{CQI} = 30/15 with β_{hs} = 30/15 * β_c .

Note 2: CM = 3.5 and the MPR is based on the relative CM difference, MPR = MAX(CM-1,0).

Note 3: DPDCH is not configured, therefore the β_c is set to 1 and β_d = 0 by default.

Note 4: β_{ed} can not be set directly; it is set by Absolute Grant Value.

Note 5: All the sub-tests require the UE to transmit 2SF2+2SF4 16QAM EDCH and they apply for UE using E-DPDCH category 7. E-DCH TTI is set to 2ms TTI and E-DCH table index = 2. To support these E-DCH configurations DPDCH is not allocated. The UE is signalled to use the extrapolation algorithm.

Unless otherwise agreed in writing, this document is issued by the Company subject to its General Conditions of Service printed overleaf, available on request or accessible at http://www.sgs.com/en/Terms-and-Conditions.aspx and, for electronic format documents, subject to Terms and Conditions for Electronic Documents at http://www.sgs.com/en/Terms-and-Conditions/Terms-e-Document.aspx. Attention is drawn to the limitation of liability, indemnification and jurisdiction issues defined therein. Any holder of this document is advised that information contained hereon reflects the Company's findings at the time of its intervention only and within the limits of Client's instructions, if any. The Company's sole responsibility is to its Client and this document does not exonerate parties to a transaction from exercising all their rights and obligations under the transaction documents. This document cannot be reproduced except in full, without prior written approval of the Company. Any unauthorized alteration, forgery or falsification of the content or appearance of this document is unlawful and offenders may be prosecuted to the fullest extent of the law. Unless otherwise stated the results shown in this test report refer only to the sample(s) tested and such sample(s) are retained for 30 days only.
Attention: To check the authenticity of testing /inspection report & certificate, please contact us at telephone: (86-755) 8307 1443, or email: CN.Doccheck@sgs.com
SGS-CSTC Standards Technical Services Co., Ltd. Shenzhen Branch
No.1 Workshop, M-10, Middle Section, Science & Technology Park, Shenzhen, China 518057 t (86-755) 26012053 f (86-755) 26710594 www.sgsgroup.com.cn
中国·深圳·科技园中区M-10栋一号厂房 邮编: 518057 t (86-755) 26012053 f (86-755) 26710594 sgs.china@sgs.com
Member of the SGS Group (SGS SA)

5.2.3 WiFi Test Configuration

A Wi-Fi device must be configured to transmit continuously at the required data rate, channel bandwidth and signal modulation, using the highest transmission duty factor supported by the test mode tools for SAR measurement.

- WIFI 2.4G 802.11b

  Duty cycle=(11.13-2.739)/(11.17-2.739) = 99.53%

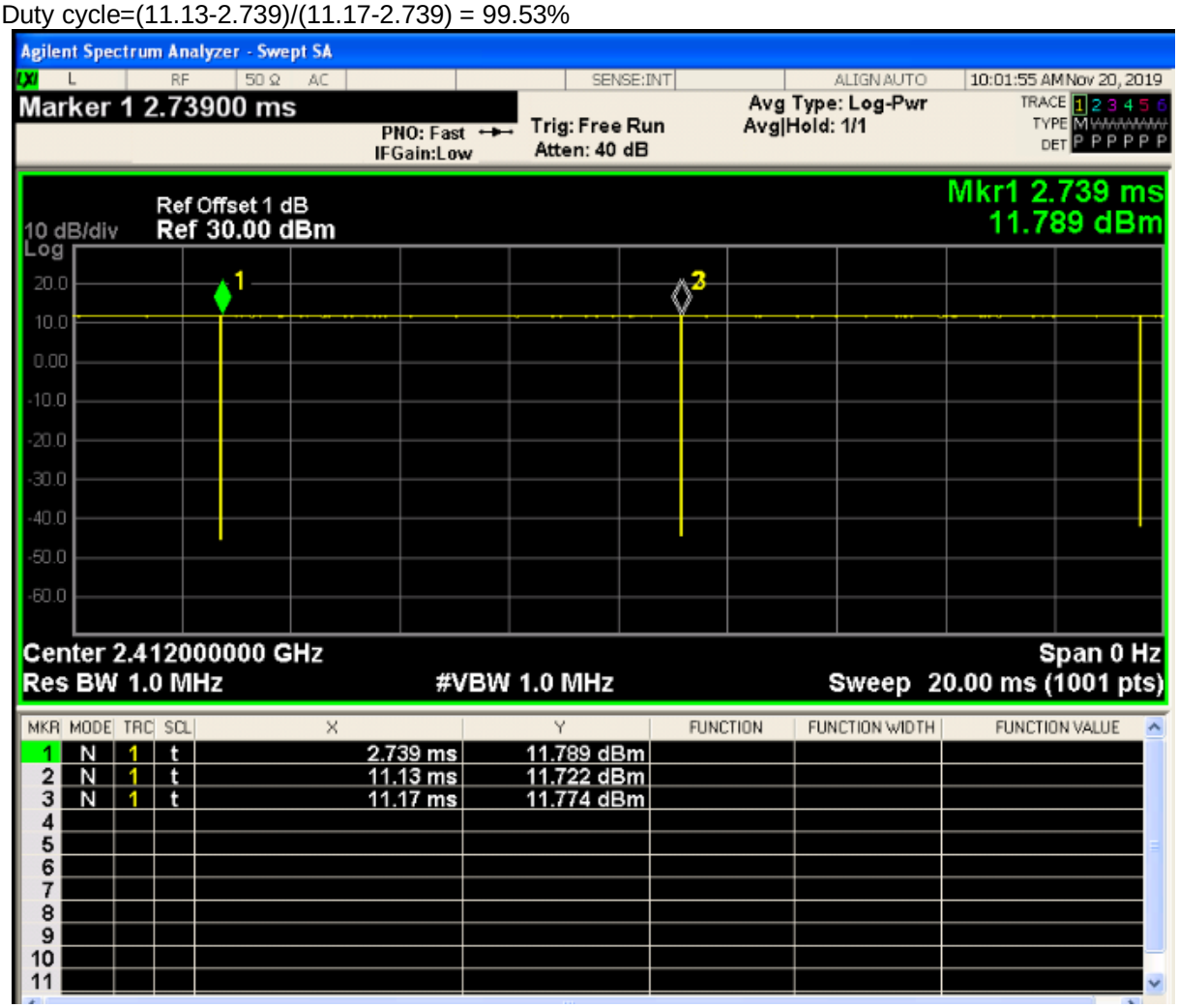

Unless otherwise agreed in writing, this document is issued by the Company subject to its General Conditions of Service printed overleaf, available on request or accessible at http://www.sgs.com/en/Terms-and-Conditions.aspx and, for electronic format documents, subject to Terms and Conditions for Electronic Documents at http://www.sgs.com/en/Terms-and-Conditions/Terms-e-Document.aspx. Attention is drawn to the limitation of liability, indemnification and jurisdiction issues defined therein. Any holder of this document is advised that information contained hereon reflects the Company's findings at the time of its intervention only and within the limits of Client's instructions, if any. The Company's sole responsibility is to its Client and this document does not exonerate parties to a transaction from exercising all their rights and obligations under the transaction documents. This document cannot be reproduced except in full, without prior written approval of the Company. Any unauthorized alteration, forgery or falsification of the content or appearance of this document is unlawful and offenders may be prosecuted to the fullest extent of the law. Unless otherwise stated the results shown in this test report refer only to the sample(s) tested and such sample(s) are retained for 30 days only.
Attention: To check the authenticity of testing /inspection report & certificate, please contact us at telephone: (86-755) 8307 1443, or email: CN.Doccheck@sgs.com
SGS-CSTC Standards Technical Services Co., Ltd. Shenzhen Branch Testing Center-EEC Laboratory.
No.1 Workshop, M-10, Middle Section, Science & Technology Park, Shenzhen, China 518057 t (86-755) 26012053 f (86-755) 26710594 www.sgsgroup.com.cn
中国·深圳·科技园中区M-10栋一号厂房 邮编: 518057 t (86-755) 26012053 f (86-755) 26710594 sgs.china@sgs.com
Member of the SGS Group (SGS SA)

5.2.3.1 Initial Test Position SAR Test Reduction Procedure

DSSS and OFDM configurations are considered separately according to the required SAR procedures. SAR is measured in the initial test position using the 802.11 transmission mode configuration required by the DSSS procedure or initial test configuration and subsequent test configuration(s) according to the OFDM procedures. The initial test position procedure is described in the following:

1）. When the reported SAR of the initial test position is ≤ 0.4 W/kg, further SAR measurement is not required for the other (remaining) test positions in that exposure configuration and 802.11 transmission mode combinations within the frequency band or aggregated band. SAR is also not required for that exposure configuration in the subsequent test configuration(s).
2）. When the reported SAR of the initial test position is > 0.4 W/kg, SAR is repeated for the 802.11 transmission mode configuration tested in the initial test position using subsequent highest extrapolated or estimated 1-g SAR conditions determined by area scans or next closest/smallest test separation distance and maximum RF coupling test positions based on manufacturer justification, on the highest maximum output power channel, until the reported SAR is ≤ 0.8 W/kg or all required test positions (left, right, touch, tilt or subsequent surfaces and edges) are tested.
3）. For all positions/configurations tested using the initial test position and subsequent test positions, when the reported SAR is > 0.8 W/kg, SAR is measured for these test positions/configurations on the subsequent next highest measured output power channel(s) until the reported SAR is ≤ 1.2 W/kg or all required channels are tested. a) Additional power measurements may be required for this step, which should be limited to those necessary for identifying the subsequent highest output power channels.

5.2.3.2 Initial Test Configuration Procedures

An initial test configuration is determined for OFDM transmission modes according to the channel bandwidth, modulation and data rate combination(s) with the highest maximum output power specified for production units in each standalone and aggregated frequency band. SAR is measured using the highest measured maximum output power channel. For configurations with the same specified or measured maximum output power, additional transmission mode and test channel selection procedures are required. SAR test reduction for subsequent highest output test channels is determined according to *reported* SAR of the initial test configuration.
For next to the ear, hotspot mode and UMC mini-tablet exposure configurations where multiple test positions are required, the initial test position procedure is applied to minimize the number of test positions required for SAR measurement using the initial test configuration transmission mode. For fixed exposure conditions that do not have multiple SAR test positions, SAR is measured in the transmission mode determined by the initial test configuration.
When the *reported* SAR of the initial test configuration is > 0.8 W/kg, SAR measurement is required for subsequent next highest measured output power channel(s) in the initial test configuration until *reported* SAR is ≤ 1.2 W/kg or all required channels are tested.

Unless otherwise agreed in writing, this document is issued by the Company subject to its General Conditions of Service printed overleaf, available on request or accessible at http://www.sgs.com/en/Terms-and-Conditions.aspx and, for electronic format documents, subject to Terms and Conditions for Electronic Documents at http://www.sgs.com/en/Terms-and-Conditions/Terms-e-Document.aspx. Attention is drawn to the limitation of liability, indemnification and jurisdiction issues defined therein. Any holder of this document is advised that information contained hereon reflects the Company's findings at the time of its intervention only and within the limits of Client's instructions, if any. The Company's sole responsibility is to its Client and this document does not exonerate parties to a transaction from exercising all their rights and obligations under the transaction documents. This document cannot be reproduced except in full, without prior written approval of the Company. Any unauthorized alteration, forgery or falsification of the content or appearance of this document is unlawful and offenders may be prosecuted to the fullest extent of the law. Unless otherwise stated the results shown in this test report refer only to the sample(s) tested and such sample(s) are retained for 30 days only.
Attention: To check the authenticity of testing /inspection report & certificate, please contact us at telephone: (86-755) 8307 1443, or email: CN.Doccheck@sgs.com
SGS-CSTC Standards Technical Services Co., Ltd. Shenzhen Branch Testing Center EEC Laboratory.
No.1 Workshop, M-10, Middle Section, Science & Technology Park, Shenzhen, China 518057 t (86-755) 26012053 f (86-755) 26710594 www.sgsgroup.com.cn
中国·深圳·科技园中区M-10栋一号厂房 邮编: 518057 t (86-755) 26012053 f (86-755) 26710594 sgs.china@sgs.com
Member of the SGS Group (SGS SA)

5.2.3.3 Subsequent Test Configuration Procedures

SAR measurement requirements for the remaining 802.11 transmission mode configurations that have not been tested in the initial test configuration are determined separately for each standalone and aggregated frequency band, in each exposure condition, according to the maximum output power specified for production units. The initial test position procedure is applied to next to the ear, UMPC mini-tablet and hotspot mode configurations. When the same maximum output power is specified for multiple transmission modes, additional power measurements may be required to determine if SAR measurements are required for subsequent highest output power channels in a subsequent test configuration. The subsequent test configuration and SAR measurement procedures are described in the following.

1）. When SAR test exclusion provisions of KDB Publication 447498 are applicable and SAR measurement is not required for the initial test configuration, SAR is also not required for the next highest maximum output power transmission mode subsequent test configuration(s) in that frequency band or aggregated band and exposure configuration.

2）. When the highest *reported* SAR for the initial test configuration (when applicable, include subsequent highest output channels), according to the initial test position or fixed exposure position requirements, is adjusted by the ratio of the subsequent test configuration to initial test configuration specified maximum output power and the adjusted SAR is ≤ 1.2 W/kg, SAR is not required for that subsequent test configuration.

3）. The number of channels in the initial test configuration and subsequent test configuration can be different due to differences in channel bandwidth. When SAR measurement is required for a subsequent test configuration and the channel bandwidth is smaller than that in the initial test configuration, all channels in the subsequent test configuration that overlap with the larger bandwidth channel tested in the initial test configuration should be used to determine the highest maximum output power channel. This step requires additional power measurement to identify the highest maximum output power channel in the subsequent test configuration to determine SAR test reduction.

a)SAR should first be measured for the channel with highest measured output power in the subsequent test configuration.

b) SAR for subsequent highest measured maximum output power channels in the subsequent test configuration is required only when the *reported* SAR of the preceding higher maximum output power channel(s) in the subsequent test configuration is > 1.2 W/kg or until all required channels are tested. i) For channels with the same measured maximum output power, SAR should be measured using the channel closest to the center frequency of the larger channel bandwidth channel in the initial test configuration.

4）. SAR measurements for the remaining highest specified maximum output power OFDM transmission mode configurations that have not been tested in the initial test configuration (highest maximum output) or subsequent test configuration(s) (subsequent next highest maximum output power) is determined by recursively applying the subsequent test configuration procedures in this section to the remaining configurations according to the following:

a)replace “subsequent test configuration” with “next subsequent test configuration” (i.e., subsequent next highest specified maximum output power configuration)

b) replace “initial test configuration” with “all tested higher output power configurations”

Unless otherwise agreed in writing, this document is issued by the Company subject to its General Conditions of Service printed overleaf, available on request or accessible at http://www.sgs.com/en/Terms-and-Conditions.aspx and, for electronic format documents, subject to Terms and Conditions for Electronic Documents at http://www.sgs.com/en/Terms-and-Conditions/Terms-e-Document.aspx. Attention is drawn to the limitation of liability, indemnification and jurisdiction issues defined therein. Any holder of this document is advised that information contained hereon reflects the Company's findings at the time of its intervention only and within the limits of Client's instructions, if any. The Company's sole responsibility is to its Client and this document does not exonerate parties to a transaction from exercising all their rights and obligations under the transaction documents. This document cannot be reproduced except in full, without prior written approval of the Company. Any unauthorized alteration, forgery or falsification of the content or appearance of this document is unlawful and offenders may be prosecuted to the fullest extent of the law. Unless otherwise stated the results shown in this test report refer only to the sample(s) tested and such sample(s) are retained for 30 days only.
Attention: To check the authenticity of testing /inspection report & certificate, please contact us at telephone: (86-755) 8307 1443, or email: CN.Doccheck@sgs.com
SGS-CSTC Standards Technical Services Co., Ltd. Shenzhen Branch Testing Center EEC Laboratory.
No.1 Workshop, M-10, Middle Section, Science & Technology Park, Shenzhen, China 518057 t (86-755) 26012053 f (86-755) 26710594 www.sgsgroup.com.cn
中国·深圳·科技园中区M-10栋一号厂房 邮编: 518057 t (86-755) 26012053 f (86-755) 26710594 sgs.china@sgs.com
Member of the SGS Group (SGS SA)

5.2.3.4 2.4 GHz SAR Procedures

Separate SAR procedures are applied to DSSS and OFDM configurations in the 2.4 GHz band to simplify DSSS test requirements. For 802.11b DSSS SAR measurements, DSSS SAR procedure applies to fixed exposure test position and initial test position procedure applies to multiple exposure test positions. When SAR measurement is required for an OFDM configuration, the initial test configuration, subsequent test configuration and initial test position procedures are applied. The SAR test exclusion requirements for 802.11g/n OFDM configurations are described in following.

- **802.11b DSSS SAR Test Requirements**

SAR is measured for 2.4 GHz 802.11b DSSS using either a fixed test position or, when applicable, the initial test position procedure. SAR test reduction is determined according to the following:

1）. When the reported SAR of the highest measured maximum output power channel for the exposure configuration is ≤ 0.8 W/kg, no further SAR testing is required for 802.11b DSSS in that exposure configuration.

2）. When the reported SAR is > 0.8 W/kg, SAR is required for that exposure configuration using the next highest measured output power channel. When any reported SAR is > 1.2 W/kg, SAR is required for the third channel; i.e., all channels require testing.

- **2.4 GHz 802.11g/n OFDM SAR Test Exclusion Requirements**

When SAR measurement is required for 2.4 GHz 802.11g/n OFDM configurations, the measurement and test reduction procedures for OFDM are applied (section 5.3, including sub-sections). SAR is not required for the following 2.4 GHz OFDM conditions.

1）. When KDB Publication 447498 SAR test exclusion applies to the OFDM configuration.

2）. When the highest reported SAR for DSSS is adjusted by the ratio of OFDM to DSSS specified maximum output power and the adjusted SAR is ≤ 1.2 W/kg.

- **SAR Test Requirements for OFDM configurations**

When SAR measurement is required for 802.11 g/n OFDM configurations, each standalone and frequency aggregated band is considered separately for SAR test reduction. In applying the initial test configuration and subsequent test configuration procedures, the 802.11 transmission configuration with the highest specified maximum output power and the channel within a test configuration with the highest measured maximum output power should be clearly distinguished to apply the procedures.

Unless otherwise agreed in writing, this document is issued by the Company subject to its General Conditions of Service printed overleaf, available on request or accessible at http://www.sgs.com/en/Terms-and-Conditions.aspx and, for electronic format documents, subject to Terms and Conditions for Electronic Documents at http://www.sgs.com/en/Terms-and-Conditions/Terms-e-Document.aspx. Attention is drawn to the limitation of liability, indemnification and jurisdiction issues defined therein. Any holder of this document is advised that information contained hereon reflects the Company's findings at the time of its intervention only and within the limits of Client's instructions, if any. The Company's sole responsibility is to its Client and this document does not exonerate parties to a transaction from exercising all their rights and obligations under the transaction documents. This document cannot be reproduced except in full, without prior written approval of the Company. Any unauthorized alteration, forgery or falsification of the content or appearance of this document is unlawful and offenders may be prosecuted to the fullest extent of the law. Unless otherwise stated the results shown in this test report refer only to the sample(s) tested and such sample(s) are retained for 30 days only.
Attention: To check the authenticity of testing /inspection report & certificate, please contact us at telephone: (86-755) 8307 1443, or email: CN.Doccheck@sgs.com
SGS-CSTC Standards Technical Services Co., Ltd. Shenzhen Branch Testing Center EEC Laboratory.
No.1 Workshop, M-10, Middle Section, Science & Technology Park, Shenzhen, China 518057 t (86-755) 26012053 f (86-755) 26710594 www.sgsgroup.com.cn
中国·深圳·科技园中区M-10栋一号厂房 邮编: 518057 t (86-755) 26012053 f (86-755) 26710594 sgs.china@sgs.com
Member of the SGS Group (SGS SA)

5.2.4 LTE Test Configuration

LTE modes were tested according to FCC KDB 941225 D05 publication. Please see notes after the tabulated SAR data for required test configurations. Establishing connections with base station simulators ensure a consistent means for testing SAR and are recommended for evaluating SAR [4]. The Anritsu MT8821C was used for LTE output power measurements and SAR testing. Max power control was used so the UE transmits with maximum output power during SAR testing. SAR must be measured with the maximum TTI (transmit time interval) supported by the device in each LTE configuration.

A) Spectrum Plots for RB Configurations

A properly configured base station simulator was used for SAR tests and power measurements. Therefore, spectrum plots for RB configurations were not required to be included in this report.

B) MPR

MPR is permanently implemented for this device by the manufacturer. The specific manufacturer target MPR is indicated alongside the SAR results. MPR is enabled for this device, according to 3GPP TS36.101 Section 6.2.3 – 6.2.5 under Table 6.2.3-1.

Modulation	Channel bandwidth / Transmission bandwidth (N_{RB})						MPR (dB)
	1.4 MHz	3.0 MHz	5 MHz	10 MHz	15 MHz	20 MHz	
QPSK	> 5	> 4	> 8	> 12	> 16	> 18	≤ 1
16 QAM	≤ 5	≤ 4	≤ 8	≤ 12	≤ 16	≤ 18	≤ 1
16 QAM	> 5	> 4	> 8	> 12	> 16	> 18	≤ 2
64 QAM	≤ 5	≤ 4	≤ 8	≤ 12	≤ 16	≤ 18	≤ 2
64 QAM	> 5	> 4	> 8	> 12	> 16	> 18	≤ 3

C) A-MPR

A-MPR (Additional MPR) has been disabled for all SAR tests by setting NS=01 on the base station simulator.

D) Largest channel bandwidth standalone SAR test requirements

1) QPSK with 1 RB allocation

Start with the largest channel bandwidth and measure SAR for QPSK with 1 RB allocation, using the RB offset and required test channel combination with the highest maximum output power for RB offsets at the upper edge, middle and lower edge of each required test channel. When the reported SAR is ≤ 0.8 W/kg, testing of the remaining RB offset configurations and required test channels is not required for 1 RB allocation; otherwise, SAR is required for the remaining required test channels and only for the RB offset configuration with the highest output power for that channel. When the reported SAR of a required test channel is > 1.45 W/kg, SAR is required for all three RB offset configurations for that required test channel.

2) QPSK with 50% RB allocation

The procedures required for 1 RB allocation in 1) are applied to measure the SAR for QPSK with 50% RB allocation.

3) QPSK with 100% RB allocation

For QPSK with 100% RB allocation, SAR is not required when the highest maximum output power for 100 % RB allocation is less than the highest maximum output power in 50% and 1 RB allocations and the highest reported SAR for 1 RB and 50% RB allocation in 1) and 2) are ≤ 0.8 W/kg. Otherwise, SAR is measured for the highest output power channel and if the reported SAR is > 1.45 W/kg, the remaining required test channels must also be tested.

4) Higher order modulations

For each modulation besides QPSK; e.g., 16-QAM, 64-QAM, apply the QPSK procedures in above sections to determine the QAM configurations that may need SAR measurement. For each configuration identified as required for testing, SAR is required only when the highest maximum output power for the configuration in the higher order modulation is > ½ dB higher than the same configuration in QPSK or when the reported SAR for the QPSK configuration is > 1.45 W/kg.

Unless otherwise agreed in writing, this document is issued by the Company subject to its General Conditions of Service printed overleaf, available on request or accessible at http://www.sgs.com/en/Terms-and-Conditions.aspx and, for electronic format documents, subject to Terms and Conditions for Electronic Documents at http://www.sgs.com/en/Terms-and-Conditions/Terms-e-Document.aspx. Attention is drawn to the limitation of liability, indemnification and jurisdiction issues defined therein. Any holder of this document is advised that information contained hereon reflects the Company's findings at the time of its intervention only and within the limits of Client's instructions, if any. The Company's sole responsibility is to its Client and this document does not exonerate parties to a transaction from exercising all their rights and obligations under the transaction documents. This document cannot be reproduced except in full, without prior written approval of the Company. Any unauthorized alteration, forgery or falsification of the content or appearance of this document is unlawful and offenders may be prosecuted to the fullest extent of the law. Unless otherwise stated the results shown in this test report refer only to the sample(s) tested and such sample(s) are retained for 30 days only.
Attention: To check the authenticity of testing /inspection report & certificate, please contact us at telephone: (86-755) 8307 1443, or email: CN.Doccheck@sgs.com
SGS-CSTC Standards Technical Services Co., Ltd. Shenzhen Branch Testing Service EEC Laboratory
No.1 Workshop, M-10, Middle Section, Science & Technology Park, Shenzhen, China 518057 t (86-755) 26012053 f (86-755) 26710594 www.sgsgroup.com.cn
中国·深圳·科技园中区M-10栋一号厂房 邮编: 518057 t (86-755) 26012053 f (86-755) 26710594 sgs.china@sgs.com
Member of the SGS Group (SGS SA)

E) Other channel bandwidth standalone SAR test requirements

For the other channel bandwidths used by the device in a frequency band, apply all the procedures required for the largest channel bandwidth in section A) to determine the channels and RB configurations that need SAR testing and only measure SAR when the highest maximum output power of a configuration requiring testing in the smaller channel bandwidth is > ½ dB higher than the equivalent channel configurations in the largest channel bandwidth configuration or the reported SAR of a configuration for the largest channel bandwidth is > 1.45 W/kg.

Unless otherwise agreed in writing, this document is issued by the Company subject to its General Conditions of Service printed overleaf, available on request or accessible at http://www.sgs.com/en/Terms-and-Conditions.aspx and, for electronic format documents, subject to Terms and Conditions for Electronic Documents at http://www.sgs.com/en/Terms-and-Conditions/Terms-e-Document.aspx. Attention is drawn to the limitation of liability, indemnification and jurisdiction issues defined therein. Any holder of this document is advised that information contained hereon reflects the Company's findings at the time of its intervention only and within the limits of Client's instructions, if any. The Company's sole responsibility is to its Client and this document does not exonerate parties to a transaction from exercising all their rights and obligations under the transaction documents. This document cannot be reproduced except in full, without prior written approval of the Company. Any unauthorized alteration, forgery or falsification of the content or appearance of this document is unlawful and offenders may be prosecuted to the fullest extent of the law. Unless otherwise stated the results shown in this test report refer only to the sample(s) tested and such sample(s) are retained for 30 days only.
Attention: To check the authenticity of testing /inspection report & certificate, please contact us at telephone: (86-755) 8307 1443, or email: CN.Doccheck@sgs.com
SGS-CSTC Standards Technical Services Co., Ltd. Shenzhen Branch Testing Center-EEC Laboratory.
No.1 Workshop, M-10, Middle Section, Science & Technology Park, Shenzhen, China 518057 t (86-755) 26012053 f (86-755) 26710594 www.sgsgroup.com.cn
中国·深圳·科技园中区M-10栋一号厂房 邮编: 518057 t (86-755) 26012053 f (86-755) 26710594 sgs.china@sgs.com
Member of the SGS Group (SGS SA)

5.2.5 DUT Antenna Locations

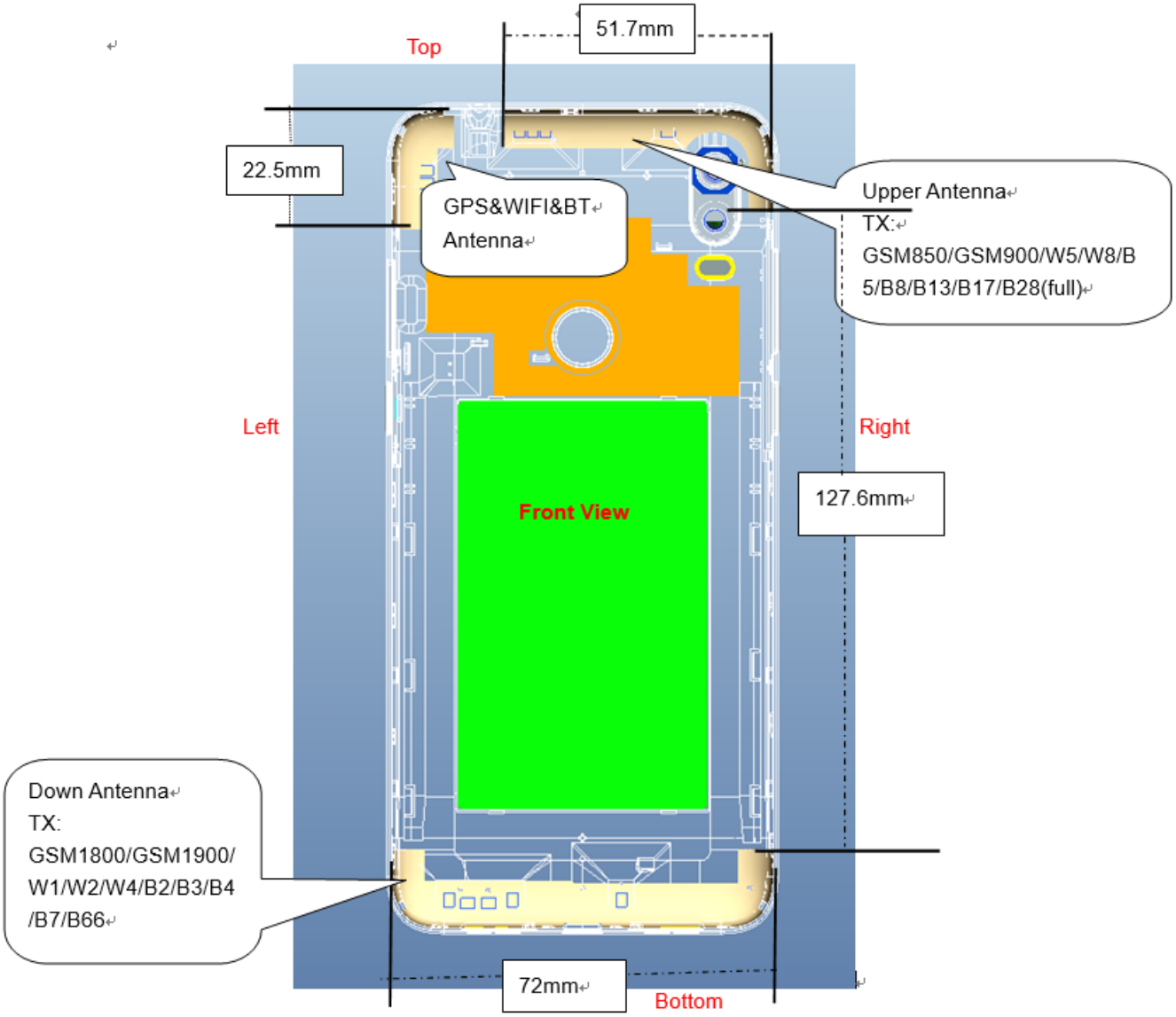

Note:

1) The test device is a mobile phone. The overall diagonal dimension of this device is 169mm.

2) The diversity Antenna does not support transmitter function.

Unless otherwise agreed in writing, this document is issued by the Company subject to its General Conditions of Service printed overleaf, available on request or accessible at http://www.sgs.com/en/Terms-and-Conditions.aspx and, for electronic format documents, subject to Terms and Conditions for Electronic Documents at http://www.sgs.com/en/Terms-and-Conditions/Terms-e-Document.aspx. Attention is drawn to the limitation of liability, indemnification and jurisdiction issues defined therein. Any holder of this document is advised that information contained hereon reflects the Company's findings at the time of its intervention only and within the limits of Client's instructions, if any. The Company's sole responsibility is to its Client and this document does not exonerate parties to a transaction from exercising all their rights and obligations under the transaction documents. This document cannot be reproduced except in full, without prior written approval of the Company. Any unauthorized alteration, forgery or falsification of the content or appearance of this document is unlawful and offenders may be prosecuted to the fullest extent of the law. Unless otherwise stated the results shown in this test report refer only to the sample(s) tested and such sample(s) are retained for 30 days only.
Attention: To check the authenticity of testing /inspection report & certificate, please contact us at telephone: (86-755) 8307 1443, or email: CN.Doccheck@sgs.com
SGS-CSTC Standards Technical Services Co., Ltd. Shenzhen Branch
No.1 Workshop, M-10, Middle Section, Science & Technology Park, Shenzhen, China 518057 t (86–755) 26012053 f (86–755) 26710594 www.sgsgroup.com.cn
中国·深圳·科技园中区M–10栋一号厂房 邮编: 518057 t (86–755) 26012053 f (86–755) 26710594 sgs.china@sgs.com
Member of the SGS Group (SGS SA)

5.2.6 EUT side for SAR Testing

According to the distance between LTE/WCDAM/GSM&WIFI antennas and the sides of the EUT we can draw the conclusion that:

EUT Sides for SAR Testing							
Mode	Exposure Condition	Front	Back	Left	Right	Top	Bottom
Upper Antenna	Hotspot/Product specific 10g SAR	Yes	Yes	Yes	Yes	Yes	No
Down Antenna	Hotspot/Product specific 10g SAR	Yes	Yes	Yes	Yes	No	Yes
Wi-Fi & BT Antenna	Hotspot/Product specific 10g SAR	Yes	Yes	Yes	No	Yes	No

Table 9： EUT Sides for SAR Testing
Note: When the antenna-to-edge distance is greater than 2.5cm, such position does not need to be tested.

Unless otherwise agreed in writing, this document is issued by the Company subject to its General Conditions of Service printed overleaf, available on request or accessible at http://www.sgs.com/en/Terms-and-Conditions.aspx and, for electronic format documents, subject to Terms and Conditions for Electronic Documents at http://www.sgs.com/en/Terms-and-Conditions/Terms-e-Document.aspx. Attention is drawn to the limitation of liability, indemnification and jurisdiction issues defined therein. Any holder of this document is advised that information contained hereon reflects the Company's findings at the time of its intervention only and within the limits of Client's instructions, if any. The Company's sole responsibility is to its Client and this document does not exonerate parties to a transaction from exercising all their rights and obligations under the transaction documents. This document cannot be reproduced except in full, without prior written approval of the Company. Any unauthorized alteration, forgery or falsification of the content or appearance of this document is unlawful and offenders may be prosecuted to the fullest extent of the law. Unless otherwise stated the results shown in this test report refer only to the sample(s) tested and such sample(s) are retained for 30 days only.
Attention: To check the authenticity of testing /inspection report & certificate, please contact us at telephone: (86-755) 8307 1443, or email: CN.Doccheck@sgs.com
SGS-CSTC Standards Technical Services Co., Ltd. Shenzhen Branch Testing Center-EEC Laboratory.
No.1 Workshop, M-10, Middle Section, Science & Technology Park, Shenzhen, China 518057 t (86-755) 26012053 f (86-755) 26710594 www.sgsgroup.com.cn
中国·深圳·科技园中区M-10栋一号厂房 邮编: 518057 t (86-755) 26012053 f (86-755) 26710594 sgs.china@sgs.com
Member of the SGS Group (SGS SA)

5.2.7 Stand-alone SAR test evaluation

Unless specifically required by the published RF exposure KDB procedures, standalone 1-g head or body and 10-g extremity SAR evaluation for general population exposure conditions, by measurement or numerical simulation, is not required when the corresponding SAR Test Exclusion Threshold condition is satisfied. These test exclusion conditions are based on source-based time-averaged maximum conducted output power of the RF channel requiring evaluation, adjusted for tune-up tolerance, and the minimum test separation distance required for the exposure conditions.

Freq. Band	Frequency (GHz)	Position	Average Power		Test Separation (mm)	Calculate Value	Exclusion Threshold	Exclusion (Y/N)
			dBm	mW				
Wi-Fi	2.462	Head	18.00	63.10	0	19.80	3	N
		Body-worn	18.00	63.10	15	6.60	3	N
		Hotspot	18.00	63.10	10	9.90	3	N
Bluetooth	2.48	Head	9.00	7.94	0	2.50	3	Y
		Body-worn	9.00	7.94	15	0.83	3	Y
		Hotspot	9.00	7.94	10	1.25	3	Y

The 1-g and 10-g SAR test exclusion thresholds for 100 MHz to 6 GHz at test separation distances ≤ 50 mm are determined by:
[(max. power of channel, including tune-up tolerance, mW)/(min. test separation distance, mm)] · [√f(GHz)] ≤ 3.0 for 1-g SAR and ≤ 7.5 for 10-g extremity SAR, where
• f(GHz) is the RF channel transmit frequency in GHz
• Power and distance are rounded to the nearest mW and mm before calculation
• The result is rounded to one decimal place for comparison

The test exclusions are applicable only when the minimum test separation distance is ≤ 50 mm and for transmission frequencies between 100 MHz and 6 GHz. When the minimum test separation distance is < 5 mm, a distance of 5 mm is applied to determine SAR test exclusion.

Unless otherwise agreed in writing, this document is issued by the Company subject to its General Conditions of Service printed overleaf, available on request or accessible at http://www.sgs.com/en/Terms-and-Conditions.aspx and, for electronic format documents, subject to Terms and Conditions for Electronic Documents at http://www.sgs.com/en/Terms-and-Conditions/Terms-e-Document.aspx. Attention is drawn to the limitation of liability, indemnification and jurisdiction issues defined therein. Any holder of this document is advised that information contained hereon reflects the Company's findings at the time of its intervention only and within the limits of Client's instructions, if any. The Company's sole responsibility is to its Client and this document does not exonerate parties to a transaction from exercising all their rights and obligations under the transaction documents. This document cannot be reproduced except in full, without prior written approval of the Company. Any unauthorized alteration, forgery or falsification of the content or appearance of this document is unlawful and offenders may be prosecuted to the fullest extent of the law. Unless otherwise stated the results shown in this test report refer only to the sample(s) tested and such sample(s) are retained for 30 days only.
Attention: To check the authenticity of testing /inspection report & certificate, please contact us at telephone: (86-755) 8307 1443, or email: CN.Doccheck@sgs.com
SGS-CSTC Standards Technical Services Co., Ltd. Shenzhen Branch Testing Center-EEC Laboratory.
No.1 Workshop, M-10, Middle Section, Science & Technology Park, Shenzhen, China 518057 t (86-755) 26012053 f (86-755) 26710594 www.sgsgroup.com.cn
中国·深圳·科技园中区M-10栋一号厂房 邮编: 518057 t (86-755) 26012053 f (86-755) 26710594 sgs.china@sgs.com
Member of the SGS Group (SGS SA)

5.3 Measurement of RF conducted Power

5.3.1 Conducted Power of GSM

GSM 850										
Burst Output Power(dBm)					Tune up	Division Factors	Frame-Average Output Power(dBm)			Tune up
Channel		128	190	251			128	190	251	
GSM(GMSK)	GSM	**31.25**	**31.30**	**31.18**	31.80	-9.19	22.06	22.11	21.99	22.61
GPRS/EGPRS (GMSK)	1 TX Slot	31.21	31.24	31.23	31.80	-9.19	22.02	22.05	22.04	22.61
	2 TX Slots	30.41	30.38	30.31	30.50	-6.18	24.23	24.20	24.13	24.32
	3 TX Slots	27.85	27.71	27.53	28.50	-4.42	23.43	23.29	23.11	24.08
	4 TX Slots	26.69	26.55	26.33	27.50	-3.17	23.52	23.38	23.16	**24.33**
EGPRS(8PSK)	1 TX Slot	26.15	26.16	26.09	27.50	-9.19	16.96	16.97	16.90	18.31
	2 TX Slots	24.55	24.56	24.52	25.50	-6.18	18.37	18.38	18.34	19.32
	3 TX Slots	22.98	22.87	22.85	24.00	-4.42	18.56	18.45	18.43	19.58
	4 TX Slots	21.52	21.42	21.33	22.50	-3.17	18.35	18.25	18.16	19.33

GSM 1900 Hotspot off										
Burst Output Power(dBm)					Tune up	Division Factors	Frame-Average Output Power(dBm)			Tune up
Channel		512	661	810			512	661	810	
GSM(GMSK)	GSM	29.75	**29.78**	29.66	29.80	-9.19	20.56	20.59	20.47	20.61
GPRS/EGPRS (GMSK)	1 TX Slot	29.71	29.76	29.65	29.80	-9.19	20.52	20.57	20.46	20.61
	2 TX Slots	27.22	27.55	27.31	28.00	-6.18	21.04	21.37	21.13	21.82
	3 TX Slots	24.41	24.65	24.52	25.00	-4.42	19.99	20.23	20.10	20.58
	4 TX Slots	23.58	23.89	23.66	24.00	-3.17	20.41	20.72	20.49	20.83
EGPRS(8PSK)	1 TX Slot	25.51	25.52	25.23	26.00	-9.19	16.32	16.33	16.04	16.81
	2 TX Slots	23.72	23.87	23.58	24.00	-6.18	17.54	17.69	17.40	17.82
	3 TX Slots	21.96	22.06	21.82	22.50	-4.42	17.54	17.64	17.40	18.08
	4 TX Slots	20.23	20.32	20.14	20.50	-3.17	17.06	17.15	16.97	17.33

Unless otherwise agreed in writing, this document is issued by the Company subject to its General Conditions of Service printed overleaf, available on request or accessible at http://www.sgs.com/en/Terms-and-Conditions.aspx and, for electronic format documents, subject to Terms and Conditions for Electronic Documents at http://www.sgs.com/en/Terms-and-Conditions/Terms-e-Document.aspx. Attention is drawn to the limitation of liability, indemnification and jurisdiction issues defined therein. Any holder of this document is advised that information contained hereon reflects the Company's findings at the time of its intervention only and within the limits of Client's instructions, if any. The Company's sole responsibility is to its Client and this document does not exonerate parties to a transaction from exercising all their rights and obligations under the transaction documents. This document cannot be reproduced except in full, without prior written approval of the Company. Any unauthorized alteration, forgery or falsification of the content or appearance of this document is unlawful and offenders may be prosecuted to the fullest extent of the law. Unless otherwise stated the results shown in this test report refer only to the sample(s) tested and such sample(s) are retained for 30 days only.
Attention: To check the authenticity of testing /inspection report & certificate, please contact us at telephone: (86-755) 8307 1443, or email: CN.Doccheck@sgs.com
SGS-CSTC Standards Technical Services Co., Ltd. Shenzhen Branch Testing Service EEC Laboratory.
No.1 Workshop, M-10, Middle Section, Science & Technology Park, Shenzhen, China 518057 t (86-755) 26012053 f (86-755) 26710594 www.sgsgroup.com.cn
中国·深圳·科技园中区M-10栋一号厂房 邮编: 518057 t (86-755) 26012053 f (86-755) 26710594 sgs.china@sgs.com
Member of the SGS Group (SGS SA)

GSM 1900 Hotspot on										
Burst Output Power(dBm)					Tune up	Division Factors	Frame-Average Output Power(dBm)			Tune up
Channel		512	661	810			512	661	810	
GSM(GMSK)	GSM	29.26	29.42	29.19	29.50	-9.19	20.07	20.23	20.00	20.31
GPRS/EGPRS (GMSK)	1 TX Slot	29.24	29.39	29.20	29.50	-9.19	20.05	20.20	20.01	20.31
	2 TX Slots	26.54	26.87	26.61	27.00	-6.18	20.36	20.69	20.43	20.82
	3 TX Slots	24.17	24.50	24.28	25.00	-4.42	19.75	20.08	19.86	20.58
	4 TX Slots	23.36	**23.79**	23.59	24.00	-3.17	20.19	20.62	20.42	**20.83**
EGPRS(8PSK)	1 TX Slot	24.57	24.64	24.34	25.00	-9.19	15.38	15.45	15.15	15.81
	2 TX Slots	21.58	21.69	21.43	22.00	-6.18	15.40	15.51	15.25	15.82
	3 TX Slots	19.81	19.98	19.71	20.00	-4.42	15.39	15.56	15.29	15.58
	4 TX Slots	19.58	19.71	19.49	20.00	-3.17	16.41	16.54	16.32	16.83

Table 10：Conducted Power of GSM.
Note:
1）. CMW500 measures GSM peak and average output power for active timeslots. For SAR the time based average power is relevant. The difference in between depends on the duty cycle of the TDMA signal:

No. of timeslots	1	2	3	4
Duty Cycle	1:8.3	1:4.15	1:2.77	1:2.075
Time based avg. power compared to slotted avg. power	-9.19	-6.18	-4.42	-3.17

2）. The frame-averaged power is linearly proportion to the slot number configured and it is linearly scaled the maximum burst-averaged power based on time slots. The calculated method is shown as below:
Frame-averaged power = 10 x log (Burst-averaged power mW x Slot used / 8
3）. When the maximum output power variation across the required test channels is > ½ dB, instead of the middle channel, the highest output power channel must be used

Unless otherwise agreed in writing, this document is issued by the Company subject to its General Conditions of Service printed overleaf, available on request or accessible at http://www.sgs.com/en/Terms-and-Conditions.aspx and, for electronic format documents, subject to Terms and Conditions for Electronic Documents at http://www.sgs.com/en/Terms-and-Conditions/Terms-e-Document.aspx. Attention is drawn to the limitation of liability, indemnification and jurisdiction issues defined therein. Any holder of this document is advised that information contained hereon reflects the Company's findings at the time of its intervention only and within the limits of Client's instructions, if any. The Company's sole responsibility is to its Client and this document does not exonerate parties to a transaction from exercising all their rights and obligations under the transaction documents. This document cannot be reproduced except in full, without prior written approval of the Company. Any unauthorized alteration, forgery or falsification of the content or appearance of this document is unlawful and offenders may be prosecuted to the fullest extent of the law. Unless otherwise stated the results shown in this test report refer only to the sample(s) tested and such sample(s) are retained for 30 days only.
Attention: To check the authenticity of testing /inspection report & certificate, please contact us at telephone: (86-755) 8307 1443, or email: CN.Doccheck@sgs.com
SGS-CSTC Standards Technical Services Co., Ltd. Shenzhen Branch Testing Center EEC Laboratory.
No.1 Workshop, M-10, Middle Section, Science & Technology Park, Shenzhen, China 518057 t (86-755) 26012053 f (86-755) 26710594 www.sgsgroup.com.cn
中国·深圳·科技园中区M-10栋一号厂房 邮编: 518057 t (86-755) 26012053 f (86-755) 26710594 sgs.china@sgs.com
Member of the SGS Group (SGS SA)

5.3.2 Conducted Power of WCDMA

WCDMA Band II Hotspot off					
Average Conducted Power(dBm)					
Channel		9262	9400	9538	Tune up
WCDMA	12.2kbps RMC	23.62	**23.52**	23.39	23.80
	12.2kbps AMR	23.61	23.50	23.44	23.80
HSDPA	Subtest 1	22.61	22.79	22.43	23.00
	Subtest 2	22.59	22.63	22.36	23.00
	Subtest 3	21.97	22.22	21.86	22.50
	Subtest 4	22.03	22.18	21.89	22.50
HSUPA	Subtest 1	20.64	20.72	20.33	21.00
	Subtest 2	20.55	20.71	20.37	21.00
	Subtest 3	21.56	21.71	21.38	22.00
	Subtest 4	20.05	20.25	19.91	20.50
	Subtest 5	21.57	21.76	21.42	22.00
DC-HSDPA	Subtest 1	22.54	22.68	22.35	23.00
	Subtest 2	22.52	22.61	22.22	23.00
	Subtest 3	21.90	22.20	21.82	22.50
	Subtest 4	22.01	22.16	21.82	22.50
HSPA+	16QAM	20.52	20.66	20.52	21.00
WCDMA Band II Hotspot on					
Average Conducted Power(dBm)					
Channel		9262	9400	9538	Tune up
WCDMA	12.2kbps RMC	21.54	**21.53**	21.36	22.00
	12.2kbps AMR	21.55	21.51	21.38	22.00
HSDPA	Subtest 1	21.56	21.73	21.42	22.00
	Subtest 2	21.54	21.75	21.40	22.00
	Subtest 3	21.15	21.18	20.87	21.50
	Subtest 4	21.12	21.22	20.78	21.50
HSUPA	Subtest 1	19.57	19.70	19.38	20.00
	Subtest 2	19.61	19.69	19.47	20.00
	Subtest 3	20.54	20.74	20.36	21.00
	Subtest 4	19.20	19.21	18.87	20.00
	Subtest 5	20.49	20.69	20.37	21.00
DC-HSDPA	Subtest 1	21.50	21.71	21.33	22.00
	Subtest 2	21.46	21.68	21.35	22.00
	Subtest 3	21.09	21.13	20.79	21.50
	Subtest 4	21.09	21.15	20.77	21.50
HSPA+	16QAM	19.60	19.58	19.61	20.00

Unless otherwise agreed in writing, this document is issued by the Company subject to its General Conditions of Service printed overleaf, available on request or accessible at http://www.sgs.com/en/Terms-and-Conditions.aspx and, for electronic format documents, subject to Terms and Conditions for Electronic Documents at http://www.sgs.com/en/Terms-and-Conditions/Terms-e-Document.aspx. Attention is drawn to the limitation of liability, indemnification and jurisdiction issues defined therein. Any holder of this document is advised that information contained hereon reflects the Company's findings at the time of its intervention only and within the limits of Client's instructions, if any. The Company's sole responsibility is to its Client and this document does not exonerate parties to a transaction from exercising all their rights and obligations under the transaction documents. This document cannot be reproduced except in full, without prior written approval of the Company. Any unauthorized alteration, forgery or falsification of the content or appearance of this document is unlawful and offenders may be prosecuted to the fullest extent of the law. Unless otherwise stated the results shown in this test report refer only to the sample(s) tested and such sample(s) are retained for 30 days only.
Attention: To check the authenticity of testing /inspection report & certificate, please contact us at telephone: (86-755) 8307 1443, or email: CN.Doccheck@sgs.com
SGS-CSTC Standards Technical Services Co., Ltd. Shenzhen Branch Testing Center-EEC Laboratory.
No.1 Workshop, M-10, Middle Section, Science & Technology Park, Shenzhen, China 518057 t (86-755) 26012053 f (86-755) 26710594 www.sgsgroup.com.cn
中国·深圳·科技园中区M-10栋一号厂房 邮编: 518057 t (86-755) 26012053 f (86-755) 26710594 sgs.china@sgs.com
Member of the SGS Group (SGS SA)

WCDMA Band IV					
Average Conducted Power(dBm)					
Channel		1312	1412	1513	Tune up
WCDMA	12.2kbps RMC	**22.31**	**22.35**	**22.36**	22.80
	12.2kbps AMR	22.33	22.34	22.37	22.80
HSDPA	Subtest 1	21.17	21.13	21.00	21.50
	Subtest 2	21.19	21.07	20.95	21.50
	Subtest 3	20.72	20.61	20.48	21.00
	Subtest 4	20.71	20.59	20.47	21.00
HSUPA	Subtest 1	19.22	19.14	19.01	20.00
	Subtest 2	19.20	19.18	19.03	20.00
	Subtest 3	20.22	20.17	20.05	21.00
	Subtest 4	18.68	18.62	18.54	19.00
	Subtest 5	20.29	20.35	20.12	21.00
DC-HSDPA	Subtest 1	21.11	21.09	20.97	21.50
	Subtest 2	21.06	21.03	20.91	21.50
	Subtest 3	20.66	20.58	20.42	21.00
	Subtest 4	20.65	20.52	20.39	21.00
HSPA+	16QAM	19.38	19.22	19.16	20.00
WCDMA Band V					
Average Conducted Power(dBm)					
Channel		4132	4182	4233	Tune up
WCDMA	12.2kbps RMC	**23.08**	**23.12**	**23.01**	23.50
	12.2kbps AMR	23.01	23.10	23.06	23.50
HSDPA	Subtest 1	21.76	21.72	21.79	22.00
	Subtest 2	21.68	21.69	21.62	22.00
	Subtest 3	21.22	21.20	21.26	22.00
	Subtest 4	21.24	21.16	21.19	22.00
HSUPA	Subtest 1	19.74	19.73	19.74	21.50
	Subtest 2	19.74	19.74	19.67	21.50
	Subtest 3	20.67	20.64	20.78	22.00
	Subtest 4	19.25	19.19	19.18	20.50
	Subtest 5	20.71	20.84	20.81	22.00
DC-HSDPA	Subtest 1	21.68	21.65	21.73	22.00
	Subtest 2	21.62	21.59	21.58	22.00
	Subtest 3	21.11	21.15	21.22	22.00
	Subtest 4	21.17	21.11	21.13	22.00
HSPA+	16QAM	19.82	19.69	19.58	20.00

Table 11：Conducted Power of WCDMA.

Note:

1) when the maximum output power variation across the required test channels is > ½ dB, instead of the middle channel, the highest output power channel must be used.

Unless otherwise agreed in writing, this document is issued by the Company subject to its General Conditions of Service printed overleaf, available on request or accessible at http://www.sgs.com/en/Terms-and-Conditions.aspx and, for electronic format documents, subject to Terms and Conditions for Electronic Documents at http://www.sgs.com/en/Terms-and-Conditions/Terms-e-Document.aspx. Attention is drawn to the limitation of liability, indemnification and jurisdiction issues defined therein. Any holder of this document is advised that information contained hereon reflects the Company's findings at the time of its intervention only and within the limits of Client's instructions, if any. The Company's sole responsibility is to its Client and this document does not exonerate parties to a transaction from exercising all their rights and obligations under the transaction documents. This document cannot be reproduced except in full, without prior written approval of the Company. Any unauthorized alteration, forgery or falsification of the content or appearance of this document is unlawful and offenders may be prosecuted to the fullest extent of the law. Unless otherwise stated the results shown in this test report refer only to the sample(s) tested and such sample(s) are retained for 30 days only.
Attention: To check the authenticity of testing /inspection report & certificate, please contact us at telephone: (86-755) 8307 1443, or email: CN.Doccheck@sgs.com
SGS-CSTC Standards Technical Services Co., Ltd. Shenzhen Branch Testing Center-EEC Laboratory.
No.1 Workshop, M-10, Middle Section, Science & Technology Park, Shenzhen, China 518057 t (86-755) 26012053 f (86-755) 26710594 www.sgsgroup.com.cn
中国·深圳·科技园中区M-10栋一号厂房 邮编: 518057 t (86-755) 26012053 f (86-755) 26710594 sgs.china@sgs.com
Member of the SGS Group (SGS SA)

5.3.3 Conducted Power of LTE

LTE Band 2 Hotspot off				Conducted Power(dBm)			
Bandwidth	Modulation	RB size	RB offset	Channel 18607	Channel 18900	Channel 19193	Tune up
1.4MHz	QPSK	1	0	22.80	22.83	22.66	23.50
		1	2	23.03	23.07	22.67	23.50
		1	5	22.72	22.80	22.71	23.50
		3	0	22.85	22.85	22.88	23.50
		3	2	23.03	22.88	22.83	23.50
		3	3	22.75	22.96	22.69	23.50
		6	0	21.84	21.94	21.77	22.50
	16QAM	1	0	22.06	22.05	21.70	22.50
		1	2	22.13	22.27	22.18	22.50
		1	5	21.86	22.04	21.93	22.50
		3	0	21.72	21.88	21.79	22.50
		3	2	21.82	21.99	21.67	22.50
		3	3	21.87	21.90	21.76	22.50
		6	0	20.85	20.92	20.91	21.50
Bandwidth	Modulation	RB size	RB offset	Channel 18615	Channel 18900	Channel 19185	Tune up
3MHz	QPSK	1	0	22.81	22.86	22.75	23.50
		1	7	22.90	23.11	22.93	23.50
		1	14	22.80	22.93	22.86	23.50
		8	0	21.83	21.93	21.70	22.50
		8	4	21.83	22.01	21.77	22.50
		8	7	21.84	21.98	21.67	22.50
		15	0	21.90	21.92	21.74	22.50
	16QAM	1	0	22.14	22.01	22.05	22.50
		1	7	22.28	22.20	22.07	22.50
		1	14	22.14	22.39	21.79	22.50
		8	0	20.97	21.00	20.94	21.50
		8	4	20.97	21.09	20.90	21.50
		8	7	20.95	21.02	20.86	21.50
		15	0	20.80	20.87	20.78	21.50

Unless otherwise agreed in writing, this document is issued by the Company subject to its General Conditions of Service printed overleaf, available on request or accessible at http://www.sgs.com/en/Terms-and-Conditions.aspx and, for electronic format documents, subject to Terms and Conditions for Electronic Documents at http://www.sgs.com/en/Terms-and-Conditions/Terms-e-Document.aspx. Attention is drawn to the limitation of liability, indemnification and jurisdiction issues defined therein. Any holder of this document is advised that information contained hereon reflects the Company's findings at the time of its intervention only and within the limits of Client's instructions, if any. The Company's sole responsibility is to its Client and this document does not exonerate parties to a transaction from exercising all their rights and obligations under the transaction documents. This document cannot be reproduced except in full, without prior written approval of the Company. Any unauthorized alteration, forgery or falsification of the content or appearance of this document is unlawful and offenders may be prosecuted to the fullest extent of the law. Unless otherwise stated the results shown in this test report refer only to the sample(s) tested and such sample(s) are retained for 30 days only.
Attention: To check the authenticity of testing /inspection report & certificate, please contact us at telephone: (86-755) 8307 1443, or email: CN.Doccheck@sgs.com
SGS-CSTC Standards Technical Services Co., Ltd. Shenzhen Branch Testing Service EEC Laboratory.
No.1 Workshop, M-10, Middle Section, Science & Technology Park, Shenzhen, China 518057 t (86-755) 26012053 f (86-755) 26710594 www.sgsgroup.com.cn
中国·深圳·科技园中区M-10栋一号厂房 邮编: 518057 t (86-755) 26012053 f (86-755) 26710594 sgs.china@sgs.com
Member of the SGS Group (SGS SA)

Bandwidth	Modulation	RB size	RB offset	Channel 18625	Channel 18900	Channel 19175	Tune up
5MHz	QPSK	1	0	22.77	22.79	22.48	23.50
		1	13	22.79	22.83	22.68	23.50
		1	24	22.74	22.86	22.53	23.50
		12	0	21.88	21.97	21.65	22.50
		12	6	21.91	21.89	21.81	22.50
		12	13	21.89	21.87	21.75	22.50
		25	0	21.79	21.90	21.76	22.50
	16QAM	1	0	22.07	21.82	21.82	22.50
		1	13	22.05	21.81	22.33	22.50
		1	24	22.18	22.00	22.00	22.50
		12	0	20.74	20.90	20.63	21.50
		12	6	20.98	21.02	20.73	21.50
		12	13	20.91	20.86	20.70	21.50
		25	0	20.84	20.79	20.83	21.50

Bandwidth	Modulation	RB size	RB offset	Channel 18650	Channel 18900	Channel 19150	Tune up
10MHz	QPSK	1	0	22.77	22.86	22.74	23.50
		1	25	22.96	22.94	22.84	23.50
		1	49	22.79	22.70	22.78	23.50
		25	0	21.89	22.00	21.72	22.50
		25	13	21.97	21.85	21.79	22.50
		25	25	21.99	21.93	21.82	22.50
		50	0	22.03	21.96	21.83	22.50
	16QAM	1	0	22.25	22.42	21.75	22.50
		1	25	22.21	22.18	21.69	22.50
		1	49	22.31	22.00	22.10	22.50
		25	0	20.87	21.09	20.77	21.50
		25	13	21.01	20.97	20.73	21.50
		25	25	20.97	20.87	20.83	21.50
		50	0	20.93	21.04	20.77	21.50

Unless otherwise agreed in writing, this document is issued by the Company subject to its General Conditions of Service printed overleaf, available on request or accessible at http://www.sgs.com/en/Terms-and-Conditions.aspx and, for electronic format documents, subject to Terms and Conditions for Electronic Documents at http://www.sgs.com/en/Terms-and-Conditions/Terms-e-Document.aspx. Attention is drawn to the limitation of liability, indemnification and jurisdiction issues defined therein. Any holder of this document is advised that information contained hereon reflects the Company's findings at the time of its intervention only and within the limits of Client's instructions, if any. The Company's sole responsibility is to its Client and this document does not exonerate parties to a transaction from exercising all their rights and obligations under the transaction documents. This document cannot be reproduced except in full, without prior written approval of the Company. Any unauthorized alteration, forgery or falsification of the content or appearance of this document is unlawful and offenders may be prosecuted to the fullest extent of the law. Unless otherwise stated the results shown in this test report refer only to the sample(s) tested and such sample(s) are retained for 30 days only.
Attention: To check the authenticity of testing /inspection report & certificate, please contact us at telephone: (86-755) 8307 1443, or email: CN.Doccheck@sgs.com
SGS-CSTC Standards Technical Services Co., Ltd. Shenzhen Branch Testing Center EEC Laboratory.
No.1 Workshop, M-10, Middle Section, Science & Technology Park, Shenzhen, China 518057 t (86-755) 26012053 f (86-755) 26710594 www.sgsgroup.com.cn
中国·深圳·科技园中区M-10栋一号厂房 邮编: 518057 t (86-755) 26012053 f (86-755) 26710594 sgs.china@sgs.com
Member of the SGS Group (SGS SA)

Bandwidth	Modulation	RB size	RB offset	Channel 18675	Channel 18900	Channel 19125	Tune up
15MHz	QPSK	1	0	22.77	22.85	22.78	23.50
		1	38	22.84	22.91	22.64	23.50
		1	74	22.76	22.72	22.65	23.50
		36	0	21.80	21.99	21.96	22.50
		36	18	21.95	21.95	21.80	22.50
		36	39	21.99	21.90	21.78	22.50
		75	0	21.92	21.91	21.76	22.50
	16QAM	1	0	22.13	22.29	21.99	22.50
		1	38	22.00	22.31	21.61	22.50
		1	74	22.40	22.20	21.76	22.50
		36	0	20.93	20.93	20.83	21.50
		36	18	21.07	20.92	20.71	21.50
		36	39	21.04	20.85	20.76	21.50
		75	0	20.90	20.94	20.85	21.50

Bandwidth	Modulation	RB size	RB offset	Channel 18700	Channel 18900	Channel 19100	Tune up
20MHz	QPSK	1	0	22.50	22.70	22.45	23.50
		1	50	22.75	22.95	**23.10**	23.50
		1	99	22.74	22.44	22.30	23.50
		50	0	21.82	21.91	22.01	22.50
		50	25	22.02	**22.03**	21.89	22.50
		50	50	22.00	21.83	21.67	22.50
		100	0	21.90	21.96	21.85	22.50
	16QAM	1	0	22.47	21.77	22.22	22.50
		1	50	22.45	22.02	21.88	22.50
		1	99	21.48	21.75	21.64	22.50
		50	0	20.80	20.93	20.98	21.50
		50	25	21.03	21.05	20.89	21.50
		50	50	21.03	20.91	20.76	21.50
		100	0	20.94	20.98	20.86	21.50

Unless otherwise agreed in writing, this document is issued by the Company subject to its General Conditions of Service printed overleaf, available on request or accessible at http://www.sgs.com/en/Terms-and-Conditions.aspx and, for electronic format documents, subject to Terms and Conditions for Electronic Documents at http://www.sgs.com/en/Terms-and-Conditions/Terms-e-Document.aspx. Attention is drawn to the limitation of liability, indemnification and jurisdiction issues defined therein. Any holder of this document is advised that information contained hereon reflects the Company's findings at the time of its intervention only and within the limits of Client's instructions, if any. The Company's sole responsibility is to its Client and this document does not exonerate parties to a transaction from exercising all their rights and obligations under the transaction documents. This document cannot be reproduced except in full, without prior written approval of the Company. Any unauthorized alteration, forgery or falsification of the content or appearance of this document is unlawful and offenders may be prosecuted to the fullest extent of the law. Unless otherwise stated the results shown in this test report refer only to the sample(s) tested and such sample(s) are retained for 30 days only.
Attention: To check the authenticity of testing /inspection report & certificate, please contact us at telephone: (86-755) 8307 1443, or email: CN.Doccheck@sgs.com
SGS-CSTC Standards Technical Services Co., Ltd. Shenzhen Branch Testing Center-EEC Laboratory.
No.1 Workshop, M-10, Middle Section, Science & Technology Park, Shenzhen, China 518057 t (86-755) 26012053 f (86-755) 26710594 www.sgsgroup.com.cn
中国·深圳·科技园中区M-10栋一号厂房 邮编: 518057 t (86-755) 26012053 f (86-755) 26710594 sgs.china@sgs.com
Member of the SGS Group (SGS SA)

LTE Band 2 Hotspot on				Conducted Power(dBm)			
Bandwidth	Modulation	RB size	RB offset	Channel 18607	Channel 18900	Channel 19193	Tune up
1.4MHz	QPSK	1	0	20.73	20.91	20.78	21.50
		1	2	21.06	20.86	20.97	21.50
		1	5	20.82	20.98	20.74	21.50
		3	0	20.87	21.04	20.83	21.50
		3	2	20.92	20.92	20.86	21.50
		3	3	20.99	20.95	20.85	21.50
		6	0	20.89	21.03	20.81	21.50
	16QAM	1	0	21.15	21.06	20.74	21.50
		1	2	21.14	21.16	21.44	21.50
		1	5	20.97	21.13	20.91	21.50
		3	0	20.86	20.95	20.72	21.50
		3	2	20.96	20.80	20.83	21.50
		3	3	21.05	20.96	20.92	21.50
		6	0	21.15	21.11	20.91	21.50
Bandwidth	Modulation	RB size	RB offset	Channel 18615	Channel 18900	Channel 19185	Tune up
3MHz	QPSK	1	0	20.77	20.95	20.73	21.50
		1	7	21.03	21.15	21.06	21.50
		1	14	20.85	20.95	20.86	21.50
		8	0	20.91	20.92	20.77	21.50
		8	4	20.79	20.98	20.82	21.50
		8	7	20.88	20.84	20.73	21.50
		15	0	20.89	21.01	20.78	21.50
	16QAM	1	0	20.99	21.14	21.10	21.50
		1	7	21.38	21.26	21.42	21.50
		1	14	21.01	21.10	21.20	21.50
		8	0	20.97	20.97	20.83	21.50
		8	4	21.05	21.07	20.85	21.50
		8	7	21.01	21.05	20.79	21.50
		15	0	21.02	20.93	20.73	21.50

Unless otherwise agreed in writing, this document is issued by the Company subject to its General Conditions of Service printed overleaf, available on request or accessible at http://www.sgs.com/en/Terms-and-Conditions.aspx and, for electronic format documents, subject to Terms and Conditions for Electronic Documents at http://www.sgs.com/en/Terms-and-Conditions/Terms-e-Document.aspx. Attention is drawn to the limitation of liability, indemnification and jurisdiction issues defined therein. Any holder of this document is advised that information contained hereon reflects the Company's findings at the time of its intervention only and within the limits of Client's instructions, if any. The Company's sole responsibility is to its Client and this document does not exonerate parties to a transaction from exercising all their rights and obligations under the transaction documents. This document cannot be reproduced except in full, without prior written approval of the Company. Any unauthorized alteration, forgery or falsification of the content or appearance of this document is unlawful and offenders may be prosecuted to the fullest extent of the law. Unless otherwise stated the results shown in this test report refer only to the sample(s) tested and such sample(s) are retained for 30 days only.
Attention: To check the authenticity of testing /inspection report & certificate, please contact us at telephone: (86-755) 8307 1443, or email: CN.Doccheck@sgs.com
SGS-CSTC Standards Technical Services Co., Ltd. Shenzhen Branch Testing Center EEC Laboratory.
No.1 Workshop, M-10, Middle Section, Science & Technology Park, Shenzhen, China 518057 t (86–755) 26012053 f (86–755) 26710594 www.sgsgroup.com.cn
中国·深圳·科技园中区M–10栋一号厂房 邮编: 518057 t (86–755) 26012053 f (86–755) 26710594 sgs.china@sgs.com
Member of the SGS Group (SGS SA)

Bandwidth	Modulation	RB size	RB offset	Channel 18625	Channel 18900	Channel 19175	Tune up
5MHz	QPSK	1	0	20.72	20.91	20.72	21.50
		1	13	20.78	21.01	20.74	21.50
		1	24	20.86	20.86	20.54	21.50
		12	0	20.89	20.99	20.74	21.50
		12	6	20.98	20.99	20.75	21.50
		12	13	20.83	20.80	20.73	21.50
		25	0	20.86	20.88	20.74	21.50
	16QAM	1	0	21.12	21.12	20.75	21.50
		1	13	21.00	20.88	20.96	21.50
		1	24	21.15	21.30	20.99	21.50
		12	0	20.82	20.88	20.66	21.50
		12	6	20.90	20.95	20.82	21.50
		12	13	20.85	20.83	20.78	21.50
		25	0	20.94	20.81	20.72	21.50
Bandwidth	Modulation	RB size	RB offset	Channel 18650	Channel 18900	Channel 19150	Tune up
10MHz	QPSK	1	0	20.76	21.01	20.69	21.50
		1	25	20.83	20.88	20.89	21.50
		1	49	20.90	20.95	20.69	21.50
		25	0	20.84	21.09	20.81	21.50
		25	13	20.99	20.93	20.70	21.50
		25	25	20.97	20.87	20.77	21.50
		50	0	20.97	20.98	20.87	21.50
	16QAM	1	0	21.35	21.48	21.17	21.50
		1	25	21.24	21.42	21.10	21.50
		1	49	20.70	21.22	21.18	21.50
		25	0	20.99	21.02	20.94	21.50
		25	13	20.85	20.97	20.78	21.50
		25	25	20.97	20.88	20.72	21.50
		50	0	21.02	21.09	20.86	21.50

Unless otherwise agreed in writing, this document is issued by the Company subject to its General Conditions of Service printed overleaf, available on request or accessible at http://www.sgs.com/en/Terms-and-Conditions.aspx and, for electronic format documents, subject to Terms and Conditions for Electronic Documents at http://www.sgs.com/en/Terms-and-Conditions/Terms-e-Document.aspx. Attention is drawn to the limitation of liability, indemnification and jurisdiction issues defined therein. Any holder of this document is advised that information contained hereon reflects the Company's findings at the time of its intervention only and within the limits of Client's instructions, if any. The Company's sole responsibility is to its Client and this document does not exonerate parties to a transaction from exercising all their rights and obligations under the transaction documents. This document cannot be reproduced except in full, without prior written approval of the Company. Any unauthorized alteration, forgery or falsification of the content or appearance of this document is unlawful and offenders may be prosecuted to the fullest extent of the law. Unless otherwise stated the results shown in this test report refer only to the sample(s) tested and such sample(s) are retained for 30 days only.
Attention: To check the authenticity of testing /inspection report & certificate, please contact us at telephone: (86-755) 8307 1443, or email: CN.Doccheck@sgs.com
SGS-CSTC Standards Technical Services Co., Ltd. Shenzhen Branch Testing Center-EEC Laboratory.
No.1 Workshop, M-10, Middle Section, Science & Technology Park, Shenzhen, China 518057 t (86-755) 26012053 f (86-755) 26710594 www.sgsgroup.com.cn
中国·深圳·科技园中区M-10栋一号厂房 邮编: 518057 t (86-755) 26012053 f (86-755) 26710594 sgs.china@sgs.com
Member of the SGS Group (SGS SA)

Bandwidth	Modulation	RB size	RB offset	Channel 18675	Channel 18900	Channel 19125	Tune up
15MHz	QPSK	1	0	20.87	21.00	20.87	21.50
		1	38	20.91	20.99	20.62	21.50
		1	74	21.00	20.68	20.58	21.50
		36	0	20.90	21.00	20.91	21.50
		36	18	20.92	21.05	20.82	21.50
		36	39	21.08	21.03	20.82	21.50
		75	0	21.00	21.03	20.90	21.50
	16QAM	1	0	21.23	21.22	21.08	21.50
		1	38	21.21	21.31	20.62	21.50
		1	74	21.23	21.47	20.75	21.50
		36	0	20.95	21.09	20.83	21.50
		36	18	21.01	21.00	20.78	21.50
		36	39	21.09	20.92	20.76	21.50
		75	0	20.96	21.04	20.89	21.50
Bandwidth	Modulation	RB size	RB offset	Channel 18700	Channel 18900	Channel 19100	Tune up
20MHz	QPSK	1	0	20.52	20.67	20.70	21.50
		1	50	**21.19**	21.00	20.96	21.50
		1	99	20.78	20.53	20.46	21.50
		50	0	20.87	21.06	21.00	21.50
		50	25	21.03	20.97	20.81	21.50
		50	50	**21.10**	20.93	20.76	21.50
		100	0	20.93	20.99	20.83	21.50
	16QAM	1	0	20.68	20.85	21.27	21.50
		1	50	21.37	21.35	21.07	21.50
		1	99	20.84	21.01	20.56	21.50
		50	0	20.94	21.12	21.00	21.50
		50	25	21.15	21.03	20.95	21.50
		50	50	21.07	20.90	20.88	21.50
		100	0	21.02	21.00	20.81	21.50

Unless otherwise agreed in writing, this document is issued by the Company subject to its General Conditions of Service printed overleaf, available on request or accessible at http://www.sgs.com/en/Terms-and-Conditions.aspx and, for electronic format documents, subject to Terms and Conditions for Electronic Documents at http://www.sgs.com/en/Terms-and-Conditions/Terms-e-Document.aspx. Attention is drawn to the limitation of liability, indemnification and jurisdiction issues defined therein. Any holder of this document is advised that information contained hereon reflects the Company's findings at the time of its intervention only and within the limits of Client's instructions, if any. The Company's sole responsibility is to its Client and this document does not exonerate parties to a transaction from exercising all their rights and obligations under the transaction documents. This document cannot be reproduced except in full, without prior written approval of the Company. Any unauthorized alteration, forgery or falsification of the content or appearance of this document is unlawful and offenders may be prosecuted to the fullest extent of the law. Unless otherwise stated the results shown in this test report refer only to the sample(s) tested and such sample(s) are retained for 30 days only.
Attention: To check the authenticity of testing /inspection report & certificate, please contact us at telephone: (86-755) 8307 1443, or email: CN.Doccheck@sgs.com
SGS-CSTC Standards Technical Services Co., Ltd. Shenzhen Branch Testing Center-EEC Laboratory.
No.1 Workshop, M-10, Middle Section, Science & Technology Park, Shenzhen, China 518057 t (86-755) 26012053 f (86-755) 26710594 www.sgsgroup.com.cn
中国·深圳·科技园中区M-10栋一号厂房 邮编: 518057 t (86-755) 26012053 f (86-755) 26710594 sgs.china@sgs.com
Member of the SGS Group (SGS SA)

LTE Band 4				Conducted Power(dBm)			
Bandwidth	Modulation	RB size	RB offset	Channel 19957	Channel 20175	Channel 20393	Tune up
1.4MHz	QPSK	1	0	22.77	22.66	22.58	23.50
		1	2	22.81	22.72	22.60	23.50
		1	5	22.62	22.68	22.53	23.50
		3	0	22.72	22.80	22.66	23.50
		3	2	22.74	22.93	22.87	23.50
		3	3	22.70	22.74	22.56	23.50
		6	0	21.86	21.81	21.69	22.50
	16QAM	1	0	22.13	21.94	21.94	22.50
		1	2	22.12	22.19	21.97	22.50
		1	5	21.99	21.82	22.12	22.50
		3	0	21.94	21.92	21.77	22.50
		3	2	22.05	21.71	21.64	22.50
		3	3	21.80	21.69	21.64	22.50
		6	0	21.00	21.08	20.70	21.50
Bandwidth	Modulation	RB size	RB offset	Channel 19965	Channel 20175	Channel 20385	Tune up
3MHz	QPSK	1	0	22.75	22.71	22.59	23.50
		1	7	22.72	22.91	22.83	23.50
		1	14	22.73	22.64	22.62	23.50
		8	0	21.84	21.85	21.62	22.50
		8	4	22.00	21.85	21.74	22.50
		8	7	21.84	21.82	21.65	22.50
		15	0	21.82	21.78	21.69	22.50
	16QAM	1	0	21.89	21.93	22.22	22.50
		1	7	22.23	22.23	22.46	22.50
		1	14	21.94	22.10	22.25	22.50
		8	0	21.03	20.94	20.67	21.50
		8	4	20.98	20.85	20.79	21.50
		8	7	20.77	20.70	20.67	21.50
		15	0	20.87	20.97	20.56	21.50

Unless otherwise agreed in writing, this document is issued by the Company subject to its General Conditions of Service printed overleaf, available on request or accessible at http://www.sgs.com/en/Terms-and-Conditions.aspx and, for electronic format documents, subject to Terms and Conditions for Electronic Documents at http://www.sgs.com/en/Terms-and-Conditions/Terms-e-Document.aspx. Attention is drawn to the limitation of liability, indemnification and jurisdiction issues defined therein. Any holder of this document is advised that information contained hereon reflects the Company's findings at the time of its intervention only and within the limits of Client's instructions, if any. The Company's sole responsibility is to its Client and this document does not exonerate parties to a transaction from exercising all their rights and obligations under the transaction documents. This document cannot be reproduced except in full, without prior written approval of the Company. Any unauthorized alteration, forgery or falsification of the content or appearance of this document is unlawful and offenders may be prosecuted to the fullest extent of the law. Unless otherwise stated the results shown in this test report refer only to the sample(s) tested and such sample(s) are retained for 30 days only.
Attention: To check the authenticity of testing /inspection report & certificate, please contact us at telephone: (86-755) 8307 1443, or email: CN.Doccheck@sgs.com
SGS-CSTC Standards Technical Services Co., Ltd. Shenzhen Branch Testing Center EEC Laboratory.
No.1 Workshop, M-10, Middle Section, Science & Technology Park, Shenzhen, China 518057 t (86-755) 26012053 f (86-755) 26710594 www.sgsgroup.com.cn
中国·深圳·科技园中区M-10栋一号厂房 邮编: 518057 t (86-755) 26012053 f (86-755) 26710594 sgs.china@sgs.com
Member of the SGS Group (SGS SA)

Bandwidth	Modulation	RB size	RB offset	Channel 19975	Channel 20175	Channel 20375	Tune up
5MHz	QPSK	1	0	22.70	22.70	22.58	23.50
		1	13	22.76	22.76	22.62	23.50
		1	24	22.67	22.62	22.53	23.50
		12	0	21.83	21.86	21.67	22.50
		12	6	21.83	21.87	21.73	22.50
		12	13	21.87	21.84	21.66	22.50
		25	0	21.82	21.88	21.74	22.50
	16QAM	1	0	21.77	22.35	21.98	22.50
		1	13	21.88	21.89	21.66	22.50
		1	24	21.96	22.41	21.64	22.50
		12	0	20.88	20.74	20.79	21.50
		12	6	20.88	20.88	20.76	21.50
		12	13	20.84	20.82	20.65	21.50
		25	0	20.83	20.74	20.67	21.50
Bandwidth	Modulation	RB size	RB offset	Channel 20000	Channel 20175	Channel 20350	Tune up
10MHz	QPSK	1	0	22.86	22.72	22.68	23.50
		1	25	23.00	22.88	22.63	23.50
		1	49	22.77	22.80	22.60	23.50
		25	0	21.84	21.84	21.84	22.50
		25	13	21.88	21.84	21.69	22.50
		25	25	21.95	21.86	21.75	22.50
		50	0	21.96	22.01	21.81	22.50
	16QAM	1	0	21.84	21.97	21.95	22.50
		1	25	22.08	22.14	22.35	22.50
		1	49	22.16	21.83	22.35	22.50
		25	0	20.96	20.96	20.76	21.50
		25	13	20.96	20.93	20.84	21.50
		25	25	20.95	20.89	20.78	21.50
		50	0	21.05	20.94	20.66	21.50

Unless otherwise agreed in writing, this document is issued by the Company subject to its General Conditions of Service printed overleaf, available on request or accessible at http://www.sgs.com/en/Terms-and-Conditions.aspx and, for electronic format documents, subject to Terms and Conditions for Electronic Documents at http://www.sgs.com/en/Terms-and-Conditions/Terms-e-Document.aspx. Attention is drawn to the limitation of liability, indemnification and jurisdiction issues defined therein. Any holder of this document is advised that information contained hereon reflects the Company's findings at the time of its intervention only and within the limits of Client's instructions, if any. The Company's sole responsibility is to its Client and this document does not exonerate parties to a transaction from exercising all their rights and obligations under the transaction documents. This document cannot be reproduced except in full, without prior written approval of the Company. Any unauthorized alteration, forgery or falsification of the content or appearance of this document is unlawful and offenders may be prosecuted to the fullest extent of the law. Unless otherwise stated the results shown in this test report refer only to the sample(s) tested and such sample(s) are retained for 30 days only.
Attention: To check the authenticity of testing /inspection report & certificate, please contact us at telephone: (86-755) 8307 1443, or email: CN.Doccheck@sgs.com
SGS-CSTC Standards Technical Services Co., Ltd. Shenzhen Branch Testing Center-EEC Laboratory.
No.1 Workshop, M-10, Middle Section, Science & Technology Park, Shenzhen, China 518057 t (86-755) 26012053 f (86-755) 26710594 www.sgsgroup.com.cn
中国·深圳·科技园中区M-10栋一号厂房 邮编: 518057 t (86-755) 26012053 f (86-755) 26710594 sgs.china@sgs.com
Member of the SGS Group (SGS SA)

Bandwidth	Modulation	RB size	RB offset	Channel 20025	Channel 20175	Channel 20325	Tune up
15MHz	QPSK	1	0	22.70	22.70	22.60	23.50
		1	38	22.74	22.73	22.69	23.50
		1	74	22.59	22.73	22.44	23.50
		36	0	21.85	21.86	21.73	22.50
		36	18	21.97	21.95	21.74	22.50
		36	39	21.99	21.89	21.73	22.50
		75	0	21.89	21.82	21.75	22.50
	16QAM	1	0	21.72	21.90	22.35	22.50
		1	38	22.22	22.24	21.84	22.50
		1	74	22.10	22.05	22.07	22.50
		36	0	20.91	20.77	20.81	21.50
		36	18	20.95	20.97	20.85	21.50
		36	39	20.85	20.81	20.60	21.50
		75	0	20.91	20.88	20.73	21.50
Bandwidth	Modulation	RB size	RB offset	Channel 20050	Channel 20175	Channel 20300	Tune up
20MHz	QPSK	1	0	22.49	22.57	22.58	23.50
		1	50	22.85	23.11	22.86	23.50
		1	99	22.53	22.45	22.35	23.50
		50	0	21.75	21.78	21.77	22.50
		50	25	21.87	21.84	21.89	22.50
		50	50	21.94	21.83	21.59	22.50
		100	0	21.88	21.79	21.78	22.50
	16QAM	1	0	21.70	21.74	21.93	22.50
		1	50	22.50	21.98	22.03	22.50
		1	99	21.76	21.53	21.49	22.50
		50	0	20.71	20.84	20.89	21.50
		50	25	20.95	20.81	20.74	21.50
		50	50	20.87	20.73	20.64	21.50
		100	0	20.83	20.77	20.77	21.50

Unless otherwise agreed in writing, this document is issued by the Company subject to its General Conditions of Service printed overleaf, available on request or accessible at http://www.sgs.com/en/Terms-and-Conditions.aspx and, for electronic format documents, subject to Terms and Conditions for Electronic Documents at http://www.sgs.com/en/Terms-and-Conditions/Terms-e-Document.aspx. Attention is drawn to the limitation of liability, indemnification and jurisdiction issues defined therein. Any holder of this document is advised that information contained hereon reflects the Company's findings at the time of its intervention only and within the limits of Client's instructions, if any. The Company's sole responsibility is to its Client and this document does not exonerate parties to a transaction from exercising all their rights and obligations under the transaction documents. This document cannot be reproduced except in full, without prior written approval of the Company. Any unauthorized alteration, forgery or falsification of the content or appearance of this document is unlawful and offenders may be prosecuted to the fullest extent of the law. Unless otherwise stated the results shown in this test report refer only to the sample(s) tested and such sample(s) are retained for 30 days only.
Attention: To check the authenticity of testing /inspection report & certificate, please contact us at telephone: (86-755) 8307 1443, or email: CN.Doccheck@sgs.com
SGS-CSTC Standards Technical Services Co., Ltd. Shenzhen Branch Testing Center EEC Laboratory.
No.1 Workshop, M-10, Middle Section, Science & Technology Park, Shenzhen, China 518057 t (86-755) 26012053 f (86-755) 26710594 www.sgsgroup.com.cn
中国·深圳·科技园中区M-10栋一号厂房 邮编: 518057 t (86-755) 26012053 f (86-755) 26710594 sgs.china@sgs.com
Member of the SGS Group (SGS SA)

LTE Band 5				Conducted Power(dBm)			
Bandwidth	Modulation	RB size	RB offset	Channel 20407	Channel 20525	Channel 20643	Tune up
1.4MHz	QPSK	1	0	22.00	21.94	21.94	22.50
		1	2	22.21	22.10	21.99	22.50
		1	5	21.97	21.93	21.93	22.50
		3	0	21.99	22.05	22.03	22.50
		3	2	22.10	21.94	22.00	22.50
		3	3	22.11	22.05	21.95	22.50
		6	0	21.16	20.97	20.94	21.50
	16QAM	1	0	20.71	21.32	21.31	21.50
		1	2	21.46	21.09	21.44	21.50
		1	5	21.05	21.08	21.12	21.50
		3	0	21.31	21.04	21.09	21.50
		3	2	21.24	20.83	20.98	21.50
		3	3	21.10	21.09	20.78	21.50
		6	0	20.25	20.12	20.10	20.50
Bandwidth	Modulation	RB size	RB offset	Channel 20415	Channel 20525	Channel 20635	Tune up
3MHz	QPSK	1	0	22.02	22.03	21.96	22.50
		1	7	22.16	22.26	22.10	22.50
		1	14	22.00	22.01	21.83	22.50
		8	0	21.07	21.05	21.08	21.50
		8	4	21.22	21.13	20.99	21.50
		8	7	21.13	21.14	21.05	21.50
		15	0	21.19	21.09	20.97	21.50
	16QAM	1	0	21.49	21.19	21.12	21.50
		1	7	21.48	21.22	21.45	21.50
		1	14	21.15	21.44	21.06	21.50
		8	0	20.05	20.11	20.17	20.50
		8	4	20.13	20.15	20.07	20.50
		8	7	20.01	19.97	20.07	20.50
		15	0	20.09	20.09	19.96	20.50

Unless otherwise agreed in writing, this document is issued by the Company subject to its General Conditions of Service printed overleaf, available on request or accessible at http://www.sgs.com/en/Terms-and-Conditions.aspx and, for electronic format documents, subject to Terms and Conditions for Electronic Documents at http://www.sgs.com/en/Terms-and-Conditions/Terms-e-Document.aspx. Attention is drawn to the limitation of liability, indemnification and jurisdiction issues defined therein. Any holder of this document is advised that information contained hereon reflects the Company's findings at the time of its intervention only and within the limits of Client's instructions, if any. The Company's sole responsibility is to its Client and this document does not exonerate parties to a transaction from exercising all their rights and obligations under the transaction documents. This document cannot be reproduced except in full, without prior written approval of the Company. Any unauthorized alteration, forgery or falsification of the content or appearance of this document is unlawful and offenders may be prosecuted to the fullest extent of the law. Unless otherwise stated the results shown in this test report refer only to the sample(s) tested and such sample(s) are retained for 30 days only.
Attention: To check the authenticity of testing /inspection report & certificate, please contact us at telephone: (86-755) 8307 1443, or email: CN.Doccheck@sgs.com
SGS-CSTC Standards Technical Services Co., Ltd. Shenzhen Branch Testing Center-EEC Laboratory.
No.1 Workshop, M-10, Middle Section, Science & Technology Park, Shenzhen, China 518057 t (86-755) 26012053 f (86-755) 26710594 www.sgsgroup.com.cn
中国·深圳·科技园中区M-10栋一号厂房 邮编: 518057 t (86-755) 26012053 f (86-755) 26710594 sgs.china@sgs.com
Member of the SGS Group (SGS SA)

Bandwidth	Modulation	RB size	RB offset	Channel 20425	Channel 20525	Channel 20625	Tune up
5MHz	QPSK	1	0	21.96	21.92	21.95	22.50
		1	13	22.05	21.91	22.00	22.50
		1	24	22.14	22.02	21.87	22.50
		12	0	21.10	21.03	21.02	21.50
		12	6	21.10	21.16	21.11	21.50
		12	13	21.07	21.06	21.00	21.50
		25	0	21.21	21.03	21.10	21.50
	16QAM	1	0	21.25	21.38	21.00	21.50
		1	13	21.26	21.07	21.41	21.50
		1	24	20.99	20.86	21.04	21.50
		12	0	20.21	20.04	20.17	20.50
		12	6	20.06	20.18	20.00	20.50
		12	13	20.10	20.06	19.99	20.50
		25	0	20.06	20.04	20.01	20.50

Bandwidth	Modulation	RB size	RB offset	Channel 20450	Channel 20525	Channel 20600	Tune up
10MHz	QPSK	1	0	22.02	**22.20**	**22.20**	22.50
		1	25	**22.12**	22.02	22.09	22.50
		1	49	22.02	21.94	22.03	22.50
		25	0	**21.23**	**21.20**	**21.33**	21.50
		25	13	21.20	21.15	21.11	21.50
		25	25	21.22	21.19	21.08	21.50
		50	0	21.12	**21.24**	21.15	21.50
	16QAM	1	0	21.42	21.48	21.35	21.50
		1	25	21.43	21.35	21.11	21.50
		1	49	21.19	21.32	21.12	21.50
		25	0	20.15	20.13	20.07	20.50
		25	13	20.20	20.23	20.04	20.50
		25	25	20.17	20.21	19.91	20.50
		50	0	20.13	20.16	20.10	20.50

Unless otherwise agreed in writing, this document is issued by the Company subject to its General Conditions of Service printed overleaf, available on request or accessible at http://www.sgs.com/en/Terms-and-Conditions.aspx and, for electronic format documents, subject to Terms and Conditions for Electronic Documents at http://www.sgs.com/en/Terms-and-Conditions/Terms-e-Document.aspx. Attention is drawn to the limitation of liability, indemnification and jurisdiction issues defined therein. Any holder of this document is advised that information contained hereon reflects the Company's findings at the time of its intervention only and within the limits of Client's instructions, if any. The Company's sole responsibility is to its Client and this document does not exonerate parties to a transaction from exercising all their rights and obligations under the transaction documents. This document cannot be reproduced except in full, without prior written approval of the Company. Any unauthorized alteration, forgery or falsification of the content or appearance of this document is unlawful and offenders may be prosecuted to the fullest extent of the law. Unless otherwise stated the results shown in this test report refer only to the sample(s) tested and such sample(s) are retained for 30 days only.
Attention: To check the authenticity of testing /inspection report & certificate, please contact us at telephone: (86-755) 8307 1443, or email: CN.Doccheck@sgs.com
SGS-CSTC Standards Technical Services Co., Ltd. Shenzhen Branch Testing Service EEC Laboratory.
No.1 Workshop, M-10, Middle Section, Science & Technology Park, Shenzhen, China 518057 t (86-755) 26012053 f (86-755) 26710594 www.sgsgroup.com.cn
中国·深圳·科技园中区M-10栋一号厂房 邮编: 518057 t (86-755) 26012053 f (86-755) 26710594 sgs.china@sgs.com
Member of the SGS Group (SGS SA)

LTE Band 7 Hotspot off				Conducted Power(dBm)			
Bandwidth	Modulation	RB size	RB offset	Channel 20775	Channel 21100	Channel 21425	Tune up
5MHz	QPSK	1	0	22.47	22.46	22.70	23.50
		1	13	22.46	22.66	22.78	23.50
		1	24	22.41	22.68	22.59	23.50
		12	0	21.55	21.84	21.82	22.50
		12	6	21.73	21.77	21.92	22.50
		12	13	21.72	21.80	21.80	22.50
		25	0	21.60	21.71	21.86	22.50
	16QAM	1	0	21.97	21.87	21.60	22.50
		1	13	21.72	21.95	21.83	22.50
		1	24	22.17	21.80	22.38	22.50
		12	0	20.64	20.81	20.94	21.50
		12	6	20.84	20.90	21.01	21.50
		12	13	20.83	20.74	20.86	21.50
		25	0	20.72	20.84	20.81	21.50
Bandwidth	Modulation	RB size	RB offset	Channel 20800	Channel 21100	Channel 21400	Tune up
10MHz	QPSK	1	0	22.62	22.62	22.73	23.50
		1	25	22.80	22.71	22.94	23.50
		1	49	22.59	22.82	22.71	23.50
		25	0	21.57	21.76	22.01	22.50
		25	13	21.73	21.74	22.00	22.50
		25	25	21.86	21.93	21.88	22.50
		50	0	21.71	21.84	22.00	22.50
	16QAM	1	0	21.84	21.70	21.86	22.50
		1	25	21.63	22.46	22.06	22.50
		1	49	21.79	21.94	21.80	22.50
		25	0	20.77	20.82	21.01	21.50
		25	13	20.76	20.78	21.06	21.50
		25	25	21.05	21.00	20.90	21.50
		50	0	20.81	21.01	20.93	21.50

Unless otherwise agreed in writing, this document is issued by the Company subject to its General Conditions of Service printed overleaf, available on request or accessible at http://www.sgs.com/en/Terms-and-Conditions.aspx and, for electronic format documents, subject to Terms and Conditions for Electronic Documents at http://www.sgs.com/en/Terms-and-Conditions/Terms-e-Document.aspx. Attention is drawn to the limitation of liability, indemnification and jurisdiction issues defined therein. Any holder of this document is advised that information contained hereon reflects the Company's findings at the time of its intervention only and within the limits of Client's instructions, if any. The Company's sole responsibility is to its Client and this document does not exonerate parties to a transaction from exercising all their rights and obligations under the transaction documents. This document cannot be reproduced except in full, without prior written approval of the Company. Any unauthorized alteration, forgery or falsification of the content or appearance of this document is unlawful and offenders may be prosecuted to the fullest extent of the law. Unless otherwise stated the results shown in this test report refer only to the sample(s) tested and such sample(s) are retained for 30 days only.
Attention: To check the authenticity of testing /inspection report & certificate, please contact us at telephone: (86-755) 8307 1443, or email: CN.Doccheck@sgs.com
SGS-CSTC Standards Technical Services Co., Ltd. Shenzhen Branch Testing Center-EEC Laboratory.
No.1 Workshop, M-10, Middle Section, Science & Technology Park, Shenzhen, China 518057 t (86-755) 26012053 f (86-755) 26710594 www.sgsgroup.com.cn
中国·深圳·科技园中区M-10栋一号厂房 邮编: 518057 t (86-755) 26012053 f (86-755) 26710594 sgs.china@sgs.com
Member of the SGS Group (SGS SA)

Bandwidth	Modulation	RB size	RB offset	Channel 20825	Channel 21100	Channel 21375	Tune up
15MHz	QPSK	1	0	22.48	22.54	22.69	23.50
		1	38	22.56	22.73	22.68	23.50
		1	74	22.44	22.57	22.76	23.50
		36	0	21.61	21.83	21.87	22.50
		36	18	21.62	21.84	21.95	22.50
		36	39	21.66	21.86	21.83	22.50
		75	0	21.57	21.86	21.92	22.50
	16QAM	1	0	22.34	21.79	22.39	22.50
		1	38	22.11	21.91	21.82	22.50
		1	74	21.61	22.07	21.91	22.50
		36	0	20.61	20.90	20.95	21.50
		36	18	20.68	20.79	20.95	21.50
		36	39	20.69	20.90	20.90	21.50
		75	0	20.71	20.85	20.94	21.50

Bandwidth	Modulation	RB size	RB offset	Channel 20850	Channel 21100	Channel 21350	Tune up
20MHz	QPSK	1	0	22.43	22.44	22.50	23.50
		1	50	**22.54**	**22.84**	**22.84**	23.50
		1	99	22.35	22.40	22.40	23.50
		50	0	21.45	21.87	**22.03**	22.50
		50	25	21.63	21.86	21.83	22.50
		50	50	**21.67**	**22.00**	21.69	22.50
		100	0	21.62	**21.95**	21.85	22.50
	16QAM	1	0	21.70	22.02	21.57	22.50
		1	50	21.68	21.92	22.11	22.50
		1	99	21.34	22.10	21.61	22.50
		50	0	20.43	20.92	21.01	21.50
		50	25	20.71	20.86	20.95	21.50
		50	50	20.60	20.96	20.74	21.50
		100	0	20.53	20.98	20.88	21.50

Unless otherwise agreed in writing, this document is issued by the Company subject to its General Conditions of Service printed overleaf, available on request or accessible at http://www.sgs.com/en/Terms-and-Conditions.aspx and, for electronic format documents, subject to Terms and Conditions for Electronic Documents at http://www.sgs.com/en/Terms-and-Conditions/Terms-e-Document.aspx. Attention is drawn to the limitation of liability, indemnification and jurisdiction issues defined therein. Any holder of this document is advised that information contained hereon reflects the Company's findings at the time of its intervention only and within the limits of Client's instructions, if any. The Company's sole responsibility is to its Client and this document does not exonerate parties to a transaction from exercising all their rights and obligations under the transaction documents. This document cannot be reproduced except in full, without prior written approval of the Company. Any unauthorized alteration, forgery or falsification of the content or appearance of this document is unlawful and offenders may be prosecuted to the fullest extent of the law. Unless otherwise stated the results shown in this test report refer only to the sample(s) tested and such sample(s) are retained for 30 days only.
Attention: To check the authenticity of testing /inspection report & certificate, please contact us at telephone: (86-755) 8307 1443, or email: CN.Doccheck@sgs.com
SGS-CSTC Standards Technical Services Co., Ltd. Shenzhen Branch Testing Center-EEC Laboratory.
No.1 Workshop, M-10, Middle Section, Science & Technology Park, Shenzhen, China 518057 t (86-755) 26012053 f (86-755) 26710594 www.sgsgroup.com.cn
中国·深圳·科技园中区M-10栋一号厂房 邮编: 518057 t (86-755) 26012053 f (86-755) 26710594 sgs.china@sgs.com
Member of the SGS Group (SGS SA)

LTE Band 7 Hotspot on				Conducted Power(dBm)			
Bandwidth	Modulation	RB size	RB offset	Channel 20775	Channel 21100	Channel 21425	Tune up
5MHz	QPSK	1	0	19.49	19.57	19.88	20.50
		1	13	19.55	19.73	19.79	20.50
		1	24	19.61	19.63	19.65	20.50
		12	0	19.70	19.84	19.87	20.50
		12	6	19.71	19.78	19.91	20.50
		12	13	19.64	19.73	19.98	20.50
		25	0	19.60	19.77	19.98	20.50
	16QAM	1	0	19.50	20.02	20.02	20.50
		1	13	19.93	19.93	20.34	20.50
		1	24	19.98	20.41	20.25	20.50
		12	0	19.76	19.92	19.85	20.50
		12	6	19.86	19.89	19.96	20.50
		12	13	19.66	19.81	19.90	20.50
		25	0	19.74	19.89	19.94	20.50
Bandwidth	Modulation	RB size	RB offset	Channel 20800	Channel 21100	Channel 21400	Tune up
10MHz	QPSK	1	0	19.64	19.86	19.97	20.50
		1	25	19.67	19.77	20.02	20.50
		1	49	19.70	19.79	19.88	20.50
		25	0	19.64	19.82	19.97	20.50
		25	13	19.61	19.85	19.96	20.50
		25	25	19.82	19.89	19.87	20.50
		50	0	19.75	19.77	19.91	20.50
	16QAM	1	0	20.33	20.10	20.11	20.50
		1	25	19.96	20.42	20.39	20.50
		1	49	19.75	20.31	20.12	20.50
		25	0	19.72	20.02	20.08	20.50
		25	13	19.75	19.97	19.96	20.50
		25	25	19.79	20.03	19.98	20.50
		50	0	19.83	19.99	20.02	20.50

Unless otherwise agreed in writing, this document is issued by the Company subject to its General Conditions of Service printed overleaf, available on request or accessible at http://www.sgs.com/en/Terms-and-Conditions.aspx and, for electronic format documents, subject to Terms and Conditions for Electronic Documents at http://www.sgs.com/en/Terms-and-Conditions/Terms-e-Document.aspx. Attention is drawn to the limitation of liability, indemnification and jurisdiction issues defined therein. Any holder of this document is advised that information contained hereon reflects the Company's findings at the time of its intervention only and within the limits of Client's instructions, if any. The Company's sole responsibility is to its Client and this document does not exonerate parties to a transaction from exercising all their rights and obligations under the transaction documents. This document cannot be reproduced except in full, without prior written approval of the Company. Any unauthorized alteration, forgery or falsification of the content or appearance of this document is unlawful and offenders may be prosecuted to the fullest extent of the law. Unless otherwise stated the results shown in this test report refer only to the sample(s) tested and such sample(s) are retained for 30 days only.
Attention: To check the authenticity of testing /inspection report & certificate, please contact us at telephone: (86-755) 8307 1443, or email: CN.Doccheck@sgs.com
SGS-CSTC Standards Technical Services Co., Ltd. Shenzhen Branch Testing Center-EEC Laboratory.
No.1 Workshop, M-10, Middle Section, Science & Technology Park, Shenzhen, China 518057 t (86–755) 26012053 f (86–755) 26710594 www.sgsgroup.com.cn
中国·深圳·科技园中区M–10栋一号厂房 邮编: 518057 t (86–755) 26012053 f (86–755) 26710594 sgs.china@sgs.com
Member of the SGS Group (SGS SA)

Bandwidth	Modulation	RB size	RB offset	Channel 20825	Channel 21100	Channel 21375	Tune up
15MHz	QPSK	1	0	19.64	19.59	19.84	20.50
		1	38	19.75	19.83	19.88	20.50
		1	74	19.44	19.76	19.72	20.50
		36	0	19.68	19.79	19.98	20.50
		36	18	19.77	19.78	19.94	20.50
		36	39	19.84	19.87	19.88	20.50
		75	0	19.73	19.81	19.87	20.50
	16QAM	1	0	19.54	19.66	20.09	20.50
		1	38	20.13	20.39	20.14	20.50
		1	74	19.53	20.35	19.88	20.50
		36	0	19.60	19.93	19.95	20.50
		36	18	19.64	19.90	19.91	20.50
		36	39	19.81	20.12	19.87	20.50
		75	0	19.74	19.89	19.93	20.50
Bandwidth	Modulation	RB size	RB offset	Channel 20850	Channel 21100	Channel 21350	Tune up
20MHz	QPSK	1	0	19.54	19.58	19.71	20.50
		1	50	**19.85**	**19.70**	**19.90**	20.50
		1	99	19.28	19.36	19.64	20.50
		50	0	19.50	19.86	**19.99**	20.50
		50	25	**19.81**	19.84	19.95	20.50
		50	50	19.76	**19.94**	19.76	20.50
		100	0	19.66	**19.94**	19.82	20.50
	16QAM	1	0	20.39	19.80	20.17	20.50
		1	50	19.83	20.38	19.91	20.50
		1	99	20.02	20.35	19.75	20.50
		50	0	19.46	19.93	20.06	20.50
		50	25	19.72	19.91	20.07	20.50
		50	50	19.80	19.96	19.80	20.50
		100	0	19.75	20.09	19.94	20.50

Unless otherwise agreed in writing, this document is issued by the Company subject to its General Conditions of Service printed overleaf, available on request or accessible at http://www.sgs.com/en/Terms-and-Conditions.aspx and, for electronic format documents, subject to Terms and Conditions for Electronic Documents at http://www.sgs.com/en/Terms-and-Conditions/Terms-e-Document.aspx. Attention is drawn to the limitation of liability, indemnification and jurisdiction issues defined therein. Any holder of this document is advised that information contained hereon reflects the Company's findings at the time of its intervention only and within the limits of Client's instructions, if any. The Company's sole responsibility is to its Client and this document does not exonerate parties to a transaction from exercising all their rights and obligations under the transaction documents. This document cannot be reproduced except in full, without prior written approval of the Company. Any unauthorized alteration, forgery or falsification of the content or appearance of this document is unlawful and offenders may be prosecuted to the fullest extent of the law. Unless otherwise stated the results shown in this test report refer only to the sample(s) tested and such sample(s) are retained for 30 days only.
Attention: To check the authenticity of testing /inspection report & certificate, please contact us at telephone: (86-755) 8307 1443, or email: CN.Doccheck@sgs.com
SGS-CSTC Standards Technical Services Co., Ltd. Shenzhen Branch Testing Center-EEC Laboratory.
No.1 Workshop, M-10, Middle Section, Science & Technology Park, Shenzhen, China 518057 t (86-755) 26012053 f (86-755) 26710594 www.sgsgroup.com.cn
中国·深圳·科技园中区M-10栋一号厂房 邮编: 518057 t (86-755) 26012053 f (86-755) 26710594 sgs.china@sgs.com
Member of the SGS Group (SGS SA)

LTE FDD Band 13				Conducted Power(dBm)			
Bandwidth	Modulation	RB size	RB offset	Channel 23205	Channel 23230	Channel 23255	Tune up
5MHz	QPSK	1	0	22.32	22.24	22.32	23.50
		1	13	22.44	22.46	22.38	23.50
		1	24	22.36	22.27	22.11	23.50
		12	0	21.55	21.44	21.48	22.50
		12	6	21.62	21.53	21.59	22.50
		12	13	21.49	21.49	21.48	22.50
		25	0	21.49	21.44	21.44	22.50
	16QAM	1	0	21.51	21.50	21.27	22.50
		1	13	21.59	22.20	21.37	22.50
		1	24	21.56	21.40	21.64	22.50
		12	0	20.53	20.60	20.42	21.50
		12	6	20.61	20.59	20.40	21.50
		12	13	20.51	20.46	20.43	21.50
		25	0	20.54	20.44	20.32	21.50
Bandwidth	Modulation	RB size	RB offset	Channel NA	Channel 23230	Channel NA	Tune up
10MHz	QPSK	1	0	NA	22.42	NA	23.50
		1	25	NA	**22.60**	NA	23.50
		1	49	NA	22.35	NA	23.50
		25	0	NA	21.51	NA	22.50
		25	13	NA	**21.56**	NA	22.50
		25	25	NA	21.55	NA	22.50
		50	0	NA	**21.57**	NA	22.50
	16QAM	1	0	NA	21.80	NA	22.50
		1	25	NA	21.68	NA	22.50
		1	49	NA	21.51	NA	22.50
		25	0	NA	20.48	NA	21.50
		25	13	NA	20.51	NA	21.50
		25	25	NA	20.40	NA	21.50
		50	0	NA	20.54	NA	21.50

Unless otherwise agreed in writing, this document is issued by the Company subject to its General Conditions of Service printed overleaf, available on request or accessible at http://www.sgs.com/en/Terms-and-Conditions.aspx and, for electronic format documents, subject to Terms and Conditions for Electronic Documents at http://www.sgs.com/en/Terms-and-Conditions/Terms-e-Document.aspx. Attention is drawn to the limitation of liability, indemnification and jurisdiction issues defined therein. Any holder of this document is advised that information contained hereon reflects the Company's findings at the time of its intervention only and within the limits of Client's instructions, if any. The Company's sole responsibility is to its Client and this document does not exonerate parties to a transaction from exercising all their rights and obligations under the transaction documents. This document cannot be reproduced except in full, without prior written approval of the Company. Any unauthorized alteration, forgery or falsification of the content or appearance of this document is unlawful and offenders may be prosecuted to the fullest extent of the law. Unless otherwise stated the results shown in this test report refer only to the sample(s) tested and such sample(s) are retained for 30 days only.
Attention: To check the authenticity of testing /inspection report & certificate, please contact us at telephone: (86-755) 8307 1443, or email: CN.Doccheck@sgs.com
SGS-CSTC Standards Technical Services Co., Ltd. Shenzhen Branch Testing Center EEC Laboratory.
No.1 Workshop, M-10, Middle Section, Science & Technology Park, Shenzhen, China 518057 t (86-755) 26012053 f (86-755) 26710594 www.sgsgroup.com.cn
中国·深圳·科技园中区M-10栋一号厂房 邮编: 518057 t (86-755) 26012053 f (86-755) 26710594 sgs.china@sgs.com
Member of the SGS Group (SGS SA)

LTE FDD Band 17				Conducted Power(dBm)			
Bandwidth	Modulation	RB size	RB offset	Channel 23755	Channel 23790	Channel 23825	Tune up
5MHz	QPSK	1	0	22.68	22.59	22.48	23.50
		1	13	22.62	22.62	22.56	23.50
		1	24	22.39	22.50	22.50	23.50
		12	0	21.65	21.68	21.70	22.50
		12	6	21.60	21.72	21.62	22.50
		12	13	21.61	21.58	21.50	22.50
		25	0	21.68	21.57	21.61	22.50
	16QAM	1	0	21.77	21.84	21.92	22.50
		1	13	21.71	22.03	21.64	22.50
		1	24	21.67	21.67	21.71	22.50
		12	0	20.52	20.63	20.59	21.50
		12	6	20.60	20.65	20.55	21.50
		12	13	20.68	20.59	20.53	21.50
		25	0	20.61	20.71	20.53	21.50
Bandwidth	Modulation	RB size	RB offset	Channel 23780	Channel 23790	Channel 23800	Tune up
10MHz	QPSK	1	0	22.71	**22.62**	22.67	23.50
		1	25	**22.85**	22.61	**22.72**	23.50
		1	49	22.68	22.54	22.49	23.50
		25	0	21.75	21.74	21.69	22.50
		25	13	**21.76**	21.66	21.64	22.50
		25	25	21.74	21.66	21.55	22.50
		50	0	21.64	**21.67**	21.48	22.50
	16QAM	1	0	22.05	21.98	21.73	22.50
		1	25	21.72	21.87	21.92	22.50
		1	49	21.60	21.66	21.61	22.50
		25	0	20.72	20.61	20.75	21.50
		25	13	20.70	20.65	20.66	21.50
		25	25	20.69	20.70	20.44	21.50
		50	0	20.77	20.52	20.61	21.50

Unless otherwise agreed in writing, this document is issued by the Company subject to its General Conditions of Service printed overleaf, available on request or accessible at http://www.sgs.com/en/Terms-and-Conditions.aspx and, for electronic format documents, subject to Terms and Conditions for Electronic Documents at http://www.sgs.com/en/Terms-and-Conditions/Terms-e-Document.aspx. Attention is drawn to the limitation of liability, indemnification and jurisdiction issues defined therein. Any holder of this document is advised that information contained hereon reflects the Company's findings at the time of its intervention only and within the limits of Client's instructions, if any. The Company's sole responsibility is to its Client and this document does not exonerate parties to a transaction from exercising all their rights and obligations under the transaction documents. This document cannot be reproduced except in full, without prior written approval of the Company. Any unauthorized alteration, forgery or falsification of the content or appearance of this document is unlawful and offenders may be prosecuted to the fullest extent of the law. Unless otherwise stated the results shown in this test report refer only to the sample(s) tested and such sample(s) are retained for 30 days only.
Attention: To check the authenticity of testing /inspection report & certificate, please contact us at telephone: (86-755) 8307 1443, or email: CN.Doccheck@sgs.com
SGS-CSTC Standards Technical Services Co., Ltd. Shenzhen Branch Testing Center-EEC Laboratory.
No.1 Workshop, M-10, Middle Section, Science & Technology Park, Shenzhen, China 518057 t (86–755) 26012053 f (86–755) 26710594 www.sgsgroup.com.cn
中国·深圳·科技园中区M–10栋一号厂房 邮编: 518057 t (86–755) 26012053 f (86–755) 26710594 sgs.china@sgs.com
Member of the SGS Group (SGS SA)

LTE Band 66				Conducted Power(dBm)			
Bandwidth	Modulation	RB size	RB offset	Channel 131979	Channel 132322	Channel 132665	Tune up
1.4MHz	QPSK	1	0	22.75	22.85	22.66	23.50
		1	2	22.91	22.93	22.69	23.50
		1	5	22.67	22.81	22.51	23.50
		3	0	22.87	22.86	22.75	23.50
		3	2	22.83	22.79	22.68	23.50
		3	3	23.00	22.90	22.77	23.50
		6	0	21.93	21.88	21.69	22.50
	16QAM	1	0	22.25	21.90	21.84	22.50
		1	2	22.13	22.27	22.11	22.50
		1	5	21.87	22.12	21.53	22.50
		3	0	22.08	21.92	21.73	22.50
		3	2	22.16	21.92	21.69	22.50
		3	3	21.80	21.81	21.74	22.50
		6	0	20.98	21.06	21.01	21.50
Bandwidth	Modulation	RB size	RB offset	Channel 131987	Channel 132322	Channel 132657	Tune up
3MHz	QPSK	1	0	22.70	22.72	22.69	23.50
		1	7	23.04	22.92	22.71	23.50
		1	14	22.66	22.86	22.73	23.50
		8	0	21.91	21.87	21.78	22.50
		8	4	21.89	21.89	21.78	22.50
		8	7	21.90	21.96	21.67	22.50
		15	0	21.82	21.90	21.82	22.50
	16QAM	1	0	22.00	22.16	22.32	22.50
		1	7	21.79	22.26	22.11	22.50
		1	14	22.44	21.82	22.14	22.50
		8	0	20.96	21.04	20.67	21.50
		8	4	21.01	20.95	20.83	21.50
		8	7	21.08	20.98	20.82	21.50
		15	0	21.03	20.85	20.70	21.50

Unless otherwise agreed in writing, this document is issued by the Company subject to its General Conditions of Service printed overleaf, available on request or accessible at http://www.sgs.com/en/Terms-and-Conditions.aspx and, for electronic format documents, subject to Terms and Conditions for Electronic Documents at http://www.sgs.com/en/Terms-and-Conditions/Terms-e-Document.aspx. Attention is drawn to the limitation of liability, indemnification and jurisdiction issues defined therein. Any holder of this document is advised that information contained hereon reflects the Company's findings at the time of its intervention only and within the limits of Client's instructions, if any. The Company's sole responsibility is to its Client and this document does not exonerate parties to a transaction from exercising all their rights and obligations under the transaction documents. This document cannot be reproduced except in full, without prior written approval of the Company. Any unauthorized alteration, forgery or falsification of the content or appearance of this document is unlawful and offenders may be prosecuted to the fullest extent of the law. Unless otherwise stated the results shown in this test report refer only to the sample(s) tested and such sample(s) are retained for 30 days only.
Attention: To check the authenticity of testing /inspection report & certificate, please contact us at telephone: (86-755) 8307 1443, or email: CN.Doccheck@sgs.com
SGS-CSTC Standards Technical Services Co., Ltd. Shenzhen Branch Testing Center-EEC Laboratory.
No.1 Workshop, M-10, Middle Section, Science & Technology Park, Shenzhen, China 518057 t (86-755) 26012053 f (86-755) 26710594 www.sgsgroup.com.cn
中国·深圳·科技园中区M-10栋一号厂房 邮编: 518057 t (86-755) 26012053 f (86-755) 26710594 sgs.china@sgs.com
Member of the SGS Group (SGS SA)

Bandwidth	Modulation	RB size	RB offset	Channel 131997	Channel 132322	Channel 132647	Tune up
5MHz	QPSK	1	0	22.59	22.33	22.40	23.50
		1	13	22.81	22.56	22.62	23.50
		1	24	22.64	22.34	22.50	23.50
		12	0	21.72	21.63	21.62	22.50
		12	6	21.77	21.64	21.67	22.50
		12	13	21.70	21.55	21.65	22.50
		25	0	21.84	21.60	21.60	22.50
	16QAM	1	0	21.92	21.79	21.63	22.50
		1	13	22.06	21.51	21.83	22.50
		1	24	21.97	22.07	22.11	22.50
		12	0	20.87	20.65	20.59	21.50
		12	6	20.82	20.77	20.65	21.50
		12	13	20.72	20.59	20.58	21.50
		25	0	20.70	20.70	20.62	21.50
Bandwidth	Modulation	RB size	RB offset	Channel 132022	Channel 132322	Channel 132622	Tune up
10MHz	QPSK	1	0	22.67	22.66	22.47	23.50
		1	25	22.84	22.68	22.72	23.50
		1	49	22.76	22.44	22.58	23.50
		25	0	21.85	21.75	21.59	22.50
		25	13	21.89	21.70	21.75	22.50
		25	25	21.94	21.73	21.73	22.50
		50	0	21.80	21.66	21.68	22.50
	16QAM	1	0	21.86	22.21	21.89	22.50
		1	25	22.29	22.05	21.57	22.50
		1	49	22.00	21.84	22.29	22.50
		25	0	20.82	20.78	20.57	21.50
		25	13	20.95	20.66	20.69	21.50
		25	25	20.95	20.74	20.59	21.50
		50	0	20.79	20.65	20.63	21.50

Unless otherwise agreed in writing, this document is issued by the Company subject to its General Conditions of Service printed overleaf, available on request or accessible at http://www.sgs.com/en/Terms-and-Conditions.aspx and, for electronic format documents, subject to Terms and Conditions for Electronic Documents at http://www.sgs.com/en/Terms-and-Conditions/Terms-e-Document.aspx. Attention is drawn to the limitation of liability, indemnification and jurisdiction issues defined therein. Any holder of this document is advised that information contained hereon reflects the Company's findings at the time of its intervention only and within the limits of Client's instructions, if any. The Company's sole responsibility is to its Client and this document does not exonerate parties to a transaction from exercising all their rights and obligations under the transaction documents. This document cannot be reproduced except in full, without prior written approval of the Company. Any unauthorized alteration, forgery or falsification of the content or appearance of this document is unlawful and offenders may be prosecuted to the fullest extent of the law. Unless otherwise stated the results shown in this test report refer only to the sample(s) tested and such sample(s) are retained for 30 days only.
Attention: To check the authenticity of testing /inspection report & certificate, please contact us at telephone: (86-755) 8307 1443, or email: CN.Doccheck@sgs.com
SGS-CSTC Standards Technical Services Co., Ltd. Shenzhen Branch Testing Center-EEC Laboratory.
No.1 Workshop, M-10, Middle Section, Science & Technology Park, Shenzhen, China 518057 t (86-755) 26012053 f (86-755) 26710594 www.sgsgroup.com.cn
中国·深圳·科技园中区M-10栋一号厂房 邮编: 518057 t (86-755) 26012053 f (86-755) 26710594 sgs.china@sgs.com
Member of the SGS Group (SGS SA)

Bandwidth	Modulation	RB size	RB offset	Channel 132047	Channel 132322	Channel 132597	Tune up
15MHz	QPSK	1	0	22.62	22.59	22.38	23.50
		1	38	22.83	22.55	22.40	23.50
		1	74	22.60	22.40	22.55	23.50
		36	0	21.77	21.72	21.66	22.50
		36	18	21.88	21.67	21.64	22.50
		36	39	21.87	21.72	21.70	22.50
		75	0	21.76	21.65	21.60	22.50
	16QAM	1	0	21.96	21.41	21.64	22.50
		1	38	22.18	22.25	21.58	22.50
		1	74	22.05	21.81	22.36	22.50
		36	0	20.72	20.75	20.51	21.50
		36	18	20.85	20.64	20.69	21.50
		36	39	20.84	20.68	20.65	21.50
		75	0	20.80	20.63	20.64	21.50
Bandwidth	Modulation	RB size	RB offset	Channel 132072	Channel 132322	Channel 132572	Tune up
20MHz	QPSK	1	0	22.33	22.41	22.19	23.50
		1	50	**22.83**	**22.75**	**22.53**	23.50
		1	99	22.45	22.22	22.26	23.50
		50	0	21.74	21.82	21.66	22.50
		50	25	21.92	21.79	21.63	22.50
		50	50	**21.99**	21.63	21.66	22.50
		100	0	**21.77**	21.72	21.61	22.50
	16QAM	1	0	21.79	21.64	21.48	22.50
		1	50	21.97	21.67	22.32	22.50
		1	99	21.86	21.56	22.10	22.50
		50	0	20.81	20.76	20.54	21.50
		50	25	20.83	20.67	20.56	21.50
		50	50	20.85	20.55	20.70	21.50
		100	0	20.76	20.64	20.62	21.50

Table 12：Conducted Power of LTE.

Unless otherwise agreed in writing, this document is issued by the Company subject to its General Conditions of Service printed overleaf, available on request or accessible at http://www.sgs.com/en/Terms-and-Conditions.aspx and, for electronic format documents, subject to Terms and Conditions for Electronic Documents at http://www.sgs.com/en/Terms-and-Conditions/Terms-e-Document.aspx. Attention is drawn to the limitation of liability, indemnification and jurisdiction issues defined therein. Any holder of this document is advised that information contained hereon reflects the Company's findings at the time of its intervention only and within the limits of Client's instructions, if any. The Company's sole responsibility is to its Client and this document does not exonerate parties to a transaction from exercising all their rights and obligations under the transaction documents. This document cannot be reproduced except in full, without prior written approval of the Company. Any unauthorized alteration, forgery or falsification of the content or appearance of this document is unlawful and offenders may be prosecuted to the fullest extent of the law. Unless otherwise stated the results shown in this test report refer only to the sample(s) tested and such sample(s) are retained for 30 days only.
Attention: To check the authenticity of testing /inspection report & certificate, please contact us at telephone: (86-755) 8307 1443, or email: CN.Doccheck@sgs.com
SGS-CSTC Standards Technical Services Co., Ltd. Shenzhen Branch Testing Center EEC Laboratory.
No.1 Workshop, M-10, Middle Section, Science & Technology Park, Shenzhen, China 518057 t (86-755) 26012053 f (86-755) 26710594 www.sgsgroup.com.cn
中国·深圳·科技园中区M-10栋一号厂房 邮编: 518057 t (86-755) 26012053 f (86-755) 26710594 sgs.china@sgs.com
Member of the SGS Group (SGS SA)

5.3.4 Conducted Power of WIFI and BT

Mode	Channel	Frequency (MHz)	Data Rate(Mbps)	Tune up	Average Power (dBm)	SAR Test
802.11b	1	2412	1	18.00	17.42	NO
	6	2437		18.00	17.47	NO
	11	2462		18.00	**17.65**	Yes
802.11g	1	2412	6	16.50	15.86	NO
	6	2437		16.50	15.32	NO
	11	2462		16.50	15.51	NO
802.11n HT20	1	2412	6.5	16.00	14.89	NO
	6	2437		16.00	14.32	NO
	11	2462		16.00	14.29	NO
802.11n HT40	3	2422	13.5	16.00	14.39	NO
	6	2437		16.00	14.19	NO
	9	2452		16.00	14.43	NO

Table 13：Conducted Power of WIFI.

Note:
a) Power must be measured at each transmit antenna port according to the DSSS and OFDM transmission configurations in each standalone and aggregated frequency band.
b) Power measurement is required for the transmission mode configuration with the highest maximum output power specified for production units.
1) When the same highest maximum output power specification applies to multiple transmission modes, the largest channel bandwidth configuration with the lowest order modulation and lowest data rate is measured.
2) When the same highest maximum output power is specified for multiple largest channel bandwidth configurations with the same lowest order modulation or lowest order modulation and lowest data rate, power measurement is required for all equivalent 802.11 configurations with the same maximum output power.
c) For each transmission mode configuration, power must be measured for the highest and lowest channels; and at the mid-band channel(s) when there are at least 3 channels. For configurations with multiple mid-band channels, due to an even number of channels, both channels should be measured.

Unless otherwise agreed in writing, this document is issued by the Company subject to its General Conditions of Service printed overleaf, available on request or accessible at http://www.sgs.com/en/Terms-and-Conditions.aspx and, for electronic format documents, subject to Terms and Conditions for Electronic Documents at http://www.sgs.com/en/Terms-and-Conditions/Terms-e-Document.aspx. Attention is drawn to the limitation of liability, indemnification and jurisdiction issues defined therein. Any holder of this document is advised that information contained hereon reflects the Company's findings at the time of its intervention only and within the limits of Client's instructions, if any. The Company's sole responsibility is to its Client and this document does not exonerate parties to a transaction from exercising all their rights and obligations under the transaction documents. This document cannot be reproduced except in full, without prior written approval of the Company. Any unauthorized alteration, forgery or falsification of the content or appearance of this document is unlawful and offenders may be prosecuted to the fullest extent of the law. Unless otherwise stated the results shown in this test report refer only to the sample(s) tested and such sample(s) are retained for 30 days only.
Attention: To check the authenticity of testing /inspection report & certificate, please contact us at telephone: (86-755) 8307 1443, or email: CN.Doccheck@sgs.com
SGS-CSTC Standards Technical Services Co., Ltd. Shenzhen Branch Testing Center-EEC Laboratory.
No.1 Workshop, M-10, Middle Section, Science & Technology Park, Shenzhen, China 518057 t (86-755) 26012053 f (86-755) 26710594 www.sgsgroup.com.cn
中国·深圳·科技园中区M-10栋一号厂房 邮编: 518057 t (86-755) 26012053 f (86-755) 26710594 sgs.china@sgs.com
Member of the SGS Group (SGS SA)

BT			Tune up (dBm)	Average Conducted Power(dBm)
Modulation	Channel	Frequency (MHz)		
GFSK	0	2402	9.00	8.64
	39	2441	9.00	7.51
	78	2480	9.00	8.23
π/4DQPSK	0	2402	8.00	5.81
	39	2441	8.00	5.78
	78	2480	8.00	6.54
8DPSK	0	2402	8.00	5.91
	39	2441	8.00	5.96
	78	2480	8.00	6.69
BLE			Tune up (dBm)	Average Conducted Power(dBm)
Modulation	Channel	Frequency(MHz)		
GFSK	0	2402	-2.00	-3.36
	19	2440	-2.00	-3.68
	39	2480	-2.00	-3.59

Table 14：Conducted Power of BT.

Unless otherwise agreed in writing, this document is issued by the Company subject to its General Conditions of Service printed overleaf, available on request or accessible at http://www.sgs.com/en/Terms-and-Conditions.aspx and, for electronic format documents, subject to Terms and Conditions for Electronic Documents at http://www.sgs.com/en/Terms-and-Conditions/Terms-e-Document.aspx. Attention is drawn to the limitation of liability, indemnification and jurisdiction issues defined therein. Any holder of this document is advised that information contained hereon reflects the Company's findings at the time of its intervention only and within the limits of Client's instructions, if any. The Company's sole responsibility is to its Client and this document does not exonerate parties to a transaction from exercising all their rights and obligations under the transaction documents. This document cannot be reproduced except in full, without prior written approval of the Company. Any unauthorized alteration, forgery or falsification of the content or appearance of this document is unlawful and offenders may be prosecuted to the fullest extent of the law. Unless otherwise stated the results shown in this test report refer only to the sample(s) tested and such sample(s) are retained for 30 days only.
Attention: To check the authenticity of testing /inspection report & certificate, please contact us at telephone: (86-755) 8307 1443, or email: CN.Doccheck@sgs.com
SGS-CSTC Standards Technical Services Co., Ltd. Shenzhen Branch Testing Center-EEC Laboratory.
No.1 Workshop, M-10, Middle Section, Science & Technology Park, Shenzhen, China 518057 t (86-755) 26012053 f (86-755) 26710594 www.sgsgroup.com.cn
中国·深圳·科技园中区M-10栋一号厂房 邮编: 518057 t (86-755) 26012053 f (86-755) 26710594 sgs.china@sgs.com
Member of the SGS Group (SGS SA)

5.4 Measurement of SAR Data

5.4.1 SAR Result of GSM850

Test position	Test mode	Test Ch./Freq.	Duty Cycle	SAR (W/kg)1-g	SAR (W/kg)10-g	Power Drift (dB)	Conducted Power (dBm)	Tune up Limit (dBm)	Scaled factor	Scaled SAR (W/kg) 1-g	Scaled SAR (W/kg)10-g	Liquid Temp (℃)
Head Test data												
Left cheek	GSM	190/836.6	1:8.3	0.755	0.460	0.07	31.30	31.80	1.122	0.847	0.516	22.1
Left cheek	GSM	128/824.2	1:8.3	0.680	0.429	-0.04	31.25	31.80	1.135	0.772	0.487	22.1
Left cheek	GSM	251/848.8	1:8.3	0.733	0.439	-0.09	31.18	31.80	1.153	0.845	0.506	22.1
Left tilted	GSM	190/836.6	1:8.3	0.649	0.337	-0.04	31.30	31.80	1.122	0.728	0.378	22.1
Right cheek	GSM	190/836.6	1:8.3	0.900	0.502	-0.09	31.30	31.80	1.122	**1.010**	0.563	22.1
Right cheek -Repeat	GSM	190/836.6	1:8.3	0.803	0.451	-0.06	31.30	31.80	1.122	0.901	0.506	22.1
Right cheek	GSM	128/824.2	1:8.3	0.748	0.422	-0.08	31.25	31.80	1.135	0.849	0.479	22.1
Right cheek	GSM	251/848.8	1:8.3	0.855	0.474	0.08	31.18	31.80	1.153	0.986	0.547	22.1
Right tilted	GSM	190/836.6	1:8.3	0.768	0.403	-0.03	31.30	31.80	1.122	0.862	0.452	22.1
Right tilted	GSM	128/824.2	1:8.3	0.736	0.382	-0.06	31.25	31.80	1.135	0.835	0.434	22.1
Right tilted	GSM	251/848.8	1:8.3	0.818	0.425	0.11	31.18	31.80	1.153	0.944	0.490	22.1
Head Test Data at the worst case with Battery 2#												
Right cheek	GSM	190/836.6	1:8.3	0.870	0.485	-0.09	31.30	31.80	1.122	0.976	0.544	22.1
Body worn Test data(Separate 15mm)												
Front side	GSM	190/836.6	1:8.3	0.171	0.132	0.04	31.30	31.80	1.122	**0.192**	0.148	22.1
Back side	GSM	190/836.6	1:8.3	0.159	0.122	-0.09	31.30	31.80	1.122	0.178	0.137	22.1
Body Test Data at the worst case with Battery 2#(Separate 15mm)												
Front side	GSM	190/836.6	1:8.3	0.166	0.129	0.01	31.30	31.80	1.122	0.186	0.145	22.1
Hotspot Test data(Separate 10mm)												
Front side	GPRS 4TS	190/836.6	1:2.075	0.226	0.132	-0.02	26.55	27.50	1.245	0.281	0.164	22.1
Back side	GPRS 4TS	190/836.6	1:2.075	0.279	0.165	0.05	26.55	27.50	1.245	0.347	0.205	22.1
Left side	GPRS 4TS	190/836.6	1:2.075	0.165	0.114	0.07	26.55	27.50	1.245	0.205	0.142	22.1
Right side	GPRS 4TS	190/836.6	1:2.075	0.288	0.198	-0.13	26.55	27.50	1.245	**0.358**	0.246	22.1
Top side	GPRS 4TS	190/836.6	1:2.075	0.269	0.142	0.01	26.55	27.50	1.245	0.335	0.177	22.1
Body Test Data at the worst case with Battery 2#(Separate 10mm)												
Right side	GPRS 4TS	190/836.6	1:2.075	0.276	0.192	-0.01	26.55	27.50	1.245	0.343	0.239	22.1

Table 15：SAR of GSM850 for Head and Body.

Note:

1) The maximum Scaled SAR value is marked in bold. Graph results refer to Appendix B.

2) Per FCC KDB Publication 447498 D01, if the reported (scaled) SAR measured at the middle channel or highest output power channel for each test configuration is ≤ 0.8 W/kg then testing at the other channels is not required for such test configuration(s).

3) When multiple slots can be used, SAR should be tested to account for the maximum source-based time-averaged output power.

Test Position	Channel/Frequency (MHz)	Measured SAR (1g)	1st Repeated SAR (1g)	Ratio	2nd Repeated SAR (1g)	3rd Repeated SAR (1g)
Right cheek	190/836.6	0.900	0.803	1.121	N/A	N/A
Note: 1) When the original highest measured SAR is ≥ 0.80 W/kg, the measurement was repeated once.						
2) A second repeated measurement was performed only if the ratio of largest to smallest SAR for the original and first repeated measurements was > 1.20 or when the original or repeated measurement was ⩾ 1.45 W/kg (~ 10% from the 1-g SAR limit).						
3) A third repeated measurement was performed only if the original, first or second repeated measurement was ⩾ 1.5 W/kg and the ratio of largest to smallest SAR for the original, first and second repeated measurements is > 1.20.						
4) Repeated measurements are not required when the original highest measured SAR is < 0.80 W/kg						

Unless otherwise agreed in writing, this document is issued by the Company subject to its General Conditions of Service printed overleaf, available on request or accessible at http://www.sgs.com/en/Terms-and-Conditions.aspx and, for electronic format documents, subject to Terms and Conditions for Electronic Documents at http://www.sgs.com/en/Terms-and-Conditions/Terms-e-Document.aspx. Attention is drawn to the limitation of liability, indemnification and jurisdiction issues defined therein. Any holder of this document is advised that information contained hereon reflects the Company's findings at the time of its intervention only and within the limits of Client's instructions, if any. The Company's sole responsibility is to its Client and this document does not exonerate parties to a transaction from exercising all their rights and obligations under the transaction documents. This document cannot be reproduced except in full, without prior written approval of the Company. Any unauthorized alteration, forgery or falsification of the content or appearance of this document is unlawful and offenders may be prosecuted to the fullest extent of the law. Unless otherwise stated the results shown in this test report refer only to the sample(s) tested and such sample(s) are retained for 30 days only.
Attention: To check the authenticity of testing /inspection report & certificate, please contact us at telephone: (86-755) 8307 1443, or email: CN.Doccheck@sgs.com
No.1 Workshop, M-10, Middle Section, Science & Technology Park, Shenzhen, China 518057 t (86–755) 26012053 f (86–755) 26710594 www.sgsgroup.com.cn
中国·深圳·科技园中区M–10栋一号厂房 邮编: 518057 t (86–755) 26012053 f (86–755) 26710594 sgs.china@sgs.com
Member of the SGS Group (SGS SA)

5.4.2 SAR Result of GSM1900

Test position	Test mode	Test Ch./Freq.	Duty Cycle	SAR (W/kg)1-g	SAR (W/kg)10-g	Power Drift(dB)	Conducted Power (dBm)	Tune up Limit (dBm)	Scaled factor	Scaled SAR (W/kg) 1-g	Scaled SAR (W/kg)10-g	Liquid Temp (°C)
Head Test data												
Left cheek	GSM	661/1880	1:8.3	0.136	0.085	0.08	29.78	29.80	1.005	0.137	0.086	22.3
Left tilted	GSM	661/1880	1:8.3	0.129	0.077	0.02	29.78	29.80	1.005	0.130	0.078	22.3
Right cheek	GSM	661/1880	1:8.3	0.194	0.117	0.09	29.78	29.80	1.005	**0.195**	0.118	22.3
Right tilted	GSM	661/1880	1:8.3	0.129	0.077	-0.09	29.78	29.80	1.005	0.130	0.077	22.3
Head Test Data at the worst case with Battery 2#												
Right cheek	GSM	661/1880	1:8.3	0.119	0.115	-0.11	29.78	29.80	1.005	0.120	0.116	22.3
Body worn Test data(Separate 15mm)												
Front side	GSM	661/1880	1:8.3	0.228	0.136	0.01	29.78	29.80	1.005	0.229	0.137	22.3
Back side	GSM	661/1880	1:8.3	0.308	0.181	0.08	29.78	29.80	1.005	**0.309**	0.182	22.3
Body Test Data at the worst case with Battery 2#(Separate 15mm)												
Back side	GSM	661/1880	1:8.3	0.277	0.165	-0.18	29.78	29.80	1.005	0.278	0.166	22.3
Hotspot Test data(Separate 10mm)												
Front side	GPRS 4TS	661/1880	1:2.075	0.312	0.181	-0.15	23.79	24.00	1.050	0.327	0.190	22.3
Back side	GPRS 4TS	661/1880	1:2.075	0.432	0.236	0.19	23.79	24.00	1.050	0.453	0.248	22.3
Left side	GPRS 4TS	661/1880	1:2.075	0.167	0.098	0.02	23.79	24.00	1.050	0.175	0.103	22.3
Right side	GPRS 4TS	661/1880	1:2.075	0.097	0.057	-0.11	23.79	24.00	1.050	0.101	0.059	22.3
Bottom side	GPRS 4TS	661/1880	1:2.075	0.445	0.244	0.06	23.79	24.00	1.050	**0.467**	0.256	22.3
Body Test Data at the worst case with Battery 2#(Separate 10mm)												
Bottom side	GPRS 4TS	661/1880	1:2.075	0.432	0.232	0.02	23.79	24.00	1.050	0.453	0.243	22.3

Table 16：SAR of GSM1900 for Head and Body.

Note:

1) The maximum Scaled SAR value is marked in bold. Graph results refer to Appendix B.

2) Per FCC KDB Publication 447498 D01, if the reported (scaled) SAR measured at the middle channel or highest output power channel for each test configuration is ≤ 0.8 W/kg then testing at the other channels is not required for such test configuration(s).

3) When multiple slots can be used, SAR should be tested to account for the maximum source-based time-averaged output power.

Unless otherwise agreed in writing, this document is issued by the Company subject to its General Conditions of Service printed overleaf, available on request or accessible at http://www.sgs.com/en/Terms-and-Conditions.aspx and, for electronic format documents, subject to Terms and Conditions for Electronic Documents at http://www.sgs.com/en/Terms-and-Conditions/Terms-e-Document.aspx. Attention is drawn to the limitation of liability, indemnification and jurisdiction issues defined therein. Any holder of this document is advised that information contained hereon reflects the Company's findings at the time of its intervention only and within the limits of Client's instructions, if any. The Company's sole responsibility is to its Client and this document does not exonerate parties to a transaction from exercising all their rights and obligations under the transaction documents. This document cannot be reproduced except in full, without prior written approval of the Company. Any unauthorized alteration, forgery or falsification of the content or appearance of this document is unlawful and offenders may be prosecuted to the fullest extent of the law. Unless otherwise stated the results shown in this test report refer only to the sample(s) tested and such sample(s) are retained for 30 days only.
Attention: To check the authenticity of testing /inspection report & certificate, please contact us at telephone: (86-755) 8307 1443, or email: CN.Doccheck@sgs.com
SGS-CSTC Standards Technical Services Co., Ltd. Shenzhen Branch Testing Center EEC Laboratory.
No.1 Workshop, M-10, Middle Section, Science & Technology Park, Shenzhen, China 518057 t (86-755) 26012053 f (86-755) 26710594 www.sgsgroup.com.cn
中国·深圳·科技园中区M-10栋一号厂房 邮编: 518057 t (86-755) 26012053 f (86-755) 26710594 sgs.china@sgs.com
Member of the SGS Group (SGS SA)

5.4.3 SAR Result of WCDMA Band II

Test position	Test mode	Test Ch./Freq.	Duty Cycle	SAR (W/kg)1-g	SAR (W/kg)10-g	Power Drift(dB)	Conducted Power (dBm)	Tune up Limit (dBm)	Scaled factor	Scaled SAR(W/kg) 1-g	Scaled SAR(W/kg) 10-g	Liquid Temp (℃)
Head Test data												
Left cheek	RMC	9400/1880	1:1	0.220	0.144	0.02	23.52	23.80	1.067	0.235	0.154	22.3
Left tilted	RMC	9400/1880	1:1	0.262	0.161	0.12	23.52	23.80	1.067	0.279	0.172	22.3
Right cheek	RMC	9400/1880	1:1	0.291	0.181	0.19	23.52	23.80	1.067	0.310	0.193	22.3
Right tilted	RMC	9400/1880	1:1	0.199	0.120	0.07	23.52	23.80	1.067	0.212	0.128	22.3
Head Test Data at the worst case with Battery 2#												
Right cheek	RMC	9400/1880	1:1	0.293	0.182	0.07	23.52	23.80	1.067	**0.313**	0.194	22.3
Body worn Test data(Separate 15mm)												
Front side	RMC	9400/1880	1:1	0.222	0.132	-0.03	23.52	23.80	1.067	0.237	0.141	22.3
Back side	RMC	9400/1880	1:1	0.310	0.182	0.10	23.52	23.80	1.067	**0.331**	0.194	22.3
Body Test Data at the worst case with Battery 2#(Separate 15mm)												
Back side	RMC	9400/1880	1:1	0.308	0.181	0.10	23.52	23.80	1.067	0.329	0.193	22.3
Hotspot Test data(Separate 10mm)												
Front side	RMC	9400/1880	1:1	0.533	0.314	-0.14	21.53	22.00	1.114	0.594	0.350	22.3
Back side	RMC	9400/1880	1:1	0.564	0.312	0.07	21.53	22.00	1.114	0.628	0.348	22.3
Left side	RMC	9400/1880	1:1	0.461	0.273	0.09	21.53	22.00	1.114	0.514	0.304	22.3
Right side	RMC	9400/1880	1:1	0.275	0.159	0.05	21.53	22.00	1.114	0.306	0.177	22.3
Bottom side	RMC	9400/1880	1:1	0.576	0.314	0.03	21.53	22.00	1.114	**0.642**	0.350	22.3
Body Test Data at the worst case with Battery 2#(Separate 10mm)												
Bottom side	RMC	9400/1880	1:1	0.572	0.312	0.01	21.53	22.00	1.114	0.637	0.348	22.3

Table 17：SAR of WCDMA Band II for Head and Body.

Note:

1) The maximum Scaled SAR value is marked in bold. Graph results refer to Appendix B.

2) Per FCC KDB Publication 447498 D01, if the reported (scaled) SAR measured at the middle channel or highest output power channel for each test configuration is ≤ 0.8 W/kg then testing at the other channels is not required for such test configuration(s).

Unless otherwise agreed in writing, this document is issued by the Company subject to its General Conditions of Service printed overleaf, available on request or accessible at http://www.sgs.com/en/Terms-and-Conditions.aspx and, for electronic format documents, subject to Terms and Conditions for Electronic Documents at http://www.sgs.com/en/Terms-and-Conditions/Terms-e-Document.aspx. Attention is drawn to the limitation of liability, indemnification and jurisdiction issues defined therein. Any holder of this document is advised that information contained hereon reflects the Company's findings at the time of its intervention only and within the limits of Client's instructions, if any. The Company's sole responsibility is to its Client and this document does not exonerate parties to a transaction from exercising all their rights and obligations under the transaction documents. This document cannot be reproduced except in full, without prior written approval of the Company. Any unauthorized alteration, forgery or falsification of the content or appearance of this document is unlawful and offenders may be prosecuted to the fullest extent of the law. Unless otherwise stated the results shown in this test report refer only to the sample(s) tested and such sample(s) are retained for 30 days only.
Attention: To check the authenticity of testing /inspection report & certificate, please contact us at telephone: (86-755) 8307 1443, or email: CN.Doccheck@sgs.com
SGS-CSTC Standards Technical Services Co., Ltd. Shenzhen Branch Testing Center-EEC Laboratory.
No.1 Workshop, M-10, Middle Section, Science & Technology Park, Shenzhen, China 518057 t (86–755) 26012053 f (86–755) 26710594 www.sgsgroup.com.cn
中国·深圳·科技园中区M–10栋一号厂房 邮编: 518057 t (86–755) 26012053 f (86–755) 26710594 sgs.china@sgs.com
Member of the SGS Group (SGS SA)

5.4.4 SAR Result of WCDMA Band IV

Test position	Test mode	Test Ch./Freq.	Duty Cycle	SAR (W/kg) 1-g	SAR (W/kg) 10-g	Power Drift(dB)	Conducted Power (dBm)	Tune up Limit (dBm)	Scaled factor	Scaled SAR(W/kg) 1-g	Scaled SAR(W/kg) 10-g	Liquid Temp (℃)
Head Test data												
Left cheek	RMC	1412/1732.4	1:1	0.139	0.093	0.09	22.35	22.80	1.109	0.154	0.103	22.2
Left tilted	RMC	1412/1732.4	1:1	0.132	0.086	0.05	22.35	22.80	1.109	0.146	0.096	22.2
Right cheek	RMC	1412/1732.4	1:1	0.213	0.135	0.01	22.35	22.80	1.109	0.236	0.150	22.2
Right tilted	RMC	1412/1732.4	1:1	0.108	0.067	0.06	22.35	22.80	1.109	0.120	0.074	22.2
Head Test Data at the worst case with Battery 2#												
Right cheek	RMC	1412/1732.4	1:1	0.214	0.136	-0.04	22.35	22.80	1.109	**0.237**	0.151	22.2
Body worn Test data(Separate 15mm)												
Front side	RMC	1412/1732.4	1:1	0.242	0.160	-0.02	22.35	22.80	1.109	0.268	0.177	22.2
Back side	RMC	1412/1732.4	1:1	0.299	0.173	0.02	22.35	22.80	1.109	**0.332**	0.192	22.2
Body Test Data at the worst case with Battery 2#(Separate 15mm)												
Back side	RMC	1412/1732.4	1:1	0.298	0.173	-0.06	22.35	22.80	1.109	0.331	0.192	22.2
Hotspot Test data(Separate 10mm)												
Front side	RMC	1412/1732.4	1:1	0.452	0.264	-0.02	22.35	22.80	1.109	0.501	0.293	22.2
Back side	RMC	1412/1732.4	1:1	0.599	0.325	-0.07	22.35	22.80	1.109	0.664	0.360	22.2
Left side	RMC	1412/1732.4	1:1	0.200	0.113	0.06	22.35	22.80	1.109	0.222	0.125	22.2
Right side	RMC	1412/1732.4	1:1	0.164	0.096	0.04	22.35	22.80	1.109	0.182	0.107	22.2
Bottom side	RMC	1412/1732.4	1:1	0.778	0.414	0.10	22.35	22.80	1.109	0.863	0.459	22.2
Bottom side	RMC	1312/1712.4	1:1	0.783	0.416	0.02	22.31	22.80	1.119	**0.877**	0.466	22.2
Bottom side	RMC	1513/1752.6	1:1	0.785	0.417	0.00	22.36	22.80	1.107	0.869	0.461	22.2
Body Test Data at the worst case with Battery 2#(Separate 10mm)												
Bottom side	RMC	1312/1712.4	1:1	0.759	0.403	0.18	22.31	22.80	1.119	0.850	0.451	22.2

Table 18： SAR of WCDMA Band IV for Head and Body.

Note:

1) The maximum Scaled SAR value is marked in bold. Graph results refer to Appendix B.

2) Per FCC KDB Publication 447498 D01, if the reported (scaled) SAR measured at the middle channel or highest output power channel for each test configuration is ≤ 0.8 W/kg then testing at the other channels is not required for such test configuration(s).

Unless otherwise agreed in writing, this document is issued by the Company subject to its General Conditions of Service printed overleaf, available on request or accessible at http://www.sgs.com/en/Terms-and-Conditions.aspx and, for electronic format documents, subject to Terms and Conditions for Electronic Documents at http://www.sgs.com/en/Terms-and-Conditions/Terms-e-Document.aspx. Attention is drawn to the limitation of liability, indemnification and jurisdiction issues defined therein. Any holder of this document is advised that information contained hereon reflects the Company's findings at the time of its intervention only and within the limits of Client's instructions, if any. The Company's sole responsibility is to its Client and this document does not exonerate parties to a transaction from exercising all their rights and obligations under the transaction documents. This document cannot be reproduced except in full, without prior written approval of the Company. Any unauthorized alteration, forgery or falsification of the content or appearance of this document is unlawful and offenders may be prosecuted to the fullest extent of the law. Unless otherwise stated the results shown in this test report refer only to the sample(s) tested and such sample(s) are retained for 30 days only.
Attention: To check the authenticity of testing /inspection report & certificate, please contact us at telephone: (86-755) 8307 1443, or email: CN.Doccheck@sgs.com
SGS-CSTC Standards Technical Services Co., Ltd. Shenzhen Branch Testing Service EEC Laboratory.
No.1 Workshop, M-10, Middle Section, Science & Technology Park, Shenzhen, China 518057 t (86-755) 26012053 f (86-755) 26710594 www.sgsgroup.com.cn
中国·深圳·科技园中区M-10栋一号厂房 邮编: 518057 t (86-755) 26012053 f (86-755) 26710594 sgs.china@sgs.com
Member of the SGS Group (SGS SA)

5.4.5 SAR Result of WCDMA Band V

Test position	Test mode	Test Ch./Freq.	Duty Cycle	SAR (W/kg) 1-g	SAR (W/kg) 10-g	Power Drift(dB)	Conducted Power (dBm)	Tune up Limit (dBm)	Scaled factor	Scaled SAR(W/kg) 1-g	Scaled SAR(W/kg) 10-g	Liquid Temp (°C)
Head Test data												
Left cheek	RMC	4182/836.4	1:1	0.643	0.420	0.05	23.12	23.50	1.091	0.702	0.458	22.1
Left tilted	RMC	4182/836.4	1:1	0.568	0.298	-0.04	23.12	23.50	1.091	0.620	0.325	22.1
Right cheek	RMC	4182/836.4	1:1	0.893	0.492	-0.14	23.12	23.50	1.091	0.975	0.537	22.1
Right cheek	RMC	4132/826.4	1:1	0.863	0.492	0.03	23.08	23.50	1.102	0.951	0.542	22.1
Right cheek	RMC	4233/846.6	1:1	0.941	0.529	-0.03	23.01	23.50	1.119	**1.053**	0.592	22.1
Right cheek -Repeat	RMC	4233/846.6	1:1	0.932	0.519	0.01	23.01	23.50	1.119	1.043	0.581	22.1
Right tilted	RMC	4182/836.4	1:1	0.902	0.469	-0.02	23.12	23.50	1.091	0.984	0.512	22.1
Right tilted	RMC	4132/826.4	1:1	0.870	0.454	0.01	23.08	23.50	1.102	0.958	0.500	22.1
Right tilted	RMC	4233/846.6	1:1	0.912	0.473	0.15	23.01	23.50	1.119	1.021	0.529	22.1
Head Test Data at the worst case with Battery 2#												
Right cheek	RMC	4233/846.6	1:1	0.890	0.495	0.15	23.01	23.50	1.119	0.996	0.554	22.1
Body worn Test data(Separate 15mm)												
Front side	RMC	4182/836.4	1:1	0.211	0.163	-0.07	23.12	23.50	1.091	**0.230**	0.178	22.1
Back side	RMC	4182/836.4	1:1	0.208	0.158	-0.09	23.12	23.50	1.091	0.227	0.172	22.1
Body Test Data at the worst case with Battery 2#(Separate 15mm)												
Front side	RMC	4182/836.4	1:1	0.210	0.162	0.05	23.12	23.50	1.091	0.229	0.177	22.1
Hotspot Test data(Separate 10mm)												
Front side	RMC	4182/836.4	1:1	0.243	0.162	0.01	23.12	23.50	1.091	0.265	0.177	22.1
Back side	RMC	4182/836.4	1:1	0.266	0.176	0.08	23.12	23.50	1.091	0.290	0.192	22.1
Left side	RMC	4182/836.4	1:1	0.181	0.125	-0.12	23.12	23.50	1.091	0.198	0.136	22.1
Right side	RMC	4182/836.4	1:1	0.287	0.200	-0.01	23.12	23.50	1.091	**0.313**	0.218	22.1
Top side	RMC	4182/836.4	1:1	0.267	0.143	0.04	23.12	23.50	1.091	0.291	0.156	22.1
Body Test Data at the worst case with Battery 2#(Separate 10mm)												
Right side	RMC	1412/1732.4	1:1	0.272	0.189	0.05	23.12	23.50	1.091	0.297	0.206	22.1

Table 19：SAR of WCDMA Band V for Head and Body.

Note:

1) The maximum Scaled SAR value is marked in bold. Graph results refer to Appendix B.

2) Per FCC KDB Publication 447498 D01, if the reported (scaled) SAR measured at the middle channel or highest output power channel for each test configuration is ≤ 0.8 W/kg then testing at the other channels is not required for such test configuration(s).

Test Position	Channel/Frequency (MHz)	Measured SAR (1g)	1st Repeated SAR (1g)	Ratio	2nd Repeated SAR (1g)	3rd Repeated SAR (1g)
Right cheek	4233/846.6	0.941	0.932	1.010	N/A	N/A
Note: 1) When the original highest measured SAR is ≥ 0.80 W/kg, the measurement was repeated once.						
2) A second repeated measurement was performed only if the ratio of largest to smallest SAR for the original and first repeated measurements was > 1.20 or when the original or repeated measurement was ≥ 1.45 W/kg (~ 10% from the 1-g SAR limit).						
3) A third repeated measurement was performed only if the original, first or second repeated measurement was ≥ 1.5 W/kg and the ratio of largest to smallest SAR for the original, first and second repeated measurements is > 1.20.						
4) Repeated measurements are not required when the original highest measured SAR is < 0.80 W/kg						

Unless otherwise agreed in writing, this document is issued by the Company subject to its General Conditions of Service printed overleaf, available on request or accessible at http://www.sgs.com/en/Terms-and-Conditions.aspx and, for electronic format documents, subject to Terms and Conditions for Electronic Documents at http://www.sgs.com/en/Terms-and-Conditions/Terms-e-Document.aspx. Attention is drawn to the limitation of liability, indemnification and jurisdiction issues defined therein. Any holder of this document is advised that information contained hereon reflects the Company's findings at the time of its intervention only and within the limits of Client's instructions, if any. The Company's sole responsibility is to its Client and this document does not exonerate parties to a transaction from exercising all their rights and obligations under the transaction documents. This document cannot be reproduced except in full, without prior written approval of the Company. Any unauthorized alteration, forgery or falsification of the content or appearance of this document is unlawful and offenders may be prosecuted to the fullest extent of the law. Unless otherwise stated the results shown in this test report refer only to the sample(s) tested and such sample(s) are retained for 30 days only.
Attention: To check the authenticity of testing /inspection report & certificate, please contact us at telephone: (86-755) 8307 1443, or email: CN.Doccheck@sgs.com
No.1 Workshop, M-10, Middle Section, Science & Technology Park, Shenzhen, China 518057 t (86-755) 26012053 f (86-755) 26710594 www.sgsgroup.com.cn
中国·深圳·科技园中区M-10栋一号厂房 邮编: 518057 t (86-755) 26012053 f (86-755) 26710594 sgs.china@sgs.com
Member of the SGS Group (SGS SA)

5.4.6 SAR Result of LTE Band 2

Test position	BW.	Test mode	Test Ch./Freq.	Duty Cycle	SAR (W/kg) 1-g	SAR (W/kg) 10-g	Power Drift(dB)	Conducted power (dBm)	Tune up Limit (dBm)	Scaled factor	Scaled SAR1g (W/kg)	Scaled SAR10g (W/kg)	Liquid Temp.
Head Test data(1RB)													
Left cheek	20	QPSK 1RB_50	19100/1900	1:1	0.216	0.139	0.03	23.10	23.50	1.096	0.237	0.152	22.3
Left tilted	20	QPSK 1RB_50	19100/1900	1:1	0.264	0.160	0.04	23.10	23.50	1.096	0.289	0.175	22.3
Right cheek	20	QPSK 1RB_50	19100/1900	1:1	0.312	0.192	-0.18	23.10	23.50	1.096	**0.342**	0.211	22.3
Right tilted	20	QPSK 1RB_50	19100/1900	1:1	0.177	0.104	-0.04	23.10	23.50	1.096	0.194	0.114	22.3
Head Test data(50%RB)													
Left cheek	20	QPSK 50RB_25	18900/1880	1:1	0.174	0.113	0.05	22.03	22.50	1.114	0.194	0.126	22.3
Left tilted	20	QPSK 50RB_25	18900/1880	1:1	0.202	0.123	0.00	22.03	22.50	1.114	0.225	0.137	22.3
Right cheek	20	QPSK 50RB_25	18900/1880	1:1	0.235	0.144	0.02	22.03	22.50	1.114	0.262	0.160	22.3
Right tilted	20	QPSK 50RB_25	18900/1880	1:1	0.218	0.130	0.17	22.03	22.50	1.114	0.243	0.145	22.3
Head Test data at the worst case with Bttery2													
Right cheek	20	QPSK 1RB_50	19100/1900	1:1	0.305	0.188	-0.01	23.10	23.50	1.096	0.334	0.206	22.3
Body worn Test data(Separate 15mm 1RB)													
Front side	20	QPSK 1RB_50	19100/1900	1:1	0.246	0.146	-0.01	23.10	23.50	1.096	0.270	0.160	22.3
Back side	20	QPSK 1RB_50	19100/1900	1:1	0.312	0.184	-0.03	23.10	23.50	1.096	**0.342**	0.202	22.3
Body worn Test data (Separate 15mm 50%RB)													
Front side	20	QPSK 50RB_25	18900/1880	1:1	0.242	0.145	-0.05	22.03	22.50	1.114	0.270	0.162	22.3
Back side	20	QPSK 50RB_25	18900/1880	1:1	0.307	0.180	-0.01	22.03	22.50	1.114	0.342	0.201	22.3
Body worn Test data at the worst case with Battery2(Separate 15mm)													
Back side	20	QPSK 1RB_50	19100/1900	1:1	0.307	0.181	0.00	23.10	23.50	1.096	0.337	0.198	22.3
Hotspot Test data(Separate 10mm 1RB)													
Front side	20	QPSK 1RB_50	18700/1860	1:1	0.431	0.252	-0.02	21.19	21.50	1.074	0.463	0.271	22.3
Back side	20	QPSK 1RB_50	18700/1860	1:1	0.578	0.339	0.05	21.19	21.50	1.074	0.621	0.364	22.3
Left side	20	QPSK 1RB_50	18700/1860	1:1	0.235	0.135	-0.15	21.19	21.50	1.074	0.252	0.145	22.3
Right side	20	QPSK 1RB_50	18700/1860	1:1	0.144	0.084	0.07	21.19	21.50	1.074	0.155	0.090	22.3
Bottom side	20	QPSK 1RB_50	18700/1860	1:1	0.696	0.382	0.02	21.19	21.50	1.074	**0.747**	0.410	22.3
Hotspot Test data (Separate 10mm 50%RB)													
Front side	20	QPSK 50RB_50	18700/1860	1:1	0.420	0.241	-0.04	21.10	21.50	1.096	0.461	0.264	22.3
Back side	20	QPSK 50RB_50	18700/1860	1:1	0.562	0.309	0.07	21.10	21.50	1.096	0.616	0.339	22.3
Left side	20	QPSK 50RB_50	18700/1860	1:1	0.228	0.132	0.05	21.10	21.50	1.096	0.250	0.145	22.3
Right side	20	QPSK 50RB_50	18700/1860	1:1	0.138	0.080	-0.11	21.10	21.50	1.096	0.151	0.088	22.3
Bottom side	20	QPSK 50RB_50	18700/1860	1:1	0.674	0.369	0.02	21.10	21.50	1.096	0.739	0.405	22.3
Hotspot Test data at the worst case with Battery2(Separate 10mm)													
Bottom side	20	QPSK 1RB_50	18700/1860	1:1	0.685	0.376	0.03	21.19	21.50	1.074	0.736	0.404	22.3

Table 20：SAR of LTE Band 2 for Head and Body.

Note:

1) The maximum Scaled SAR value is marked in bold. Graph results refer to Appendix B.

2) Per FCC KDB Publication 447498 D01, if the reported (scaled) SAR measured at the middle channel or highest output power channel for each test configuration is ≤ 0.8 W/kg then testing at the other channels is not required for such test configuration(s).

Unless otherwise agreed in writing, this document is issued by the Company subject to its General Conditions of Service printed overleaf, available on request or accessible at http://www.sgs.com/en/Terms-and-Conditions.aspx and, for electronic format documents, subject to Terms and Conditions for Electronic Documents at http://www.sgs.com/en/Terms-and-Conditions/Terms-e-Document.aspx. Attention is drawn to the limitation of liability, indemnification and jurisdiction issues defined therein. Any holder of this document is advised that information contained hereon reflects the Company's findings at the time of its intervention only and within the limits of Client's instructions, if any. The Company's sole responsibility is to its Client and this document does not exonerate parties to a transaction from exercising all their rights and obligations under the transaction documents. This document cannot be reproduced except in full, without prior written approval of the Company. Any unauthorized alteration, forgery or falsification of the content or appearance of this document is unlawful and offenders may be prosecuted to the fullest extent of the law. Unless otherwise stated the results shown in this test report refer only to the sample(s) tested and such sample(s) are retained for 30 days only.
Attention: To check the authenticity of testing /inspection report & certificate, please contact us at telephone: (86-755) 8307 1443, or email: CN.Doccheck@sgs.com
No.1 Workshop, M-10, Middle Section, Science & Technology Park, Shenzhen, China 518057 t (86–755) 26012053 f (86–755) 26710594 www.sgsgroup.com.cn
中国·深圳·科技园中区M–10栋一号厂房 邮编: 518057 t (86–755) 26012053 f (86–755) 26710594 sgs.china@sgs.com
Member of the SGS Group (SGS SA)

5.4.7 SAR Result of LTE Band 5

Test position	BW.	Test mode	Test Ch./Freq.	Duty Cycle	SAR (W/kg) 1-g	SAR (W/kg) 10-g	Power Drift(dB)	Conducted power (dBm)	Tune up Limit (dBm)	Scaled factor	Scaled SAR1g (W/kg)	Scaled SAR10g (W/kg)	Liquid Temp.
Head Test data(1RB)													
Left cheek	10	QPSK 1RB_0	20525/836.5	1:1	0.650	0.396	-0.06	22.20	22.50	1.072	0.696	0.424	22.1
Left tilted	10	QPSK 1RB_0	20525/836.5	1:1	0.604	0.311	0.06	22.20	22.50	1.072	0.647	0.333	22.1
Right cheek	10	QPSK 1RB_0	20525/836.5	1:1	0.862	0.483	-0.07	22.20	22.50	1.072	**0.924**	0.518	22.1
Right cheek-Repeat	10	QPSK 1RB_25	20525/836.5	1:1	0.793	0.445	0.02	22.20	22.50	1.072	0.850	0.477	22.1
Right cheek	10	QPSK 1RB_25	20450/829	1:1	0.656	0.371	-0.06	22.12	22.50	1.091	0.716	0.405	22.1
Right cheek	10	QPSK 1RB_0	20600/844	1:1	0.645	0.361	0.01	22.20	22.50	1.072	0.691	0.387	22.1
Right tilted	10	QPSK 1RB_0	20525/836.5	1:1	0.603	0.316	0.08	22.20	22.50	1.072	0.646	0.339	22.1
Head Test data(50%RB)													
Left cheek	10	QPSK 25RB_0	20600/844	1:1	0.528	0.313	0.03	21.33	21.50	1.040	0.549	0.325	22.1
Left tilted	10	QPSK 25RB_0	20600/844	1:1	0.492	0.253	0.04	21.33	21.50	1.040	0.512	0.263	22.1
Right cheek	10	QPSK 25RB_0	20600/844	1:1	0.653	0.362	0.03	21.33	21.50	1.040	0.679	0.376	22.1
Right tilted	10	QPSK 25RB_0	20600/844	1:1	0.720	0.365	-0.02	21.33	21.50	1.040	0.749	0.380	22.1
Right tilted	10	QPSK 25RB_0	20450/829	1:1	0.709	0.360	0.01	21.23	21.50	1.040	0.549	0.325	22.1
Right tilted	10	QPSK 25RB_0	20525/836.5	1:1	0.714	0.362	0.11	21.20	21.50	1.040	0.512	0.263	22.1
Head Test data(100%RB)													
Right cheek	10	QPSK 50RB_0	20525/836.5	1:1	0.596	0.337	-0.09	21.24	21.50	1.062	0.633	0.358	22.1
Head Test data at the worst case with Battery2													
Right cheek	10	QPSK 1RB_25	20525/836.5	1:1	0.849	0.476	-0.11	22.50	1.072	0.910	0.510	22.50	22.1
Body worn Test data(Separate 15mm 1RB)													
Front side	10	QPSK 1RB_25	20525/836.5	1:1	0.193	0.149	-0.14	22.20	22.50	1.072	**0.207**	0.160	22.1
Back side	10	QPSK 1RB_25	20525/836.5	1:1	0.187	0.142	-0.04	22.20	22.50	1.072	0.200	0.152	22.1
Body worn Test data (Separate 15mm 50%RB)													
Front side	10	QPSK 25RB_0	20600/844	1:1	0.149	0.115	0.01	21.33	21.50	1.040	0.155	0.120	22.1
Back side	10	QPSK 25RB_0	20600/844	1:1	0.144	0.110	-0.07	21.33	21.50	1.040	0.150	0.114	22.1
Body worn Test data at the worst case with Battery2(Separate 15mm)													
Front side	10	QPSK 1RB_25	20525/836.5	1:1	0.190	0.147	0.05	22.20	22.50	1.072	0.204	0.158	22.1
Hotspot Test data(Separate 10mm 1RB)													
Front side	10	QPSK 1RB_25	20525/836.5	1:1	0.203	0.159	-0.09	22.20	22.50	1.072	0.218	0.170	22.1
Back side	10	QPSK 1RB_25	20525/836.5	1:1	0.213	0.164	-0.02	22.20	22.50	1.072	0.228	0.176	22.1
Left side	10	QPSK 1RB_25	20525/836.5	1:1	0.142	0.099	0.04	22.20	22.50	1.072	0.152	0.106	22.1
Right side	10	QPSK 1RB_25	20525/836.5	1:1	0.234	0.164	0.00	22.20	22.50	1.072	**0.251**	0.176	22.1
Top side	10	QPSK 1RB_25	20525/836.5	1:1	0.216	0.181	0.05	22.20	22.50	1.072	0.231	0.194	22.1

Unless otherwise agreed in writing, this document is issued by the Company subject to its General Conditions of Service printed overleaf, available on request or accessible at http://www.sgs.com/en/Terms-and-Conditions.aspx and, for electronic format documents, subject to Terms and Conditions for Electronic Documents at http://www.sgs.com/en/Terms-and-Conditions/Terms-e-Document.aspx. Attention is drawn to the limitation of liability, indemnification and jurisdiction issues defined therein. Any holder of this document is advised that information contained hereon reflects the Company's findings at the time of its intervention only and within the limits of Client's instructions, if any. The Company's sole responsibility is to its Client and this document does not exonerate parties to a transaction from exercising all their rights and obligations under the transaction documents. This document cannot be reproduced except in full, without prior written approval of the Company. Any unauthorized alteration, forgery or falsification of the content or appearance of this document is unlawful and offenders may be prosecuted to the fullest extent of the law. Unless otherwise stated the results shown in this test report refer only to the sample(s) tested and such sample(s) are retained for 30 days only.
Attention: To check the authenticity of testing /inspection report & certificate, please contact us at telephone: (86-755) 8307 1443, or email: CN.Doccheck@sgs.com
SGS-CSTC Standards Technical Services Co., Ltd. Shenzhen Branch Testing Service EEC Laboratory.
No.1 Workshop, M-10, Middle Section, Science & Technology Park, Shenzhen, China 518057 t (86-755) 26012053 f (86-755) 26710594 www.sgsgroup.com.cn
中国·深圳·科技园中区M-10栋一号厂房 邮编: 518057 t (86-755) 26012053 f (86-755) 26710594 sgs.china@sgs.com
Member of the SGS Group (SGS SA)

Hotspot Test data (Separate 10mm 50%RB)													
Front side	10	QPSK 25RB_0	20600/844	1:1	0.157	0.123	-0.02	21.33	21.50	1.040	0.163	0.128	22.1
Back side	10	QPSK 25RB_0	20600/844	1:1	0.166	0.128	0.04	21.33	21.50	1.040	0.173	0.133	22.1
Left side	10	QPSK 25RB_0	20600/844	1:1	0.114	0.079	0.09	21.33	21.50	1.040	0.119	0.082	22.1
Right side	10	QPSK 25RB_0	20600/844	1:1	0.188	0.132	0.08	21.33	21.50	1.040	0.196	0.137	22.1
Top side	10	QPSK 25RB_0	20600/844	1:1	0.183	0.098	0.01	21.33	21.50	1.040	0.190	0.102	22.1
Hotspot Test data at the worst case with Battery2(Separate 10mm)													
Right side	10	QPSK 1RB_25	20525/836.5	1:1	0.231	0.161	0.07	22.20	22.50	1.072	0.248	0.173	22.1

Table 21：SAR of LTE Band 5 for Head and Body.

Note:

1) The maximum Scaled SAR value is marked in bold. Graph results refer to Appendix B.

2) Per FCC KDB Publication 447498 D01, if the reported (scaled) SAR measured at the middle channel or highest output power channel for each test configuration is ≤ 0.8 W/kg then testing at the other channels is not required for such test configuration(s)

Test Position	Channel/Frequency (MHz)	Measured SAR (1g)	1st Repeated SAR (1g)	Ratio	2nd Repeated SAR (1g)	3rd Repeated SAR (1g)
Right cheek	20525/836.5	0.862	0.793	1.087	N/A	N/A
Note: 1) When the original highest measured SAR is ≥ 0.80 W/kg, the measurement was repeated once.						
2) A second repeated measurement was performed only if the ratio of largest to smallest SAR for the original and first repeated measurements was > 1.20 or when the original or repeated measurement was ⩾ 1.45 W/kg (~ 10% from the 1-g SAR limit).						
3) A third repeated measurement was performed only if the original, first or second repeated measurement was ⩾ 1.5 W/kg and the ratio of largest to smallest SAR for the original, first and second repeated measurements is > 1.20.						
4) Repeated measurements are not required when the original highest measured SAR is < 0.80 W/kg						

Unless otherwise agreed in writing, this document is issued by the Company subject to its General Conditions of Service printed overleaf, available on request or accessible at http://www.sgs.com/en/Terms-and-Conditions.aspx and, for electronic format documents, subject to Terms and Conditions for Electronic Documents at http://www.sgs.com/en/Terms-and-Conditions/Terms-e-Document.aspx. Attention is drawn to the limitation of liability, indemnification and jurisdiction issues defined therein. Any holder of this document is advised that information contained hereon reflects the Company's findings at the time of its intervention only and within the limits of Client's instructions, if any. The Company's sole responsibility is to its Client and this document does not exonerate parties to a transaction from exercising all their rights and obligations under the transaction documents. This document cannot be reproduced except in full, without prior written approval of the Company. Any unauthorized alteration, forgery or falsification of the content or appearance of this document is unlawful and offenders may be prosecuted to the fullest extent of the law. Unless otherwise stated the results shown in this test report refer only to the sample(s) tested and such sample(s) are retained for 30 days only.
Attention: To check the authenticity of testing /inspection report & certificate, please contact us at telephone: (86-755) 8307 1443, or email: CN.Doccheck@sgs.com
SGS-CSTC Standards Technical Services Co., Ltd. Shenzhen Branch Testing Center EEC Laboratory.
No.1 Workshop, M-10, Middle Section, Science & Technology Park, Shenzhen, China 518057 t (86-755) 26012053 f (86-755) 26710594 www.sgsgroup.com.cn
中国·深圳·科技园中区M-10栋一号厂房 邮编: 518057 t (86-755) 26012053 f (86-755) 26710594 sgs.china@sgs.com
Member of the SGS Group (SGS SA)

5.4.8 SAR Result of LTE Band 7

Test position	BW.	Test mode	Test Ch./Freq.	Duty Cycle	SAR (W/kg) 1-g	SAR (W/kg) 10-g	Power Drift(dB)	Conducted power (dBm)	Tune up Limit (dBm)	Scaled factor	Scaled SAR1g (W/kg)	Scaled SAR10g (W/kg)	Liquid Temp.
Head Test data(1RB)													
Left cheek	20	QPSK 1RB_50	21100/2535.5	1:1	0.225	0.117	-0.07	22.84	23.50	1.164	**0.262**	0.136	22.1
Left tilted	20	QPSK 1RB_50	21100/2535.5	1:1	0.155	0.061	0.04	22.84	23.50	1.164	0.180	0.071	22.1
Right cheek	20	QPSK 1RB_50	21100/2535.5	1:1	0.131	0.073	0.07	22.84	23.50	1.164	0.153	0.085	22.1
Right tilted	20	QPSK 1RB_50	21100/2535.5	1:1	0.151	0.079	0.04	22.84	23.50	1.164	0.176	0.092	22.1
Head Test data(50%RB)													
Left cheek	20	QPSK 50RB_0	21350/2560	1:1	0.177	0.092	0.01	22.03	22.50	1.114	0.197	0.102	22.1
Left tilted	20	QPSK 50RB_0	21350/2560	1:1	0.093	0.051	0.01	22.03	22.50	1.114	0.103	0.056	22.1
Right cheek	20	QPSK 50RB_0	21350/2560	1:1	0.098	0.055	0.05	22.03	22.50	1.114	0.110	0.061	22.1
Right tilted	20	QPSK 50RB_0	21350/2560	1:1	0.116	0.061	0.02	22.03	22.50	1.114	0.129	0.068	22.1
Head Test Data at the worst case with Battery 2#													
Left cheek	20	QPSK 1RB_50	21100/2535.5	1:1	0.222	0.116	0.01	22.84	23.50	1.164	0.258	0.135	22.1
Body worn Test data(Separate 15mm 1RB)													
Front side	20	QPSK 1RB_50	21100/2535.5	1:1	0.400	0.214	-0.05	22.84	23.50	1.164	0.466	0.249	22.1
Back side	20	QPSK 1RB_50	21100/2535.5	1:1	0.513	0.259	0.03	22.84	23.50	1.164	**0.597**	0.302	22.1
Body worn Test data (Separate 15mm 50%RB)													
Front side	20	QPSK 50RB_0	21350/2560	1:1	0.297	0.156	0.01	22.03	22.50	1.114	0.331	0.174	22.1
Back side	20	QPSK 50RB_0	21350/2560	1:1	0.379	0.194	0.15	22.03	22.50	1.114	0.422	0.216	22.1
Body Test Data at the worst case with Battery 2#(Separate 15mm)													
Back side	20	QPSK 1RB_50	21100/2535.5	1:1	0.508	0.256	0.04	22.84	23.50	1.164	0.591	0.298	22.1
Hotspot Test data(Separate 10mm 1RB)													
Front side	20	QPSK 1RB_50	21350/2560	1:1	0.393	0.185	-0.10	19.90	20.50	1.148	0.451	0.212	22.1
Back side	20	QPSK 1RB_50	21350/2560	1:1	0.539	0.246	-0.03	19.90	20.50	1.148	0.619	0.282	22.1
Left side	20	QPSK 1RB_50	21350/2560	1:1	0.095	0.048	0.02	19.90	20.50	1.148	0.109	0.055	22.1
Right side	20	QPSK 1RB_50	21350/2560	1:1	0.134	0.068	0.01	19.90	20.50	1.148	0.154	0.078	22.1
Bottom side	20	QPSK 1RB_50	21350/2560	1:1	0.916	0.398	-0.11	19.90	20.50	1.148	1.052	0.457	22.1
Bottom side	20	QPSK 1RB_50	20850/2510	1:1	1.130	0.505	0.07	19.85	20.50	1.161	**1.312**	0.587	22.1
Bottom side -repeat	20	QPSK 1RB_50	20850/2510	1:1	1.120	0.501	0.01	19.85	20.50	1.161	1.301	0.582	22.1
Bottom side	20	QPSK 1RB_50	21100/2535.5	1:1	1.000	0.441	0.03	19.70	20.50	1.202	1.202	0.530	22.1
Hotspot Test data (Separate 10mm 50%RB)													
Front side	20	QPSK 50RB_0	21350/2560	1:1	0.410	0.192	0.02	19.99	20.50	1.125	0.461	0.216	22.1
Back side	20	QPSK 50RB_0	21350/2560	1:1	0.566	0.258	-0.02	19.99	20.50	1.125	0.637	0.290	22.1
Left side	20	QPSK 50RB_0	21350/2560	1:1	0.078	0.039	0.09	19.99	20.50	1.125	0.087	0.044	22.1
Right side	20	QPSK 50RB_0	21350/2560	1:1	0.132	0.066	-0.08	19.99	20.50	1.125	0.148	0.074	22.1
Bottom side	20	QPSK 50RB_0	21350/2560	1:1	0.901	0.393	-0.08	19.99	20.50	1.125	1.013	0.442	22.1
Bottom side	20	QPSK 50RB_25	20850/2510	1:1	1.040	0.465	-0.04	19.81	20.50	1.172	1.219	0.545	22.1
Bottom side	20	QPSK 50RB_50	21100/2535.5	1:1	0.992	0.435	-0.02	19.94	20.50	1.138	1.129	0.495	22.1

Unless otherwise agreed in writing, this document is issued by the Company subject to its General Conditions of Service printed overleaf, available on request or accessible at http://www.sgs.com/en/Terms-and-Conditions.aspx and, for electronic format documents, subject to Terms and Conditions for Electronic Documents at http://www.sgs.com/en/Terms-and-Conditions/Terms-e-Document.aspx. Attention is drawn to the limitation of liability, indemnification and jurisdiction issues defined therein. Any holder of this document is advised that information contained hereon reflects the Company's findings at the time of its intervention only and within the limits of Client's instructions, if any. The Company's sole responsibility is to its Client and this document does not exonerate parties to a transaction from exercising all their rights and obligations under the transaction documents. This document cannot be reproduced except in full, without prior written approval of the Company. Any unauthorized alteration, forgery or falsification of the content or appearance of this document is unlawful and offenders may be prosecuted to the fullest extent of the law. Unless otherwise stated the results shown in this test report refer only to the sample(s) tested and such sample(s) are retained for 30 days only.
Attention: To check the authenticity of testing /inspection report & certificate, please contact us at telephone: (86-755) 8307 1443, or email: CN.Doccheck@sgs.com
SGS-CSTC Standards Technical Services Co., Ltd. Shenzhen Branch Testing Service EEC Laboratory.
No.1 Workshop, M-10, Middle Section, Science & Technology Park, Shenzhen, China 518057 t (86-755) 26012053 f (86-755) 26710594 www.sgsgroup.com.cn
中国·深圳·科技园中区M-10栋一号厂房 邮编: 518057 t (86-755) 26012053 f (86-755) 26710594 sgs.china@sgs.com
Member of the SGS Group (SGS SA)

Hotspot Test data (Separate 10mm 100%RB)													
Bottom side	20	QPSK 100RB_0	21100/2535.5	1:1	1.010	0.448	0.02	19.94	20.50	1.138	1.149	0.510	22.1
Body Test Data at the worst case with Battery 2# (Separate 10mm)													
Bottom side	20	QPSK 1RB_50	20850/2510	1:1	1.010	0.456	0.03	19.85	20.50	1.161	1.173	0.530	22.1
Test position	**BW.**	**Test mode**	**Test Ch./Freq.**	**Duty Cycle**	**SAR (W/kg) 1-g**	**SAR (W/kg) 10-g**	**Power Drift(dB)**	**Conducted power (dBm)**	**Tune up Limit (dBm)**	**Scaled factor**	**Scaled SAR1g (W/kg)**	**Scaled SAR10g (W/kg)**	**Liquid Temp.**
Product specific 10g SAR Test data (Separate 0mm 1RB)													
Back side	20	QPSK 1RB_50	21100/2535.5	1:1	4.290	1.570	0.02	22.84	23.50	1.164	4.994	1.828	22.1
Bottom side	20	QPSK 1RB_50	21100/2535.5	1:1	8.180	2.650	0.02	22.84	23.50	1.164	9.523	3.085	22.1
Bottom side -repeat	20	QPSK 1RB_50	21100/2535.5	1:1	8.040	2.610	0.06	22.84	23.50	1.164	9.360	3.038	22.1
Bottom side	20	QPSK 1RB_50	21350/2560	1:1	8.170	2.610	0.03	22.84	23.50	1.164	9.511	3.038	22.1
Bottom side	20	QPSK 1RB_50	20850/2510	1:1	7.700	2.550	0.06	22.54	23.50	1.247	9.605	**3.181**	22.1
Product specific 10g SAR Test data (Separate 0mm 50%RB)													
Back side	20	QPSK 50RB_0	21350/2560	1:1	3.500	1.270	-0.02	22.03	22.50	1.114	3.900	1.415	22.1
Bottom side	20	QPSK 50RB_0	21350/2560	1:1	6.700	2.120	0.07	22.03	22.50	1.114	7.466	2.362	22.1
Bottom side	20	QPSK 50RB_50	20850/2510	1:1	6.630	2.130	0.02	21.67	22.50	1.211	8.026	2.579	22.1
Bottom side	20	QPSK 50RB_50	21100/2535.5	1:1	6.170	2.030	0.03	22.00	22.50	1.122	6.923	2.278	22.1
Product specific 10g SAR Test data (Separate 0mm 100%RB)													
Bottom side	20	QPSK 100RB_0	21100/2535.5	1:1	6.510	2.100	0.05	21.95	22.50	1.135	7.389	2.384	22.1
Product specific 10g SAR Test Data at the worst case with Battery 2#(Separate 0mm)													
Bottom side	20	QPSK 1RB_50	20850/2510	1:1	8.000	2.540	0.01	22.54	23.50	1.247	9.979	3.168	22.1

Table 22：SAR of LTE Band 7 for Head and Body.

Note:

1) The maximum Scaled SAR value is marked in bold. Graph results refer to Appendix B.

2) Per FCC KDB Publication 447498 D01, if the reported (scaled) SAR measured at the middle channel or highest output power channel for each test configuration is ≤ 0.8 W/kg then testing at the other channels is not required for such test configuration(s)

Test Position	Channel/Frequency (MHz)	Measured SAR (1g)	1st Repeated SAR (1g)	Ratio	2nd Repeated SAR (1g)	3rd Repeated SAR (1g)
Bottom Side 10mm	20850/2510	1.130	1.120	1.009	N/A	N/A
Bottom Side 0mm	21100/2535.5	2.650	2.610	1.015	N/A	N/A
Note: 1) When the original highest measured SAR is ≥ 0.80 W/kg, the measurement was repeated once.						
2) A second repeated measurement was performed only if the ratio of largest to smallest SAR for the original and first repeated measurements was > 1.20 or when the original or repeated measurement was ≥ 1.45 W/kg (~ 10% from the 1-g SAR limit).						
3) A third repeated measurement was performed only if the original, first or second repeated measurement was ≥ 1.5 W/kg and the ratio of largest to smallest SAR for the original, first and second repeated measurements is > 1.20.						
4) Repeated measurements are not required when the original highest measured SAR is < 0.80 W/kg						

Unless otherwise agreed in writing, this document is issued by the Company subject to its General Conditions of Service printed overleaf, available on request or accessible at http://www.sgs.com/en/Terms-and-Conditions.aspx and, for electronic format documents, subject to Terms and Conditions for Electronic Documents at http://www.sgs.com/en/Terms-and-Conditions/Terms-e-Document.aspx. Attention is drawn to the limitation of liability, indemnification and jurisdiction issues defined therein. Any holder of this document is advised that information contained hereon reflects the Company's findings at the time of its intervention only and within the limits of Client's instructions, if any. The Company's sole responsibility is to its Client and this document does not exonerate parties to a transaction from exercising all their rights and obligations under the transaction documents. This document cannot be reproduced except in full, without prior written approval of the Company. Any unauthorized alteration, forgery or falsification of the content or appearance of this document is unlawful and offenders may be prosecuted to the fullest extent of the law. Unless otherwise stated the results shown in this test report refer only to the sample(s) tested and such sample(s) are retained for 30 days only.
Attention: To check the authenticity of testing /inspection report & certificate, please contact us at telephone: (86-755) 8307 1443, or email: CN.Doccheck@sgs.com
SGS-CSTC Standards Technical Services Co., Ltd. Shenzhen Branch Testing Service EEC Laboratory.
No.1 Workshop, M-10, Middle Section, Science & Technology Park, Shenzhen, China 518057 t (86-755) 26012053 f (86-755) 26710594 www.sgsgroup.com.cn
中国·深圳·科技园中区M-10栋一号厂房 邮编: 518057 t (86-755) 26012053 f (86-755) 26710594 sgs.china@sgs.com
Member of the SGS Group (SGS SA)

5.4.9 SAR Result of LTE Band 13

Test position	BW.	Test mode	Test Ch./Freq.	Duty Cycle	SAR (W/kg)1-g	SAR (W/kg)10-g	Power Drift(dB)	Conducted power (dBm)	Tune up Limit (dBm)	Scaled factor	Scaled SAR1g (W/kg)	Scaled SAR10g (W/kg)	Liquid Temp.
Head Test data(1RB)													
Left cheek	10	QPSK 1RB_25	23230/782	1:1	0.633	0.360	0.09	22.60	23.50	1.230	0.779	0.443	22.1
Left tilted	10	QPSK 1RB_25	23230/782	1:1	0.597	0.299	0.08	22.60	23.50	1.230	0.734	0.368	22.1
Right cheek	10	QPSK 1RB_25	23230/782	1:1	0.699	0.373	0.00	22.60	23.50	1.230	**0.860**	0.459	22.1
Right tilted	10	QPSK 1RB_25	23230/782	1:1	0.638	0.331	0.05	22.60	23.50	1.230	0.785	0.407	22.1
Head Test data(50%RB)													
Left cheek	10	QPSK 25RB_13	23230/782	1:1	0.519	0.292	0.03	21.56	22.50	1.242	0.644	0.363	22.1
Left tilted	10	QPSK 25RB_13	23230/782	1:1	0.483	0.241	0.07	21.56	22.50	1.242	0.600	0.299	22.1
Right cheek	10	QPSK 25RB_13	23230/782	1:1	0.516	0.279	-0.15	21.56	22.50	1.242	0.641	0.346	22.1
Right tilted	10	QPSK 25RB_13	23230/782	1:1	0.512	0.265	0.15	21.56	22.50	1.242	0.636	0.329	22.1
Head Test data(100%RB)													
Right cheek	10	QPSK 50RB_0	23230/782	1:1	0.504	0.272	0.05	21.57	22.50	1.239	0.624	0.337	22.1
Head Test data at the worst case with Battery2													
Right cheek	10	QPSK 1RB_25	23230/782	1:1	0.645	0.349	-0.02	22.60	23.50	1.230	0.794	0.429	22.1
Body worn Test data(Separate 15mm 1RB)													
Front side	10	QPSK 1RB_25	23230/782	1:1	0.187	0.144	0.05	22.60	23.50	1.230	0.230	0.177	22.1
Back side	10	QPSK 1RB_25	23230/782	1:1	0.187	0.145	-0.08	22.60	23.50	1.230	0.230	0.178	22.1
Body worn Test data (Separate 15mm 50%RB)													
Front side	10	QPSK 25RB_13	23230/782	1:1	0.149	0.116	0.09	21.56	22.50	1.242	0.185	0.144	22.1
Back side	10	QPSK 25RB_13	23230/782	1:1	0.145	0.105	0.07	21.56	22.50	1.242	0.180	0.130	22.1
Body worn Test data at the worst case with Battery2(Separate 15mm)													
Back side	10	QPSK 1RB_25	23230/782	1:1	0.191	0.148	0.13	22.60	23.50	1.230	**0.235**	0.182	22.1
Hotspot Test data(Separate 10mm 1RB)													
Front side	10	QPSK 1RB_25	23230/782	1:1	0.201	0.116	0.04	22.60	23.50	1.230	0.247	0.143	22.1
Back side	10	QPSK 1RB_25	23230/782	1:1	0.312	0.173	0.06	22.60	23.50	1.230	0.384	0.213	22.1
Left side	10	QPSK 1RB_25	23230/782	1:1	0.111	0.077	0.00	22.60	23.50	1.230	0.137	0.095	22.1
Right side	10	QPSK 1RB_25	23230/782	1:1	0.233	0.162	0.03	22.60	23.50	1.230	0.287	0.199	22.1
Top side	10	QPSK 1RB_25	23230/782	1:1	0.242	0.138	0.06	22.60	23.50	1.230	0.298	0.170	22.1
Hotspot Test data (Separate 10mm 50%RB)													
Front side	10	QPSK 25RB_13	23230/782	1:1	0.161	0.093	0.11	21.56	22.50	1.242	0.200	0.116	22.1
Back side	10	QPSK 25RB_13	23230/782	1:1	0.248	0.138	0.06	21.56	22.50	1.242	0.308	0.171	22.1
Left side	10	QPSK 25RB_13	23230/782	1:1	0.090	0.063	0.03	21.56	22.50	1.242	0.112	0.078	22.1
Right side	10	QPSK 25RB_13	23230/782	1:1	0.188	0.131	-0.03	21.56	22.50	1.242	0.233	0.163	22.1
Top side	10	QPSK 25RB_13	23230/782	1:1	0.195	0.111	-0.06	21.56	22.50	1.242	0.242	0.138	22.1
Hotspot Test data at the worst case with Battery2(Separate 10mm)													
Back side	10	QPSK 1RB_25	23230/782	1:1	0.329	0.185	0.04	22.60	23.50	1.230	**0.405**	0.228	22.1

Table 23：SAR of LTE Band 13 for Head and Body.

Note:

1) The maximum Scaled SAR value is marked in bold. Graph results refer to Appendix B.

2) Per FCC KDB Publication 447498 D01, if the reported (scaled) SAR measured at the middle channel or highest output power channel for each test configuration is ≤ 0.8 W/kg then testing at the other channels is not required for such test configuration(s)

Unless otherwise agreed in writing, this document is issued by the Company subject to its General Conditions of Service printed overleaf, available on request or accessible at http://www.sgs.com/en/Terms-and-Conditions.aspx and, for electronic format documents, subject to Terms and Conditions for Electronic Documents at http://www.sgs.com/en/Terms-and-Conditions/Terms-e-Document.aspx. Attention is drawn to the limitation of liability, indemnification and jurisdiction issues defined therein. Any holder of this document is advised that information contained hereon reflects the Company's findings at the time of its intervention only and within the limits of Client's instructions, if any. The Company's sole responsibility is to its Client and this document does not exonerate parties to a transaction from exercising all their rights and obligations under the transaction documents. This document cannot be reproduced except in full, without prior written approval of the Company. Any unauthorized alteration, forgery or falsification of the content or appearance of this document is unlawful and offenders may be prosecuted to the fullest extent of the law. Unless otherwise stated the results shown in this test report refer only to the sample(s) tested and such sample(s) are retained for 30 days only.
Attention: To check the authenticity of testing /inspection report & certificate, please contact us at telephone: (86-755) 8307 1443, or email: CN.Doccheck@sgs.com
SGS-CSTC Standards Technical Services Co., Ltd. Shenzhen Branch Testing Service EEC Laboratory.
No.1 Workshop, M-10, Middle Section, Science & Technology Park, Shenzhen, China 518057 t (86-755) 26012053 f (86-755) 26710594 www.sgsgroup.com.cn
中国·深圳·科技园中区M-10栋一号厂房 邮编: 518057 t (86-755) 26012053 f (86-755) 26710594 sgs.china@sgs.com
Member of the SGS Group (SGS SA)

5.4.10SAR Result of LTE Band 17

Test position	BW.	Test mode	Test Ch./Freq.	Duty Cycle	SAR (W/kg)1-g	SAR (W/kg)10-g	Power Drift(dB)	Conducted power (dBm)	Tune up Limit (dBm)	Scaled factor	Scaled SAR1g (W/kg)	Scaled SAR10g (W/kg)	Liquid Temp.
Head Test data(1RB)													
Left cheek	10	QPSK 1RB_25	23780/709	1:1	0.817	0.463	-0.09	22.85	23.50	1.161	0.949	0.538	22.1
Left cheek-Repeat	10	QPSK 1RB_25	23780/709	1:1	0.725	0.418	0.05	22.85	23.50	1.161	0.842	0.453	22.1
Left cheek	10	QPSK 1RB_0	23790/709	1:1	0.810	0.461	-0.05	22.62	23.50	1.225	**0.992**	0.565	22.1
Left cheek	10	QPSK 1RB_25	23800/709	1:1	0.807	0.457	0.05	22.72	23.50	1.197	0.966	0.547	22.1
Left titled	10	QPSK 1RB_25	23780/709	1:1	0.563	0.298	-0.12	22.85	23.50	1.161	0.654	0.346	22.1
Right cheek	10	QPSK 1RB_25	23780/709	1:1	0.788	0.435	-0.06	22.85	23.50	1.161	0.915	0.505	22.1
Right cheek	10	QPSK 1RB_0	23790/710	1:1	0.808	0.441	-0.01	22.62	23.50	1.225	0.989	0.512	22.1
Right cheek	10	QPSK 1RB_25	23800/711	1:1	0.807	0.442	-0.05	22.72	23.50	1.197	0.966	0.513	22.1
Right tilted	10	QPSK 1RB_25	23780/709	1:1	0.743	0.390	-0.08	22.85	23.50	1.161	0.863	0.453	22.1
Right tilted	10	QPSK 1RB_0	23790/710	1:1	0.727	0.381	0.02	22.62	23.50	1.225	0.890	0.512	22.1
Right tilted	10	QPSK 1RB_25	23800/711	1:1	0.736	0.386	-0.08	22.72	23.50	1.197	0.881	0.513	22.1
Head Test data(50%RB)													
Left cheek	10	QPSK 25RB_13	23780/709	1:1	0.660	0.372	0.02	21.76	22.50	1.186	0.783	0.441	22.1
Left titled	10	QPSK 25RB_13	23780/709	1:1	0.464	0.245	0.11	21.76	22.50	1.186	0.550	0.291	22.1
Right cheek	10	QPSK 25RB_13	23780/709	1:1	0.648	0.356	0.05	21.76	22.50	1.186	0.768	0.422	22.1
Right tilted	10	QPSK 25RB_13	23780/709	1:1	0.605	0.318	0.09	21.76	22.50	1.186	0.717	0.377	22.1
Head Test data(100%RB)													
Left cheek	10	QPSK 50RB_0	23790/710	1:1	0.655	0.371	0.04	21.67	22.50	1.211	0.793	0.449	22.1
Right cheek	10	QPSK 50RB_0	23790/710	1:1	0.662	0.360	-0.06	21.67	22.50	1.211	0.801	0.436	22.1
Right tilted	10	QPSK 50RB_0	23790/710	1:1	0.532	0.277	0.03	21.67	22.50	1.211	0.644	0.335	22.1
Head Test data at the worst case with Battery2													
Left cheek	10	QPSK 1RB_0	23790/709	1:1	0.806	0.457	0.01	22.62	23.50	1.225	0.987	0.560	22.1
Body worn Test data(Separate 15mm 1RB)													
Front side	10	QPSK 1RB_25	23780/709	1:1	0.246	0.195	0.02	22.85	23.50	1.161	0.286	0.226	22.1
Back side	10	QPSK 1RB_25	23780/709	1:1	0.297	0.233	0.02	22.85	23.50	1.161	0.345	0.271	22.1
Body worn Test data (Separate 15mm 50%RB)													
Front side	10	QPSK 25RB_13	23780/709	1:1	0.198	0.157	0.01	21.76	22.50	1.186	0.235	0.186	22.1
Back side	10	QPSK 25RB_13	23780/709	1:1	0.225	0.165	-0.03	21.76	22.50	1.186	0.267	0.196	22.1
Body worn Test data at the worst case with Battery2(Separate 15mm)													
Back side	10	QPSK 1RB_25	23780/709	1:1	0.316	0.249	-0.03	22.85	23.50	1.161	**0.367**	0.289	22.1
Hotspot Test data(Separate 10mm 1RB)													
Front side	10	QPSK 1RB_25	23780/709	1:1	0.187	0.111	-0.15	22.85	23.50	1.161	0.217	0.129	22.1
Back side	10	QPSK 1RB_25	23780/709	1:1	0.327	0.195	-0.10	22.85	23.50	1.161	0.380	0.226	22.1
Left side	10	QPSK 1RB_25	23780/709	1:1	0.215	0.151	0.02	22.85	23.50	1.161	0.250	0.175	22.1
Right side	10	QPSK 1RB_25	23780/709	1:1	0.355	0.255	0.01	22.85	23.50	1.161	0.412	0.296	22.1
Top side	10	QPSK 1RB_25	23780/709	1:1	0.230	0.135	-0.19	22.85	23.50	1.161	0.267	0.157	22.1

Unless otherwise agreed in writing, this document is issued by the Company subject to its General Conditions of Service printed overleaf, available on request or accessible at http://www.sgs.com/en/Terms-and-Conditions.aspx and, for electronic format documents, subject to Terms and Conditions for Electronic Documents at http://www.sgs.com/en/Terms-and-Conditions/Terms-e-Document.aspx. Attention is drawn to the limitation of liability, indemnification and jurisdiction issues defined therein. Any holder of this document is advised that information contained hereon reflects the Company's findings at the time of its intervention only and within the limits of Client's instructions, if any. The Company's sole responsibility is to its Client and this document does not exonerate parties to a transaction from exercising all their rights and obligations under the transaction documents. This document cannot be reproduced except in full, without prior written approval of the Company. Any unauthorized alteration, forgery or falsification of the content or appearance of this document is unlawful and offenders may be prosecuted to the fullest extent of the law. Unless otherwise stated the results shown in this test report refer only to the sample(s) tested and such sample(s) are retained for 30 days only.
Attention: To check the authenticity of testing /inspection report & certificate, please contact us at telephone: (86-755) 8307 1443, or email: CN.Doccheck@sgs.com
SGS-CSTC Standards Technical Services Co., Ltd. Shenzhen Branch Testing Service EEC Laboratory.
No.1 Workshop, M-10, Middle Section, Science & Technology Park, Shenzhen, China 518057 t (86-755) 26012053 f (86-755) 26710594 www.sgsgroup.com.cn
中国·深圳·科技园中区M-10栋一号厂房 邮编: 518057 t (86-755) 26012053 f (86-755) 26710594 sgs.china@sgs.com
Member of the SGS Group (SGS SA)

Hotspot Test data (Separate 10mm 50%RB)													
Front side	10	QPSK 25RB_13	23780/709	1:1	0.187	0.150	0.05	21.76	22.50	1.186	0.222	0.178	22.1
Back side	10	QPSK 25RB_13	23780/709	1:1	0.248	0.167	-0.06	21.76	22.50	1.186	0.294	0.198	22.1
Left side	10	QPSK 25RB_13	23780/709	1:1	0.174	0.123	-0.13	21.76	22.50	1.186	0.206	0.146	22.1
Right side	10	QPSK 25RB_13	23780/709	1:1	0.314	0.221	0.07	21.76	22.50	1.186	0.372	0.262	22.1
Top side	10	QPSK 25RB_13	23780/709	1:1	0.186	0.109	0.02	21.76	22.50	1.186	0.221	0.129	22.1
Hotspot Test data at the worst case with Battery2(Separate 10mm)													
Right side	10	QPSK 1RB_25	23780/709	1:1	0.398	0.283	-0.02	22.85	23.50	1.161	**0.462**	0.329	22.1

Table 24：SAR of LTE Band 17 for Head and Body.

Note:

1) The maximum Scaled SAR value is marked in bold. Graph results refer to Appendix B.

2) Per FCC KDB Publication 447498 D01, if the reported (scaled) SAR measured at the middle channel or highest output power channel for each test configuration is ≤ 0.8 W/kg then testing at the other channels is not required for such test configuration(s)

Test Position	Channel/Frequency (MHz)	Measured SAR (1g)	1st Repeated SAR (1g)	Ratio	2nd Repeated SAR (1g)	3rd Repeated SAR (1g)
Left cheek	23780/709	0.817	0.725	1.127	N/A	N/A
Note: 1) When the original highest measured SAR is ≥ 0.80 W/kg, the measurement was repeated once.						
2) A second repeated measurement was performed only if the ratio of largest to smallest SAR for the original and first repeated measurements was > 1.20 or when the original or repeated measurement was ≥ 1.45 W/kg (~ 10% from the 1-g SAR limit).						
3) A third repeated measurement was performed only if the original, first or second repeated measurement was ≥ 1.5 W/kg and the ratio of largest to smallest SAR for the original, first and second repeated measurements is > 1.20.						
4) Repeated measurements are not required when the original highest measured SAR is < 0.80 W/kg						

Unless otherwise agreed in writing, this document is issued by the Company subject to its General Conditions of Service printed overleaf, available on request or accessible at http://www.sgs.com/en/Terms-and-Conditions.aspx and, for electronic format documents, subject to Terms and Conditions for Electronic Documents at http://www.sgs.com/en/Terms-and-Conditions/Terms-e-Document.aspx. Attention is drawn to the limitation of liability, indemnification and jurisdiction issues defined therein. Any holder of this document is advised that information contained hereon reflects the Company's findings at the time of its intervention only and within the limits of Client's instructions, if any. The Company's sole responsibility is to its Client and this document does not exonerate parties to a transaction from exercising all their rights and obligations under the transaction documents. This document cannot be reproduced except in full, without prior written approval of the Company. Any unauthorized alteration, forgery or falsification of the content or appearance of this document is unlawful and offenders may be prosecuted to the fullest extent of the law. Unless otherwise stated the results shown in this test report refer only to the sample(s) tested and such sample(s) are retained for 30 days only.
Attention: To check the authenticity of testing /inspection report & certificate, please contact us at telephone: (86-755) 8307 1443, or email: CN.Doccheck@sgs.com
SGS-CSTC Standards Technical Services Co., Ltd. Shenzhen Branch Testing Center EEC Laboratory.
No.1 Workshop, M-10, Middle Section, Science & Technology Park, Shenzhen, China 518057 t (86-755) 26012053 f (86-755) 26710594 www.sgsgroup.com.cn
中国·深圳·科技园中区M-10栋一号厂房 邮编: 518057 t (86-755) 26012053 f (86-755) 26710594 sgs.china@sgs.com
Member of the SGS Group (SGS SA)

5.4.11SAR Result of LTE Band 66

Test position	BW.	Test mode	Test Ch./Freq.	Duty Cycle	SAR (W/kg) 1-g	SAR (W/kg) 10-g	Power Drift(dB)	Conducted power (dBm)	Tune up Limit (dBm)	Scaled factor	Scaled SAR1g (W/kg)	Scaled SAR10g (W/kg)	Liquid Temp.
Head Test data(1RB)													
Left cheek	20	QPSK 1RB_50	132072/1720	1:1	0.181	0.120	-0.09	22.83	23.50	1.167	0.211	0.140	22.2
Left tilted	20	QPSK 1RB_50	132072/1720	1:1	0.161	0.104	0.04	22.83	23.50	1.167	0.188	0.121	22.2
Right cheek	20	QPSK 1RB_50	132072/1720	1:1	0.315	0.199	0.09	22.83	23.50	1.167	**0.368**	0.232	22.2
Right tilted	20	QPSK 1RB_50	132072/1720	1:1	0.158	0.096	-0.13	22.83	23.50	1.167	0.184	0.111	22.2
Head Test data(50%RB)													
Left cheek	20	QPSK 50RB_50	132072/1720	1:1	0.148	0.088	0.02	21.99	22.50	1.125	0.166	0.099	22.2
Left tilted	20	QPSK 50RB_50	132072/1720	1:1	0.129	0.079	0.07	21.99	22.50	1.125	0.145	0.089	22.2
Right cheek	20	QPSK 50RB_50	132072/1720	1:1	0.232	0.134	0.14	21.99	22.50	1.125	0.261	0.151	22.2
Right tilted	20	QPSK 50RB_50	132072/1720	1:1	0.131	0.074	0.02	21.99	22.50	1.125	0.147	0.083	22.2
Head Test data at the worst case with Battery2													
Right cheek	20	QPSK 1RB_50	132072/1720	1:1	0.304	0.193	0.09	22.83	23.50	1.167	0.355	0.225	22.2
Body worn Test data(Separate 15mm 1RB)													
Front side	20	QPSK 1RB_50	132072/1720	1:1	0.270	0.171	-0.13	22.83	23.50	1.167	0.315	0.200	22.2
Back side	20	QPSK 1RB_50	132072/1720	1:1	0.342	0.198	-0.08	22.83	23.50	1.167	**0.399**	0.231	22.2
Body worn Test data (Separate 15mm 50%RB)													
Front side	20	QPSK 50RB_50	132072/1720	1:1	0.225	0.143	-0.06	21.99	22.50	1.125	0.253	0.161	22.2
Back side	20	QPSK 50RB_50	132072/1720	1:1	0.295	0.172	0.02	21.99	22.50	1.125	0.332	0.193	22.2
Body worn Test data at the worst case with Battery2(Separate 15mm)													
Back side	20	QPSK 1RB_50	132072/1720	1:1	0.332	0.198	-0.05	22.83	23.50	1.167	0.387	0.231	22.2
Hotspot Test data(Separate 10mm 1RB)													
Front side	20	QPSK 1RB_50	132072/1720	1:1	0.531	0.308	0.02	22.83	23.50	1.167	0.620	0.359	22.2
Back side	20	QPSK 1RB_50	132072/1720	1:1	0.685	0.369	0.02	22.83	23.50	1.167	0.799	0.431	22.2
Left side	20	QPSK 1RB_50	132072/1720	1:1	0.207	0.118	0.06	22.83	23.50	1.167	0.242	0.138	22.2
Right side	20	QPSK 1RB_50	132072/1720	1:1	0.201	0.120	-0.06	22.83	23.50	1.167	0.235	0.140	22.2
Bottom side	20	QPSK 1RB_50	132072/1720	1:1	0.922	0.487	-0.09	22.83	23.50	1.167	**1.076**	0.568	22.2
Bottom side Repeat	20	QPSK 1RB_50	132072/1720	1:1	0.837	0.442	0.05	22.83	23.50	1.167	0.977	0.516	22.2
Bottom side	20	QPSK 1RB_50	132322/1745	1:1	0.778	0.409	0.03	22.75	23.50	1.189	0.925	0.486	22.2
Bottom side	20	QPSK 1RB_50	132572/1770	1:1	0.773	0.409	-0.02	22.53	23.50	1.250	0.966	0.511	22.2
Hotspot Test data (Separate 10mm 50%RB)													
Front side	20	QPSK 50RB_50	132072/1720	1:1	0.459	0.265	0.11	21.99	22.50	1.125	0.516	0.298	22.2
Back side	20	QPSK 50RB_50	132072/1720	1:1	0.578	0.312	0.05	21.99	22.50	1.125	0.650	0.351	22.2
Left side	20	QPSK 50RB_50	132072/1720	1:1	0.160	0.091	0.03	21.99	22.50	1.125	0.180	0.103	22.2
Right side	20	QPSK 50RB_50	132072/1720	1:1	0.154	0.092	-0.04	21.99	22.50	1.125	0.173	0.103	22.2
Bottom side	20	QPSK 50RB_50	132072/1720	1:1	0.648	0.342	-0.16	21.99	22.50	1.125	0.729	0.385	22.2
Hotspot Test data (Separate 10mm 100%RB)													
Bottom side	20	QPSK 100RB_0	132072/1720	1:1	0.649	0.343	0.02	21.77	22.50	1.183	0.768	0.406	22.2

Unless otherwise agreed in writing, this document is issued by the Company subject to its General Conditions of Service printed overleaf, available on request or accessible at http://www.sgs.com/en/Terms-and-Conditions.aspx and, for electronic format documents, subject to Terms and Conditions for Electronic Documents at http://www.sgs.com/en/Terms-and-Conditions/Terms-e-Document.aspx. Attention is drawn to the limitation of liability, indemnification and jurisdiction issues defined therein. Any holder of this document is advised that information contained hereon reflects the Company's findings at the time of its intervention only and within the limits of Client's instructions, if any. The Company's sole responsibility is to its Client and this document does not exonerate parties to a transaction from exercising all their rights and obligations under the transaction documents. This document cannot be reproduced except in full, without prior written approval of the Company. Any unauthorized alteration, forgery or falsification of the content or appearance of this document is unlawful and offenders may be prosecuted to the fullest extent of the law. Unless otherwise stated the results shown in this test report refer only to the sample(s) tested and such sample(s) are retained for 30 days only.
Attention: To check the authenticity of testing /inspection report & certificate, please contact us at telephone: (86-755) 8307 1443, or email: CN.Doccheck@sgs.com
SGS-CSTC Standards Technical Services Co., Ltd. Shenzhen Branch Testing Center-EEC Laboratory.
No.1 Workshop, M-10, Middle Section, Science & Technology Park, Shenzhen, China 518057 t (86-755) 26012053 f (86-755) 26710594 www.sgsgroup.com.cn
中国·深圳·科技园中区M-10栋一号厂房 邮编: 518057 t (86-755) 26012053 f (86-755) 26710594 sgs.china@sgs.com
Member of the SGS Group (SGS SA)

Hotspot Test data at the worst case with Battery2(Separate 10mm)													
Bottom side	20	QPSK 1RB_50	132072/1720	1:1	0.915	0.483	0.05	22.83	23.50	1.167	1.068	0.564	22.2

Table 25：SAR of LTE Band 66 for Head and Body.

Note:

1) The maximum Scaled SAR value is marked in bold. Graph results refer to Appendix B.

2) Per FCC KDB Publication 447498 D01, if the reported (scaled) SAR measured at the middle channel or highest output power channel for each test configuration is ≤ 0.8 W/kg then testing at the other channels is not required for such test configuration(s)

3) According to April 2015 TCB workshop, SAR for LTE Band 4 (Frequency range: 1710 - 1755 MHz) is covered by LTE Band 66 (Frequency range: 1710 - 1780 MHz) due to overlapping frequency range, same maximum tune-up limit and same channel bandwidth.

Test Position	Channel/Frequency (MHz)	Measured SAR (1g)	1st Repeated SAR (1g)	Ratio	2nd Repeated SAR (1g)	3rd Repeated SAR (1g)
Bottom side 10mm	132072/1720	0.922	0.837	1.102	N/A	N/A
Note: 1) When the original highest measured SAR is ≥ 0.80 W/kg, the measurement was repeated once.						
2) A second repeated measurement was performed only if the ratio of largest to smallest SAR for the original and first repeated measurements was > 1.20 or when the original or repeated measurement was ⩾ 1.45 W/kg (~ 10% from the 1-g SAR limit).						
3) A third repeated measurement was performed only if the original, first or second repeated measurement was ⩾ 1.5 W/kg and the ratio of largest to smallest SAR for the original, first and second repeated measurements is > 1.20.						
4) Repeated measurements are not required when the original highest measured SAR is < 0.80 W/kg						

Unless otherwise agreed in writing, this document is issued by the Company subject to its General Conditions of Service printed overleaf, available on request or accessible at http://www.sgs.com/en/Terms-and-Conditions.aspx and, for electronic format documents, subject to Terms and Conditions for Electronic Documents at http://www.sgs.com/en/Terms-and-Conditions/Terms-e-Document.aspx. Attention is drawn to the limitation of liability, indemnification and jurisdiction issues defined therein. Any holder of this document is advised that information contained hereon reflects the Company's findings at the time of its intervention only and within the limits of Client's instructions, if any. The Company's sole responsibility is to its Client and this document does not exonerate parties to a transaction from exercising all their rights and obligations under the transaction documents. This document cannot be reproduced except in full, without prior written approval of the Company. Any unauthorized alteration, forgery or falsification of the content or appearance of this document is unlawful and offenders may be prosecuted to the fullest extent of the law. Unless otherwise stated the results shown in this test report refer only to the sample(s) tested and such sample(s) are retained for 30 days only.
Attention: To check the authenticity of testing /inspection report & certificate, please contact us at telephone: (86-755) 8307 1443, or email: CN.Doccheck@sgs.com
SGS-CSTC Standards Technical Services Co., Ltd. Shenzhen Branch Testing Service EEC Laboratory.
No.1 Workshop, M-10, Middle Section, Science & Technology Park, Shenzhen, China 518057 t (86-755) 26012053 f (86-755) 26710594 www.sgsgroup.com.cn
中国·深圳·科技园中区M-10栋一号厂房 邮编: 518057 t (86-755) 26012053 f (86-755) 26710594 sgs.china@sgs.com
Member of the SGS Group (SGS SA)

5.4.12 SAR Result of WIFI 2.4GHz

Test position	Test mode	Test Ch./Freq.	Duty Cycle	Duty Cycle Scaled factor	SAR (W/kg) 1-g	SAR (W/kg) 10-g	Power drift(dB)	Conducted power (dBm)	Tune up Limit (dBm)	Scaled factor	Scaled SAR (W/kg)) 1-g	Scaled SAR(W/kg)) 10-g	Liquid Temp.
Head Test data													
Left cheek	802.11b	11/2462	99.53%	1.005	0.211	0.109	0.06	17.65	18.00	1.084	0.230	0.119	22
Left tilted	802.11b	11/2462	99.53%	1.005	0.282	0.118	0.01	17.65	18.00	1.084	0.307	0.129	22
Right cheek	802.11b	11/2462	99.53%	1.005	0.425	0.213	0.03	17.65	18.00	1.084	**0.463**	0.232	22
Right tilted	802.11b	11/2462	99.53%	1.005	0.305	0.137	-0.07	17.65	18.00	1.084	0.332	0.149	22
Head Test Data at the worst case with Battery 2#													
Right cheek	802.11b	11/2462	99.53%	1.005	0.421	0.211	0.08	17.65	18.00	1.084	0.459	0.230	22
Body worn Test data(Separate 15mm)													
Front side	802.11b	11/2462	99.53%	1.005	0.035	0.019	0.08	17.65	18.00	1.084	0.038	0.021	22
Back side	802.11b	11/2462	99.53%	1.005	0.088	0.043	-0.01	17.65	18.00	1.084	**0.096**	0.047	22
Body worn Test Data at the worst case with Battery 2#(Separate 15mm)													
Back side	802.11b	11/2462	99.53%	1.005	0.086	0.042	0.09	17.65	18.00	1.084	0.094	0.046	22
Hotspot Test data (Separate 10mm)													
Front side	802.11b	11/2462	99.53%	1.005	0.081	0.043	0.04	17.65	18.00	1.084	0.088	0.047	22
Back side	802.11b	11/2462	99.53%	1.005	0.259	0.116	0.02	17.65	18.00	1.084	**0.282**	0.126	22
Left side	802.11b	11/2462	99.53%	1.005	0.142	0.067	0.02	17.65	18.00	1.084	0.155	0.073	22
Right side	802.11b	11/2462	99.53%	1.005	0.030	0.015	0.02	17.65	18.00	1.084	0.032	0.016	22
Top side	802.11b	11/2462	99.53%	1.005	0.070	0.036	-0.06	17.65	18.00	1.084	0.076	0.039	22
Hotspot Test Data at the worst case with Battery 2#(Separate 10mm)													
Back side	802.11b	11/2462	99.53%	1.005	0.253	0.114	0.03	17.65	18.00	1.084	0.276	0.124	22

Table 26：SAR of WIFI 2.4GHz for Head and Body.

Note:

1) The maximum Scaled SAR value is marked in bold. Graph Results refer to Appendix B

2) If the reported (scaled) SAR measured at the middle channel or highest output power channel for each test configuration is ≤ 0.8 W/kg then testing at the other channels is not required for such test configuration(s).

3) Per KDB248227D01, for Body SAR test of WiFi 2.4G, SAR is measured for 2.4 GHz 802.11b DSSS using the initial test position procedure.The highest reported SAR for DSSS is adjusted by the ratio of OFDM 802.11g/n to DSSS specified maximum output power and the adjusted SAR is < 1.2 W/kg, so SAR for 802.11g/n is not required.

Mode	Tune-up (dBm)	Tune-up (mw)	Max Reported SAR1-g(W/kg)	Adjusted SAR1-g(W/kg)	SAR test
Head					
802.11b	18.00	63.10	0.463	/	Yes
802.11g	16.50	44.67	/	0.328	No
802.1n 20M	16.00	39.81	/	0.292	No
802.11n 40M	16.00	39.81	/	0.292	No
Body worn					
802.11b	18.00	63.10	0.096	/	Yes
802.11g	16.50	44.67	/	0.068	No
802.1n 20M	16.00	39.81	/	0.061	No
802.11n 40M	16.00	39.81	/	0.061	No
Hotspot					
802.11b	18.00	63.10	0.282	/	Yes
802.11g	16.50	44.67	/	0.200	No
802.1n 20M	16.00	39.81	/	0.178	No
802.11n 40M	16.00	39.81	/	0.178	No

Unless otherwise agreed in writing, this document is issued by the Company subject to its General Conditions of Service printed overleaf, available on request or accessible at http://www.sgs.com/en/Terms-and-Conditions.aspx and, for electronic format documents, subject to Terms and Conditions for Electronic Documents at http://www.sgs.com/en/Terms-and-Conditions/Terms-e-Document.aspx. Attention is drawn to the limitation of liability, indemnification and jurisdiction issues defined therein. Any holder of this document is advised that information contained hereon reflects the Company's findings at the time of its intervention only and within the limits of Client's instructions, if any. The Company's sole responsibility is to its Client and this document does not exonerate parties to a transaction from exercising all their rights and obligations under the transaction documents. This document cannot be reproduced except in full, without prior written approval of the Company. Any unauthorized alteration, forgery or falsification of the content or appearance of this document is unlawful and offenders may be prosecuted to the fullest extent of the law. Unless otherwise stated the results shown in this test report refer only to the sample(s) tested and such sample(s) are retained for 30 days only.
Attention: To check the authenticity of testing /inspection report & certificate, please contact us at telephone: (86-755) 8307 1443, or email: CN.Doccheck@sgs.com
SGS-CSTC Standards Technical Services Co., Ltd. Shenzhen Branch Testing Center-EEC Laboratory.
No.1 Workshop, M-10, Middle Section, Science & Technology Park, Shenzhen, China 518057 t (86-755) 26012053 f (86-755) 26710594 www.sgsgroup.com.cn
中国·深圳·科技园中区M-10栋一号厂房 邮编: 518057 t (86-755) 26012053 f (86-755) 26710594 sgs.china@sgs.com
Member of the SGS Group (SGS SA)

5.5 Multiple Transmitter Evaluation

5.5.1 Simultaneous SAR SAR test evaluation

1) Simultaneous Transmission

NO.	Simultaneous Transmission Configuration	Head	Body worn	Hotspot
1	GSM(Voice) + WiFi	Yes	Yes	No
2	GSM(Voice) + BT	Yes	Yes	No
3	WCDMA(Voice) + WiFi	Yes	Yes	No
4	WCDMA(Voice) + BT	Yes	Yes	No
5	GPRS / EDGE(Data) + WiFi	No	No	Yes
6	GPRS / EDGE(Data) + BT	No	No	Yes
7	WCDMA(Data) + WiFi	No	No	Yes
8	WCDMA(Data) + BT	No	No	Yes
9	LTE(Data) + WiFi	Yes	Yes	Yes
10	LTE(Data) + BT	Yes	Yes	Yes
11	BT+WIFI (They share the same antenna and cannot transmit at the same time by design.)	No	No	No

Note:
1) Wi-Fi 2.4G can't transmit simultaneously with Bluetooth.
2) The device does not support DTM function.

5.5.2 Estimated SAR

When the standalone SAR test exclusion is applied to an antenna that transmits simultaneously with other antennas, the standalone SAR must be estimated according to the following to determine simultaneous transmission SAR test exclusion:

• (max. power of channel, including tune-up tolerance, mW)/(min. test separation distance, mm)]·[√f(GHz)/x] W/kg for test separation distances ≤ 50 mm;

Where x = 7.5 for 1-g SAR, and x = 18.75 for 10-g SAR.

• 0.4 W/kg for 1-g SAR and 1.0 W/kg for 10-g SAR, when the test separation distances is > 50 mm.

Estimated SAR Result

Freq. Band	Frequency (GHz)	Test Position	max. power(dBm)	Test Separation (mm)	Estimated SAR (W/kg)
Bluetooth	2.48	Head	9.00	0	0.334
		Body-worn	9.00	15	0.111
		Hotspot	9.00	10	0.167
		Product specific 10g SAR	9.00	0	0.133

Unless otherwise agreed in writing, this document is issued by the Company subject to its General Conditions of Service printed overleaf, available on request or accessible at http://www.sgs.com/en/Terms-and-Conditions.aspx and, for electronic format documents, subject to Terms and Conditions for Electronic Documents at http://www.sgs.com/en/Terms-and-Conditions/Terms-e-Document.aspx. Attention is drawn to the limitation of liability, indemnification and jurisdiction issues defined therein. Any holder of this document is advised that information contained hereon reflects the Company's findings at the time of its intervention only and within the limits of Client's instructions, if any. The Company's sole responsibility is to its Client and this document does not exonerate parties to a transaction from exercising all their rights and obligations under the transaction documents. This document cannot be reproduced except in full, without prior written approval of the Company. Any unauthorized alteration, forgery or falsification of the content or appearance of this document is unlawful and offenders may be prosecuted to the fullest extent of the law. Unless otherwise stated the results shown in this test report refer only to the sample(s) tested and such sample(s) are retained for 30 days only.
Attention: To check the authenticity of testing /inspection report & certificate, please contact us at telephone: (86-755) 8307 1443, or email: CN.Doccheck@sgs.com
SGS-CSTC Standards Technical Services Co., Ltd. Shenzhen Branch Testing Service EEC Laboratory.
No.1 Workshop, M-10, Middle Section, Science & Technology Park, Shenzhen, China 518057 t (86-755) 26012053 f (86-755) 26710594 www.sgsgroup.com.cn
中国·深圳·科技园中区M-10栋一号厂房 邮编: 518057 t (86-755) 26012053 f (86-755) 26710594 sgs.china@sgs.com
Member of the SGS Group (SGS SA)

5.5.3 Simultaneous Transmission SAR Summation Scenario

Test position		Main Antenna SARmax (W/kg)											WiFi/BT Antenna SARmax (W/kg)		Summed 1g SARmax (W/kg)
		GSM 850	GSM 1900	WCDMA Band II	WCDMA Band IV	WCDMA Band V	LTE Band 2	LTE Band 5	LTE Band 7	LTE Band 13	LTE Band 17	LTE Band 66	WLAN 2.4G	BT	
Head	Left Touch	0.847	0.137	0.235	0.154	0.702	0.237	0.696	0.262	0.779	0.992	0.211	0.230	0.334	1.326
	Left Tilt	0.728	0.130	0.279	0.146	0.620	0.289	0.647	0.180	0.734	0.654	0.188	0.307	0.334	1.068
	Right Touch	1.010	0.195	0.313	0.237	1.053	0.342	0.924	0.153	0.860	0.989	0.368	0.463	0.334	**1.516**
	Right Tilt	0.944	0.130	0.212	0.236	1.021	0.243	0.749	0.176	0.785	0.890	0.184	0.332	0.334	1.355
Body-worn	Front	0.192	0.229	0.237	0.268	0.230	0.270	0.207	0.466	0.230	0.286	0.315	0.038	0.111	0.577
	Back	0.178	0.309	0.331	0.332	0.227	0.342	0.200	0.597	0.235	0.367	0.399	0.096	0.111	**0.708**
Hotspot	Front	0.281	0.327	0.594	0.501	0.265	0.463	0.218	0.461	0.247	0.222	0.620	0.088	0.167	0.787
	Back	0.347	0.453	0.628	0.664	0.290	0.621	0.228	0.637	0.405	0.380	0.799	0.282	0.167	1.081
	Left	0.205	0.175	0.514	0.222	0.198	0.252	0.152	0.109	0.137	0.250	0.242	0.155	0.167	0.681
	Right	0.358	0.101	0.306	0.182	0.313	0.155	0.251	0.154	0.287	0.462	0.235	/	/	0.462
	Top	0.335	/	/	/	0.291	/	0.231	/	0.298	0.267	/	0.076	0.167	0.502
	Bottom	/	0.467	0.642	0.877	/	0.747	/	1.312	/	/	1.076	/	/	**1.312**

Test position		Main Antenna SARmax (W/kg)											WiFi/BT Antenna SARmax (W/kg)		Summed 10g SARmax
		GSM 850	GSM 1900	WCDMA Band II	WCDMA Band IV	WCDMA Band V	LTE Band 2	LTE Band 5	LTE Band 7	LTE Band 13	LTE Band 17	LTE Band 66	WLAN 2.4G	BT	
Product specific 10g SAR	Front	/	/	/	/	/	/	/	/	/	/	/	/	0.133	0.133
	Back	/	/	/	/	/	/	/	1.828	/	/	/	/	0.133	1.961
	Left	/	/	/	/	/	/	/	/	/	/	/	/	0.133	0.133
	Right	/	/	/	/	/	/	/	/	/	/	/	/	/	0.000
	Top	/	/	/	/	/	/	/	/	/	/	/	/	0.133	0.133
	Bottom	/	/	/	/	/	/	/	3.181	/	/	/	/	/	**3.181**

Unless otherwise agreed in writing, this document is issued by the Company subject to its General Conditions of Service printed overleaf, available on request or accessible at http://www.sgs.com/en/Terms-and-Conditions.aspx and, for electronic format documents, subject to Terms and Conditions for Electronic Documents at http://www.sgs.com/en/Terms-and-Conditions/Terms-e-Document.aspx. Attention is drawn to the limitation of liability, indemnification and jurisdiction issues defined therein. Any holder of this document is advised that information contained hereon reflects the Company's findings at the time of its intervention only and within the limits of Client's instructions, if any. The Company's sole responsibility is to its Client and this document does not exonerate parties to a transaction from exercising all their rights and obligations under the transaction documents. This document cannot be reproduced except in full, without prior written approval of the Company. Any unauthorized alteration, forgery or falsification of the content or appearance of this document is unlawful and offenders may be prosecuted to the fullest extent of the law. Unless otherwise stated the results shown in this test report refer only to the sample(s) tested and such sample(s) are retained for 30 days only.
Attention: To check the authenticity of testing /inspection report & certificate, please contact us at telephone: (86-755) 8307 1443, or email: CN.Doccheck@sgs.com
SGS-CSTC Standards Technical Services Co., Ltd. Shenzhen Branch Testing Service EEC Laboratory.
No.1 Workshop, M-10, Middle Section, Science & Technology Park, Shenzhen, China 518057 t (86-755) 26012053 f (86-755) 26710594 www.sgsgroup.com.cn
中国·深圳·科技园中区M-10栋一号厂房 邮编: 518057 t (86-755) 26012053 f (86-755) 26710594 sgs.china@sgs.com
Member of the SGS Group (SGS SA)

6 Equipment list

Test Platform	SPEAG DASY5 Professional					
Location	SGS-CSTC Standards Technical Services Co., Ltd. Shenzhen Branch					
Description	SAR Test System (Frequency range 300MHz-6GHz)					
Software Reference	DASY52 52.8.8(1222); SEMCAD X 14.6.10(7331)					
Hardware Reference						
Equipment		Manufacturer	Model	Serial Number	Calibration Date	Due date of calibration
☒	Twin Phantom	SPEAG	SAM 3	1912	NCR	NCR
☒	Twin Phantom	SPEAG	SAM 4	1640	NCR	NCR
☒	Twin Phantom	SPEAG	SAM 7	1027	NCR	NCR
☒	Twin Phantom	SPEAG	SAM 8	1063	NCR	NCR
☒	DAE	SPEAG	DAE4	871	2019-06-27	2020-06-27
☒	DAE	SPEAG	DAE4	896	2019-09-18	2020-09-17
☒	E-Field Probe	SPEAG	EX3DV4	3923	2019-10-22	2020-10-21
☒	E-Field Probe	SPEAG	EX3DV4	3793	2019-03-25	2020-03-24
☒	E-Field Probe	SPEAG	EX3DV4	3748	2019-06-19	2020-06-18
☒	E-Field Probe	SPEAG	EX3DV4	3982	2019-09-11	2020-09-10
☒	Validation Kits	SPEAG	D750V3	1160	2019-05-22	2022-05-21
☒	Validation Kits	SPEAG	D835V2	4d105	2016-12-08	2019-12-07
☒	Validation Kits	SPEAG	D1750V2	1149	2019-05-21	2022-05-20
☒	Validation Kits	SPEAG	D1900V2	5d028	2016-12-07	2019-12-06
☒	Validation Kits	SPEAG	D2450V2	733	2016-12-07	2019-12-06
☒	Validation Kits	SPEAG	D2600V2	1125	2019-05-20	2022-05-19
☒	Agilent Network Analyzer	Agilent	E5071C	MY46523590	2019-04-12	2020-04-11
☒	Dielectric Probe Kit	Agilent	85070E	US01440210	NCR	NCR
☒	Universal Radio Communication Tester	R&S	CMW500	103990	2019-04-09	2020-04-08
☒	Radio Communication Analyzer	Anritsu	MT8821C	6201502984	2019-06-25	2020-06-24
☒	RF Bi-Directional Coupler	Agilent	86205-60001	MY31400031	NCR	NCR
☒	Signal Generator	Agilent	N5171B	MY53050736	2019-04-12	2020-04-11
☒	Preamplifier	Mini-Circuits	ZHL-42W	15542	NCR	NCR
☒	Preamplifier	Compliance Directions Systems Inc.	AMP28-3W	073501433	NCR	NCR
☒	Power Meter	Agilent	E4416A	GB41292095	2019-04-12	2020-04-11

Unless otherwise agreed in writing, this document is issued by the Company subject to its General Conditions of Service printed overleaf, available on request or accessible at http://www.sgs.com/en/Terms-and-Conditions.aspx and, for electronic format documents, subject to Terms and Conditions for Electronic Documents at http://www.sgs.com/en/Terms-and-Conditions/Terms-e-Document.aspx. Attention is drawn to the limitation of liability, indemnification and jurisdiction issues defined therein. Any holder of this document is advised that information contained hereon reflects the Company's findings at the time of its intervention only and within the limits of Client's instructions, if any. The Company's sole responsibility is to its Client and this document does not exonerate parties to a transaction from exercising all their rights and obligations under the transaction documents. This document cannot be reproduced except in full, without prior written approval of the Company. Any unauthorized alteration, forgery or falsification of the content or appearance of this document is unlawful and offenders may be prosecuted to the fullest extent of the law. Unless otherwise stated the results shown in this test report refer only to the sample(s) tested and such sample(s) are retained for 30 days only.
Attention: To check the authenticity of testing /inspection report & certificate, please contact us at telephone: (86-755) 8307 1443, or email: CN.Doccheck@sgs.com
SGS-CSTC Standards Technical Services Co., Ltd. Shenzhen Branch Testing Service EEC Laboratory
No.1 Workshop, M-10, Middle Section, Science & Technology Park, Shenzhen, China 518057 t (86-755) 26012053 f (86-755) 26710594 www.sgsgroup.com.cn
中国·深圳·科技园中区M-10栋一号厂房 邮编: 518057 t (86-755) 26012053 f (86-755) 26710594 sgs.china@sgs.com
Member of the SGS Group (SGS SA)

☒	Power Sensor	Agilent	8481H	MY41091234	2019-04-12	2020-04-11
☒	Power Sensor	R&S	NRP-Z92	100025	2019-04-12	2020-04-11
☒	Attenuator	SHX	TS2-3dB	30704	NCR	NCR
☒	Coaxial low pass filter	Mini-Circuits	VLF-2500(+)	NA	NCR	NCR
☒	Coaxial low pass filter	Microlab Fxr	LA-F13	NA	NCR	NCR
☒	DC POWER SUPPLY	SAKO	SK1730SL5A	NA	NCR	NCR
☒	Speed reading thermometer	MingGao	T809	NA	2019-04-15	2020-04-15
☒	Humidity and Temperature Indicator	KIMTOKA	KIMTOKA	NA	2019-04-15	2020-04-15

Note: All the equipments are within the valid period when the tests are performed.

Unless otherwise agreed in writing, this document is issued by the Company subject to its General Conditions of Service printed overleaf, available on request or accessible at http://www.sgs.com/en/Terms-and-Conditions.aspx and, for electronic format documents, subject to Terms and Conditions for Electronic Documents at http://www.sgs.com/en/Terms-and-Conditions/Terms-e-Document.aspx. Attention is drawn to the limitation of liability, indemnification and jurisdiction issues defined therein. Any holder of this document is advised that information contained hereon reflects the Company's findings at the time of its intervention only and within the limits of Client's instructions, if any. The Company's sole responsibility is to its Client and this document does not exonerate parties to a transaction from exercising all their rights and obligations under the transaction documents. This document cannot be reproduced except in full, without prior written approval of the Company. Any unauthorized alteration, forgery or falsification of the content or appearance of this document is unlawful and offenders may be prosecuted to the fullest extent of the law. Unless otherwise stated the results shown in this test report refer only to the sample(s) tested and such sample(s) are retained for 30 days only.
Attention: To check the authenticity of testing /inspection report & certificate, please contact us at telephone: (86-755) 8307 1443, or email: CN.Doccheck@sgs.com
SGS-CSTC Standards Technical Services Co., Ltd. Shenzhen Branch Testing Service EEC Laboratory.
No.1 Workshop, M-10, Middle Section, Science & Technology Park, Shenzhen, China 518057 t (86-755) 26012053 f (86-755) 26710594 www.sgsgroup.com.cn
中国·深圳·科技园中区M-10栋一号厂房 邮编: 518057 t (86-755) 26012053 f (86-755) 26710594 sgs.china@sgs.com
Member of the SGS Group (SGS SA)

7 Measurement Uncertainty

Per KDB865664 D01 SAR Measurement 100 MHz to 6 GHz, when the highest measured 1-g SAR within a frequency band is < 1.5 W/kg, the extensive SAR measurement uncertainty analysis described in IEEE Std 1528-2013 is not required in SAR reports submitted for equipment approval. The equivalent ratio (1.5/1.6) is applied to extremity and occupational exposure conditions.

8 Calibration certificate

Please see the Appendix C

9 Photographs

Please see the Appendix D

Unless otherwise agreed in writing, this document is issued by the Company subject to its General Conditions of Service printed overleaf, available on request or accessible at http://www.sgs.com/en/Terms-and-Conditions.aspx and, for electronic format documents, subject to Terms and Conditions for Electronic Documents at http://www.sgs.com/en/Terms-and-Conditions/Terms-e-Document.aspx. Attention is drawn to the limitation of liability, indemnification and jurisdiction issues defined therein. Any holder of this document is advised that information contained hereon reflects the Company's findings at the time of its intervention only and within the limits of Client's instructions, if any. The Company's sole responsibility is to its Client and this document does not exonerate parties to a transaction from exercising all their rights and obligations under the transaction documents. This document cannot be reproduced except in full, without prior written approval of the Company. Any unauthorized alteration, forgery or falsification of the content or appearance of this document is unlawful and offenders may be prosecuted to the fullest extent of the law. Unless otherwise stated the results shown in this test report refer only to the sample(s) tested and such sample(s) are retained for 30 days only.
Attention: To check the authenticity of testing /inspection report & certificate, please contact us at telephone: (86-755) 8307 1443, or email: CN.Doccheck@sgs.com
SGS-CSTC Standards Technical Services Co., Ltd. Shenzhen Branch Testing Center-EEC Laboratory.
No.1 Workshop, M-10, Middle Section, Science & Technology Park, Shenzhen, China 518057 t (86-755) 26012053 f (86-755) 26710594 www.sgsgroup.com.cn
中国·深圳·科技园中区M-10栋一号厂房 邮编: 518057 t (86-755) 26012053 f (86-755) 26710594 sgs.china@sgs.com
Member of the SGS Group (SGS SA)

Appendix A: Detailed System Check Results

Appendix B: Detailed Test Results

Appendix C: Calibration certificate

Appendix D: Photographs

---END---

Unless otherwise agreed in writing, this document is issued by the Company subject to its General Conditions of Service printed overleaf, available on request or accessible at http://www.sgs.com/en/Terms-and-Conditions.aspx and, for electronic format documents, subject to Terms and Conditions for Electronic Documents at http://www.sgs.com/en/Terms-and-Conditions/Terms-e-Document.aspx. Attention is drawn to the limitation of liability, indemnification and jurisdiction issues defined therein. Any holder of this document is advised that information contained hereon reflects the Company's findings at the time of its intervention only and within the limits of Client's instructions, if any. The Company's sole responsibility is to its Client and this document does not exonerate parties to a transaction from exercising all their rights and obligations under the transaction documents. This document cannot be reproduced except in full, without prior written approval of the Company. Any unauthorized alteration, forgery or falsification of the content or appearance of this document is unlawful and offenders may be prosecuted to the fullest extent of the law. Unless otherwise stated the results shown in this test report refer only to the sample(s) tested and such sample(s) are retained for 30 days only.
Attention: To check the authenticity of testing /inspection report & certificate, please contact us at telephone: (86-755) 8307 1443, or email: CN.Doccheck@sgs.com
SGS-CSTC Standards Technical Services Co., Ltd. Shenzhen Branch Testing Center-EEC Laboratory.
No.1 Workshop, M-10, Middle Section, Science & Technology Park, Shenzhen, China 518057 t (86-755) 26012053 f (86-755) 26710594 www.sgsgroup.com.cn
中国·深圳·科技园中区M-10栋一号厂房 邮编: 518057 t (86-755) 26012053 f (86-755) 26710594 sgs.china@sgs.com
Member of the SGS Group (SGS SA)