Mode	29	
	Band Edge	
	U-NII-3_5.725-5.85_802.11a_CH149_5745MHz	
ANT	7	
Pol.	Vertical	Fundamental
Peak	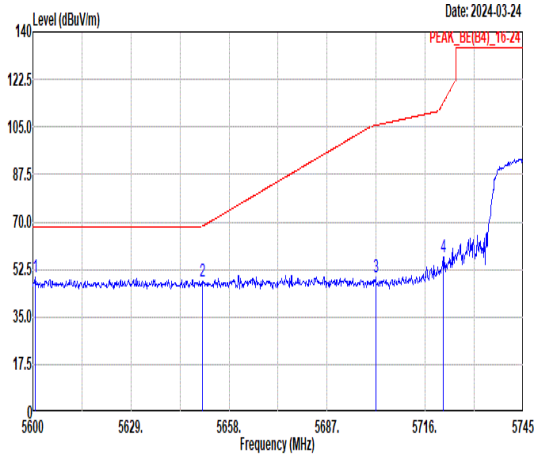 Freq Level Limit Line Margin Read Level Ant Factor Cable Loss Preamp Factor APos TPos Remark MHz dBuV/m dBuV/m dB dBuV dB/m dB dB cm deg 1 5600.73 49.83 68.30 -18.47 39.15 34.96 8.22 32.50 262 87 PEAK 2 5650.03 48.14 68.32 -20.18 37.25 34.99 8.40 32.50 262 87 PEAK 3 5701.36 49.79 105.58 -55.79 38.68 35.02 8.59 32.50 262 87 PEAK 4 5721.37 57.02 113.91 -56.89 45.83 35.03 8.66 32.50 262 87 PEAK	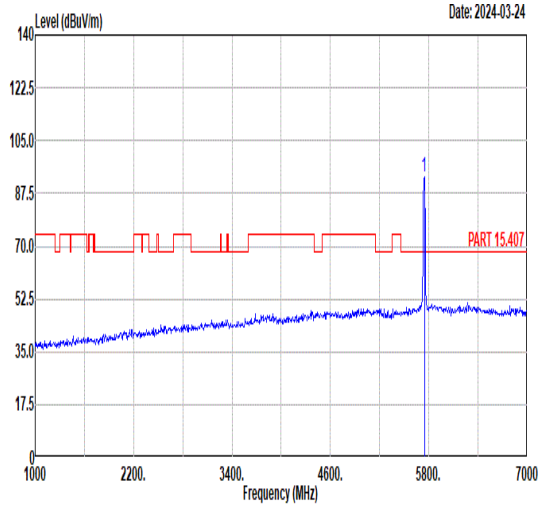 Freq Level Limit Line Margin Read Level Ant Factor Cable Loss Preamp Factor APos TPos Remark MHz dBuV/m dBuV/m dB dBuV dB/m dB dB cm deg 1 5745.00 93.13 ------ ------ 81.81 35.05 8.77 32.50 262 87 PEAK
Avg	Blank	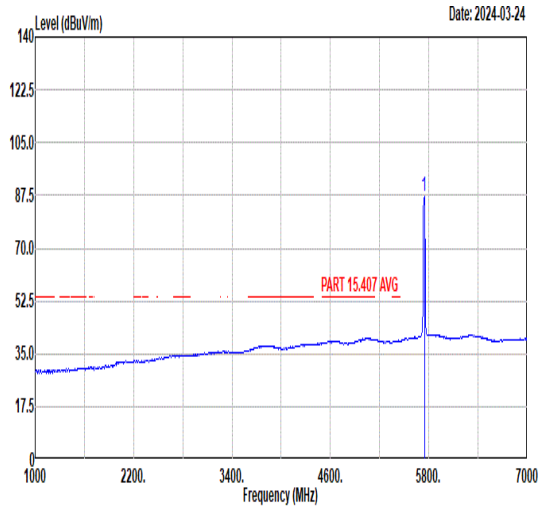 Freq Level Limit Line Margin Read Level Ant Factor Cable Loss Preamp Factor APos TPos Remark MHz dBuV/m dBuV/m dB dBuV dB/m dB dB cm deg 1 5745.00 87.15 ------ ------ 75.85 35.05 8.75 32.50 262 87 AVERAGE

Mode	29	
	Harmonic	
	U-NII-3_5.725-5.85_802.11a_CH149_5745MHz	
ANT	7	
Pol.	Horizontal	Vertical
Peak Avg	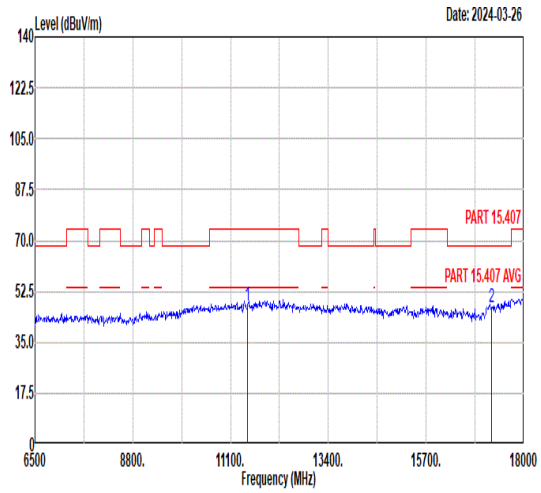 Freq Level Limit Line Margin Read Level Ant Factor Cable Loss Preamp Factor APos TPos Remark MHz dBuV/m dBuV/m dB dBuV dB/m dB dB cm deg 1 11490.00 47.53 74.00 -26.47 56.05 37.79 11.45 57.76 -- -- Peak 2 17235.00 47.21 68.30 -21.09 51.74 40.27 13.17 57.97 -- -- Peak	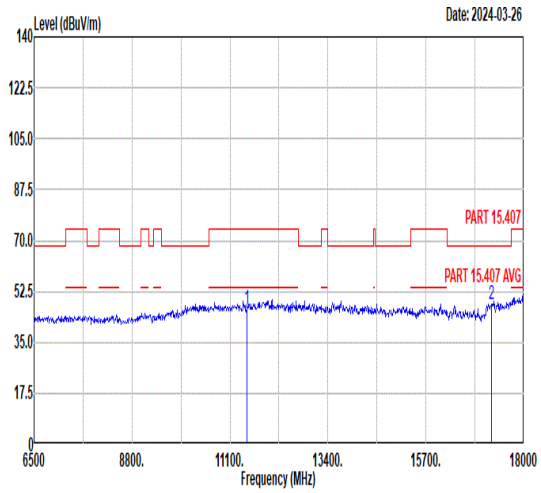 Freq Level Limit Line Margin Read Level Ant Factor Cable Loss Preamp Factor APos TPos Remark MHz dBuV/m dBuV/m dB dBuV dB/m dB dB cm deg 1 11490.00 46.72 74.00 -27.28 55.24 37.79 11.45 57.76 -- -- Peak 2 17235.00 48.31 68.30 -19.99 52.84 40.27 13.17 57.97 -- -- Peak

Mode	30	
	Harmonic	
	U-NII-3_5.725-5.85_802.11a_CH157_5785MHz	
ANT	7	
Pol.	Horizontal	Vertical
Peak Avg	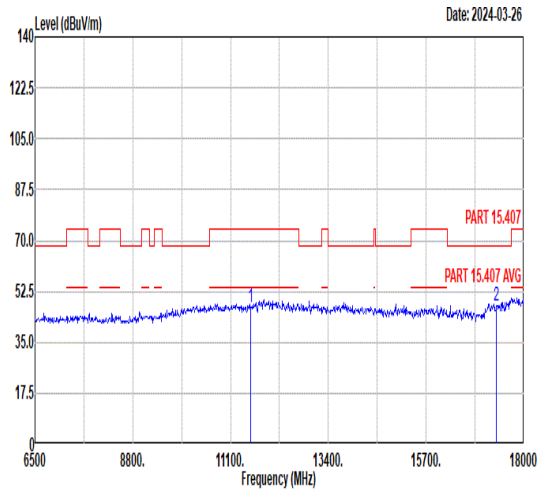 Freq Level Limit Line Margin Read Level Ant Factor Cable Loss Preamp Factor APos TPos Remark MHz dBuV/m dBuV/m dB dBuV dB/m dB dB cm deg 1 11570.00 47.05 74.00 -26.95 55.38 37.85 11.49 57.67 -- -- Peak 2 17355.00 47.46 68.30 -20.84 51.60 40.46 13.20 57.80 -- -- Peak	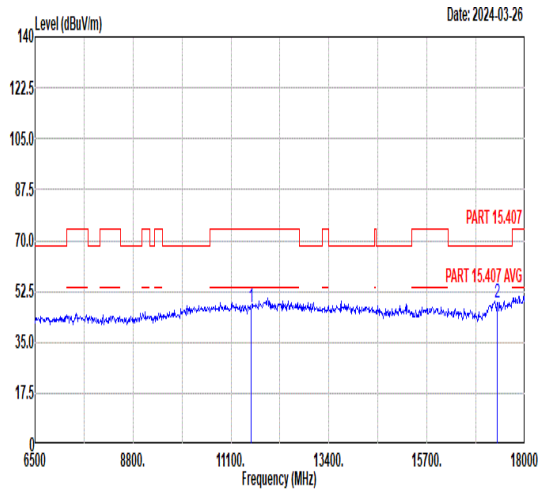 Freq Level Limit Line Margin Read Level Ant Factor Cable Loss Preamp Factor APos TPos Remark MHz dBuV/m dBuV/m dB dBuV dB/m dB dB cm deg 1 11570.00 47.05 74.00 -26.95 55.38 37.85 11.49 57.67 -- -- Peak 2 17355.00 48.60 68.30 -19.70 52.74 40.46 13.20 57.80 -- -- Peak

Mode	31
	Band Edge
	U-NII-3_5.725-5.85_802.11a_CH165_5825MHz
ANT	7

Pol.	Horizontal	Fundamental
Peak	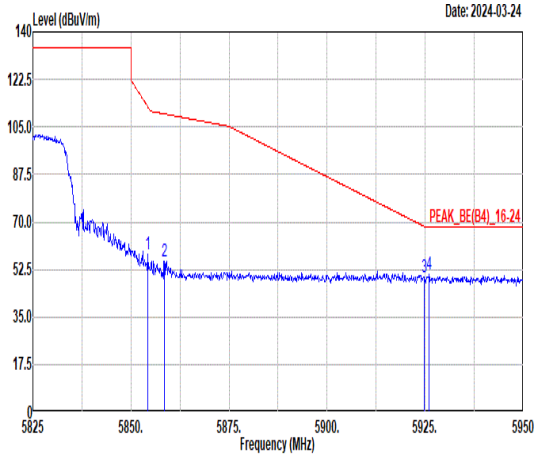 Freq Level Limit Line Margin Read Level Ant Factor Cable Loss Preamp Factor APos TPos Remark MHz dBuV/m dBuV/m dB dBuV dB/m dB dB cm deg 1 5854.38 58.10 112.22 -54.12 46.62 35.11 8.87 32.50 236 0 PEAK 2 5858.50 55.72 109.82 -54.10 44.23 35.12 8.87 32.50 236 0 PEAK 3 5924.75 49.77 68.38 -18.61 38.32 35.16 8.79 32.50 236 0 PEAK 4 5926.00 50.69 68.30 -17.61 39.24 35.16 8.79 32.50 236 0 PEAK	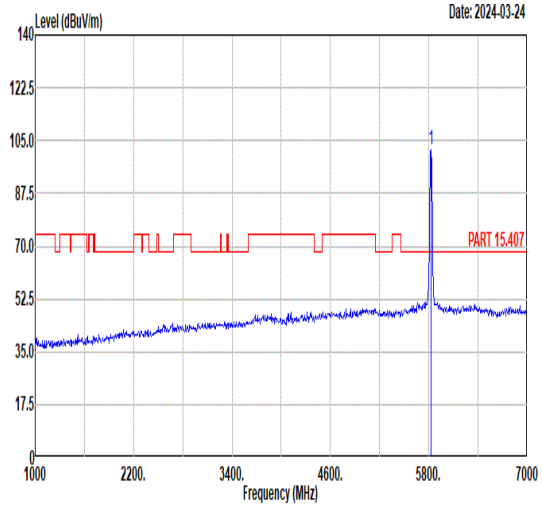 Freq Level Limit Line Margin Read Level Ant Factor Cable Loss Preamp Factor APos TPos Remark MHz dBuV/m dBuV/m dB dBuV dB/m dB dB cm deg 1 5825.00 102.07 ------ ------ 90.57 35.09 8.91 32.50 236 0 PEAK
Avg	Blank	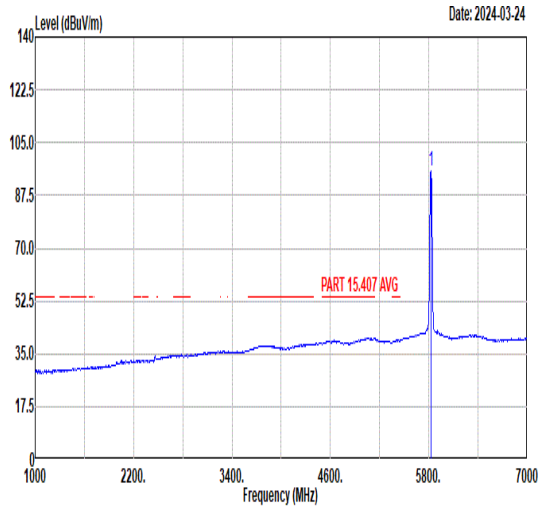 Freq Level Limit Line Margin Read Level Ant Factor Cable Loss Preamp Factor APos TPos Remark MHz dBuV/m dBuV/m dB dBuV dB/m dB dB cm deg 1 5825.00 95.85 ------ ------ 84.35 35.09 8.91 32.50 236 0 AVERAGE

Mode	31	
	Band Edge	
	U-NII-3_5.725-5.85_802.11a_CH165_5825MHz	
ANT	7	
Pol.	Vertical	Fundamental
Peak	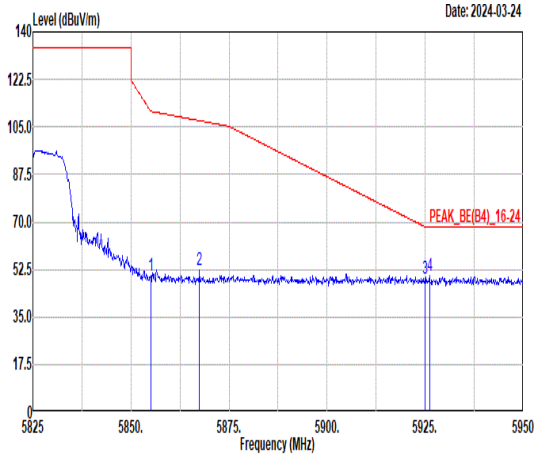 Freq Level Limit Line Margin Read Level Ant Factor Cable Loss Preamp Factor APos TPos Remark MHz dBuV/m dBuV/m dB dBuV dB/m dB dB cm deg 1 5855.00 50.42 110.80 -60.38 38.94 35.11 8.87 32.50 142 0 PEAK 2 5867.50 52.11 107.30 -55.19 40.63 35.12 8.86 32.50 142 0 PEAK 3 5925.00 49.17 68.20 -19.03 37.72 35.16 8.79 32.50 142 0 PEAK 4 5926.13 50.10 68.30 -18.20 38.65 35.16 8.79 32.50 142 0 PEAK	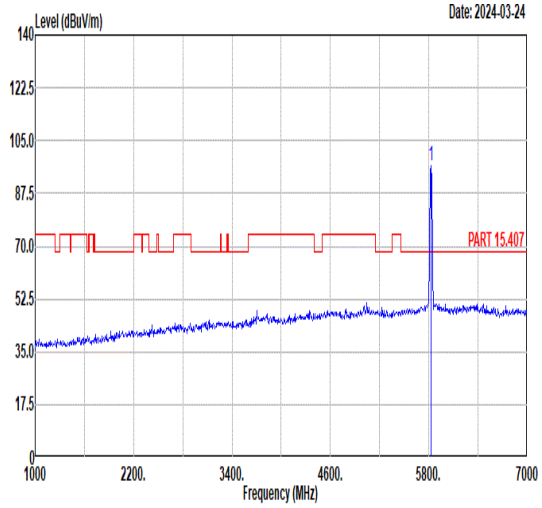 Freq Level Limit Line Margin Read Level Ant Factor Cable Loss Preamp Factor APos TPos Remark MHz dBuV/m dBuV/m dB dBuV dB/m dB dB cm deg 1 5825.00 96.79 ------ ------ 85.29 35.09 8.91 32.50 142 0 PEAK
Avg	Blank	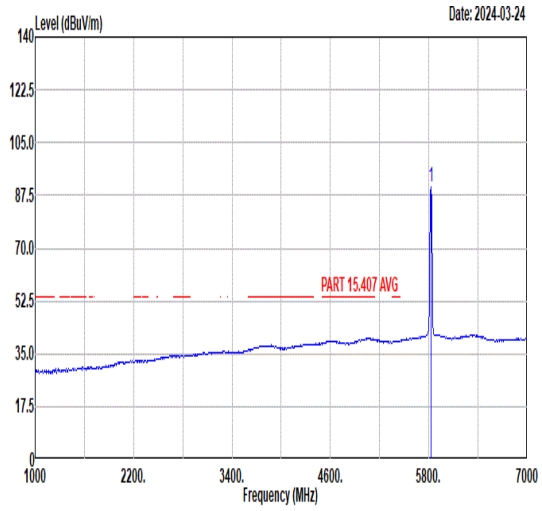 Freq Level Limit Line Margin Read Level Ant Factor Cable Loss Preamp Factor APos TPos Remark MHz dBuV/m dBuV/m dB dBuV dB/m dB dB cm deg 1 5825.00 90.39 ------ ------ 78.89 35.09 8.91 32.50 142 0 AVERAGE

Mode	31	
	Harmonic	
	U-NII-3_5.725-5.85_802.11a_CH165_5825MHz	
ANT	7	
Pol.	Horizontal	Vertical
Peak Avg	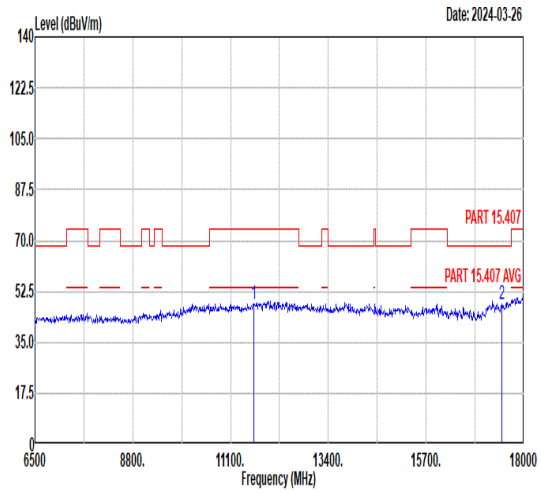 Freq Level Limit Line Margin Read Level Ant Factor Cable Loss Preamp Factor APos TPos Remark MHz dBuV/m dBuV/m dB dBuV dB/m dB dB cm deg 1 11650.00 48.14 74.00 -25.86 56.27 37.92 11.53 57.58 -- -- Peak 2 17475.00 48.25 68.30 -20.05 52.00 40.65 13.23 57.63 -- -- Peak	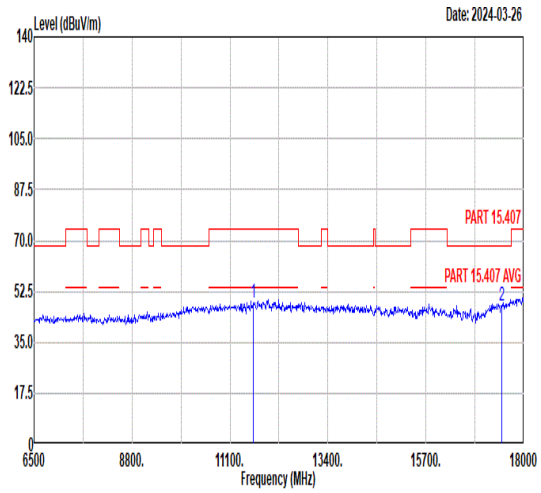 Freq Level Limit Line Margin Read Level Ant Factor Cable Loss Preamp Factor APos TPos Remark MHz dBuV/m dBuV/m dB dBuV dB/m dB dB cm deg 1 11650.00 48.43 74.00 -25.57 56.56 37.92 11.53 57.58 -- -- Peak 2 17475.00 47.57 68.30 -20.73 51.32 40.65 13.23 57.63 -- -- Peak

Mode	32	
	Band Edge	
	U-NII-3_5.725-5.85_802.11n HT20_CH149_5745MHz	
ANT	7	
Pol.	Horizontal	Fundamental
Peak	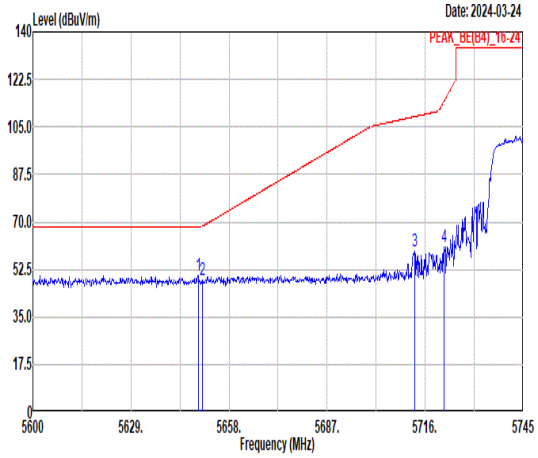 Freq Level Limit Line Margin Read Level Ant Factor Cable Loss Preamp Factor APos TPos Remark MHz dBuV/m dBuV/m dB dBuV dB/m dB dB cm deg 1 5648.87 50.34 68.30 -17.96 39.46 34.99 8.39 32.50 221 0 PEAK 2 5650.17 48.59 68.43 -19.84 37.70 34.99 8.40 32.50 221 0 PEAK 3 5712.81 59.18 108.79 -49.61 48.02 35.03 8.63 32.50 221 0 PEAK 4 5721.66 60.71 114.57 -53.86 49.52 35.03 8.66 32.50 221 0 PEAK	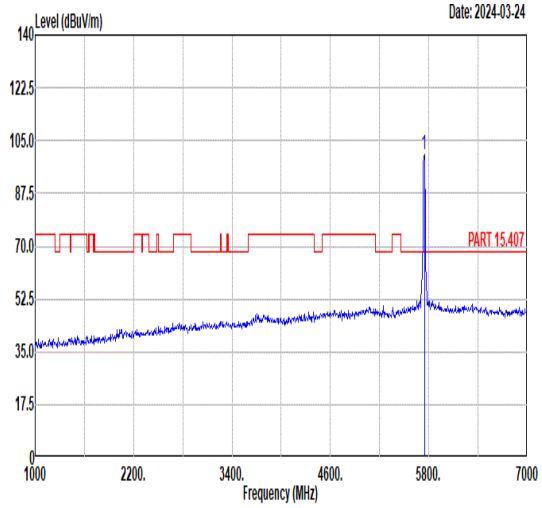 Freq Level Limit Line Margin Read Level Ant Factor Cable Loss Preamp Factor APos TPos Remark MHz dBuV/m dBuV/m dB dBuV dB/m dB dB cm deg 1 5745.00 100.43 ------ ------ 89.13 35.05 8.75 32.50 221 0 PEAK
Avg	Blank	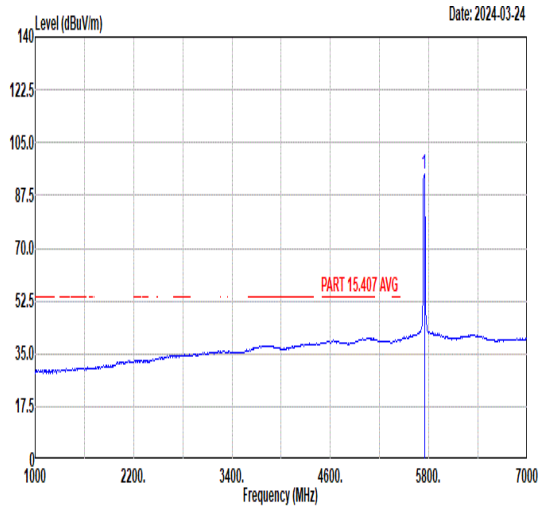 Freq Level Limit Line Margin Read Level Ant Factor Cable Loss Preamp Factor APos TPos Remark MHz dBuV/m dBuV/m dB dBuV dB/m dB dB cm deg 1 5745.00 94.63 ------ ------ 83.33 35.05 8.75 32.50 221 0 AVERAGE

Mode	32	
	Band Edge	
	U-NII-3_5.725-5.85_802.11n HT20_CH149_5745MHz	
ANT	7	
Pol.	Vertical	Fundamental
Peak	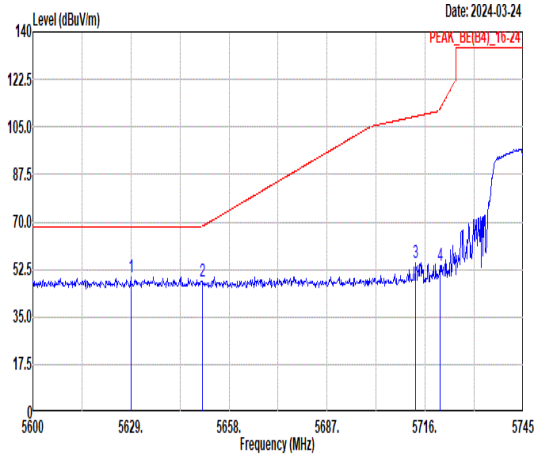 Freq Level Limit Line Margin Read Level Ant Factor Cable Loss Preamp Factor APos TPos Remark MHz dBuV/m dBuV/m dB dBuV dB/m dB dB cm deg 1 5629.00 49.76 68.30 -18.54 38.96 34.98 8.32 32.50 400 288 PEAK 2 5650.17 48.23 68.43 -20.20 37.34 34.99 8.40 32.50 400 288 PEAK 3 5713.25 55.10 108.91 -53.81 43.94 35.03 8.63 32.50 400 288 PEAK 4 5720.35 53.67 111.60 -57.93 42.48 35.03 8.66 32.50 400 288 PEAK	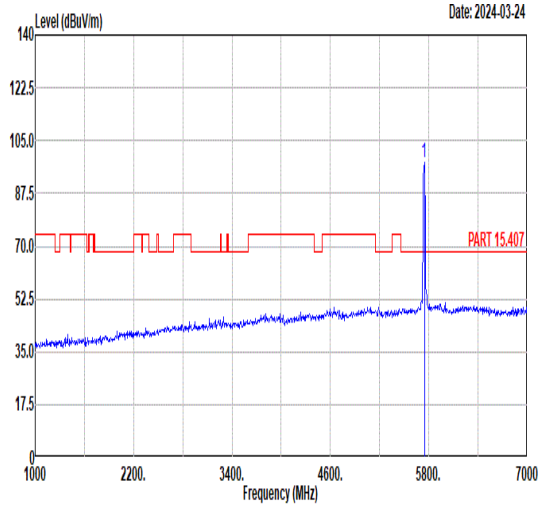 Freq Level Limit Line Margin Read Level Ant Factor Cable Loss Preamp Factor APos TPos Remark MHz dBuV/m dBuV/m dB dBuV dB/m dB dB cm deg 1 5745.00 97.77 ------ ------ 86.47 35.05 8.75 32.50 400 288 PEAK
Avg	Blank	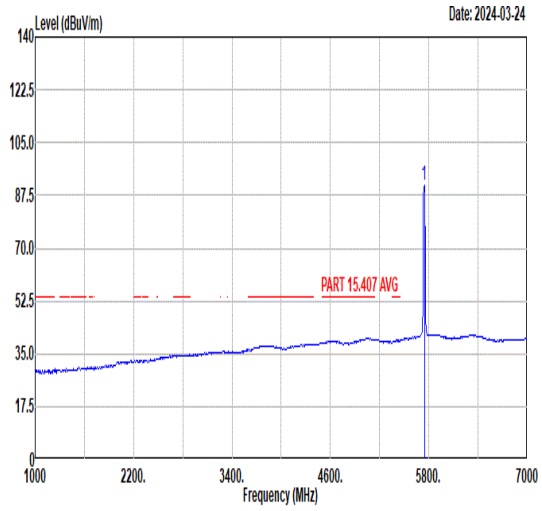 Freq Level Limit Line Margin Read Level Ant Factor Cable Loss Preamp Factor APos TPos Remark MHz dBuV/m dBuV/m dB dBuV dB/m dB dB cm deg 1 5745.00 90.71 ------ ------ 79.41 35.05 8.75 32.50 400 288 AVERAGE

Mode	32	
	Harmonic	
	U-NII-3_5.725-5.85_802.11n HT20_CH149_5745MHz	
ANT	7	
Pol.	Horizontal	Vertical
Peak Avg	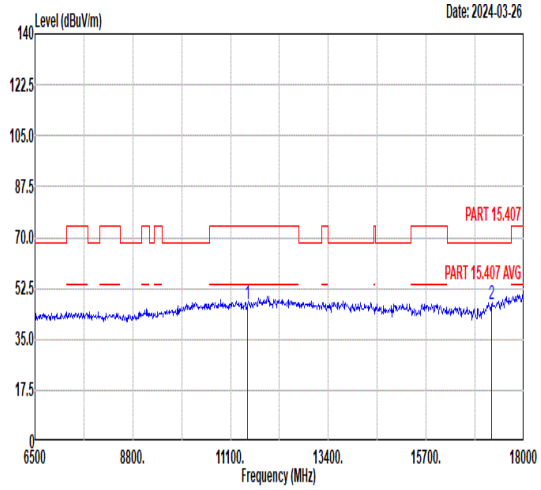 Freq Level Limit Line Margin Read Level Ant Factor Cable Loss Preamp Factor APos TPos Remark MHz dBuV/m dBuV/m dB dBuV dB/m dB dB cm deg 1 11490.00 46.90 74.00 -27.10 55.42 37.79 11.45 57.76 -- -- Peak 2 17235.00 47.25 68.30 -21.05 51.78 40.27 13.17 57.97 -- -- Peak	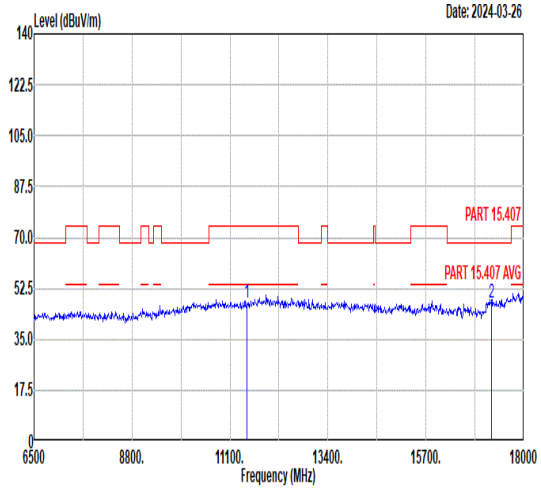 Freq Level Limit Line Margin Read Level Ant Factor Cable Loss Preamp Factor APos TPos Remark MHz dBuV/m dBuV/m dB dBuV dB/m dB dB cm deg 1 11490.00 47.68 74.00 -26.32 56.20 37.79 11.45 57.76 -- -- Peak 2 17235.00 47.77 68.30 -20.53 52.30 40.27 13.17 57.97 -- -- Peak

Mode	33	
	Harmonic	
	U-NII-3_5.725-5.85_802.11n HT20_CH157_5785MHz	
ANT	7	
Pol.	Horizontal	Vertical
Peak Avg	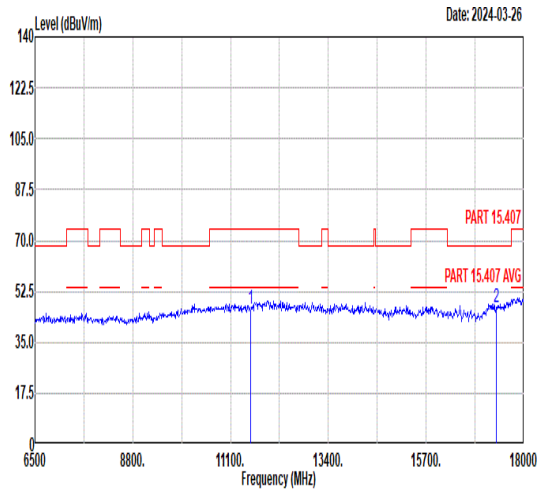 Freq Level Limit Line Margin Read Level Ant Factor Cable Loss Preamp Factor APos TPos Remark MHz dBuV/m dBuV/m dB dBuV dB/m dB dB cm deg 1 11570.00 46.63 74.00 -27.37 54.96 37.85 11.49 57.67 -- -- Peak 2 17355.00 47.19 68.30 -21.11 51.33 40.46 13.20 57.80 -- -- Peak	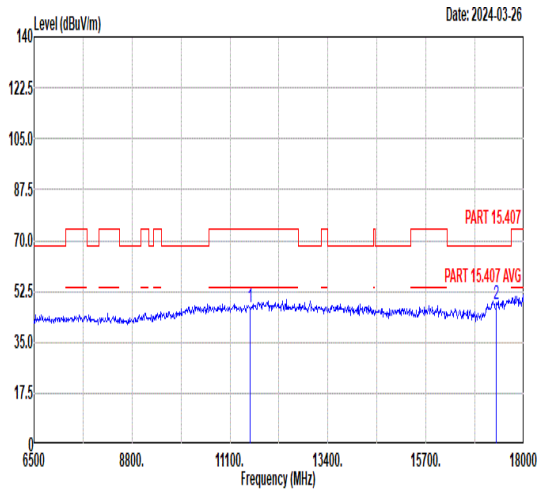 Freq Level Limit Line Margin Read Level Ant Factor Cable Loss Preamp Factor APos TPos Remark MHz dBuV/m dBuV/m dB dBuV dB/m dB dB cm deg 1 11570.00 47.04 74.00 -26.96 55.37 37.85 11.49 57.67 -- -- Peak 2 17355.00 48.27 68.30 -20.03 52.41 40.46 13.20 57.80 -- -- Peak

Mode	34	
	Band Edge	
	U-NII-3_5.725-5.85_802.11n HT20_CH165_5825MHz	
ANT	7	
Pol.	Horizontal	Fundamental
Peak	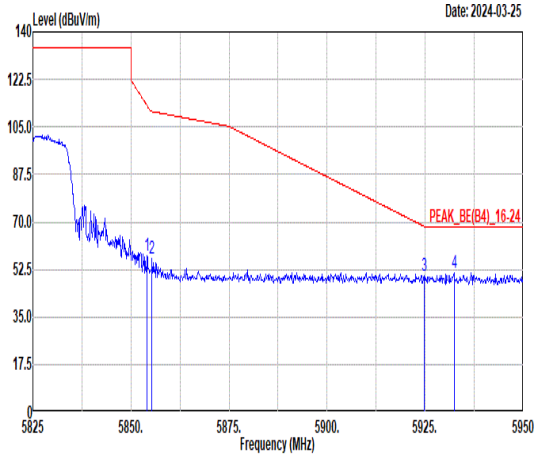 Freq Level Limit Line Margin Read Level Ant Factor Cable Loss Preamp Factor APos TPos Remark MHz dBuV/m dBuV/m dB dBuV dB/m dB dB cm deg 1 5854.13 57.46 112.79 -55.33 45.98 35.11 8.87 32.50 300 10 PEAK 2 5855.38 56.77 110.69 -53.92 45.29 35.11 8.87 32.50 300 10 PEAK 3 5924.75 50.15 68.38 -18.23 38.70 35.16 8.79 32.50 300 10 PEAK 4 5932.38 51.50 68.30 -16.80 40.06 35.16 8.78 32.50 300 10 PEAK	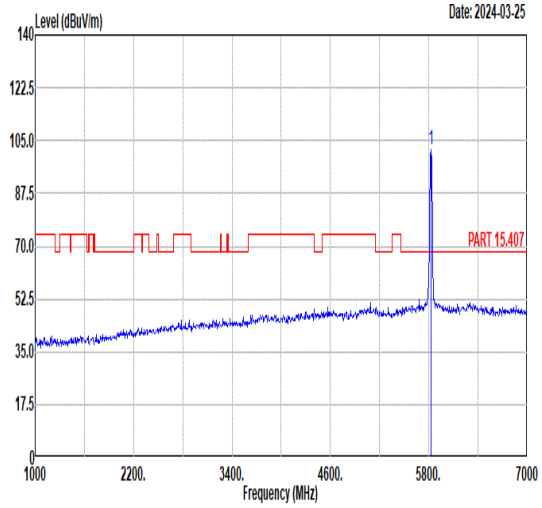 Freq Level Limit Line Margin Read Level Ant Factor Cable Loss Preamp Factor APos TPos Remark MHz dBuV/m dBuV/m dB dBuV dB/m dB dB cm deg 1 5825.00 101.90 ------ ------ 90.40 35.09 8.91 32.50 300 10 PEAK
Avg	Blank	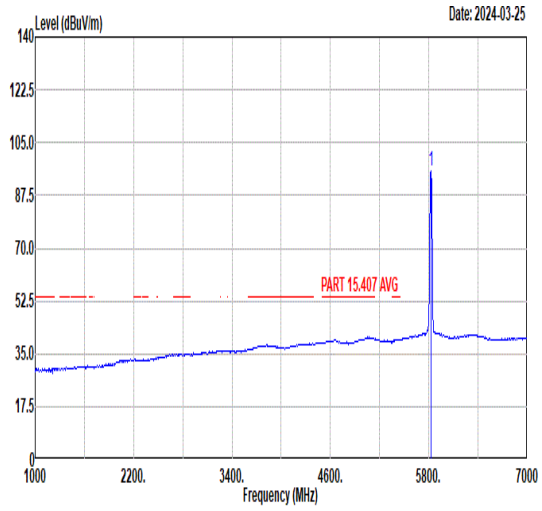 Freq Level Limit Line Margin Read Level Ant Factor Cable Loss Preamp Factor APos TPos Remark MHz dBuV/m dBuV/m dB dBuV dB/m dB dB cm deg 1 5825.00 95.70 ------ ------ 84.20 35.09 8.91 32.50 300 10 AVERAGE

Mode	34	
	Band Edge	
	U-NII-3_5.725-5.85_802.11n HT20_CH165_5825MHz	
ANT	7	
Pol.	Vertical	Fundamental
Peak	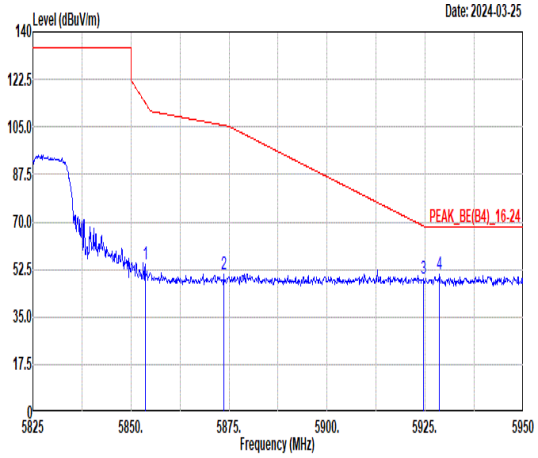 Freq Level Limit Line Margin Read Level Ant Factor Cable Loss Preamp Factor APos TPos Remark MHz dBuV/m dBuV/m dB dBuV dB/m dB dB cm deg 1 5853.63 54.42 113.93 -59.51 42.94 35.11 8.87 32.50 200 226 PEAK 2 5873.63 50.78 105.58 -54.80 39.31 35.12 8.85 32.50 200 226 PEAK 3 5924.63 49.12 68.48 -19.36 37.67 35.16 8.79 32.50 200 226 PEAK 4 5928.63 50.60 68.30 -17.70 39.16 35.16 8.78 32.50 200 226 PEAK	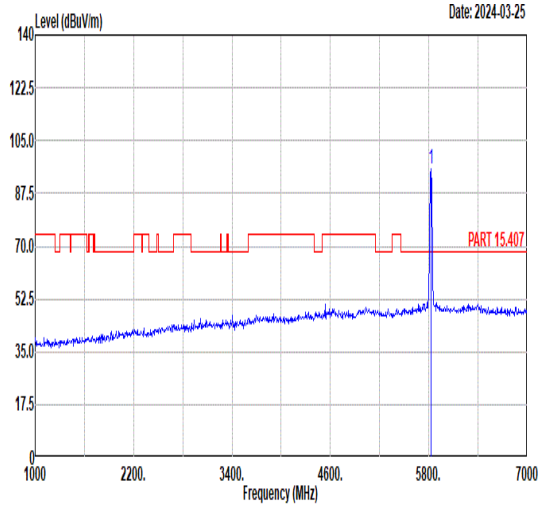 Freq Level Limit Line Margin Read Level Ant Factor Cable Loss Preamp Factor APos TPos Remark MHz dBuV/m dBuV/m dB dBuV dB/m dB dB cm deg 1 5825.00 95.50 ------ ------ 84.00 35.09 8.91 32.50 200 226 PEAK
Avg	Blank	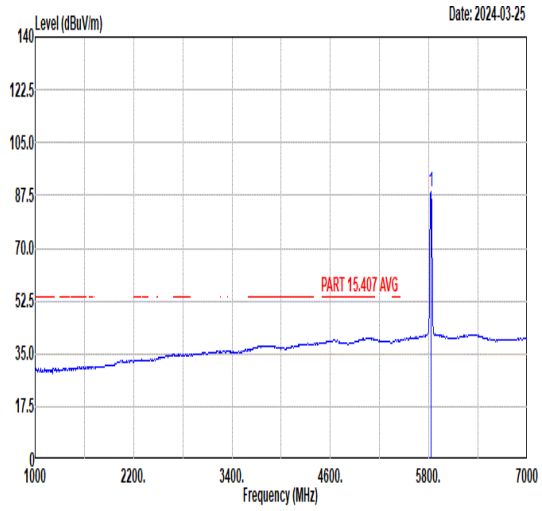 Freq Level Limit Line Margin Read Level Ant Factor Cable Loss Preamp Factor APos TPos Remark MHz dBuV/m dBuV/m dB dBuV dB/m dB dB cm deg 1 5825.00 88.53 ------ ------ 77.03 35.09 8.91 32.50 200 226 AVERAGE

Mode	34	
	Harmonic	
	U-NII-3_5.725-5.85_802.11n HT20_CH165_5825MHz	
ANT	7	
Pol.	Horizontal	Vertical
Peak Avg	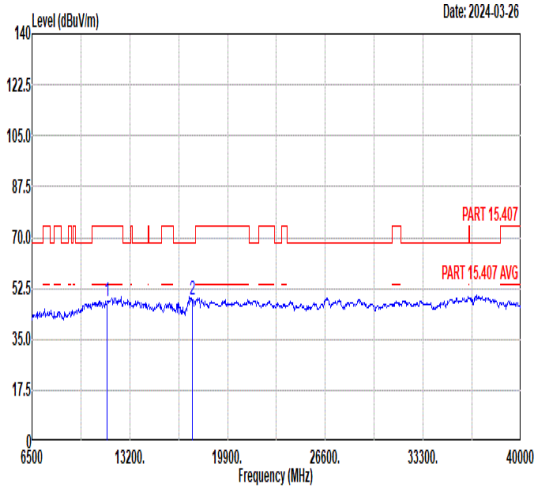 Freq Level Limit Line Margin Read Level Ant Factor Cable Loss Preamp Factor APos TPos Remark MHz dBuV/m dBuV/m dB dBuV dB/m dB dB cm deg 1 11650.00 47.85 74.00 -26.15 55.98 37.92 11.53 57.58 -- -- Peak 2 17475.00 48.86 68.30 -19.44 52.61 40.65 13.23 57.63 -- -- Peak	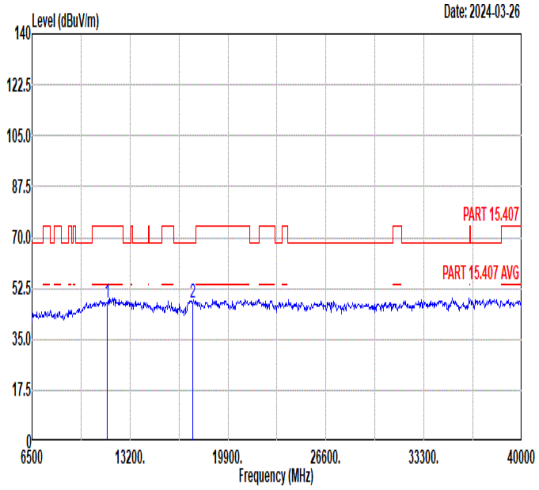 Freq Level Limit Line Margin Read Level Ant Factor Cable Loss Preamp Factor APos TPos Remark MHz dBuV/m dBuV/m dB dBuV dB/m dB dB cm deg 1 11650.00 47.68 74.00 -26.32 55.81 37.92 11.53 57.58 -- -- Peak 2 17475.00 47.49 68.30 -20.81 51.24 40.65 13.23 57.63 -- -- Peak

Mode	35	
	Band Edge - L	
	U-NII-3_5.725-5.85_802.11n HT40_CH151_5755MHz	
ANT	7	
Pol.	Horizontal	Fundamental
Peak	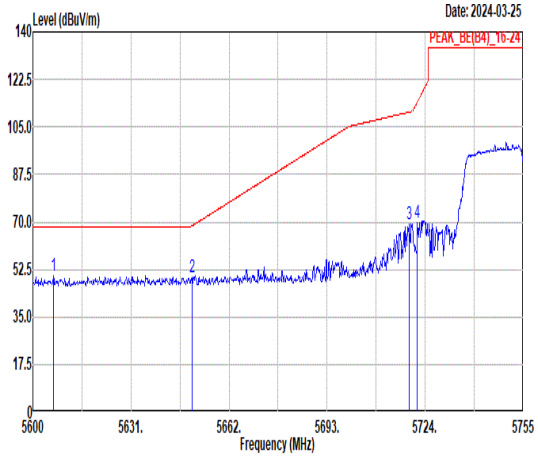 Freq Level Limit Line Margin Read Level Ant Factor Cable Loss Preamp Factor APos TPos Remark MHz dBuV/m dBuV/m dB dBuV dB/m dB dB cm deg 1 5606.51 50.42 68.30 -17.88 39.72 34.96 8.24 32.50 259 4 PEAK 2 5650.38 49.78 68.58 -18.80 38.89 34.99 8.40 32.50 259 4 PEAK 3 5719.04 69.00 110.53 -41.53 57.82 35.03 8.65 32.50 259 4 PEAK 4 5721.52 69.50 114.27 -44.77 58.31 35.03 8.66 32.50 259 4 PEAK	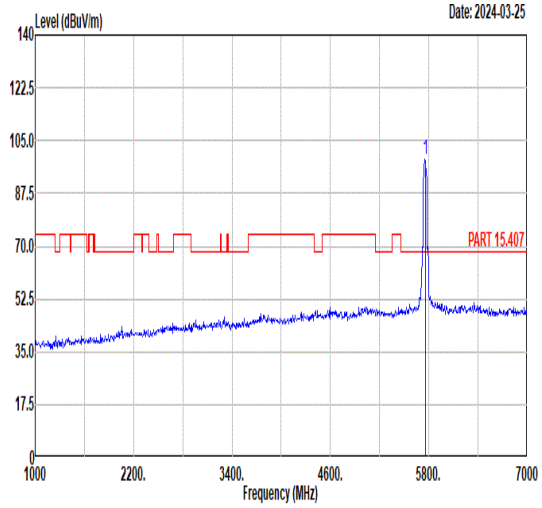 Freq Level Limit Line Margin Read Level Ant Factor Cable Loss Preamp Factor APos TPos Remark MHz dBuV/m dBuV/m dB dBuV dB/m dB dB cm deg 1 5755.00 98.89 ------ ------ 87.59 35.05 8.75 32.50 259 4 PEAK
Avg	Blank	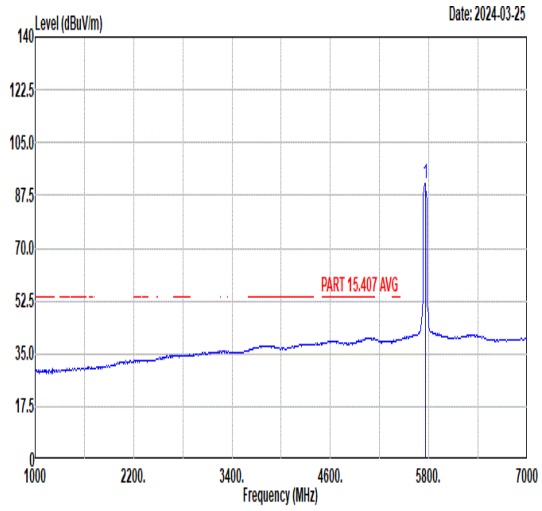 Freq Level Limit Line Margin Read Level Ant Factor Cable Loss Preamp Factor APos TPos Remark MHz dBuV/m dBuV/m dB dBuV dB/m dB dB cm deg 1 5755.00 91.44 ------ ------ 80.12 35.05 8.77 32.50 259 4 AVERAGE

Mode	35	
	Band Edge - R	
	U-NII-3_5.725-5.85_802.11n HT40_CH151_5755MHz	
ANT	7	
Pol.	Horizontal	Fundamental
Peak	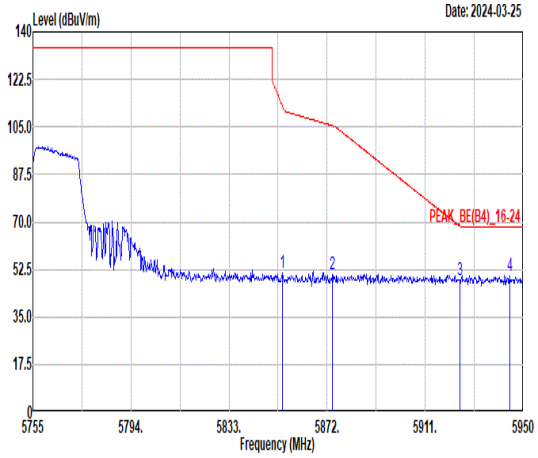 Freq Level Limit Line Margin Read Level Ant Factor Cable Loss Preamp Factor APos TPos Remark MHz dBuV/m dBuV/m dB dBuV dB/m dB dB cm deg 1 5854.26 51.27 112.50 -61.23 39.79 35.11 8.87 32.50 259 4 PEAK 2 5874.15 50.68 105.44 -54.76 39.21 35.12 8.85 32.50 259 4 PEAK 3 5924.85 48.60 68.31 -19.71 37.15 35.16 8.79 32.50 259 4 PEAK 4 5944.74 50.44 68.30 -17.86 39.00 35.17 8.77 32.50 259 4 PEAK	Blank

Mode	35
	Band Edge - L
	U-NII-3_5.725-5.85_802.11n HT40_CH151_5755MHz
ANT	7

Pol.	Vertical	Fundamental
Peak	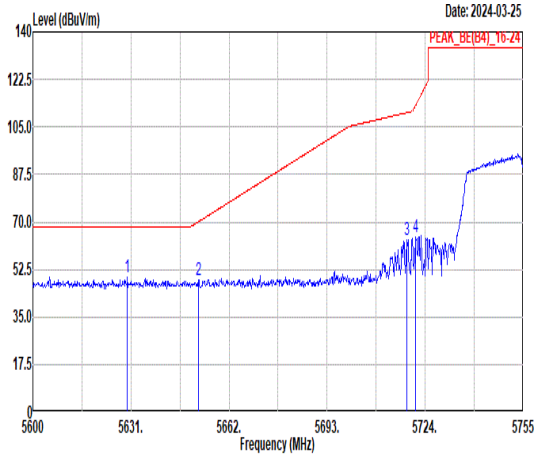 Freq Level Limit Line Margin Read Level Ant Factor Cable Loss Preamp Factor APos TPos Remark MHz dBuV/m dBuV/m dB dBuV dB/m dB dB cm deg 1 5629.92 49.78 68.30 -18.52 38.98 34.98 8.32 32.50 201 194 PEAK 2 5652.24 48.50 69.96 -21.46 37.60 34.99 8.41 32.50 201 194 PEAK 3 5718.27 63.61 110.32 -46.71 52.43 35.03 8.65 32.50 201 194 PEAK 4 5721.06 64.38 113.21 -48.83 53.19 35.03 8.66 32.50 201 194 PEAK	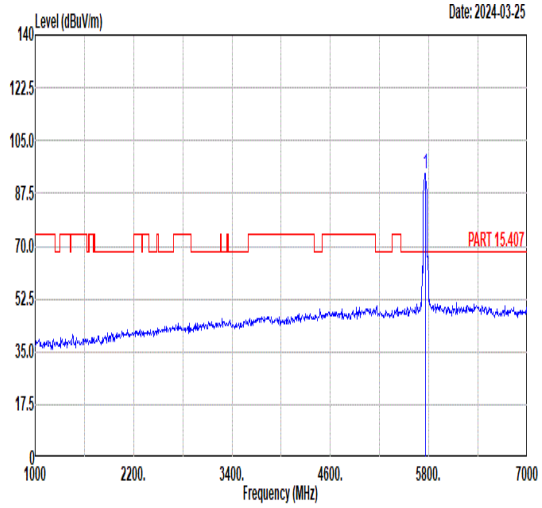 Freq Level Limit Line Margin Read Level Ant Factor Cable Loss Preamp Factor APos TPos Remark MHz dBuV/m dBuV/m dB dBuV dB/m dB dB cm deg 1 5755.00 94.05 ------ ------ 82.70 35.05 8.80 32.50 201 194 PEAK
Avg	Blank	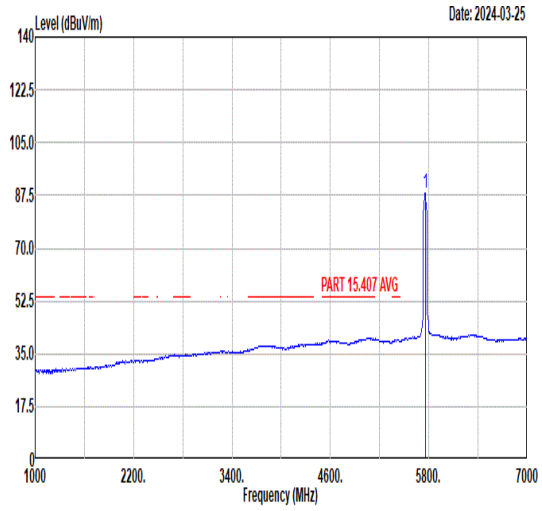 Freq Level Limit Line Margin Read Level Ant Factor Cable Loss Preamp Factor APos TPos Remark MHz dBuV/m dBuV/m dB dBuV dB/m dB dB cm deg 1 5755.00 88.13 ------ ------ 76.81 35.05 8.77 32.50 201 194 AVERAGE

Mode	35	
	Band Edge - R	
	U-NII-3_5.725-5.85_802.11n HT40_CH151_5755MHz	
ANT	7	
Pol.	Vertical	Fundamental
Peak	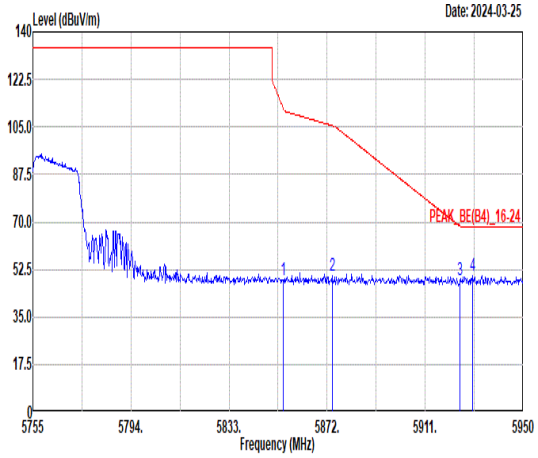 Freq Level Limit Line Margin Read Level Ant Factor Cable Loss Preamp Factor APos TPos Remark MHz dBuV/m dBuV/m dB dBuV dB/m dB dB cm deg 1 5854.65 48.84 111.61 -62.77 37.36 35.11 8.87 32.50 201 194 PEAK 2 5873.95 49.98 105.49 -55.51 38.51 35.12 8.85 32.50 201 194 PEAK 3 5924.85 48.61 68.31 -19.70 37.16 35.16 8.79 32.50 201 194 PEAK 4 5929.92 50.41 68.30 -17.89 38.97 35.16 8.78 32.50 201 194 PEAK	Blank

Mode	36	
	Band Edge - L	
	U-NII-3_5.725-5.85_802.11n HT40_CH159_5795MHz	
ANT	7	
Pol.	Horizontal	Fundamental
Peak	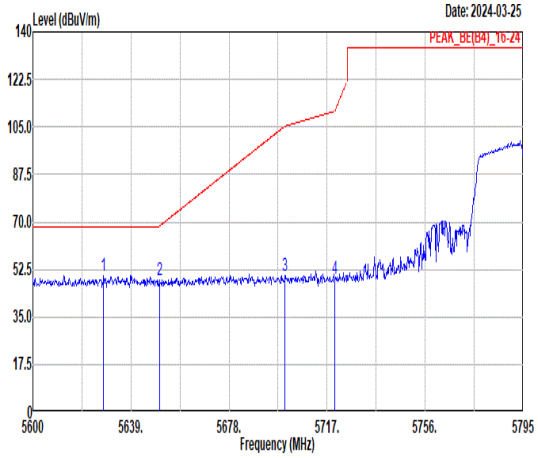 Freq Level Limit Line Margin Read Level Ant Factor Cable Loss Preamp Factor APos TPos Remark MHz dBuV/m dBuV/m dB dBuV dB/m dB dB cm deg 1 5628.08 50.27 68.30 -18.03 39.48 34.97 8.32 32.50 238 3 PEAK 2 5650.51 48.43 68.67 -20.24 37.54 34.99 8.40 32.50 238 3 PEAK 3 5700.23 50.03 105.26 -55.23 38.93 35.02 8.58 32.50 238 3 PEAK 4 5720.12 49.30 111.07 -61.77 38.11 35.03 8.66 32.50 238 3 PEAK	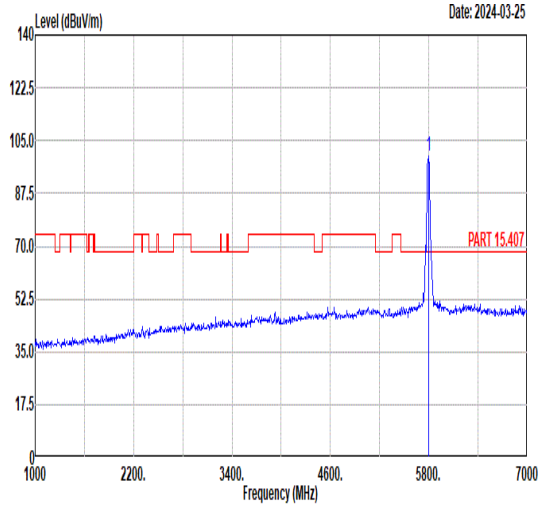 Freq Level Limit Line Margin Read Level Ant Factor Cable Loss Preamp Factor APos TPos Remark MHz dBuV/m dBuV/m dB dBuV dB/m dB dB cm deg 1 5795.00 99.64 ------ ------ 88.13 35.08 8.93 32.50 238 3 PEAK
Avg	Blank	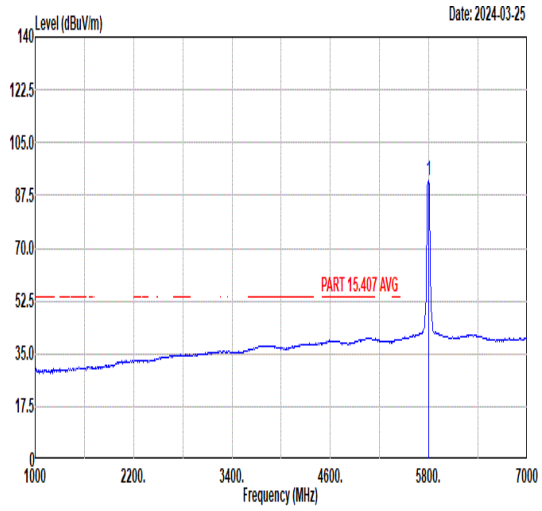 Freq Level Limit Line Margin Read Level Ant Factor Cable Loss Preamp Factor APos TPos Remark MHz dBuV/m dBuV/m dB dBuV dB/m dB dB cm deg 1 5795.00 92.54 ------ ------ 81.03 35.08 8.93 32.50 238 3 AVERAGE

Mode	36	
	Band Edge - R	
	U-NII-3_5.725-5.85_802.11n HT40_CH159_5795MHz	
ANT	7	
Pol.	Horizontal	Fundamental
Peak	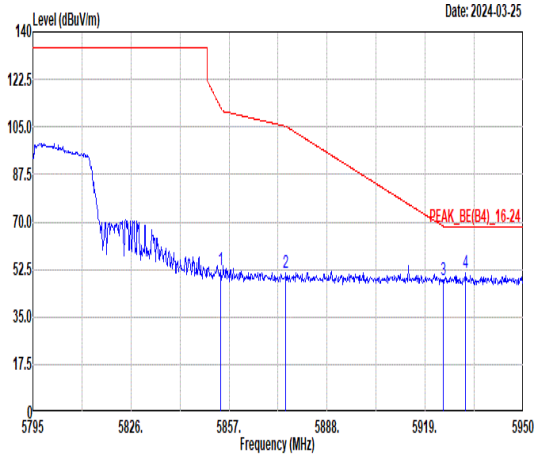 Freq Level Limit Line Margin Read Level Ant Factor Cable Loss Preamp Factor APos TPos Remark MHz dBuV/m dBuV/m dB dBuV dB/m dB dB cm deg 1 5854.37 52.26 112.25 -59.99 40.78 35.11 8.87 32.50 238 3 PEAK 2 5874.98 51.01 105.21 -54.20 39.53 35.13 8.85 32.50 238 3 PEAK 3 5924.74 48.85 68.40 -19.55 37.40 35.16 8.79 32.50 238 3 PEAK 4 5931.71 51.00 68.30 -17.30 39.56 35.16 8.78 32.50 238 3 PEAK	Blank

Mode	36	
	Band Edge - L	
	U-NII-3_5.725-5.85_802.11n HT40_CH159_5795MHz	
ANT	7	
Pol.	Vertical	Fundamental
Peak	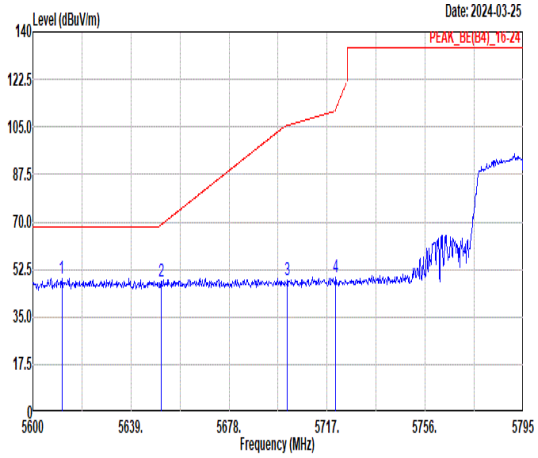 Freq Level Limit Line Margin Read Level Ant Factor Cable Loss Preamp Factor APos TPos Remark MHz dBuV/m dBuV/m dB dBuV dB/m dB dB cm deg 1 5611.51 49.39 68.30 -18.91 38.67 34.96 8.26 32.50 324 211 PEAK 2 5650.90 48.25 68.96 -20.71 37.36 34.99 8.40 32.50 324 211 PEAK 3 5701.21 48.40 105.54 -57.14 37.29 35.02 8.59 32.50 324 211 PEAK 4 5720.32 49.41 111.52 -62.11 38.22 35.03 8.66 32.50 324 211 PEAK	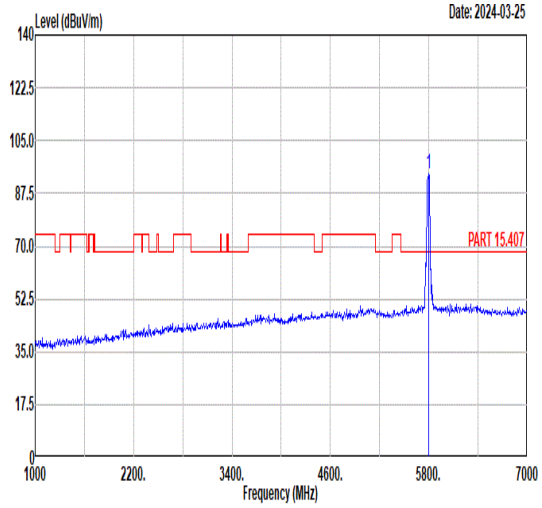 Freq Level Limit Line Margin Read Level Ant Factor Cable Loss Preamp Factor APos TPos Remark MHz dBuV/m dBuV/m dB dBuV dB/m dB dB cm deg 1 5795.00 94.22 ------ ------ 82.70 35.08 8.94 32.50 324 211 PEAK
Avg	Blank	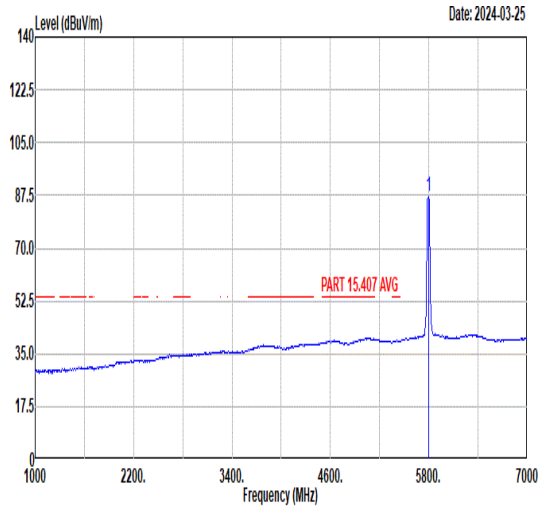 Freq Level Limit Line Margin Read Level Ant Factor Cable Loss Preamp Factor APos TPos Remark MHz dBuV/m dBuV/m dB dBuV dB/m dB dB cm deg 1 5795.00 87.31 ------ ------ 75.80 35.08 8.93 32.50 324 211 AVERAGE

Mode	36	
	Band Edge - R	
	U-NII-3_5.725-5.85_802.11n HT40_CH159_5795MHz	
ANT	7	
Pol.	Vertical	Fundamental
Peak	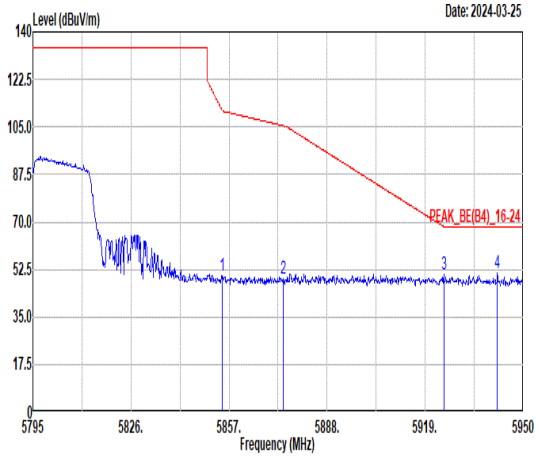 Freq Level Limit Line Margin Read Level Ant Factor Cable Loss Preamp Factor APos TPos Remark MHz dBuV/m dBuV/m dB dBuV dB/m dB dB cm deg 1 5854.83 50.42 111.19 -60.77 38.94 35.11 8.87 32.50 324 211 PEAK 2 5874.21 49.16 105.42 -56.26 37.69 35.12 8.85 32.50 324 211 PEAK 3 5924.89 50.62 68.28 -17.66 39.17 35.16 8.79 32.50 324 211 PEAK 4 5941.79 51.12 68.30 -17.18 39.68 35.17 8.77 32.50 324 211 PEAK	Blank

Mode	37	
	Band Edge - L	
	U-NII-3_5.725-5.85_802.11ac VHT80_CH155_5775MHz	
ANT	7	
Pol.	Horizontal	Fundamental
Peak	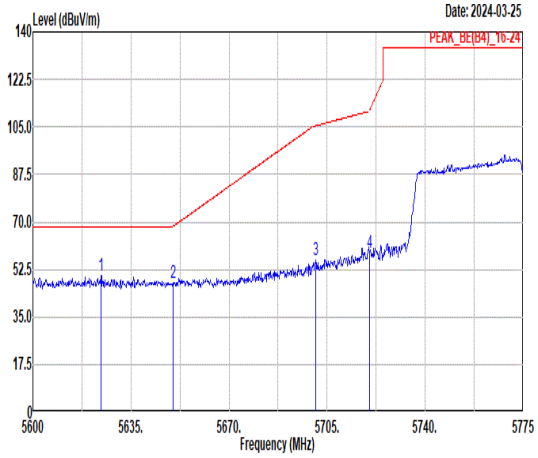 Freq Level Limit Line Margin Read Level Ant Factor Cable Loss Preamp Factor APos TPos Remark MHz dBuV/m dBuV/m dB dBuV dB/m dB dB cm deg 1 5624.33 50.00 68.30 -18.30 39.23 34.97 8.30 32.50 249 4 PEAK 2 5650.05 47.78 68.34 -20.56 36.89 34.99 8.40 32.50 249 4 PEAK 3 5700.98 55.91 105.47 -49.56 44.80 35.02 8.59 32.50 249 4 PEAK 4 5720.05 58.49 110.91 -52.42 47.30 35.03 8.66 32.50 249 4 PEAK	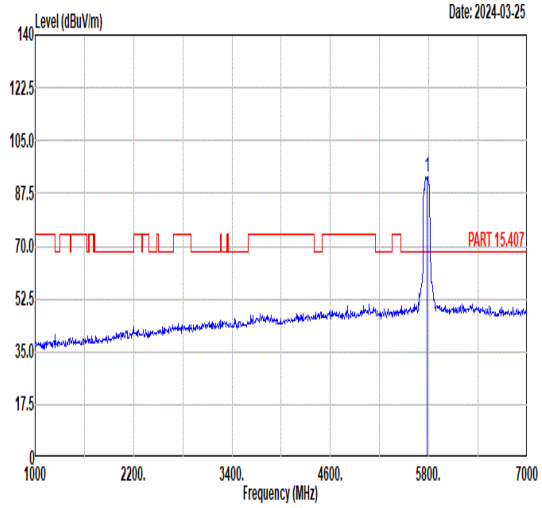 Freq Level Limit Line Margin Read Level Ant Factor Cable Loss Preamp Factor APos TPos Remark MHz dBuV/m dBuV/m dB dBuV dB/m dB dB cm deg 1 5775.00 93.14 ------ ------ 81.66 35.07 8.91 32.50 249 4 PEAK
Avg	Blank	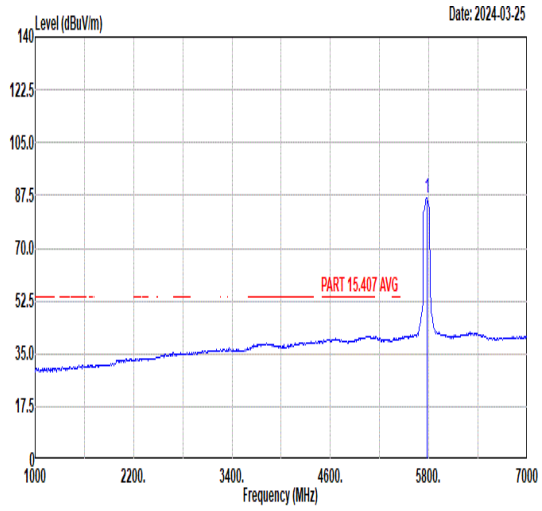 Freq Level Limit Line Margin Read Level Ant Factor Cable Loss Preamp Factor APos TPos Remark MHz dBuV/m dBuV/m dB dBuV dB/m dB dB cm deg 1 5775.00 86.70 ------ ------ 75.30 35.06 8.84 32.50 249 4 AVERAGE

Mode	37	
	Band Edge - R	
	U-NII-3_5.725-5.85_802.11ac VHT80_CH155_5775MHz	
ANT	7	
Pol.	Horizontal	Fundamental
Peak	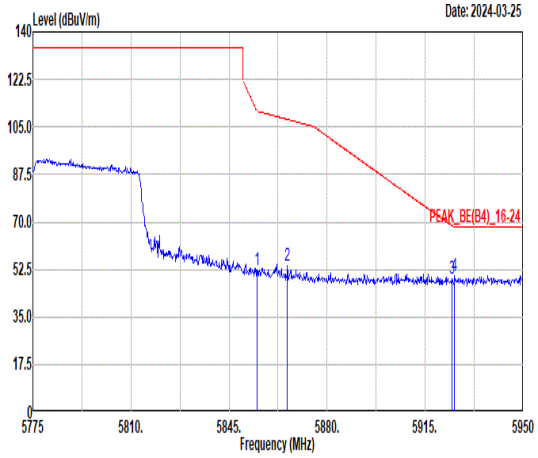 Freq Level Limit Line Margin Read Level Ant Factor Cable Loss Preamp Factor APos TPos Remark MHz dBuV/m dBuV/m dB dBuV dB/m dB dB cm deg 1 5854.98 52.52 110.86 -58.34 41.04 35.11 8.87 32.50 249 4 PEAK 2 5865.83 54.05 107.77 -53.72 42.57 35.12 8.86 32.50 249 4 PEAK 3 5924.45 49.00 68.61 -19.61 37.55 35.16 8.79 32.50 249 4 PEAK 4 5925.50 50.33 68.30 -17.97 38.88 35.16 8.79 32.50 249 4 PEAK	Blank

Mode	37	
	Band Edge - L	
	U-NII-3_5.725-5.85_802.11ac VHT80_CH155_5775MHz	
ANT	7	
Pol.	Vertical	Fundamental
Peak	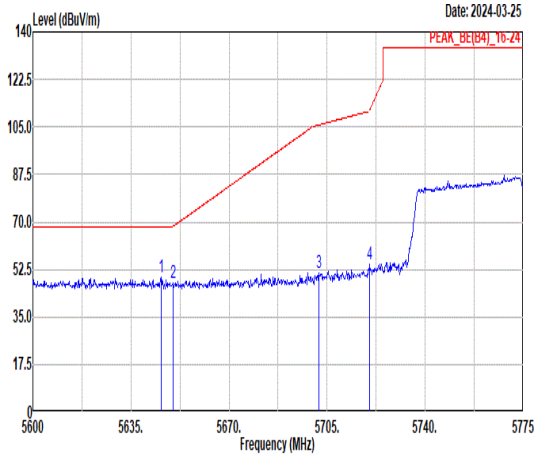 Freq Level Limit Line Margin Read Level Ant Factor Cable Loss Preamp Factor APos TPos Remark MHz dBuV/m dBuV/m dB dBuV dB/m dB dB cm deg 1 5645.68 49.49 68.30 -18.81 38.62 34.99 8.38 32.50 338 188 PEAK 2 5650.05 47.50 68.34 -20.84 36.61 34.99 8.40 32.50 338 188 PEAK 3 5702.03 51.18 105.77 -54.59 40.07 35.02 8.59 32.50 338 188 PEAK 4 5720.23 54.66 111.31 -56.65 43.47 35.03 8.66 32.50 338 188 PEAK	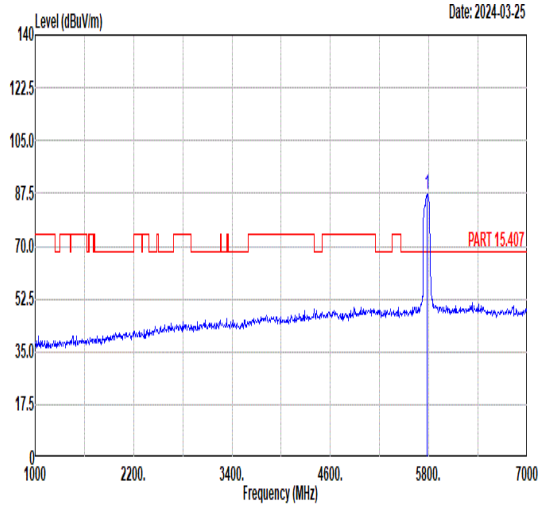 Freq Level Limit Line Margin Read Level Ant Factor Cable Loss Preamp Factor APos TPos Remark MHz dBuV/m dBuV/m dB dBuV dB/m dB dB cm deg 1 5775.00 87.33 ------ ------ 75.88 35.07 8.88 32.50 338 188 PEAK
Avg	Blank	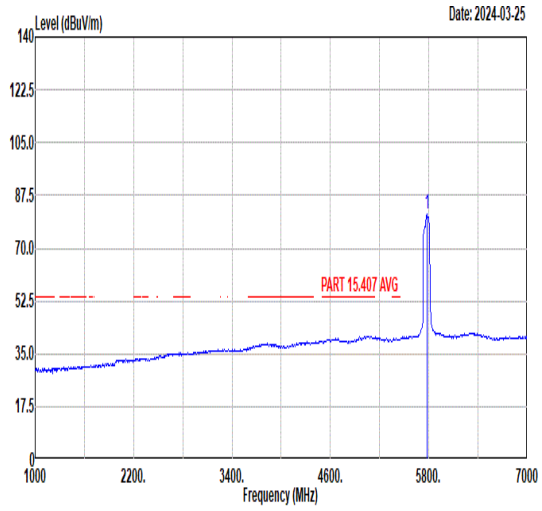 Freq Level Limit Line Margin Read Level Ant Factor Cable Loss Preamp Factor APos TPos Remark MHz dBuV/m dBuV/m dB dBuV dB/m dB dB cm deg 1 5775.00 81.53 ------ ------ 70.08 35.07 8.88 32.50 338 188 AVERAGE

Mode	37	
	Band Edge - R	
	U-NII-3_5.725-5.85_802.11ac VHT80_CH155_5775MHz	
ANT	7	
Pol.	Vertical	Fundamental
Peak	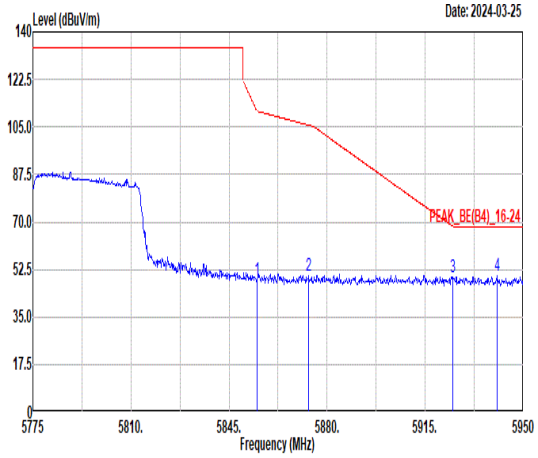 Freq Level Limit Line Margin Read Level Ant Factor Cable Loss Preamp Factor APos TPos Remark MHz dBuV/m dBuV/m dB dBuV dB/m dB dB cm deg 1 5854.98 48.54 110.86 -62.32 37.06 35.11 8.87 32.50 338 188 PEAK 2 5873.53 50.12 105.61 -55.49 38.65 35.12 8.85 32.50 338 188 PEAK 3 5924.98 49.43 68.22 -18.79 37.98 35.16 8.79 32.50 338 188 PEAK 4 5940.55 50.19 68.30 -18.11 38.75 35.17 8.77 32.50 338 188 PEAK	Blank

Mode	38	
	Harmonic	
	U-NII-2C_5.47-5.725_802.11a_CH144_5720MHz	
ANT	7	
Pol.	Horizontal	Vertical
Peak Avg	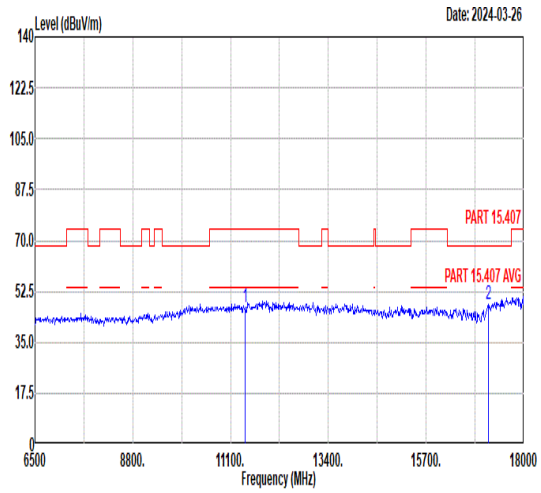 Freq Level Limit Line Margin Read Level Ant Factor Cable Loss Preamp Factor APos TPos Remark MHz dBuV/m dBuV/m dB dBuV dB/m dB dB cm deg 1 11440.00 47.17 74.00 -26.83 55.79 37.77 11.42 57.81 -- -- Peak 2 17160.00 47.83 68.30 -20.47 52.58 40.16 13.16 58.07 -- -- Peak	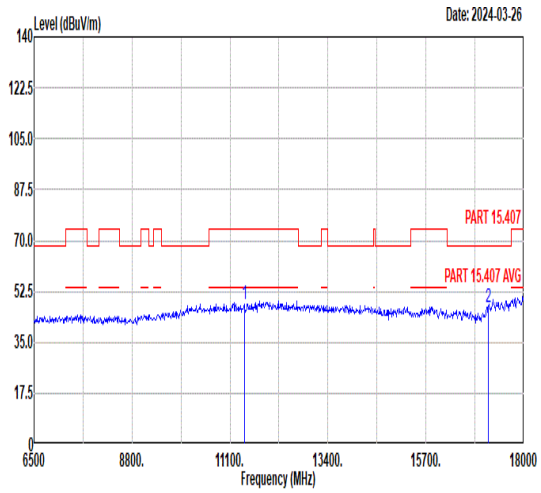 Freq Level Limit Line Margin Read Level Ant Factor Cable Loss Preamp Factor APos TPos Remark MHz dBuV/m dBuV/m dB dBuV dB/m dB dB cm deg 1 11440.00 48.03 74.00 -25.97 56.65 37.77 11.42 57.81 -- -- Peak 2 17160.00 47.02 68.30 -21.28 51.77 40.16 13.16 58.07 -- -- Peak

Mode	39	
	Band Edge	
	U-NII-2C_5.47-5.725_802.11n HT20_CH144_5720MHz	
ANT	7	
Pol.	Horizontal	Fundamental
Peak	Blank	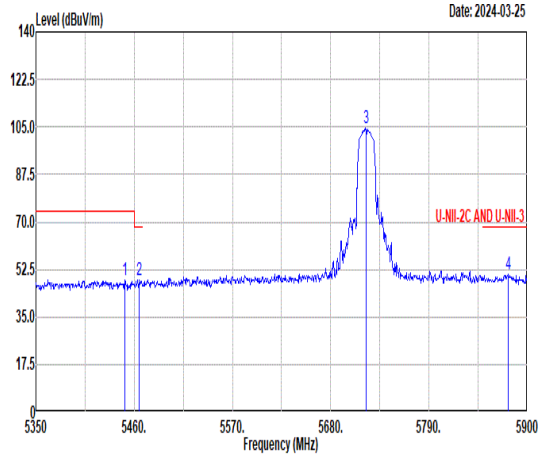 Freq Level Limit Line Margin Read Level Ant Factor Cable Loss Preamp Factor APos TPos Remark MHz dBuV/m dBuV/m dB dBuV dB/m dB dB cm deg 1 5449.55 48.58 74.00 -25.42 37.82 34.86 8.42 32.52 248 360 Peak 2 5465.50 48.71 68.30 -19.59 37.95 34.87 8.40 32.51 248 360 Peak 3 5720.00 104.49 ------ ------ 93.30 35.03 8.66 32.50 248 360 Peak 4 5878.55 50.54 68.30 -17.76 39.07 35.13 8.84 32.50 248 360 Peak
Avg	Blank	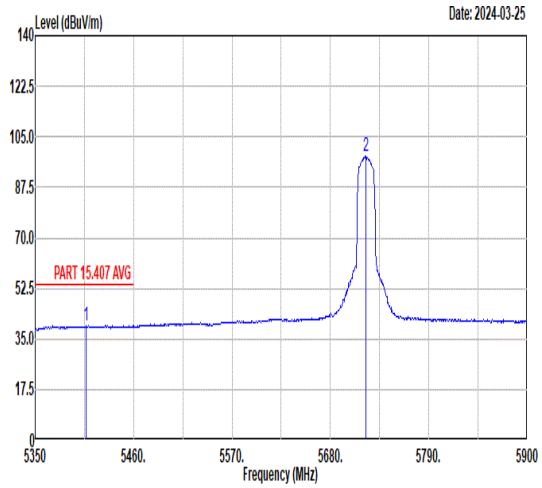 Freq Level Limit Line Margin Read Level Ant Factor Cable Loss Preamp Factor APos TPos Remark MHz dBuV/m dBuV/m dB dBuV dB/m dB dB cm deg 1 5407.20 39.55 54.00 -14.45 28.78 34.82 8.48 32.53 248 360 Average 2 5720.00 98.15 ------ ------ 86.96 35.03 8.66 32.50 248 360 Average

Mode	39	
	Band Edge	
	U-NII-2C_5.47-5.725_802.11n HT20_CH144_5720MHz	
ANT	7	
Pol.	Vertical	Fundamental
Peak	Blank	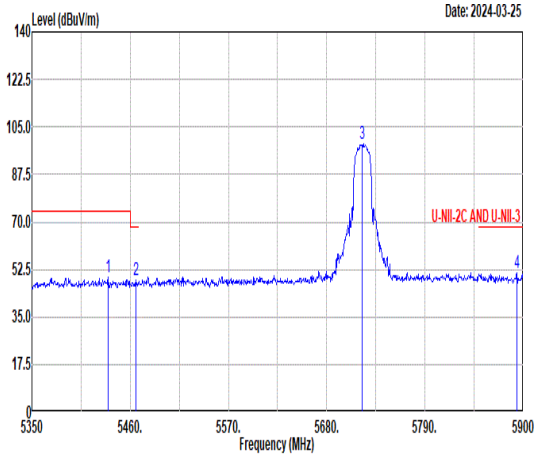 Freq Level Limit Line Margin Read Level Ant Factor Cable Loss Preamp Factor APos TPos Remark MHz dBuV/m dBuV/m dB dBuV dB/m dB dB cm deg 1 5435.25 49.75 74.00 -24.25 38.98 34.85 8.44 32.52 167 351 Peak 2 5466.05 48.50 68.30 -19.80 37.74 34.87 8.40 32.51 167 351 Peak 3 5720.00 98.96 ------ ------ 87.77 35.03 8.66 32.50 167 351 Peak 4 5892.85 51.46 68.30 -16.84 39.99 35.14 8.83 32.50 167 351 Peak
Avg	Blank	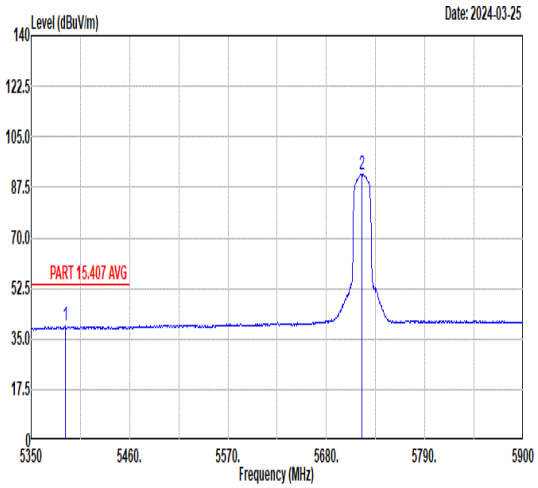 Freq Level Limit Line Margin Read Level Ant Factor Cable Loss Preamp Factor APos TPos Remark MHz dBuV/m dBuV/m dB dBuV dB/m dB dB cm deg 1 5388.50 39.41 54.00 -14.59 28.71 34.81 8.43 32.54 167 351 Average 2 5720.00 92.07 ------ ------ 80.88 35.03 8.66 32.50 167 351 Average

Mode	39	
	Harmonic	
	U-NII-2C_5.47-5.725_802.11n HT20_CH144_5720MHz	
ANT	7	
Pol.	Horizontal	Vertical
Peak Avg	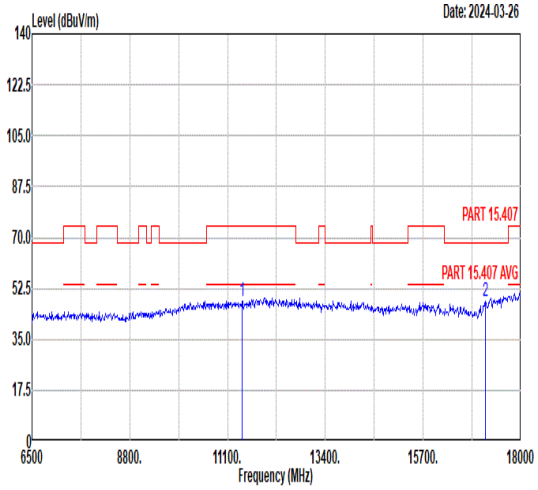 Freq Level Limit Line Margin Read Level Ant Factor Cable Loss Preamp Factor APos TPos Remark MHz dBuV/m dBuV/m dB dBuV dB/m dB dB cm deg 1 11440.00 48.15 74.00 -25.85 56.77 37.77 11.42 57.81 -- -- Peak 2 17160.00 48.21 68.30 -20.09 52.96 40.16 13.16 58.07 -- -- Peak	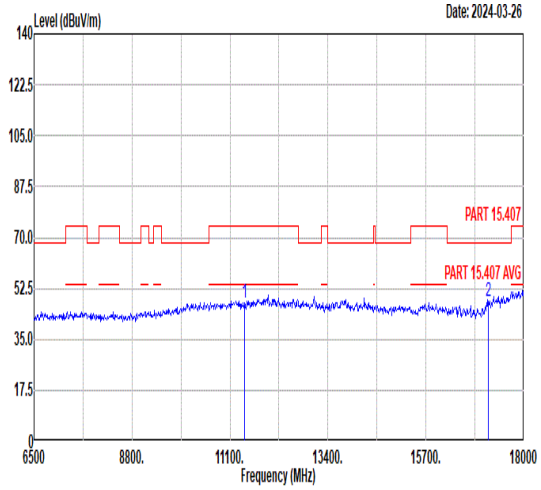 Freq Level Limit Line Margin Read Level Ant Factor Cable Loss Preamp Factor APos TPos Remark MHz dBuV/m dBuV/m dB dBuV dB/m dB dB cm deg 1 11440.00 47.67 74.00 -26.33 56.29 37.77 11.42 57.81 -- -- Peak 2 17160.00 48.00 68.30 -20.30 52.75 40.16 13.16 58.07 -- -- Peak

Mode	40	
	Band Edge	
	U-NII-2C_5.47-5.725_802.11n HT40_CH142_5710MHz	
ANT	7	
Pol.	Horizontal	Fundamental
Peak	Blank	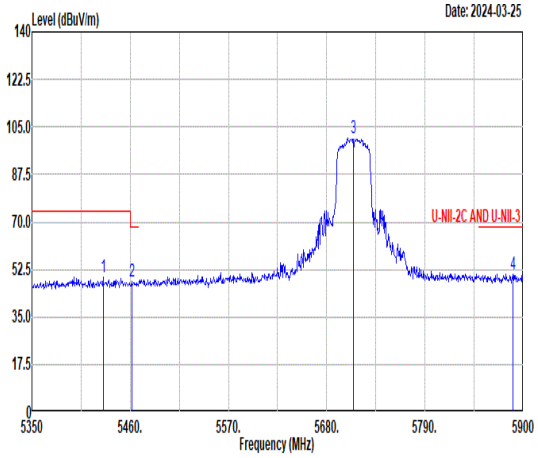 Freq Level Limit Line Margin Read Level Ant Factor Cable Loss Preamp Factor APos TPos Remark MHz dBuV/m dBuV/m dB dBuV dB/m dB dB cm deg 1 5429.75 49.54 74.00 -24.46 38.77 34.84 8.45 32.52 250 360 Peak 2 5461.65 48.14 68.30 -20.16 37.37 34.87 8.41 32.51 250 360 Peak 3 5710.00 100.91 ------ ------ 89.77 35.02 8.62 32.50 250 360 Peak 4 5888.45 50.89 68.30 -17.41 39.43 35.13 8.83 32.50 250 360 Peak
Avg	Blank	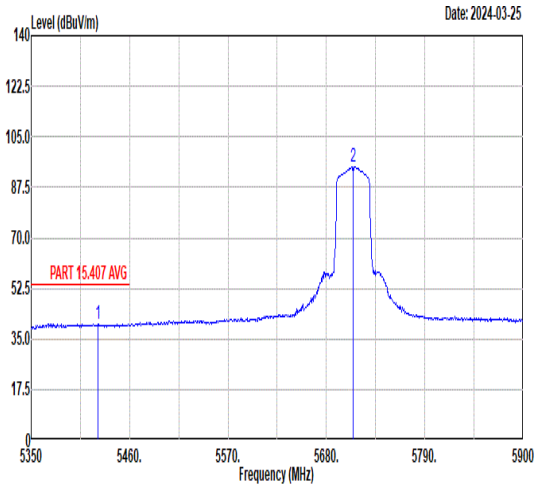 Freq Level Limit Line Margin Read Level Ant Factor Cable Loss Preamp Factor APos TPos Remark MHz dBuV/m dBuV/m dB dBuV dB/m dB dB cm deg 1 5424.80 40.16 54.00 -13.84 29.39 34.84 8.46 32.53 250 360 Average 2 5710.00 94.46 ------ ------ 83.32 35.02 8.62 32.50 250 360 Average

Mode	40	
	Band Edge	
	U-NII-2C_5.47-5.725_802.11n HT40_CH142_5710MHz	
ANT	7	
Pol.	Vertical	Fundamental
Peak	Blank	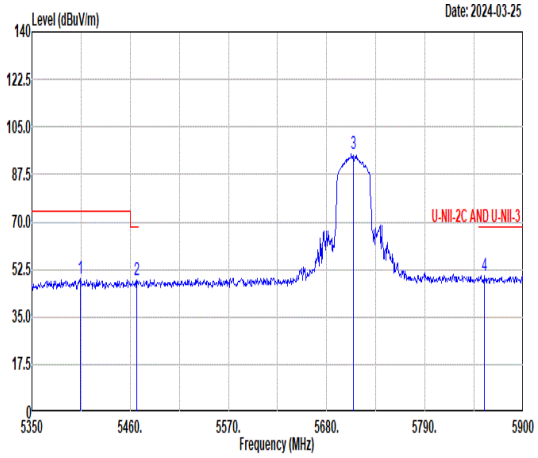 Freq Level Limit Line Margin Read Level Ant Factor Cable Loss Preamp Factor APos TPos Remark MHz dBuV/m dBuV/m dB dBuV dB/m dB dB cm deg 1 5403.90 48.88 74.00 -25.12 38.12 34.82 8.47 32.53 175 339 Peak 2 5467.15 48.38 68.30 -19.92 37.62 34.87 8.40 32.51 175 339 Peak 3 5710.00 95.34 ------ ------ 84.20 35.02 8.62 32.50 175 339 Peak 4 5856.55 50.39 68.30 -17.91 38.91 35.11 8.87 32.50 175 339 Peak
Avg	Blank	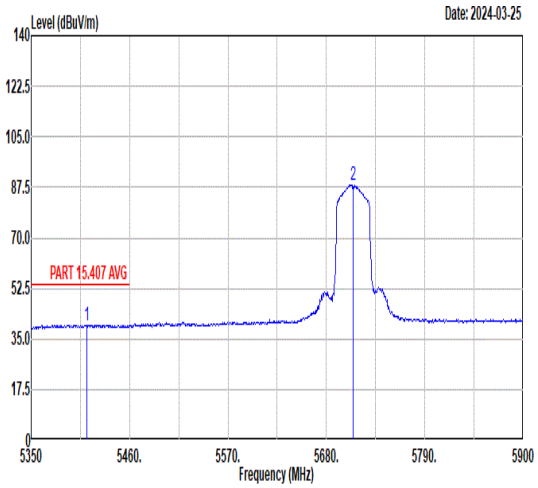 Freq Level Limit Line Margin Read Level Ant Factor Cable Loss Preamp Factor APos TPos Remark MHz dBuV/m dBuV/m dB dBuV dB/m dB dB cm deg 1 5412.15 39.88 54.00 -14.12 29.11 34.83 8.47 32.53 175 339 Average 2 5710.00 88.39 ------ ------ 77.25 35.02 8.62 32.50 175 339 Average

Mode	41	
	Band Edge	
	U-NII-2C_5.47-5.725_802.11ac VHT80_CH138_5690MHz	
ANT	7	
Pol.	Horizontal	Fundamental
Peak	Blank	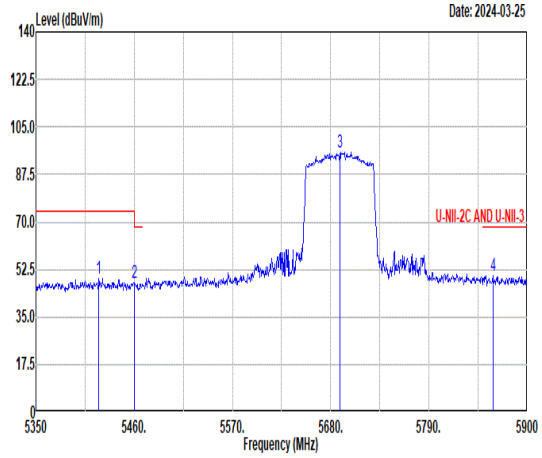 Freq Level Limit Line Margin Read Level Ant Factor Cable Loss Preamp Factor APos TPos Remark MHz dBuV/m dBuV/m dB dBuV dB/m dB dB cm deg 1 5420.40 49.18 74.00 -24.82 38.42 34.83 8.46 32.53 251 360 Peak 2 5460.00 47.76 68.30 -20.54 37.00 34.86 8.41 32.51 251 360 Peak 3 5690.00 95.74 ------ ------ 84.69 35.01 8.54 32.50 251 360 Peak 4 5861.50 50.39 68.30 -17.91 38.91 35.12 8.86 32.50 251 360 Peak
Avg	Blank	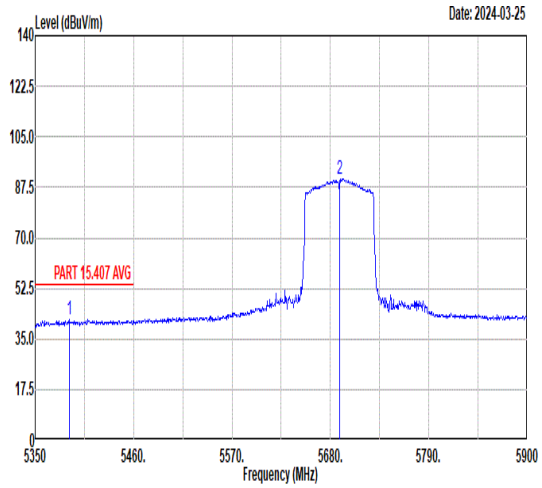 Freq Level Limit Line Margin Read Level Ant Factor Cable Loss Preamp Factor APos TPos Remark MHz dBuV/m dBuV/m dB dBuV dB/m dB dB cm deg 1 5387.95 41.63 54.00 -12.37 30.93 34.81 8.43 32.54 251 360 Average 2 5690.00 90.21 ------ ------ 79.16 35.01 8.54 32.50 251 360 Average

Mode	41	
	Band Edge	
	U-NII-2C_5.47-5.725_802.11ac VHT80_CH138_5690MHz	
ANT	7	
Pol.	Vertical	Fundamental
Peak	Blank	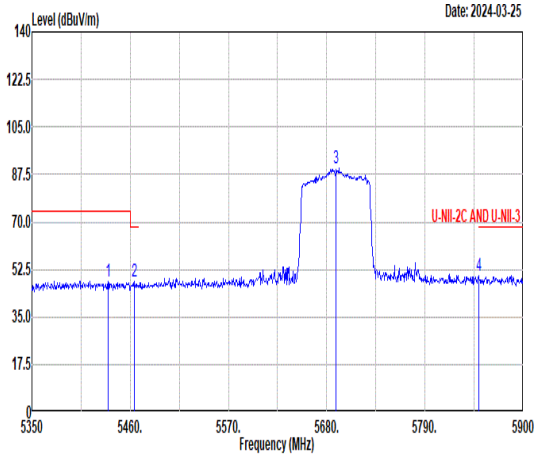 Freq Level Limit Line Margin Read Level Ant Factor Cable Loss Preamp Factor APos TPos Remark MHz dBuV/m dBuV/m dB dBuV dB/m dB dB cm deg 1 5435.25 48.23 74.00 -25.77 37.46 34.85 8.44 32.52 165 339 Peak 2 5464.40 48.29 68.30 -20.01 37.53 34.87 8.40 32.51 165 339 Peak 3 5690.00 89.76 ------ ------ 78.71 35.01 8.54 32.50 165 339 Peak 4 5850.00 49.99 68.30 -18.31 38.50 35.11 8.88 32.50 165 339 Peak
Avg	Blank	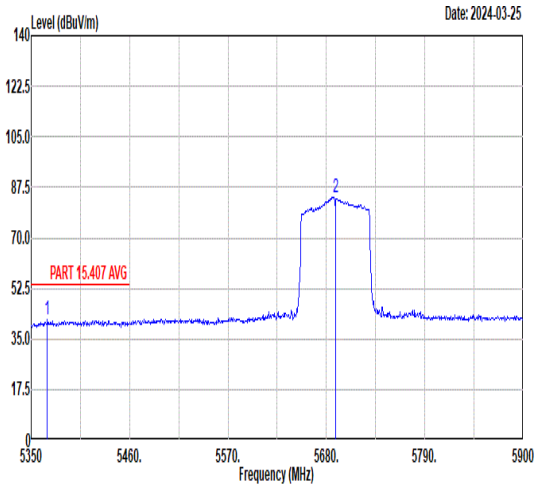 Freq Level Limit Line Margin Read Level Ant Factor Cable Loss Preamp Factor APos TPos Remark MHz dBuV/m dBuV/m dB dBuV dB/m dB dB cm deg 1 5368.15 41.48 54.00 -12.52 30.86 34.79 8.38 32.55 165 339 Average 2 5690.00 84.19 ------ ------ 73.14 35.01 8.54 32.50 165 339 Average

Mode	42	
	LF	
	U-NII-2C_5.47-5.725_802.11n HT20_LF	
ANT	7	
Pol.	Horizontal	Vertical
QP/ Peak	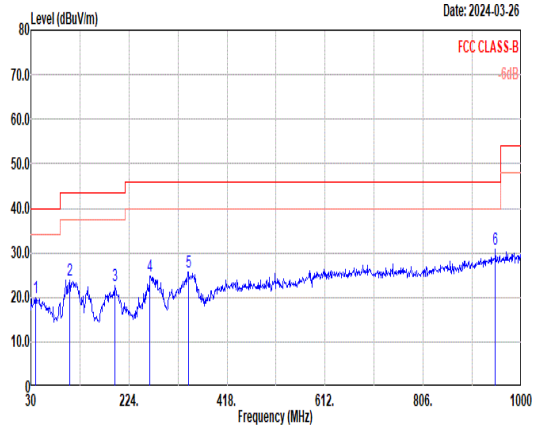	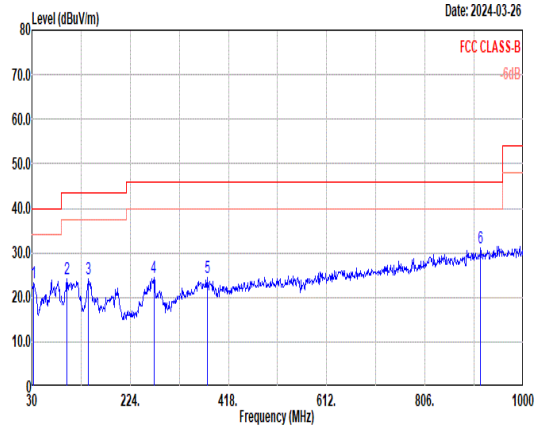

	Freq	Level	Limit Line	Margin	Read Level	Ant Factor	Cable Loss	Preamp Factor	APos	TPos	Remark
	MHz	dBuV/m	dBuV/m	dB	dBuV	dB/m	dB	dB	cm	deg	
1	38.73	19.99	40.00	-20.01	35.11	19.16	0.62	34.90	--	--	Peak
2	106.63	23.83	43.50	-19.67	42.08	15.45	1.09	34.79	--	--	Peak
3	196.84	22.68	43.50	-20.82	39.74	16.17	1.47	34.70	--	--	Peak
4	265.71	24.74	46.00	-21.26	39.66	18.06	1.69	34.67	--	--	Peak
5	341.37	25.56	46.00	-20.44	38.21	20.03	1.92	34.60	--	--	Peak
6	948.59	30.76	46.00	-15.24	32.06	29.74	3.26	34.30	--	--	Peak

	Freq	Level	Limit Line	Margin	Read Level	Ant Factor	Cable Loss	Preamp Factor	APos	TPos	Remark
	MHz	dBuV/m	dBuV/m	dB	dBuV	dB/m	dB	dB	cm	deg	
1	33.88	23.33	40.00	-16.67	39.17	18.46	0.57	34.87	--	--	Peak
2	98.87	24.23	43.50	-19.27	43.21	14.78	1.04	34.80	--	--	Peak
3	141.55	24.26	43.50	-19.24	39.46	18.27	1.25	34.72	--	--	Peak
4	270.56	24.32	46.00	-21.68	39.06	18.21	1.71	34.66	--	--	Peak
5	376.29	24.57	46.00	-21.43	36.24	20.85	2.03	34.55	--	--	Peak
6	915.61	31.04	46.00	-14.96	33.18	28.98	3.18	34.30	--	--	Peak

Mode	43	
	LF	
	U-NII-3_5.725-5.85_802.11n HT20_LF	
ANT	7	
Pol.	Horizontal	Vertical
QP/ Peak	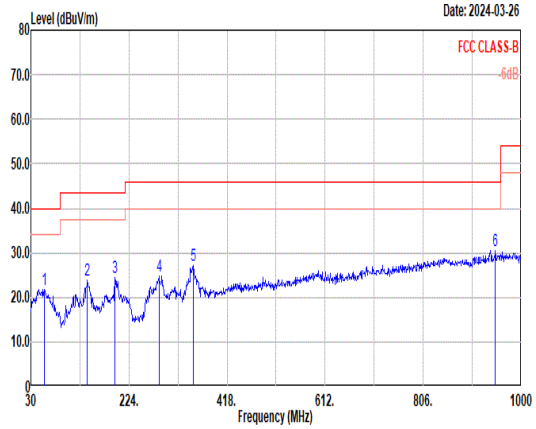 Freq Level Limit Line Margin Read Level Ant Factor Cable Loss Preamp Factor APos TPos Remark MHz dBuV/m dBuV/m dB dBuV dB/m dB dB cm deg 1 56.19 21.81 40.00 -18.19 36.69 19.26 0.76 34.90 -- -- Peak 2 141.55 23.73 43.50 -19.77 38.93 18.27 1.25 34.72 -- -- Peak 3 196.84 24.43 43.50 -19.07 41.49 16.17 1.47 34.70 -- -- Peak 4 283.17 24.79 46.00 -21.21 39.07 18.60 1.75 34.63 -- -- Peak 5 351.07 27.19 46.00 -18.81 39.61 20.24 1.94 34.60 -- -- Peak 6 948.59 30.61 46.00 -15.39 31.91 29.74 3.26 34.30 -- -- Peak	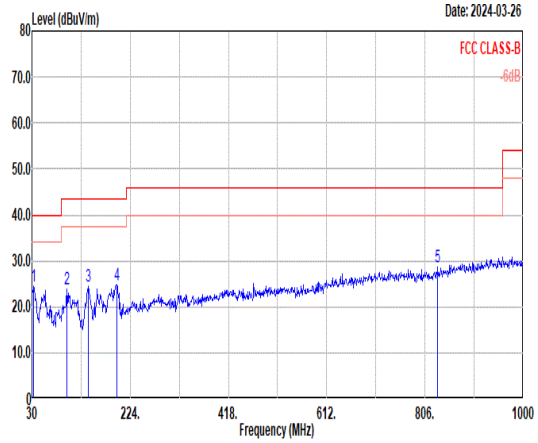 Freq Level Limit Line Margin Read Level Ant Factor Cable Loss Preamp Factor APos TPos Remark MHz dBuV/m dBuV/m dB dBuV dB/m dB dB cm deg 1 33.88 24.40 40.00 -15.60 40.24 18.46 0.57 34.87 -- -- Peak 2 98.87 23.70 43.50 -19.80 42.68 14.78 1.04 34.80 -- -- Peak 3 141.55 24.57 43.50 -18.93 39.77 18.27 1.25 34.72 -- -- Peak 4 197.81 24.71 43.50 -18.79 41.83 16.11 1.47 34.70 -- -- Peak 5 831.22 28.64 46.00 -17.36 31.43 28.44 3.07 34.30 -- -- Peak

Mode	44	
	Band Edge	
	U-NII-2C_5.47-5.725_802.11n HT20_CH140_5700MHz& LTE Band 48Link	
ANT	7	
Pol.	Horizontal	Fundamental
Peak	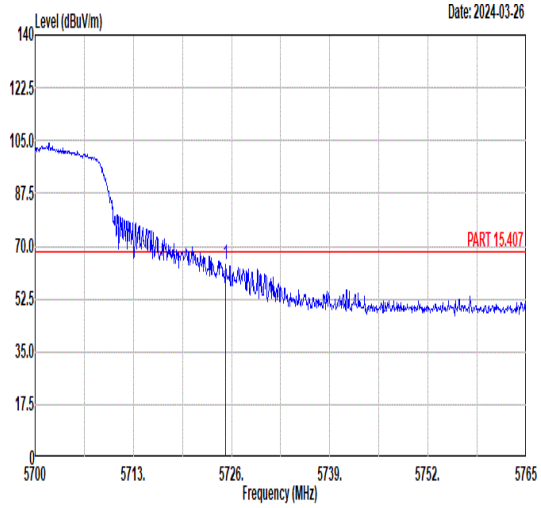 Freq Level Limit Line Margin Read Level Ant Factor Cable Loss Preamp Factor APos TPos Remark MHz dBuV/m dBuV/m dB dBuV dB/m dB dB cm deg 1 5725.22 64.03 68.30 -4.27 52.83 35.03 8.67 32.50 123 360 PEAK	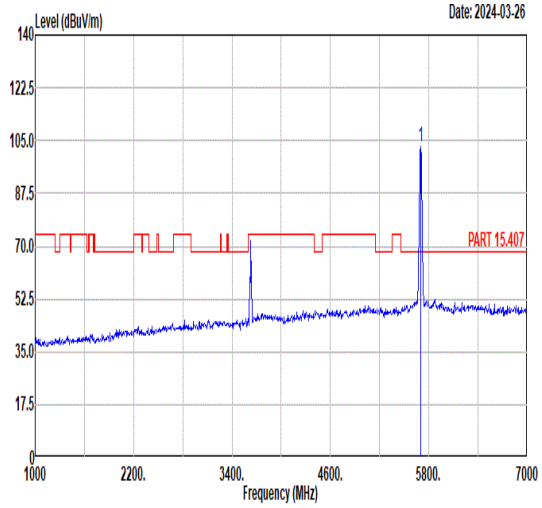 Freq Level Limit Line Margin Read Level Ant Factor Cable Loss Preamp Factor APos TPos Remark MHz dBuV/m dBuV/m dB dBuV dB/m dB dB cm deg 1 5700.00 103.13 ------ ------ 92.01 35.02 8.60 32.50 123 360 PEAK
Avg	Blank	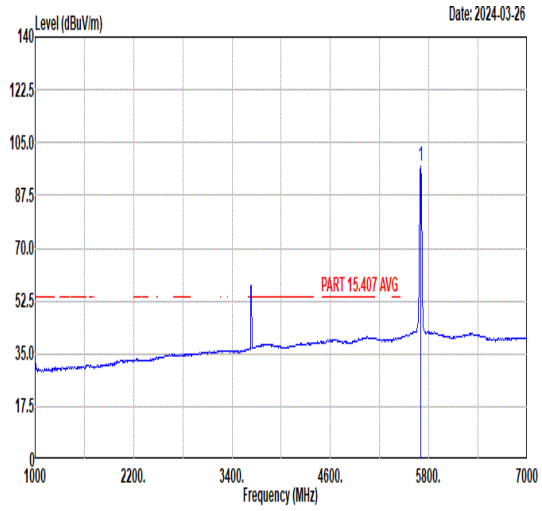 Freq Level Limit Line Margin Read Level Ant Factor Cable Loss Preamp Factor APos TPos Remark MHz dBuV/m dBuV/m dB dBuV dB/m dB dB cm deg 1 5700.00 96.96 ------ ------ 85.87 35.02 8.57 32.50 123 360 AVERAGE

Mode	44	
	Band Edge	
	U-NII-2C_5.47-5.725_802.11n HT20_CH140_5700MHz& LTE Band 48Link	
ANT	7	
Pol.	Vertical	Fundamental
Peak	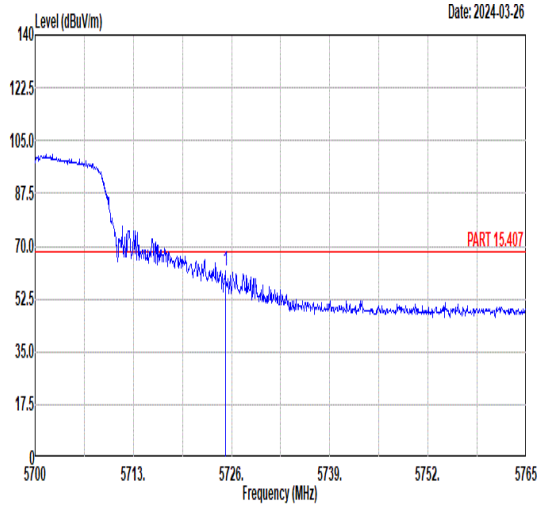 Freq Level Limit Line Margin Read Level Ant Factor Cable Loss Preamp Factor APos TPos Remark MHz dBuV/m dBuV/m dB dBuV dB/m dB dB cm deg 1 5725.16 61.75 68.30 -6.55 50.55 35.03 8.67 32.50 325 79 PEAK	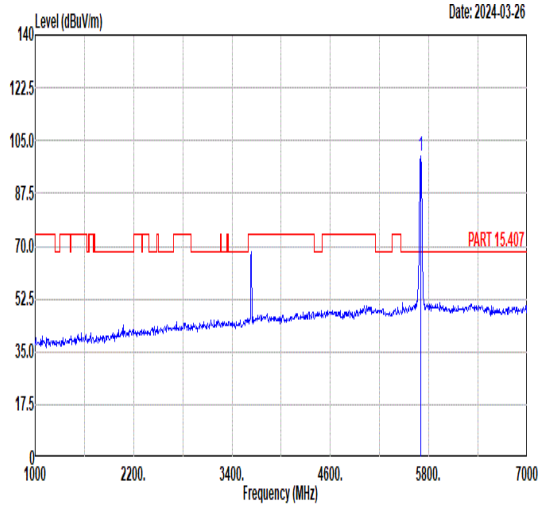 Freq Level Limit Line Margin Read Level Ant Factor Cable Loss Preamp Factor APos TPos Remark MHz dBuV/m dBuV/m dB dBuV dB/m dB dB cm deg 1 5700.00 99.83 ------ ------ 88.71 35.02 8.60 32.50 325 79 PEAK
Avg	Blank	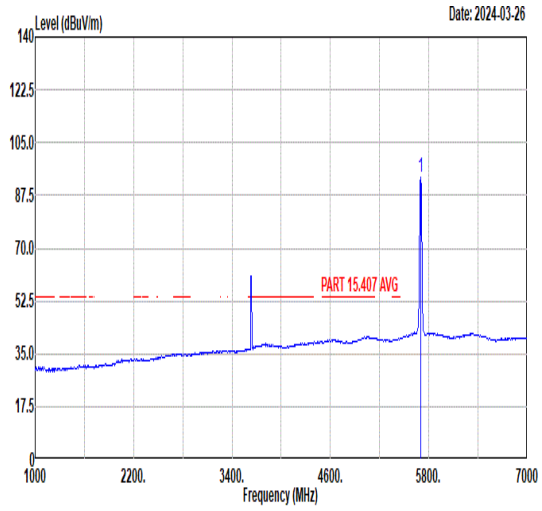 Freq Level Limit Line Margin Read Level Ant Factor Cable Loss Preamp Factor APos TPos Remark MHz dBuV/m dBuV/m dB dBuV dB/m dB dB cm deg 1 5700.00 93.73 ------ ------ 82.64 35.02 8.57 32.50 325 79 AVERAGE

Mode	44	
	Harmonic	
	U-NII-2C_5.47-5.725_802.11n HT20_CH140_5700MHz& LTE Band 48Link	
ANT	7	
Pol.	Horizontal	Vertical
Peak Avg	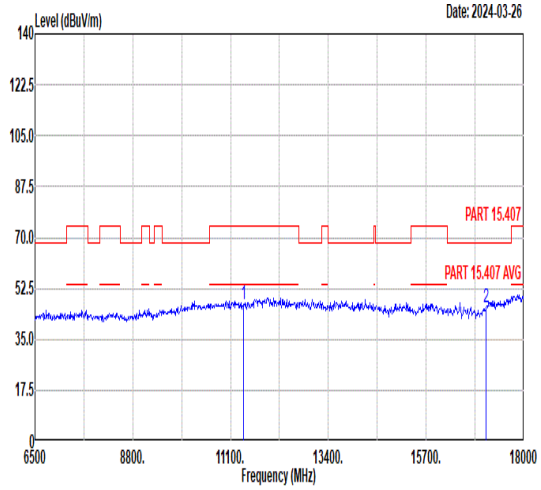 Freq Level Limit Line Margin Read Level Ant Factor Cable Loss Preamp Factor APos TPos Remark MHz dBuV/m dBuV/m dB dBuV dB/m dB dB cm deg 1 11400.00 47.15 74.00 -26.85 55.84 37.76 11.41 57.86 -- -- Peak 2 17100.00 45.91 68.30 -22.39 50.87 40.06 13.14 58.16 -- -- Peak	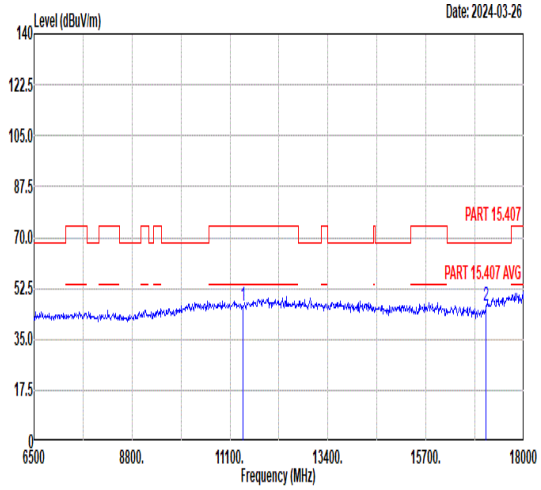 Freq Level Limit Line Margin Read Level Ant Factor Cable Loss Preamp Factor APos TPos Remark MHz dBuV/m dBuV/m dB dBuV dB/m dB dB cm deg 1 11400.00 46.36 74.00 -27.64 55.05 37.76 11.41 57.86 -- -- Peak 2 17100.00 46.49 68.30 -21.81 51.45 40.06 13.14 58.16 -- -- Peak

Note: For all plots above, the over limit line signals are Fundamental signal which can be ignored.

Appendix D. Duty Cycle Plots

Band	Duty Cycle(%)	T(ms)	1/T(kHz)	VBW Setting
802.11a	97.56	1.392	0.718	1kHz
802.11n HT20	97.40	1.304	0.767	1kHz
802.11n HT40	94.92	0.649	1.541	3kHz
802.11ac VHT80	90.32	0.324	3.086	10kHz

802.11a

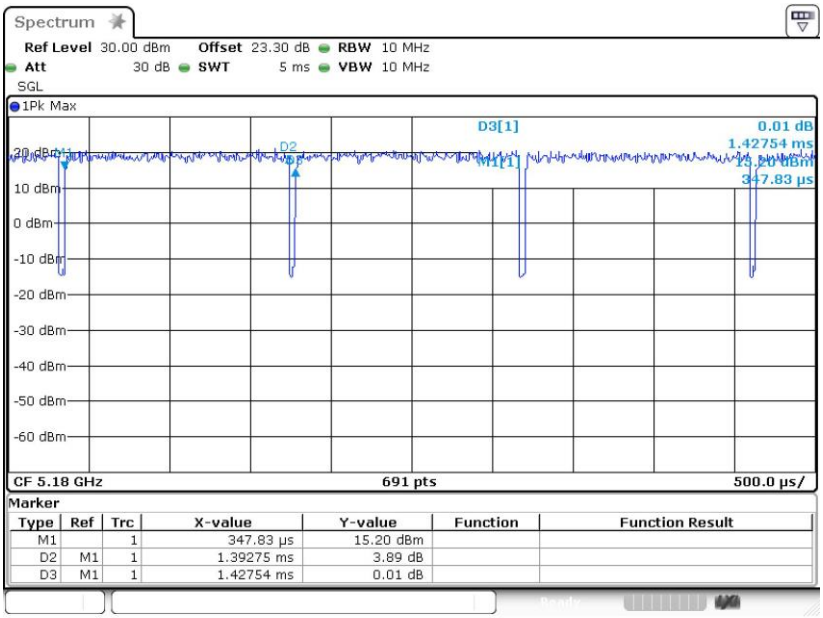

802.11n HT20

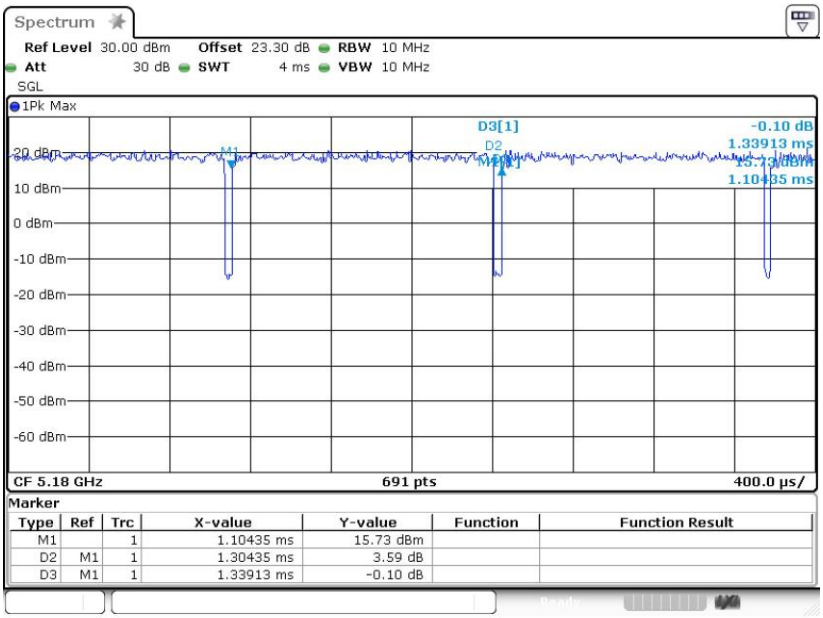

802.11n HT40

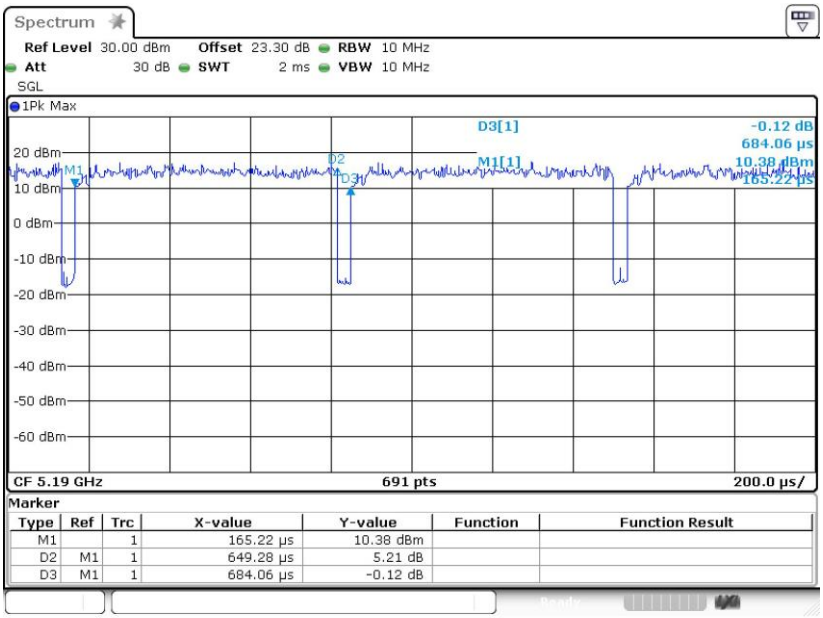
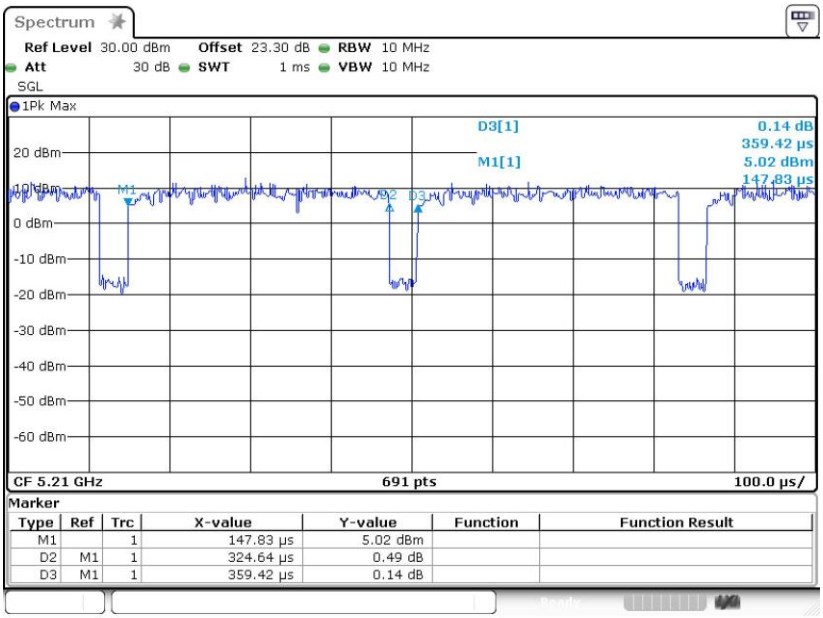
802.11ac VHT80