1. Effective (Isotropic) Radiated Power Output Data

1.1 Test Result

1.1.1 30_S_10M_NTNV_EIRP

5G NR n38 SCS=30kHz SISO 10MHz NTNV										
Modulation	Frequency (MHz)	RB Allocation	Conducted Power(dBm)			EIRP(dBm)				Verdict
			Ant4	Ant2	Sum	Ant4	Ant2	Sum	Limit	
DFT-s-OFDM PI/2 BPSK	2575	Edge_1RB_Left	22.79	/	/	22.19	/	/	<=33.01	Pass
		Edge_1RB_Right	22.74	/	/	22.14	/	/	<=33.01	Pass
		Outer_Full	22.94	/	/	22.34	/	/	<=33.01	Pass
		Inner_Full	23.34	/	/	22.74	/	/	<=33.01	Pass
		Inner_1RB_Left	23.30	/	/	22.70	/	/	<=33.01	Pass
		Inner_1RB_Right	23.27	/	/	22.67	/	/	<=33.01	Pass
	2595	Edge_1RB_Left	22.67	/	/	22.07	/	/	<=33.01	Pass
		Edge_1RB_Right	22.69	/	/	22.09	/	/	<=33.01	Pass
		Outer_Full	22.76	/	/	22.16	/	/	<=33.01	Pass
		Inner_Full	23.29	/	/	22.69	/	/	<=33.01	Pass
		Inner_1RB_Left	23.19	/	/	22.59	/	/	<=33.01	Pass
		Inner_1RB_Right	23.21	/	/	22.61	/	/	<=33.01	Pass
	2615	Edge_1RB_Left	22.74	/	/	22.14	/	/	<=33.01	Pass
		Edge_1RB_Right	22.65	/	/	22.05	/	/	<=33.01	Pass
		Outer_Full	22.78	/	/	22.18	/	/	<=33.01	Pass
		Inner_Full	23.31	/	/	22.71	/	/	<=33.01	Pass
		Inner_1RB_Left	23.28	/	/	22.68	/	/	<=33.01	Pass
		Inner_1RB_Right	23.24	/	/	22.64	/	/	<=33.01	Pass
DFT-s-OFDM QPSK	2575	Edge_1RB_Left	22.25	/	/	21.65	/	/	<=33.01	Pass
		Edge_1RB_Right	22.21	/	/	21.61	/	/	<=33.01	Pass
		Outer_Full	22.30	/	/	21.70	/	/	<=33.01	Pass
		Inner_Full	23.36	/	/	22.76	/	/	<=33.01	Pass
		Inner_1RB_Left	23.25	/	/	22.65	/	/	<=33.01	Pass
		Inner_1RB_Right	23.29	/	/	22.69	/	/	<=33.01	Pass
	2595	Edge_1RB_Left	22.21	/	/	21.61	/	/	<=33.01	Pass
		Edge_1RB_Right	22.18	/	/	21.58	/	/	<=33.01	Pass
		Outer_Full	22.28	/	/	21.68	/	/	<=33.01	Pass
		Inner_Full	23.24	/	/	22.64	/	/	<=33.01	Pass
		Inner_1RB_Left	23.13	/	/	22.53	/	/	<=33.01	Pass
		Inner_1RB_Right	23.22	/	/	22.62	/	/	<=33.01	Pass
	2615	Edge_1RB_Left	22.20	/	/	21.60	/	/	<=33.01	Pass
		Edge_1RB_Right	22.13	/	/	21.53	/	/	<=33.01	Pass
		Outer_Full	22.25	/	/	21.65	/	/	<=33.01	Pass
		Inner_Full	23.25	/	/	22.65	/	/	<=33.01	Pass
		Inner_1RB_Left	23.27	/	/	22.67	/	/	<=33.01	Pass
		Inner_1RB_Right	23.19	/	/	22.59	/	/	<=33.01	Pass
DFT-s-OFDM 16 QAM	2575	Edge_1RB_Left	21.23	/	/	20.63	/	/	<=33.01	Pass
		Edge_1RB_Right	21.22	/	/	20.62	/	/	<=33.01	Pass
		Outer_Full	21.46	/	/	20.86	/	/	<=33.01	Pass
		Inner_Full	22.37	/	/	21.77	/	/	<=33.01	Pass
		Inner_1RB_Left	22.33	/	/	21.73	/	/	<=33.01	Pass
		Inner_1RB_Right	22.26	/	/	21.66	/	/	<=33.01	Pass
	2595	Edge_1RB_Left	21.11	/	/	20.51	/	/	<=33.01	Pass
		Edge_1RB_Right	21.11	/	/	20.51	/	/	<=33.01	Pass
		Outer_Full	21.33	/	/	20.73	/	/	<=33.01	Pass
		Inner_Full	22.25	/	/	21.65	/	/	<=33.01	Pass
		Inner_1RB_Left	22.16	/	/	21.56	/	/	<=33.01	Pass
		Inner_1RB_Right	22.13	/	/	21.53	/	/	<=33.01	Pass
	2615	Edge_1RB_Left	21.21	/	/	20.61	/	/	<=33.01	Pass

		Edge_1RB_Right	21.18	/	/	20.58	/	/	<=33.01	Pass
		Outer_Full	21.37	/	/	20.77	/	/	<=33.01	Pass
		Inner_Full	22.25	/	/	21.65	/	/	<=33.01	Pass
		Inner_1RB_Left	22.15	/	/	21.55	/	/	<=33.01	Pass
		Inner_1RB_Right	22.18	/	/	21.58	/	/	<=33.01	Pass
DFT-s-OFDM 64 QAM	2575	Edge_1RB_Left	20.78	/	/	20.18	/	/	<=33.01	Pass
		Edge_1RB_Right	20.75	/	/	20.15	/	/	<=33.01	Pass
		Outer_Full	20.87	/	/	20.27	/	/	<=33.01	Pass
		Inner_Full	20.82	/	/	20.22	/	/	<=33.01	Pass
		Inner_1RB_Left	20.85	/	/	20.25	/	/	<=33.01	Pass
		Inner_1RB_Right	20.81	/	/	20.21	/	/	<=33.01	Pass
	2595	Edge_1RB_Left	20.78	/	/	20.18	/	/	<=33.01	Pass
		Edge_1RB_Right	20.78	/	/	20.18	/	/	<=33.01	Pass
		Outer_Full	20.77	/	/	20.17	/	/	<=33.01	Pass
		Inner_Full	20.78	/	/	20.18	/	/	<=33.01	Pass
		Inner_1RB_Left	20.84	/	/	20.24	/	/	<=33.01	Pass
		Inner_1RB_Right	20.76	/	/	20.16	/	/	<=33.01	Pass
	2615	Edge_1RB_Left	20.78	/	/	20.18	/	/	<=33.01	Pass
		Edge_1RB_Right	20.76	/	/	20.16	/	/	<=33.01	Pass
		Outer_Full	20.79	/	/	20.19	/	/	<=33.01	Pass
		Inner_Full	20.80	/	/	20.20	/	/	<=33.01	Pass
		Inner_1RB_Left	20.80	/	/	20.20	/	/	<=33.01	Pass
		Inner_1RB_Right	20.77	/	/	20.17	/	/	<=33.01	Pass
DFT-s-OFDM 256 QAM	2575	Edge_1RB_Left	18.81	/	/	18.21	/	/	<=33.01	Pass
		Edge_1RB_Right	18.77	/	/	18.17	/	/	<=33.01	Pass
		Outer_Full	18.82	/	/	18.22	/	/	<=33.01	Pass
		Inner_Full	18.92	/	/	18.32	/	/	<=33.01	Pass
		Inner_1RB_Left	18.89	/	/	18.29	/	/	<=33.01	Pass
		Inner_1RB_Right	18.82	/	/	18.22	/	/	<=33.01	Pass
	2595	Edge_1RB_Left	18.72	/	/	18.12	/	/	<=33.01	Pass
		Edge_1RB_Right	18.66	/	/	18.06	/	/	<=33.01	Pass
		Outer_Full	18.80	/	/	18.20	/	/	<=33.01	Pass
		Inner_Full	18.80	/	/	18.20	/	/	<=33.01	Pass
		Inner_1RB_Left	18.71	/	/	18.11	/	/	<=33.01	Pass
		Inner_1RB_Right	18.74	/	/	18.14	/	/	<=33.01	Pass
	2615	Edge_1RB_Left	18.74	/	/	18.14	/	/	<=33.01	Pass
		Edge_1RB_Right	18.72	/	/	18.12	/	/	<=33.01	Pass
		Outer_Full	18.79	/	/	18.19	/	/	<=33.01	Pass
		Inner_Full	18.83	/	/	18.23	/	/	<=33.01	Pass
		Inner_1RB_Left	18.78	/	/	18.18	/	/	<=33.01	Pass
		Inner_1RB_Right	18.76	/	/	18.16	/	/	<=33.01	Pass
CP-OFDM QPSK	2575	Edge_1RB_Left	20.42	/	/	19.82	/	/	<=33.01	Pass
		Edge_1RB_Right	20.41	/	/	19.81	/	/	<=33.01	Pass
		Outer_Full	20.36	/	/	19.76	/	/	<=33.01	Pass
		Inner_Full	21.87	/	/	21.27	/	/	<=33.01	Pass
		Inner_1RB_Left	21.96	/	/	21.36	/	/	<=33.01	Pass
		Inner_1RB_Right	21.85	/	/	21.25	/	/	<=33.01	Pass
	2595	Edge_1RB_Left	20.25	/	/	19.65	/	/	<=33.01	Pass
		Edge_1RB_Right	20.13	/	/	19.53	/	/	<=33.01	Pass
		Outer_Full	20.25	/	/	19.65	/	/	<=33.01	Pass
		Inner_Full	21.81	/	/	21.21	/	/	<=33.01	Pass
		Inner_1RB_Left	21.76	/	/	21.16	/	/	<=33.01	Pass
		Inner_1RB_Right	21.72	/	/	21.12	/	/	<=33.01	Pass
	2615	Edge_1RB_Left	20.32	/	/	19.72	/	/	<=33.01	Pass
		Edge_1RB_Right	20.23	/	/	19.63	/	/	<=33.01	Pass
		Outer_Full	20.31	/	/	19.71	/	/	<=33.01	Pass
		Inner_Full	21.83	/	/	21.23	/	/	<=33.01	Pass
		Inner_1RB_Left	21.81	/	/	21.21	/	/	<=33.01	Pass
		Inner_1RB_Right	21.72	/	/	21.12	/	/	<=33.01	Pass

CP-OFDM 16 QAM	2575	Edge_1RB_Left	20.21	/	/	19.61	/	/	<=33.01	Pass
		Edge_1RB_Right	20.19	/	/	19.59	/	/	<=33.01	Pass
		Outer_Full	20.38	/	/	19.78	/	/	<=33.01	Pass
		Inner_Full	21.32	/	/	20.72	/	/	<=33.01	Pass
		Inner_1RB_Left	21.37	/	/	20.77	/	/	<=33.01	Pass
		Inner_1RB_Right	21.31	/	/	20.71	/	/	<=33.01	Pass
	2595	Edge_1RB_Left	20.15	/	/	19.55	/	/	<=33.01	Pass
		Edge_1RB_Right	20.12	/	/	19.52	/	/	<=33.01	Pass
		Outer_Full	20.30	/	/	19.70	/	/	<=33.01	Pass
		Inner_Full	21.24	/	/	20.64	/	/	<=33.01	Pass
		Inner_1RB_Left	21.29	/	/	20.69	/	/	<=33.01	Pass
		Inner_1RB_Right	21.26	/	/	20.66	/	/	<=33.01	Pass
	2615	Edge_1RB_Left	20.17	/	/	19.57	/	/	<=33.01	Pass
		Edge_1RB_Right	20.16	/	/	19.56	/	/	<=33.01	Pass
		Outer_Full	20.29	/	/	19.69	/	/	<=33.01	Pass
		Inner_Full	21.19	/	/	20.59	/	/	<=33.01	Pass
		Inner_1RB_Left	21.14	/	/	20.54	/	/	<=33.01	Pass
		Inner_1RB_Right	21.22	/	/	20.62	/	/	<=33.01	Pass
CP-OFDM 64 QAM	2575	Edge_1RB_Left	19.87	/	/	19.27	/	/	<=33.01	Pass
		Edge_1RB_Right	19.85	/	/	19.25	/	/	<=33.01	Pass
		Outer_Full	19.88	/	/	19.28	/	/	<=33.01	Pass
		Inner_Full	19.89	/	/	19.29	/	/	<=33.01	Pass
		Inner_1RB_Left	19.93	/	/	19.33	/	/	<=33.01	Pass
		Inner_1RB_Right	19.89	/	/	19.29	/	/	<=33.01	Pass
	2595	Edge_1RB_Left	19.86	/	/	19.26	/	/	<=33.01	Pass
		Edge_1RB_Right	19.74	/	/	19.14	/	/	<=33.01	Pass
		Outer_Full	19.73	/	/	19.13	/	/	<=33.01	Pass
		Inner_Full	19.74	/	/	19.14	/	/	<=33.01	Pass
		Inner_1RB_Left	19.83	/	/	19.23	/	/	<=33.01	Pass
		Inner_1RB_Right	19.86	/	/	19.26	/	/	<=33.01	Pass
	2615	Edge_1RB_Left	19.73	/	/	19.13	/	/	<=33.01	Pass
		Edge_1RB_Right	19.71	/	/	19.11	/	/	<=33.01	Pass
		Outer_Full	19.78	/	/	19.18	/	/	<=33.01	Pass
		Inner_Full	19.81	/	/	19.21	/	/	<=33.01	Pass
		Inner_1RB_Left	19.78	/	/	19.18	/	/	<=33.01	Pass
		Inner_1RB_Right	19.69	/	/	19.09	/	/	<=33.01	Pass
CP-OFDM 256 QAM	2575	Edge_1RB_Left	16.90	/	/	16.30	/	/	<=33.01	Pass
		Edge_1RB_Right	16.83	/	/	16.23	/	/	<=33.01	Pass
		Outer_Full	16.78	/	/	16.18	/	/	<=33.01	Pass
		Inner_Full	17.00	/	/	16.40	/	/	<=33.01	Pass
		Inner_1RB_Left	16.86	/	/	16.26	/	/	<=33.01	Pass
		Inner_1RB_Right	16.87	/	/	16.27	/	/	<=33.01	Pass
	2595	Edge_1RB_Left	16.75	/	/	16.15	/	/	<=33.01	Pass
		Edge_1RB_Right	16.72	/	/	16.12	/	/	<=33.01	Pass
		Outer_Full	16.76	/	/	16.16	/	/	<=33.01	Pass
		Inner_Full	16.85	/	/	16.25	/	/	<=33.01	Pass
		Inner_1RB_Left	16.85	/	/	16.25	/	/	<=33.01	Pass
		Inner_1RB_Right	16.72	/	/	16.12	/	/	<=33.01	Pass
	2615	Edge_1RB_Left	16.75	/	/	16.15	/	/	<=33.01	Pass
		Edge_1RB_Right	16.80	/	/	16.20	/	/	<=33.01	Pass
		Outer_Full	16.77	/	/	16.17	/	/	<=33.01	Pass
		Inner_Full	16.88	/	/	16.28	/	/	<=33.01	Pass
		Inner_1RB_Left	16.82	/	/	16.22	/	/	<=33.01	Pass
		Inner_1RB_Right	16.78	/	/	16.18	/	/	<=33.01	Pass
Note1: Antenna Gain: Ant4: -0.60dBi; Note2: EIRP=Conducted Power+Antenna Gain										

1.1.2 30_S_20M_NTNV_EIRP

5G NR n38 SCS=30kHz SISO 20MHz NTNV										
Modulation	Frequency (MHz)	RB Allocation	Conducted Power(dBm)			EIRP(dBm)				Verdict
			Ant4	Ant2	Sum	Ant4	Ant2	Sum	Limit	
DFT-s-OFDM PI/2 BPSK	2580	Edge_1RB_Left	22.90	/	/	22.30	/	/	<=33.01	Pass
		Edge_1RB_Right	22.74	/	/	22.14	/	/	<=33.01	Pass
		Outer_Full	22.98	/	/	22.38	/	/	<=33.01	Pass
		Inner_Full	23.38	/	/	22.78	/	/	<=33.01	Pass
		Inner_1RB_Left	23.36	/	/	22.76	/	/	<=33.01	Pass
		Inner_1RB_Right	23.23	/	/	22.63	/	/	<=33.01	Pass
	2595	Edge_1RB_Left	22.70	/	/	22.10	/	/	<=33.01	Pass
		Edge_1RB_Right	22.74	/	/	22.14	/	/	<=33.01	Pass
		Outer_Full	22.77	/	/	22.17	/	/	<=33.01	Pass
		Inner_Full	23.27	/	/	22.67	/	/	<=33.01	Pass
		Inner_1RB_Left	23.16	/	/	22.56	/	/	<=33.01	Pass
		Inner_1RB_Right	23.07	/	/	22.47	/	/	<=33.01	Pass
	2610	Edge_1RB_Left	22.71	/	/	22.11	/	/	<=33.01	Pass
		Edge_1RB_Right	22.81	/	/	22.21	/	/	<=33.01	Pass
		Outer_Full	22.91	/	/	22.31	/	/	<=33.01	Pass
		Inner_Full	23.41	/	/	22.81	/	/	<=33.01	Pass
		Inner_1RB_Left	23.22	/	/	22.62	/	/	<=33.01	Pass
		Inner_1RB_Right	23.32	/	/	22.72	/	/	<=33.01	Pass
DFT-s-OFDM QPSK	2580	Edge_1RB_Left	22.28	/	/	21.68	/	/	<=33.01	Pass
		Edge_1RB_Right	22.17	/	/	21.57	/	/	<=33.01	Pass
		Outer_Full	22.40	/	/	21.80	/	/	<=33.01	Pass
		Inner_Full	23.36	/	/	22.76	/	/	<=33.01	Pass
		Inner_1RB_Left	23.33	/	/	22.73	/	/	<=33.01	Pass
		Inner_1RB_Right	23.17	/	/	22.57	/	/	<=33.01	Pass
	2595	Edge_1RB_Left	22.11	/	/	21.51	/	/	<=33.01	Pass
		Edge_1RB_Right	22.13	/	/	21.53	/	/	<=33.01	Pass
		Outer_Full	22.30	/	/	21.70	/	/	<=33.01	Pass
		Inner_Full	23.26	/	/	22.66	/	/	<=33.01	Pass
		Inner_1RB_Left	23.12	/	/	22.52	/	/	<=33.01	Pass
		Inner_1RB_Right	23.07	/	/	22.47	/	/	<=33.01	Pass
	2610	Edge_1RB_Left	22.17	/	/	21.57	/	/	<=33.01	Pass
		Edge_1RB_Right	22.16	/	/	21.56	/	/	<=33.01	Pass
		Outer_Full	22.44	/	/	21.84	/	/	<=33.01	Pass
		Inner_Full	23.33	/	/	22.73	/	/	<=33.01	Pass
		Inner_1RB_Left	23.20	/	/	22.60	/	/	<=33.01	Pass
		Inner_1RB_Right	23.27	/	/	22.67	/	/	<=33.01	Pass
DFT-s-OFDM 16 QAM	2580	Edge_1RB_Left	21.24	/	/	20.64	/	/	<=33.01	Pass
		Edge_1RB_Right	21.11	/	/	20.51	/	/	<=33.01	Pass
		Outer_Full	21.36	/	/	20.76	/	/	<=33.01	Pass
		Inner_Full	22.50	/	/	21.90	/	/	<=33.01	Pass
		Inner_1RB_Left	22.16	/	/	21.56	/	/	<=33.01	Pass
		Inner_1RB_Right	22.08	/	/	21.48	/	/	<=33.01	Pass
	2595	Edge_1RB_Left	21.01	/	/	20.41	/	/	<=33.01	Pass
		Edge_1RB_Right	20.97	/	/	20.37	/	/	<=33.01	Pass
		Outer_Full	21.30	/	/	20.70	/	/	<=33.01	Pass
		Inner_Full	22.24	/	/	21.64	/	/	<=33.01	Pass
		Inner_1RB_Left	22.05	/	/	21.45	/	/	<=33.01	Pass
		Inner_1RB_Right	21.96	/	/	21.36	/	/	<=33.01	Pass
	2610	Edge_1RB_Left	21.11	/	/	20.51	/	/	<=33.01	Pass
		Edge_1RB_Right	21.07	/	/	20.47	/	/	<=33.01	Pass
		Outer_Full	21.42	/	/	20.82	/	/	<=33.01	Pass
		Inner_Full	22.46	/	/	21.86	/	/	<=33.01	Pass
		Inner_1RB_Left	22.11	/	/	21.51	/	/	<=33.01	Pass
		Inner_1RB_Right	22.16	/	/	21.56	/	/	<=33.01	Pass
DFT-s-OFDM 64 QAM	2580	Edge_1RB_Left	20.86	/	/	20.26	/	/	<=33.01	Pass
		Edge_1RB_Right	20.68	/	/	20.08	/	/	<=33.01	Pass

		Outer_Full	20.90	/	/	20.30	/	/	<=33.01	Pass
		Inner_Full	20.90	/	/	20.30	/	/	<=33.01	Pass
		Inner_1RB_Left	20.83	/	/	20.23	/	/	<=33.01	Pass
		Inner_1RB_Right	20.73	/	/	20.13	/	/	<=33.01	Pass
	2595	Edge_1RB_Left	20.65	/	/	20.05	/	/	<=33.01	Pass
		Edge_1RB_Right	20.51	/	/	19.91	/	/	<=33.01	Pass
		Outer_Full	20.79	/	/	20.19	/	/	<=33.01	Pass
		Inner_Full	20.76	/	/	20.16	/	/	<=33.01	Pass
		Inner_1RB_Left	20.61	/	/	20.01	/	/	<=33.01	Pass
		Inner_1RB_Right	20.57	/	/	19.97	/	/	<=33.01	Pass
	2610	Edge_1RB_Left	20.73	/	/	20.13	/	/	<=33.01	Pass
		Edge_1RB_Right	20.69	/	/	20.09	/	/	<=33.01	Pass
		Outer_Full	20.94	/	/	20.34	/	/	<=33.01	Pass
		Inner_Full	20.95	/	/	20.35	/	/	<=33.01	Pass
		Inner_1RB_Left	20.77	/	/	20.17	/	/	<=33.01	Pass
		Inner_1RB_Right	20.87	/	/	20.27	/	/	<=33.01	Pass
DFT-s-OFDM 256 QAM	2580	Edge_1RB_Left	18.88	/	/	18.28	/	/	<=33.01	Pass
		Edge_1RB_Right	18.83	/	/	18.23	/	/	<=33.01	Pass
		Outer_Full	18.91	/	/	18.31	/	/	<=33.01	Pass
		Inner_Full	18.98	/	/	18.38	/	/	<=33.01	Pass
		Inner_1RB_Left	18.92	/	/	18.32	/	/	<=33.01	Pass
		Inner_1RB_Right	18.81	/	/	18.21	/	/	<=33.01	Pass
	2595	Edge_1RB_Left	18.72	/	/	18.12	/	/	<=33.01	Pass
		Edge_1RB_Right	18.71	/	/	18.11	/	/	<=33.01	Pass
		Outer_Full	18.79	/	/	18.19	/	/	<=33.01	Pass
		Inner_Full	18.85	/	/	18.25	/	/	<=33.01	Pass
		Inner_1RB_Left	18.67	/	/	18.07	/	/	<=33.01	Pass
		Inner_1RB_Right	18.66	/	/	18.06	/	/	<=33.01	Pass
	2610	Edge_1RB_Left	18.78	/	/	18.18	/	/	<=33.01	Pass
		Edge_1RB_Right	18.72	/	/	18.12	/	/	<=33.01	Pass
		Outer_Full	18.90	/	/	18.30	/	/	<=33.01	Pass
		Inner_Full	19.00	/	/	18.40	/	/	<=33.01	Pass
		Inner_1RB_Left	18.77	/	/	18.17	/	/	<=33.01	Pass
		Inner_1RB_Right	18.73	/	/	18.13	/	/	<=33.01	Pass
CP-OFDM QPSK	2580	Edge_1RB_Left	20.50	/	/	19.90	/	/	<=33.01	Pass
		Edge_1RB_Right	20.40	/	/	19.80	/	/	<=33.01	Pass
		Outer_Full	20.51	/	/	19.91	/	/	<=33.01	Pass
		Inner_Full	22.02	/	/	21.42	/	/	<=33.01	Pass
		Inner_1RB_Left	21.94	/	/	21.34	/	/	<=33.01	Pass
		Inner_1RB_Right	21.80	/	/	21.20	/	/	<=33.01	Pass
	2595	Edge_1RB_Left	20.30	/	/	19.70	/	/	<=33.01	Pass
		Edge_1RB_Right	20.28	/	/	19.68	/	/	<=33.01	Pass
		Outer_Full	20.26	/	/	19.66	/	/	<=33.01	Pass
		Inner_Full	21.81	/	/	21.21	/	/	<=33.01	Pass
		Inner_1RB_Left	21.76	/	/	21.16	/	/	<=33.01	Pass
		Inner_1RB_Right	21.71	/	/	21.11	/	/	<=33.01	Pass
	2610	Edge_1RB_Left	20.40	/	/	19.80	/	/	<=33.01	Pass
		Edge_1RB_Right	20.35	/	/	19.75	/	/	<=33.01	Pass
		Outer_Full	20.42	/	/	19.82	/	/	<=33.01	Pass
		Inner_Full	22.01	/	/	21.41	/	/	<=33.01	Pass
		Inner_1RB_Left	21.82	/	/	21.22	/	/	<=33.01	Pass
		Inner_1RB_Right	21.91	/	/	21.31	/	/	<=33.01	Pass
CP-OFDM 16 QAM	2580	Edge_1RB_Left	20.31	/	/	19.71	/	/	<=33.01	Pass
		Edge_1RB_Right	20.17	/	/	19.57	/	/	<=33.01	Pass
		Outer_Full	20.46	/	/	19.86	/	/	<=33.01	Pass
		Inner_Full	21.60	/	/	21.00	/	/	<=33.01	Pass
		Inner_1RB_Left	21.33	/	/	20.73	/	/	<=33.01	Pass
		Inner_1RB_Right	21.13	/	/	20.53	/	/	<=33.01	Pass
	2595	Edge_1RB_Left	20.06	/	/	19.46	/	/	<=33.01	Pass

		Edge_1RB_Right	20.07	/	/	19.47	/	/	<=33.01	Pass
		Outer_Full	20.26	/	/	19.66	/	/	<=33.01	Pass
		Inner_Full	21.30	/	/	20.70	/	/	<=33.01	Pass
		Inner_1RB_Left	21.07	/	/	20.47	/	/	<=33.01	Pass
		Inner_1RB_Right	21.01	/	/	20.41	/	/	<=33.01	Pass
	2610	Edge_1RB_Left	20.13	/	/	19.53	/	/	<=33.01	Pass
		Edge_1RB_Right	20.23	/	/	19.63	/	/	<=33.01	Pass
		Outer_Full	20.44	/	/	19.84	/	/	<=33.01	Pass
		Inner_Full	21.47	/	/	20.87	/	/	<=33.01	Pass
		Inner_1RB_Left	21.16	/	/	20.56	/	/	<=33.01	Pass
		Inner_1RB_Right	21.09	/	/	20.49	/	/	<=33.01	Pass
CP-OFDM 64 QAM	2580	Edge_1RB_Left	19.94	/	/	19.34	/	/	<=33.01	Pass
		Edge_1RB_Right	19.77	/	/	19.17	/	/	<=33.01	Pass
		Outer_Full	19.99	/	/	19.39	/	/	<=33.01	Pass
		Inner_Full	20.08	/	/	19.48	/	/	<=33.01	Pass
		Inner_1RB_Left	19.96	/	/	19.36	/	/	<=33.01	Pass
		Inner_1RB_Right	19.75	/	/	19.15	/	/	<=33.01	Pass
	2595	Edge_1RB_Left	19.62	/	/	19.02	/	/	<=33.01	Pass
		Edge_1RB_Right	19.68	/	/	19.08	/	/	<=33.01	Pass
		Outer_Full	19.75	/	/	19.15	/	/	<=33.01	Pass
		Inner_Full	19.79	/	/	19.19	/	/	<=33.01	Pass
		Inner_1RB_Left	19.73	/	/	19.13	/	/	<=33.01	Pass
		Inner_1RB_Right	19.73	/	/	19.13	/	/	<=33.01	Pass
	2610	Edge_1RB_Left	19.79	/	/	19.19	/	/	<=33.01	Pass
		Edge_1RB_Right	19.87	/	/	19.27	/	/	<=33.01	Pass
		Outer_Full	19.91	/	/	19.31	/	/	<=33.01	Pass
		Inner_Full	19.94	/	/	19.34	/	/	<=33.01	Pass
		Inner_1RB_Left	19.79	/	/	19.19	/	/	<=33.01	Pass
		Inner_1RB_Right	19.75	/	/	19.15	/	/	<=33.01	Pass
CP-OFDM 256 QAM	2580	Edge_1RB_Left	16.83	/	/	16.23	/	/	<=33.01	Pass
		Edge_1RB_Right	16.78	/	/	16.18	/	/	<=33.01	Pass
		Outer_Full	16.96	/	/	16.36	/	/	<=33.01	Pass
		Inner_Full	16.98	/	/	16.38	/	/	<=33.01	Pass
		Inner_1RB_Left	16.96	/	/	16.36	/	/	<=33.01	Pass
		Inner_1RB_Right	16.68	/	/	16.08	/	/	<=33.01	Pass
	2595	Edge_1RB_Left	16.65	/	/	16.05	/	/	<=33.01	Pass
		Edge_1RB_Right	16.63	/	/	16.03	/	/	<=33.01	Pass
		Outer_Full	16.69	/	/	16.09	/	/	<=33.01	Pass
		Inner_Full	16.83	/	/	16.23	/	/	<=33.01	Pass
		Inner_1RB_Left	16.68	/	/	16.08	/	/	<=33.01	Pass
		Inner_1RB_Right	16.62	/	/	16.02	/	/	<=33.01	Pass
	2610	Edge_1RB_Left	16.75	/	/	16.15	/	/	<=33.01	Pass
		Edge_1RB_Right	16.86	/	/	16.26	/	/	<=33.01	Pass
		Outer_Full	16.90	/	/	16.30	/	/	<=33.01	Pass
		Inner_Full	16.99	/	/	16.39	/	/	<=33.01	Pass
		Inner_1RB_Left	16.74	/	/	16.14	/	/	<=33.01	Pass
		Inner_1RB_Right	16.77	/	/	16.17	/	/	<=33.01	Pass
Note1: Antenna Gain: Ant4: -0.60dBi; Note2: EIRP=Conducted Power+Antenna Gain										

1.1.3 30_S_30M_NTNV_EIRP

5G NR n38 SCS=30kHz SISO 30MHz NTNV										
Modulation	Frequency (MHz)	RB Allocation	Conducted Power(dBm)			EIRP(dBm)				Verdict
			Ant4	Ant2	Sum	Ant4	Ant2	Sum	Limit	
DFT-s-OFDM PI/2 BPSK	2585	Edge_1RB_Left	22.98	/	/	22.38	/	/	<=33.01	Pass
		Edge_1RB_Right	22.81	/	/	22.21	/	/	<=33.01	Pass
		Outer_Full	22.92	/	/	22.32	/	/	<=33.01	Pass

		Inner_Full	23.30	/	/	22.70	/	/	<=33.01	Pass
		Inner_1RB_Left	23.50	/	/	22.90	/	/	<=33.01	Pass
		Inner_1RB_Right	23.27	/	/	22.67	/	/	<=33.01	Pass
	2595	Edge_1RB_Left	22.94	/	/	22.34	/	/	<=33.01	Pass
		Edge_1RB_Right	22.77	/	/	22.17	/	/	<=33.01	Pass
		Outer_Full	22.80	/	/	22.20	/	/	<=33.01	Pass
		Inner_Full	23.25	/	/	22.65	/	/	<=33.01	Pass
		Inner_1RB_Left	23.47	/	/	22.87	/	/	<=33.01	Pass
		Inner_1RB_Right	23.25	/	/	22.65	/	/	<=33.01	Pass
	2605	Edge_1RB_Left	22.80	/	/	22.20	/	/	<=33.01	Pass
		Edge_1RB_Right	22.70	/	/	22.10	/	/	<=33.01	Pass
		Outer_Full	22.86	/	/	22.26	/	/	<=33.01	Pass
		Inner_Full	23.32	/	/	22.72	/	/	<=33.01	Pass
		Inner_1RB_Left	23.33	/	/	22.73	/	/	<=33.01	Pass
		Inner_1RB_Right	23.25	/	/	22.65	/	/	<=33.01	Pass
DFT-s-OFDM QPSK	2585	Edge_1RB_Left	22.43	/	/	21.83	/	/	<=33.01	Pass
		Edge_1RB_Right	22.24	/	/	21.64	/	/	<=33.01	Pass
		Outer_Full	22.34	/	/	21.74	/	/	<=33.01	Pass
		Inner_Full	23.25	/	/	22.65	/	/	<=33.01	Pass
		Inner_1RB_Left	23.37	/	/	22.77	/	/	<=33.01	Pass
		Inner_1RB_Right	23.25	/	/	22.65	/	/	<=33.01	Pass
	2595	Edge_1RB_Left	22.44	/	/	21.84	/	/	<=33.01	Pass
		Edge_1RB_Right	22.23	/	/	21.63	/	/	<=33.01	Pass
		Outer_Full	22.30	/	/	21.70	/	/	<=33.01	Pass
		Inner_Full	23.24	/	/	22.64	/	/	<=33.01	Pass
		Inner_1RB_Left	23.45	/	/	22.85	/	/	<=33.01	Pass
		Inner_1RB_Right	23.32	/	/	22.72	/	/	<=33.01	Pass
	2605	Edge_1RB_Left	22.28	/	/	21.68	/	/	<=33.01	Pass
		Edge_1RB_Right	22.20	/	/	21.60	/	/	<=33.01	Pass
		Outer_Full	22.37	/	/	21.77	/	/	<=33.01	Pass
		Inner_Full	23.28	/	/	22.68	/	/	<=33.01	Pass
		Inner_1RB_Left	23.20	/	/	22.60	/	/	<=33.01	Pass
		Inner_1RB_Right	23.21	/	/	22.61	/	/	<=33.01	Pass
DFT-s-OFDM 16 QAM	2585	Edge_1RB_Left	21.28	/	/	20.68	/	/	<=33.01	Pass
		Edge_1RB_Right	21.18	/	/	20.58	/	/	<=33.01	Pass
		Outer_Full	21.40	/	/	20.80	/	/	<=33.01	Pass
		Inner_Full	22.29	/	/	21.69	/	/	<=33.01	Pass
		Inner_1RB_Left	22.34	/	/	21.74	/	/	<=33.01	Pass
		Inner_1RB_Right	22.15	/	/	21.55	/	/	<=33.01	Pass
	2595	Edge_1RB_Left	21.32	/	/	20.72	/	/	<=33.01	Pass
		Edge_1RB_Right	21.13	/	/	20.53	/	/	<=33.01	Pass
		Outer_Full	21.35	/	/	20.75	/	/	<=33.01	Pass
		Inner_Full	22.26	/	/	21.66	/	/	<=33.01	Pass
		Inner_1RB_Left	22.32	/	/	21.72	/	/	<=33.01	Pass
		Inner_1RB_Right	22.10	/	/	21.50	/	/	<=33.01	Pass
	2605	Edge_1RB_Left	21.21	/	/	20.61	/	/	<=33.01	Pass
		Edge_1RB_Right	21.18	/	/	20.58	/	/	<=33.01	Pass
		Outer_Full	21.38	/	/	20.78	/	/	<=33.01	Pass
		Inner_Full	22.23	/	/	21.63	/	/	<=33.01	Pass
		Inner_1RB_Left	22.21	/	/	21.61	/	/	<=33.01	Pass
		Inner_1RB_Right	22.16	/	/	21.56	/	/	<=33.01	Pass
DFT-s-OFDM 64 QAM	2585	Edge_1RB_Left	20.89	/	/	20.29	/	/	<=33.01	Pass
		Edge_1RB_Right	20.75	/	/	20.15	/	/	<=33.01	Pass
		Outer_Full	20.88	/	/	20.28	/	/	<=33.01	Pass
		Inner_Full	20.85	/	/	20.25	/	/	<=33.01	Pass
		Inner_1RB_Left	20.91	/	/	20.31	/	/	<=33.01	Pass
		Inner_1RB_Right	20.76	/	/	20.16	/	/	<=33.01	Pass
	2595	Edge_1RB_Left	20.96	/	/	20.36	/	/	<=33.01	Pass
		Edge_1RB_Right	20.75	/	/	20.15	/	/	<=33.01	Pass

		Outer_Full	20.87	/	/	20.27	/	/	<=33.01	Pass
		Inner_Full	20.85	/	/	20.25	/	/	<=33.01	Pass
		Inner_1RB_Left	20.95	/	/	20.35	/	/	<=33.01	Pass
		Inner_1RB_Right	20.73	/	/	20.13	/	/	<=33.01	Pass
	2605	Edge_1RB_Left	20.78	/	/	20.18	/	/	<=33.01	Pass
		Edge_1RB_Right	20.78	/	/	20.18	/	/	<=33.01	Pass
		Outer_Full	20.89	/	/	20.29	/	/	<=33.01	Pass
		Inner_Full	20.86	/	/	20.26	/	/	<=33.01	Pass
		Inner_1RB_Left	20.83	/	/	20.23	/	/	<=33.01	Pass
		Inner_1RB_Right	20.78	/	/	20.18	/	/	<=33.01	Pass
DFT-s-OFDM 256 QAM	2585	Edge_1RB_Left	18.95	/	/	18.35	/	/	<=33.01	Pass
		Edge_1RB_Right	18.83	/	/	18.23	/	/	<=33.01	Pass
		Outer_Full	18.78	/	/	18.18	/	/	<=33.01	Pass
		Inner_Full	18.75	/	/	18.15	/	/	<=33.01	Pass
		Inner_1RB_Left	18.87	/	/	18.27	/	/	<=33.01	Pass
		Inner_1RB_Right	18.83	/	/	18.23	/	/	<=33.01	Pass
	2595	Edge_1RB_Left	18.89	/	/	18.29	/	/	<=33.01	Pass
		Edge_1RB_Right	18.87	/	/	18.27	/	/	<=33.01	Pass
		Outer_Full	18.79	/	/	18.19	/	/	<=33.01	Pass
		Inner_Full	18.74	/	/	18.14	/	/	<=33.01	Pass
		Inner_1RB_Left	18.97	/	/	18.37	/	/	<=33.01	Pass
		Inner_1RB_Right	18.88	/	/	18.28	/	/	<=33.01	Pass
	2605	Edge_1RB_Left	18.87	/	/	18.27	/	/	<=33.01	Pass
		Edge_1RB_Right	18.75	/	/	18.15	/	/	<=33.01	Pass
		Outer_Full	18.86	/	/	18.26	/	/	<=33.01	Pass
		Inner_Full	18.68	/	/	18.08	/	/	<=33.01	Pass
		Inner_1RB_Left	18.83	/	/	18.23	/	/	<=33.01	Pass
		Inner_1RB_Right	18.82	/	/	18.22	/	/	<=33.01	Pass
CP-OFDM QPSK	2585	Edge_1RB_Left	20.55	/	/	19.95	/	/	<=33.01	Pass
		Edge_1RB_Right	20.43	/	/	19.83	/	/	<=33.01	Pass
		Outer_Full	20.33	/	/	19.73	/	/	<=33.01	Pass
		Inner_Full	21.79	/	/	21.19	/	/	<=33.01	Pass
		Inner_1RB_Left	22.01	/	/	21.41	/	/	<=33.01	Pass
		Inner_1RB_Right	21.87	/	/	21.27	/	/	<=33.01	Pass
	2595	Edge_1RB_Left	20.55	/	/	19.95	/	/	<=33.01	Pass
		Edge_1RB_Right	20.34	/	/	19.74	/	/	<=33.01	Pass
		Outer_Full	20.28	/	/	19.68	/	/	<=33.01	Pass
		Inner_Full	21.79	/	/	21.19	/	/	<=33.01	Pass
		Inner_1RB_Left	22.06	/	/	21.46	/	/	<=33.01	Pass
		Inner_1RB_Right	21.87	/	/	21.27	/	/	<=33.01	Pass
	2605	Edge_1RB_Left	20.46	/	/	19.86	/	/	<=33.01	Pass
		Edge_1RB_Right	20.34	/	/	19.74	/	/	<=33.01	Pass
		Outer_Full	20.35	/	/	19.75	/	/	<=33.01	Pass
		Inner_Full	21.75	/	/	21.15	/	/	<=33.01	Pass
		Inner_1RB_Left	21.87	/	/	21.27	/	/	<=33.01	Pass
		Inner_1RB_Right	21.82	/	/	21.22	/	/	<=33.01	Pass
CP-OFDM 16 QAM	2585	Edge_1RB_Left	20.37	/	/	19.77	/	/	<=33.01	Pass
		Edge_1RB_Right	20.21	/	/	19.61	/	/	<=33.01	Pass
		Outer_Full	20.33	/	/	19.73	/	/	<=33.01	Pass
		Inner_Full	21.27	/	/	20.67	/	/	<=33.01	Pass
		Inner_1RB_Left	21.31	/	/	20.71	/	/	<=33.01	Pass
		Inner_1RB_Right	21.13	/	/	20.53	/	/	<=33.01	Pass
	2595	Edge_1RB_Left	20.41	/	/	19.81	/	/	<=33.01	Pass
		Edge_1RB_Right	20.28	/	/	19.68	/	/	<=33.01	Pass
		Outer_Full	20.30	/	/	19.70	/	/	<=33.01	Pass
		Inner_Full	21.25	/	/	20.65	/	/	<=33.01	Pass
		Inner_1RB_Left	21.38	/	/	20.78	/	/	<=33.01	Pass
		Inner_1RB_Right	21.23	/	/	20.63	/	/	<=33.01	Pass
	2605	Edge_1RB_Left	20.23	/	/	19.63	/	/	<=33.01	Pass

		Edge_1RB_Right	20.23	/	/	19.63	/	/	<=33.01	Pass
		Outer_Full	20.38	/	/	19.78	/	/	<=33.01	Pass
		Inner_Full	21.24	/	/	20.64	/	/	<=33.01	Pass
		Inner_1RB_Left	21.20	/	/	20.60	/	/	<=33.01	Pass
		Inner_1RB_Right	21.10	/	/	20.50	/	/	<=33.01	Pass
CP-OFDM 64 QAM	2585	Edge_1RB_Left	20.11	/	/	19.51	/	/	<=33.01	Pass
		Edge_1RB_Right	19.89	/	/	19.29	/	/	<=33.01	Pass
		Outer_Full	19.87	/	/	19.27	/	/	<=33.01	Pass
		Inner_Full	19.81	/	/	19.21	/	/	<=33.01	Pass
		Inner_1RB_Left	19.93	/	/	19.33	/	/	<=33.01	Pass
		Inner_1RB_Right	19.76	/	/	19.16	/	/	<=33.01	Pass
	2595	Edge_1RB_Left	20.02	/	/	19.42	/	/	<=33.01	Pass
		Edge_1RB_Right	19.82	/	/	19.22	/	/	<=33.01	Pass
		Outer_Full	19.87	/	/	19.27	/	/	<=33.01	Pass
		Inner_Full	19.79	/	/	19.19	/	/	<=33.01	Pass
		Inner_1RB_Left	20.07	/	/	19.47	/	/	<=33.01	Pass
		Inner_1RB_Right	19.97	/	/	19.37	/	/	<=33.01	Pass
	2605	Edge_1RB_Left	19.87	/	/	19.27	/	/	<=33.01	Pass
		Edge_1RB_Right	19.83	/	/	19.23	/	/	<=33.01	Pass
		Outer_Full	19.91	/	/	19.31	/	/	<=33.01	Pass
		Inner_Full	19.85	/	/	19.25	/	/	<=33.01	Pass
		Inner_1RB_Left	19.90	/	/	19.30	/	/	<=33.01	Pass
		Inner_1RB_Right	19.80	/	/	19.20	/	/	<=33.01	Pass
CP-OFDM 256 QAM	2585	Edge_1RB_Left	16.96	/	/	16.36	/	/	<=33.01	Pass
		Edge_1RB_Right	16.89	/	/	16.29	/	/	<=33.01	Pass
		Outer_Full	16.86	/	/	16.26	/	/	<=33.01	Pass
		Inner_Full	16.81	/	/	16.21	/	/	<=33.01	Pass
		Inner_1RB_Left	17.00	/	/	16.40	/	/	<=33.01	Pass
		Inner_1RB_Right	16.84	/	/	16.24	/	/	<=33.01	Pass
	2595	Edge_1RB_Left	16.90	/	/	16.30	/	/	<=33.01	Pass
		Edge_1RB_Right	16.92	/	/	16.32	/	/	<=33.01	Pass
		Outer_Full	16.81	/	/	16.21	/	/	<=33.01	Pass
		Inner_Full	16.80	/	/	16.20	/	/	<=33.01	Pass
		Inner_1RB_Left	16.99	/	/	16.39	/	/	<=33.01	Pass
		Inner_1RB_Right	16.75	/	/	16.15	/	/	<=33.01	Pass
	2605	Edge_1RB_Left	16.77	/	/	16.17	/	/	<=33.01	Pass
		Edge_1RB_Right	16.76	/	/	16.16	/	/	<=33.01	Pass
		Outer_Full	16.88	/	/	16.28	/	/	<=33.01	Pass
		Inner_Full	16.81	/	/	16.21	/	/	<=33.01	Pass
		Inner_1RB_Left	16.78	/	/	16.18	/	/	<=33.01	Pass
		Inner_1RB_Right	16.80	/	/	16.20	/	/	<=33.01	Pass
Note1: Antenna Gain: Ant4: -0.60dBi; Note2: EIRP=Conducted Power+Antenna Gain										

1.1.4 30_S_40M_NTNV_EIRP

5G NR n38 SCS=30kHz SISO 40MHz NTNV										
Modulation	Frequency (MHz)	RB Allocation	Conducted Power(dBm)			EIRP(dBm)				Verdict
			Ant4	Ant2	Sum	Ant4	Ant2	Sum	Limit	
DFT-s-OFDM PI/2 BPSK	2590	Edge_1RB_Left	23.07	/	/	22.47	/	/	<=33.01	Pass
		Edge_1RB_Right	22.83	/	/	22.23	/	/	<=33.01	Pass
		Outer_Full	22.84	/	/	22.24	/	/	<=33.01	Pass
		Inner_Full	23.32	/	/	22.72	/	/	<=33.01	Pass
		Inner_1RB_Left	23.52	/	/	22.92	/	/	<=33.01	Pass
		Inner_1RB_Right	23.34	/	/	22.74	/	/	<=33.01	Pass
	2595	Edge_1RB_Left	22.94	/	/	22.34	/	/	<=33.01	Pass
		Edge_1RB_Right	22.78	/	/	22.18	/	/	<=33.01	Pass
		Outer_Full	22.84	/	/	22.24	/	/	<=33.01	Pass

		Inner_Full	23.30	/	/	22.70	/	/	<=33.01	Pass
		Inner_1RB_Left	23.39	/	/	22.79	/	/	<=33.01	Pass
		Inner_1RB_Right	23.24	/	/	22.64	/	/	<=33.01	Pass
	2600	Edge_1RB_Left	22.87	/	/	22.27	/	/	<=33.01	Pass
		Edge_1RB_Right	22.81	/	/	22.21	/	/	<=33.01	Pass
		Outer_Full	22.91	/	/	22.31	/	/	<=33.01	Pass
		Inner_Full	23.32	/	/	22.72	/	/	<=33.01	Pass
		Inner_1RB_Left	23.39	/	/	22.79	/	/	<=33.01	Pass
		Inner_1RB_Right	23.29	/	/	22.69	/	/	<=33.01	Pass
DFT-s-OFDM QPSK	2590	Edge_1RB_Left	22.47	/	/	21.87	/	/	<=33.01	Pass
		Edge_1RB_Right	22.30	/	/	21.70	/	/	<=33.01	Pass
		Outer_Full	22.37	/	/	21.77	/	/	<=33.01	Pass
		Inner_Full	23.36	/	/	22.76	/	/	<=33.01	Pass
		Inner_1RB_Left	23.51	/	/	22.91	/	/	<=33.01	Pass
		Inner_1RB_Right	23.29	/	/	22.69	/	/	<=33.01	Pass
	2595	Edge_1RB_Left	22.36	/	/	21.76	/	/	<=33.01	Pass
		Edge_1RB_Right	22.23	/	/	21.63	/	/	<=33.01	Pass
		Outer_Full	22.35	/	/	21.75	/	/	<=33.01	Pass
		Inner_Full	23.29	/	/	22.69	/	/	<=33.01	Pass
		Inner_1RB_Left	23.39	/	/	22.79	/	/	<=33.01	Pass
		Inner_1RB_Right	23.25	/	/	22.65	/	/	<=33.01	Pass
	2600	Edge_1RB_Left	22.32	/	/	21.72	/	/	<=33.01	Pass
		Edge_1RB_Right	22.23	/	/	21.63	/	/	<=33.01	Pass
		Outer_Full	22.41	/	/	21.81	/	/	<=33.01	Pass
		Inner_Full	23.31	/	/	22.71	/	/	<=33.01	Pass
		Inner_1RB_Left	23.41	/	/	22.81	/	/	<=33.01	Pass
		Inner_1RB_Right	23.29	/	/	22.69	/	/	<=33.01	Pass
DFT-s-OFDM 16 QAM	2590	Edge_1RB_Left	21.48	/	/	20.88	/	/	<=33.01	Pass
		Edge_1RB_Right	21.28	/	/	20.68	/	/	<=33.01	Pass
		Outer_Full	21.42	/	/	20.82	/	/	<=33.01	Pass
		Inner_Full	22.38	/	/	21.78	/	/	<=33.01	Pass
		Inner_1RB_Left	22.48	/	/	21.88	/	/	<=33.01	Pass
		Inner_1RB_Right	22.25	/	/	21.65	/	/	<=33.01	Pass
	2595	Edge_1RB_Left	21.36	/	/	20.76	/	/	<=33.01	Pass
		Edge_1RB_Right	21.19	/	/	20.59	/	/	<=33.01	Pass
		Outer_Full	21.32	/	/	20.72	/	/	<=33.01	Pass
		Inner_Full	22.32	/	/	21.72	/	/	<=33.01	Pass
		Inner_1RB_Left	22.45	/	/	21.85	/	/	<=33.01	Pass
		Inner_1RB_Right	22.21	/	/	21.61	/	/	<=33.01	Pass
	2600	Edge_1RB_Left	21.42	/	/	20.82	/	/	<=33.01	Pass
		Edge_1RB_Right	21.22	/	/	20.62	/	/	<=33.01	Pass
		Outer_Full	21.41	/	/	20.81	/	/	<=33.01	Pass
		Inner_Full	22.34	/	/	21.74	/	/	<=33.01	Pass
		Inner_1RB_Left	22.36	/	/	21.76	/	/	<=33.01	Pass
		Inner_1RB_Right	22.27	/	/	21.67	/	/	<=33.01	Pass
DFT-s-OFDM 64 QAM	2590	Edge_1RB_Left	21.01	/	/	20.41	/	/	<=33.01	Pass
		Edge_1RB_Right	20.82	/	/	20.22	/	/	<=33.01	Pass
		Outer_Full	20.95	/	/	20.35	/	/	<=33.01	Pass
		Inner_Full	20.85	/	/	20.25	/	/	<=33.01	Pass
		Inner_1RB_Left	21.02	/	/	20.42	/	/	<=33.01	Pass
		Inner_1RB_Right	20.81	/	/	20.21	/	/	<=33.01	Pass
	2595	Edge_1RB_Left	21.01	/	/	20.41	/	/	<=33.01	Pass
		Edge_1RB_Right	20.76	/	/	20.16	/	/	<=33.01	Pass
		Outer_Full	20.86	/	/	20.26	/	/	<=33.01	Pass
		Inner_Full	20.79	/	/	20.19	/	/	<=33.01	Pass
		Inner_1RB_Left	21.00	/	/	20.40	/	/	<=33.01	Pass
		Inner_1RB_Right	20.71	/	/	20.11	/	/	<=33.01	Pass
	2600	Edge_1RB_Left	20.99	/	/	20.39	/	/	<=33.01	Pass
		Edge_1RB_Right	20.76	/	/	20.16	/	/	<=33.01	Pass

		Outer_Full	20.89	/	/	20.29	/	/	<=33.01	Pass
		Inner_Full	20.90	/	/	20.30	/	/	<=33.01	Pass
		Inner_1RB_Left	21.00	/	/	20.40	/	/	<=33.01	Pass
		Inner_1RB_Right	20.83	/	/	20.23	/	/	<=33.01	Pass
DFT-s-OFDM 256 QAM	2590	Edge_1RB_Left	19.02	/	/	18.42	/	/	<=33.01	Pass
		Edge_1RB_Right	18.84	/	/	18.24	/	/	<=33.01	Pass
		Outer_Full	18.92	/	/	18.32	/	/	<=33.01	Pass
		Inner_Full	18.83	/	/	18.23	/	/	<=33.01	Pass
		Inner_1RB_Left	19.09	/	/	18.49	/	/	<=33.01	Pass
		Inner_1RB_Right	18.78	/	/	18.18	/	/	<=33.01	Pass
	2595	Edge_1RB_Left	18.90	/	/	18.30	/	/	<=33.01	Pass
		Edge_1RB_Right	18.76	/	/	18.16	/	/	<=33.01	Pass
		Outer_Full	18.84	/	/	18.24	/	/	<=33.01	Pass
		Inner_Full	18.79	/	/	18.19	/	/	<=33.01	Pass
		Inner_1RB_Left	19.06	/	/	18.46	/	/	<=33.01	Pass
		Inner_1RB_Right	18.73	/	/	18.13	/	/	<=33.01	Pass
	2600	Edge_1RB_Left	18.97	/	/	18.37	/	/	<=33.01	Pass
		Edge_1RB_Right	18.82	/	/	18.22	/	/	<=33.01	Pass
		Outer_Full	18.94	/	/	18.34	/	/	<=33.01	Pass
		Inner_Full	18.83	/	/	18.23	/	/	<=33.01	Pass
		Inner_1RB_Left	18.90	/	/	18.30	/	/	<=33.01	Pass
		Inner_1RB_Right	18.85	/	/	18.25	/	/	<=33.01	Pass
CP-OFDM QPSK	2590	Edge_1RB_Left	20.61	/	/	20.01	/	/	<=33.01	Pass
		Edge_1RB_Right	20.35	/	/	19.75	/	/	<=33.01	Pass
		Outer_Full	20.42	/	/	19.82	/	/	<=33.01	Pass
		Inner_Full	21.84	/	/	21.24	/	/	<=33.01	Pass
		Inner_1RB_Left	22.14	/	/	21.54	/	/	<=33.01	Pass
		Inner_1RB_Right	21.87	/	/	21.27	/	/	<=33.01	Pass
	2595	Edge_1RB_Left	20.55	/	/	19.95	/	/	<=33.01	Pass
		Edge_1RB_Right	20.27	/	/	19.67	/	/	<=33.01	Pass
		Outer_Full	20.36	/	/	19.76	/	/	<=33.01	Pass
		Inner_Full	21.80	/	/	21.20	/	/	<=33.01	Pass
		Inner_1RB_Left	22.18	/	/	21.58	/	/	<=33.01	Pass
		Inner_1RB_Right	21.86	/	/	21.26	/	/	<=33.01	Pass
	2600	Edge_1RB_Left	20.49	/	/	19.89	/	/	<=33.01	Pass
		Edge_1RB_Right	20.39	/	/	19.79	/	/	<=33.01	Pass
		Outer_Full	20.40	/	/	19.80	/	/	<=33.01	Pass
		Inner_Full	21.82	/	/	21.22	/	/	<=33.01	Pass
		Inner_1RB_Left	22.10	/	/	21.50	/	/	<=33.01	Pass
		Inner_1RB_Right	21.89	/	/	21.29	/	/	<=33.01	Pass
CP-OFDM 16 QAM	2590	Edge_1RB_Left	20.41	/	/	19.81	/	/	<=33.01	Pass
		Edge_1RB_Right	20.21	/	/	19.61	/	/	<=33.01	Pass
		Outer_Full	20.34	/	/	19.74	/	/	<=33.01	Pass
		Inner_Full	21.38	/	/	20.78	/	/	<=33.01	Pass
		Inner_1RB_Left	21.47	/	/	20.87	/	/	<=33.01	Pass
		Inner_1RB_Right	21.29	/	/	20.69	/	/	<=33.01	Pass
	2595	Edge_1RB_Left	20.38	/	/	19.78	/	/	<=33.01	Pass
		Edge_1RB_Right	20.08	/	/	19.48	/	/	<=33.01	Pass
		Outer_Full	20.31	/	/	19.71	/	/	<=33.01	Pass
		Inner_Full	21.29	/	/	20.69	/	/	<=33.01	Pass
		Inner_1RB_Left	21.48	/	/	20.88	/	/	<=33.01	Pass
		Inner_1RB_Right	21.27	/	/	20.67	/	/	<=33.01	Pass
	2600	Edge_1RB_Left	20.41	/	/	19.81	/	/	<=33.01	Pass
		Edge_1RB_Right	20.17	/	/	19.57	/	/	<=33.01	Pass
		Outer_Full	20.40	/	/	19.80	/	/	<=33.01	Pass
		Inner_Full	21.34	/	/	20.74	/	/	<=33.01	Pass
		Inner_1RB_Left	21.52	/	/	20.92	/	/	<=33.01	Pass
		Inner_1RB_Right	21.31	/	/	20.71	/	/	<=33.01	Pass
CP-OFDM 64 QAM	2590	Edge_1RB_Left	20.09	/	/	19.49	/	/	<=33.01	Pass

		Edge_1RB_Right	19.88	/	/	19.28	/	/	<=33.01	Pass
		Outer_Full	19.92	/	/	19.32	/	/	<=33.01	Pass
		Inner_Full	19.85	/	/	19.25	/	/	<=33.01	Pass
		Inner_1RB_Left	20.09	/	/	19.49	/	/	<=33.01	Pass
		Inner_1RB_Right	19.89	/	/	19.29	/	/	<=33.01	Pass
	2595	Edge_1RB_Left	20.13	/	/	19.53	/	/	<=33.01	Pass
		Edge_1RB_Right	19.83	/	/	19.23	/	/	<=33.01	Pass
		Outer_Full	19.93	/	/	19.33	/	/	<=33.01	Pass
		Inner_Full	19.86	/	/	19.26	/	/	<=33.01	Pass
		Inner_1RB_Left	20.17	/	/	19.57	/	/	<=33.01	Pass
		Inner_1RB_Right	19.77	/	/	19.17	/	/	<=33.01	Pass
	2600	Edge_1RB_Left	20.08	/	/	19.48	/	/	<=33.01	Pass
		Edge_1RB_Right	19.88	/	/	19.28	/	/	<=33.01	Pass
		Outer_Full	19.90	/	/	19.30	/	/	<=33.01	Pass
		Inner_Full	19.87	/	/	19.27	/	/	<=33.01	Pass
		Inner_1RB_Left	20.09	/	/	19.49	/	/	<=33.01	Pass
		Inner_1RB_Right	19.90	/	/	19.30	/	/	<=33.01	Pass
CP-OFDM 256 QAM	2590	Edge_1RB_Left	17.05	/	/	16.45	/	/	<=33.01	Pass
		Edge_1RB_Right	16.85	/	/	16.25	/	/	<=33.01	Pass
		Outer_Full	16.89	/	/	16.29	/	/	<=33.01	Pass
		Inner_Full	16.93	/	/	16.33	/	/	<=33.01	Pass
		Inner_1RB_Left	16.96	/	/	16.36	/	/	<=33.01	Pass
		Inner_1RB_Right	16.77	/	/	16.17	/	/	<=33.01	Pass
	2595	Edge_1RB_Left	16.98	/	/	16.38	/	/	<=33.01	Pass
		Edge_1RB_Right	16.73	/	/	16.13	/	/	<=33.01	Pass
		Outer_Full	16.85	/	/	16.25	/	/	<=33.01	Pass
		Inner_Full	16.83	/	/	16.23	/	/	<=33.01	Pass
		Inner_1RB_Left	17.00	/	/	16.40	/	/	<=33.01	Pass
		Inner_1RB_Right	16.85	/	/	16.25	/	/	<=33.01	Pass
	2600	Edge_1RB_Left	16.99	/	/	16.39	/	/	<=33.01	Pass
		Edge_1RB_Right	16.82	/	/	16.22	/	/	<=33.01	Pass
		Outer_Full	16.93	/	/	16.33	/	/	<=33.01	Pass
		Inner_Full	16.93	/	/	16.33	/	/	<=33.01	Pass
		Inner_1RB_Left	17.04	/	/	16.44	/	/	<=33.01	Pass
		Inner_1RB_Right	16.83	/	/	16.23	/	/	<=33.01	Pass

Note1: Antenna Gain: Ant4: -0.60dBi;
Note2: EIRP=Conducted Power+Antenna Gain

2. Frequency Stability

2.1 Test Result

2.1.1 30_S_40M

5G NR n38 SCS=30kHz SISO 40MHz								
Modulation	Frequency (MHz)	RB Allocation	Temp. (°C)	Volt.	Freq. Error (Hz)	Freq. vs. rated (ppm)		Verdict
						Result	Limit	
DFT-s-OFDM QPSK	2595	Outer_Full	20	LV	-8.10	-0.0031	>=-2.5 & <=2.5	Pass
				HV	-3.20	-0.0012	>=-2.5 & <=2.5	Pass
			-30	NV	-3.20	-0.0012	>=-2.5 & <=2.5	Pass
			-20	NV	-9.50	-0.0037	>=-2.5 & <=2.5	Pass
			-10	NV	-2.20	-0.0008	>=-2.5 & <=2.5	Pass
			0	NV	-6.10	-0.0024	>=-2.5 & <=2.5	Pass
			10	NV	-5.30	-0.0020	>=-2.5 & <=2.5	Pass
			20	NV	-9.90	-0.0038	>=-2.5 & <=2.5	Pass
			30	NV	-10.30	-0.0040	>=-2.5 & <=2.5	Pass
			40	NV	-3.90	-0.0015	>=-2.5 & <=2.5	Pass
			50	NV	-5.60	-0.0022	>=-2.5 & <=2.5	Pass

3. 99% & 26dB Bandwidth

3.1 Test Result

3.1.1 30_S_10M_NTNV

5G NR n38 SCS=30kHz SISO 10MHz NTNV						
Modulation	Frequency (MHz)	RB Allocation	99% Bandwidth (MHz)	26dB Bandwidth (MHz)	Limit (MHz)	Verdict
DFT-s-OFDM PI/2 BPSK	2595	Outer_Full	8.76	10.20	/	Pass
DFT-s-OFDM QPSK	2595	Outer_Full	8.67	10.15	/	Pass
DFT-s-OFDM 16 QAM	2595	Outer_Full	8.73	10.26	/	Pass
DFT-s-OFDM 64 QAM	2595	Outer_Full	8.75	10.46	/	Pass
DFT-s-OFDM 256 QAM	2595	Outer_Full	8.70	10.14	/	Pass
CP-OFDM QPSK	2595	Outer_Full	8.73	10.48	/	Pass
CP-OFDM 16 QAM	2595	Outer_Full	8.73	10.26	/	Pass
CP-OFDM 64 QAM	2595	Outer_Full	8.74	10.27	/	Pass
CP-OFDM 256 QAM	2595	Outer_Full	8.76	10.12	/	Pass

3.1.2 30_S_20M_NTNV

5G NR n38 SCS=30kHz SISO 20MHz NTNV						
Modulation	Frequency (MHz)	RB Allocation	99% Bandwidth (MHz)	26dB Bandwidth (MHz)	Limit (MHz)	Verdict
DFT-s-OFDM PI/2 BPSK	2595	Outer_Full	18.15	20.05	/	Pass
DFT-s-OFDM QPSK	2595	Outer_Full	18.16	19.93	/	Pass
DFT-s-OFDM 16 QAM	2595	Outer_Full	18.17	20.16	/	Pass
DFT-s-OFDM 64 QAM	2595	Outer_Full	18.18	20.11	/	Pass
DFT-s-OFDM 256 QAM	2595	Outer_Full	18.17	20.27	/	Pass
CP-OFDM QPSK	2595	Outer_Full	18.45	20.32	/	Pass
CP-OFDM 16 QAM	2595	Outer_Full	18.46	20.41	/	Pass
CP-OFDM 64 QAM	2595	Outer_Full	18.44	20.16	/	Pass
CP-OFDM 256 QAM	2595	Outer_Full	18.44	20.30	/	Pass

3.1.3 30_S_30M_NTNV

5G NR n38 SCS=30kHz SISO 30MHz NTNV						
Modulation	Frequency (MHz)	RB Allocation	99% Bandwidth (MHz)	26dB Bandwidth (MHz)	Limit (MHz)	Verdict
DFT-s-OFDM PI/2 BPSK	2595	Outer_Full	27.17	29.33	/	Pass
DFT-s-OFDM QPSK	2595	Outer_Full	27.18	29.58	/	Pass
DFT-s-OFDM 16 QAM	2595	Outer_Full	27.23	29.38	/	Pass
DFT-s-OFDM 64 QAM	2595	Outer_Full	27.14	29.43	/	Pass
DFT-s-OFDM 256 QAM	2595	Outer_Full	27.14	29.55	/	Pass
CP-OFDM QPSK	2595	Outer_Full	28.20	30.20	/	Pass
CP-OFDM 16 QAM	2595	Outer_Full	28.18	30.83	/	Pass
CP-OFDM 64 QAM	2595	Outer_Full	28.23	30.44	/	Pass
CP-OFDM 256 QAM	2595	Outer_Full	28.14	30.29	/	Pass

3.1.4 30_S_40M_NTNV

5G NR n38 SCS=30kHz SISO 40MHz NTNV						
Modulation	Frequency (MHz)	RB Allocation	99% Bandwidth (MHz)	26dB Bandwidth (MHz)	Limit (MHz)	Verdict
DFT-s-OFDM PI/2 BPSK	2595	Outer_Full	36.12	38.83	/	Pass
DFT-s-OFDM QPSK	2595	Outer_Full	36.04	38.91	/	Pass
DFT-s-OFDM 16 QAM	2595	Outer_Full	36.13	39.18	/	Pass
DFT-s-OFDM 64 QAM	2595	Outer_Full	36.15	38.91	/	Pass
DFT-s-OFDM 256 QAM	2595	Outer_Full	36.16	39.07	/	Pass
CP-OFDM QPSK	2595	Outer_Full	38.28	41.04	/	Pass
CP-OFDM 16 QAM	2595	Outer_Full	38.33	41.13	/	Pass
CP-OFDM 64 QAM	2595	Outer_Full	38.33	41.20	/	Pass
CP-OFDM 256 QAM	2595	Outer_Full	38.40	41.27	/	Pass

3.2 Test Graph

3.2.1 30_S_10M_NTNV

n38_30kHz_SISO_NTNV_10MHz_DFT-s-OFDM PI/2 BPSK_2595MHz_Outer_Full_Ant4

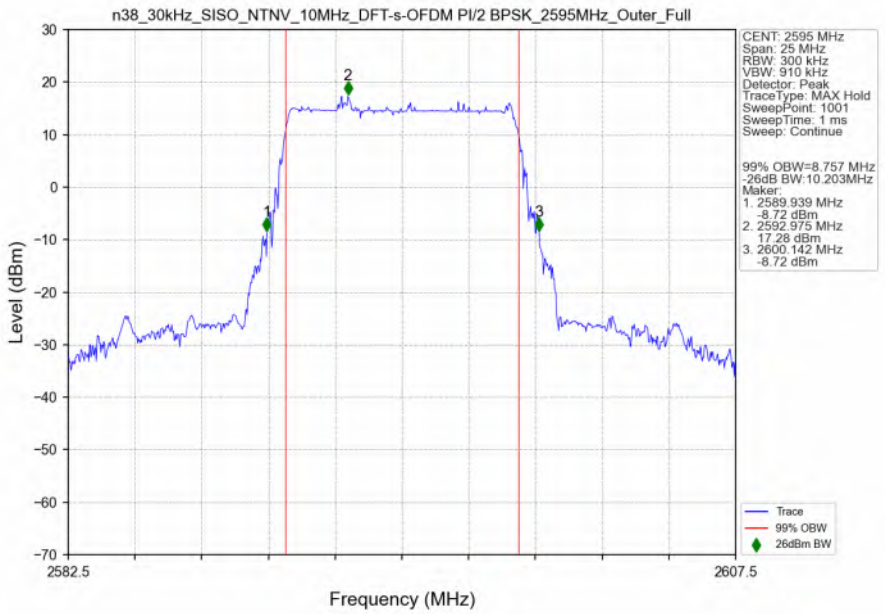

n38_30kHz_SISO_NTNV_10MHz_DFT-s-OFDM QPSK_2595MHz_Outer_Full_Ant4

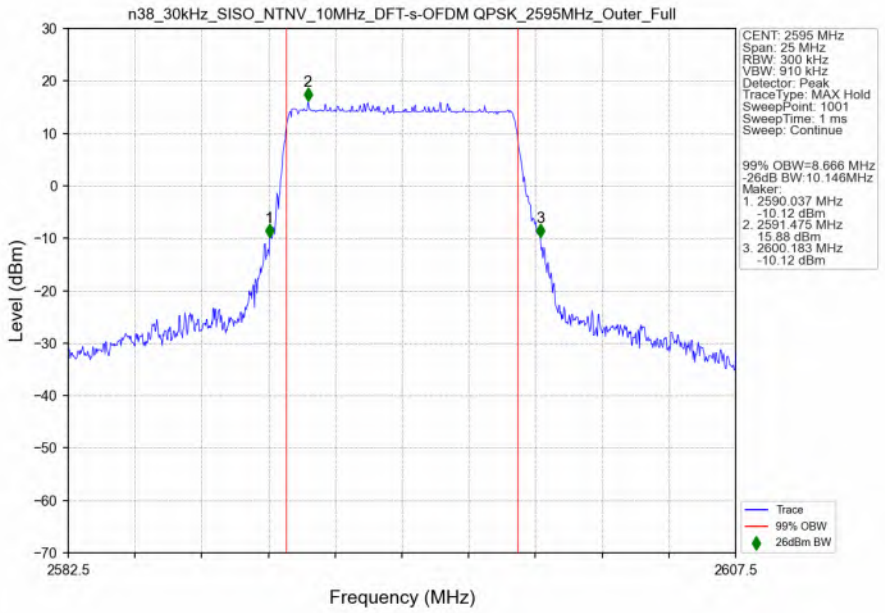

n38_30kHz_SISO_NTNV_10MHz_DFT-s-OFDM 16 QAM_2595MHz_Outer_Full_Ant4

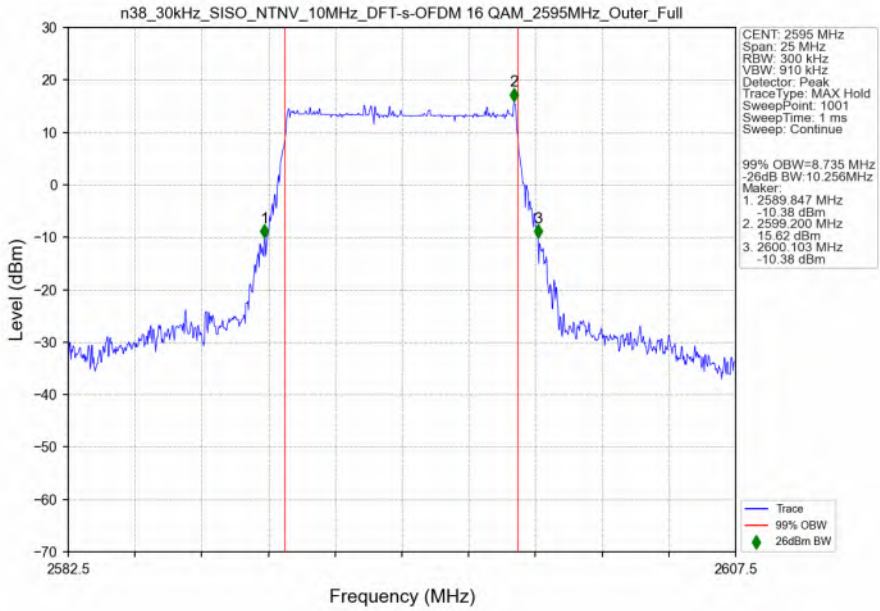

n38_30kHz_SISO_NTNV_10MHz_DFT-s-OFDM 64 QAM_2595MHz_Outer_Full_Ant4

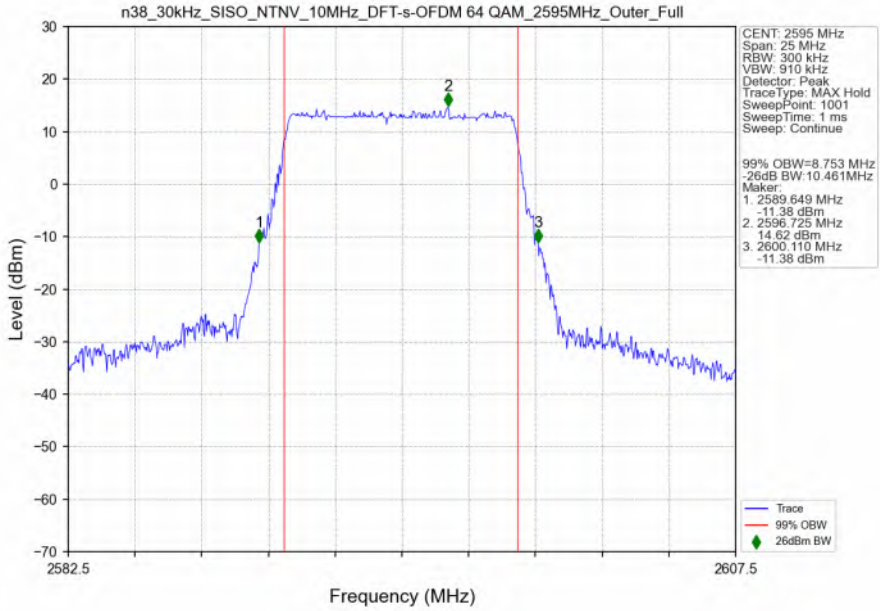

n38_30kHz_SISO_NTNV_10MHz_DFT-s-OFDM 256 QAM_2595MHz_Outer_Full_Ant4

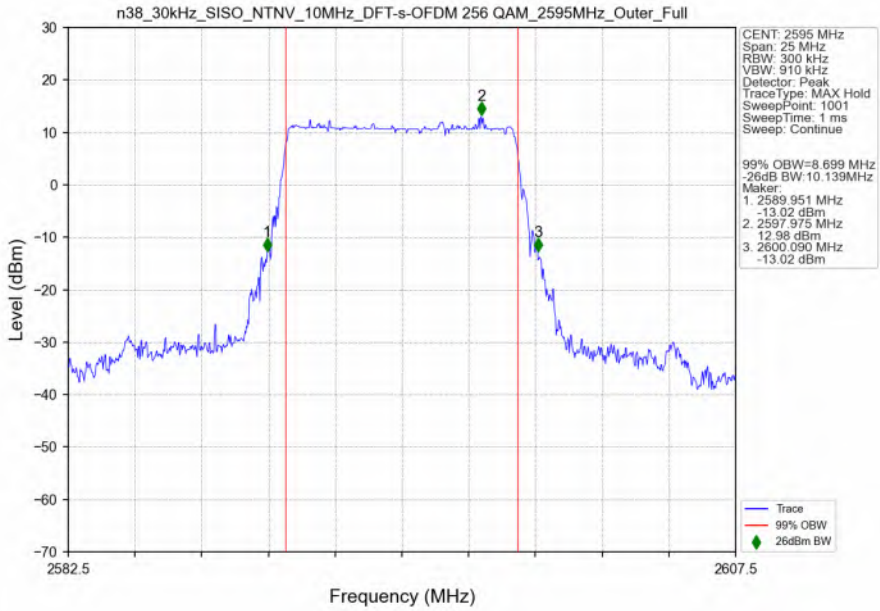

n38_30kHz_SISO_NTNV_10MHz_CP-OFDM QPSK_2595MHz_Outer_Full_Ant4

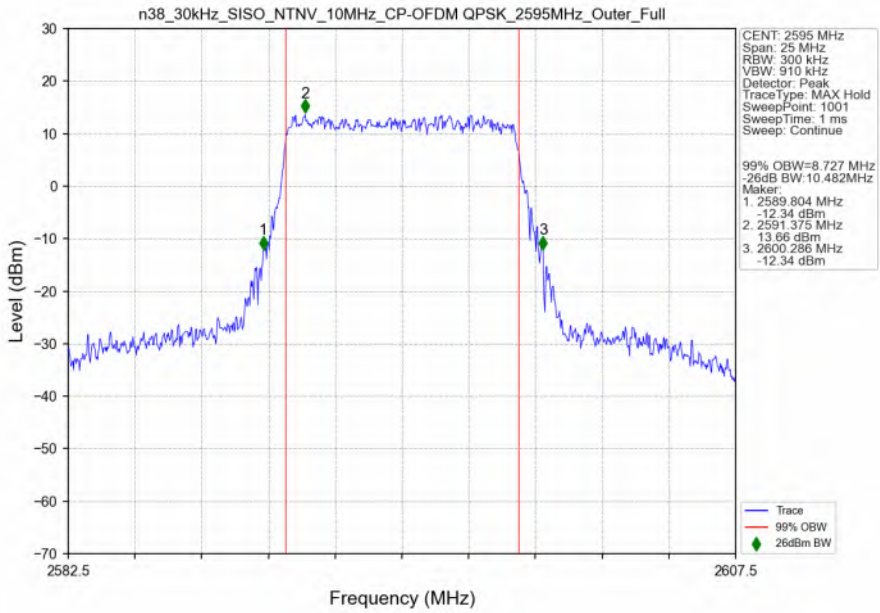

n38_30kHz_SISO_NTNV_10MHz_CP-OFDM 16 QAM_2595MHz_Outer_Full_Ant4

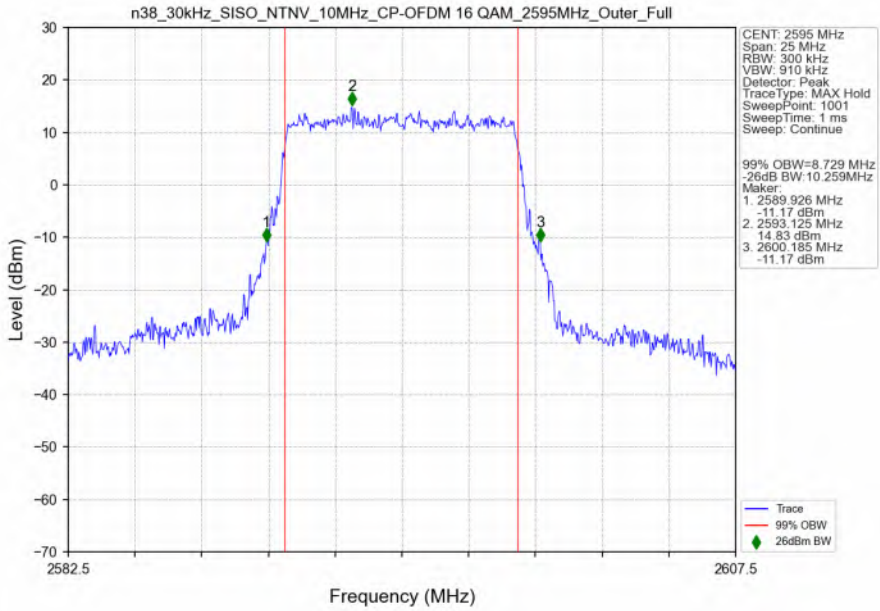

n38_30kHz_SISO_NTNV_10MHz_CP-OFDM 64 QAM_2595MHz_Outer_Full_Ant4

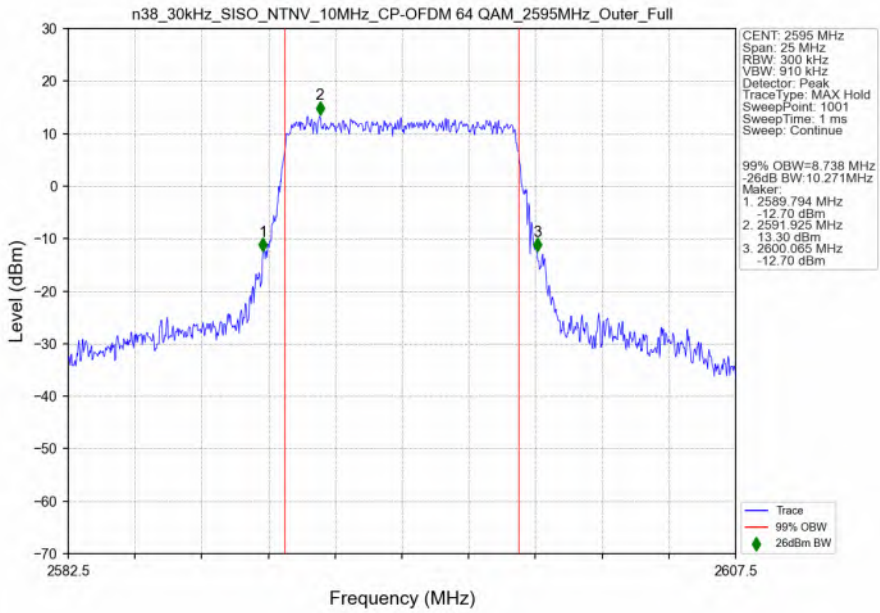

n38_30kHz_SISO_NTNV_10MHz_CP-OFDM 256 QAM_2595MHz_Outer_Full_Ant4

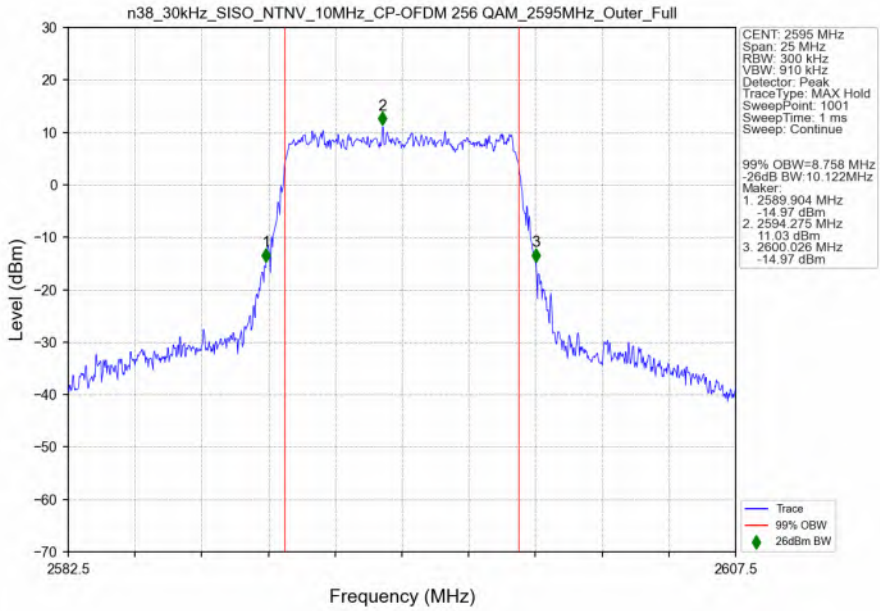

3.2.2 30_S_20M_NTNV

n38_30kHz_SISO_NTNV_20MHz_DFT-s-OFDM PI/2 BPSK_2595MHz_Outer_Full_Ant4
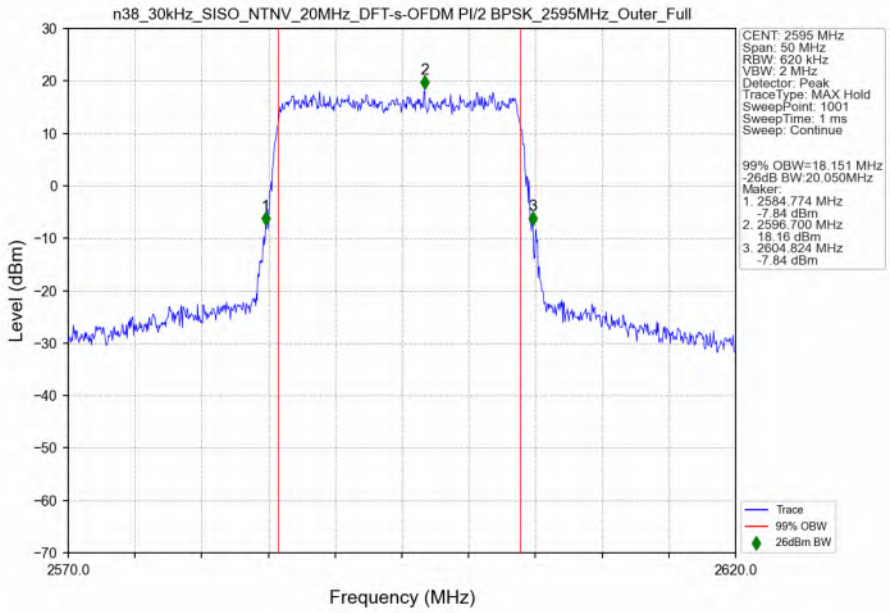

n38_30kHz_SISO_NTNV_20MHz_DFT-s-OFDM QPSK_2595MHz_Outer_Full_Ant4
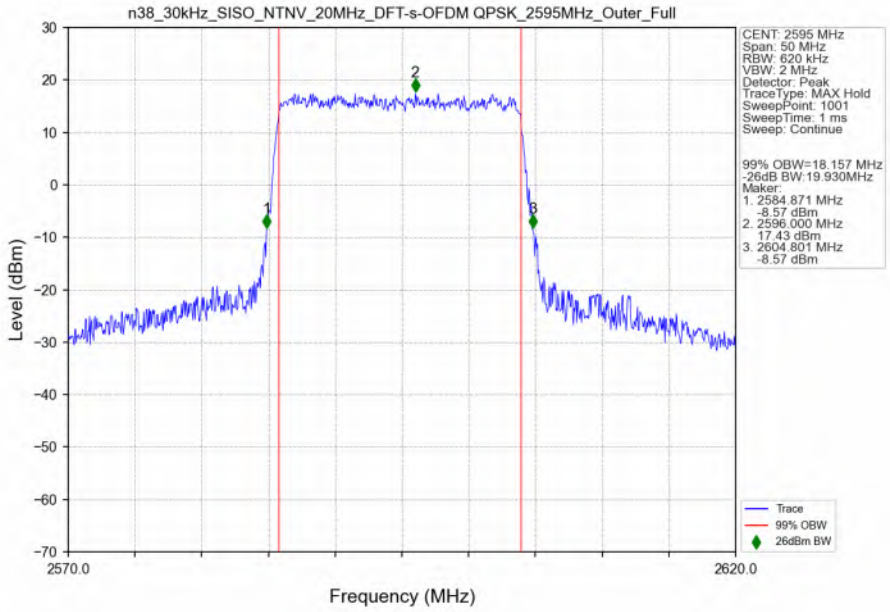

n38_30kHz_SISO_NTNV_20MHz_DFT-s-OFDM 16 QAM_2595MHz_Outer_Full_Ant4

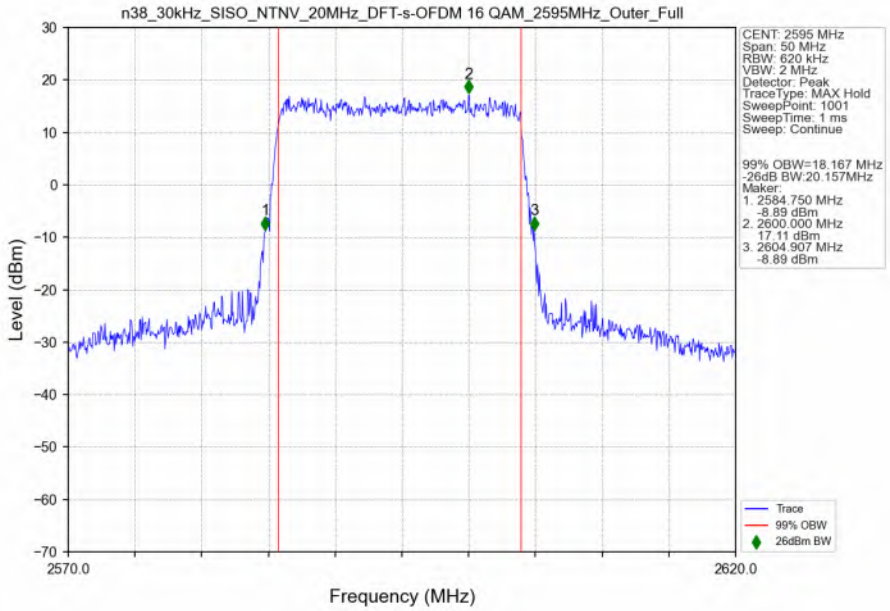

n38_30kHz_SISO_NTNV_20MHz_DFT-s-OFDM 64 QAM_2595MHz_Outer_Full_Ant4

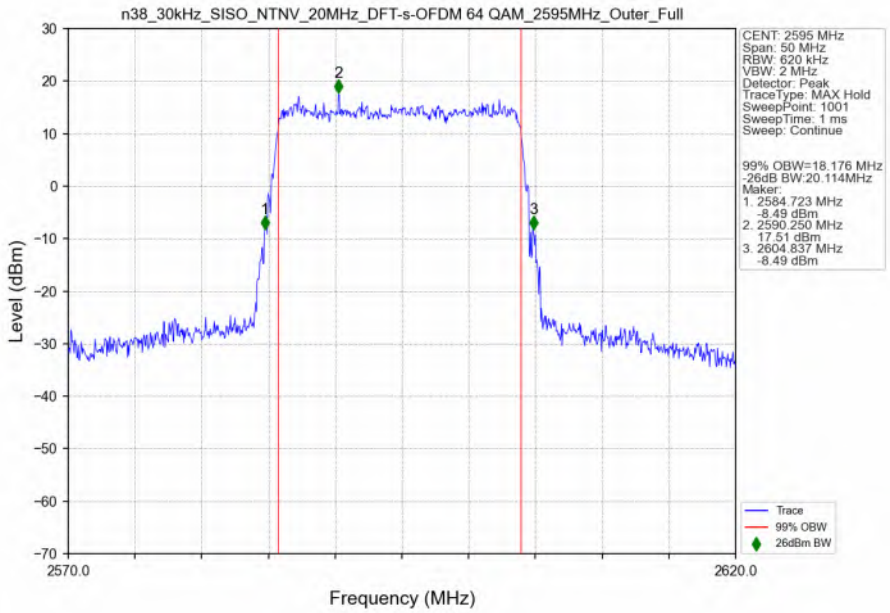

n38_30kHz_SISO_NTNV_20MHz_DFT-s-OFDM 256 QAM_2595MHz_Outer_Full_Ant4

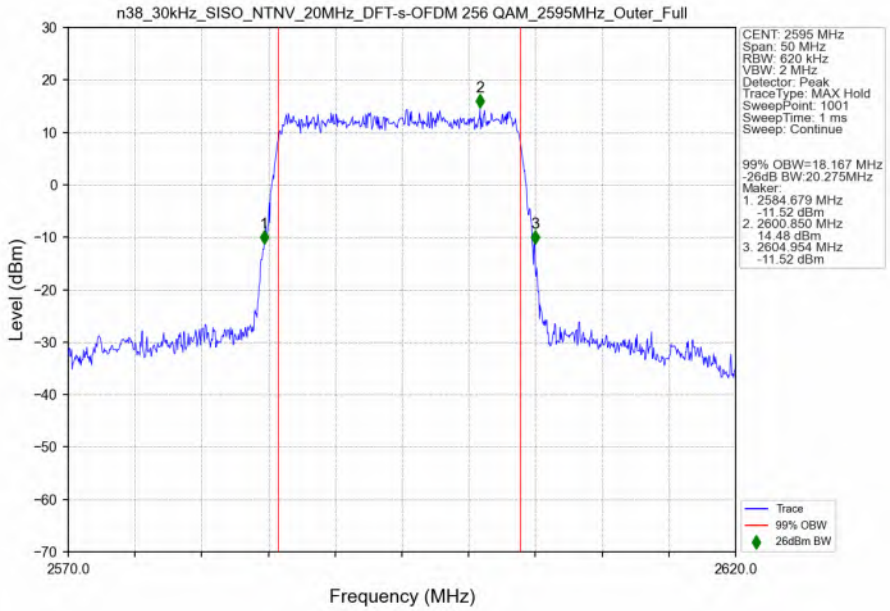

n38_30kHz_SISO_NTNV_20MHz_CP-OFDM QPSK_2595MHz_Outer_Full_Ant4

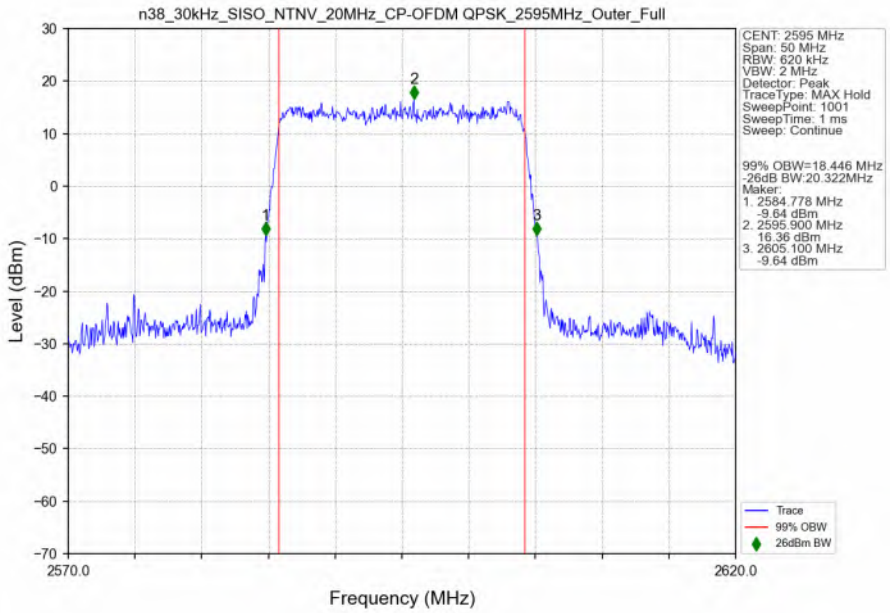

n38_30kHz_SISO_NTNV_20MHz_CP-OFDM 16 QAM_2595MHz_Outer_Full_Ant4

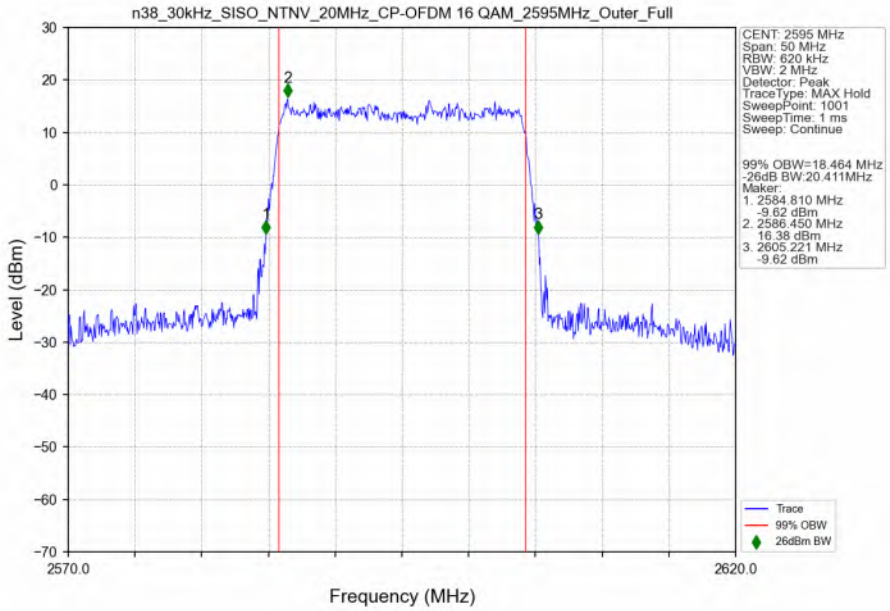

n38_30kHz_SISO_NTNV_20MHz_CP-OFDM 64 QAM_2595MHz_Outer_Full_Ant4

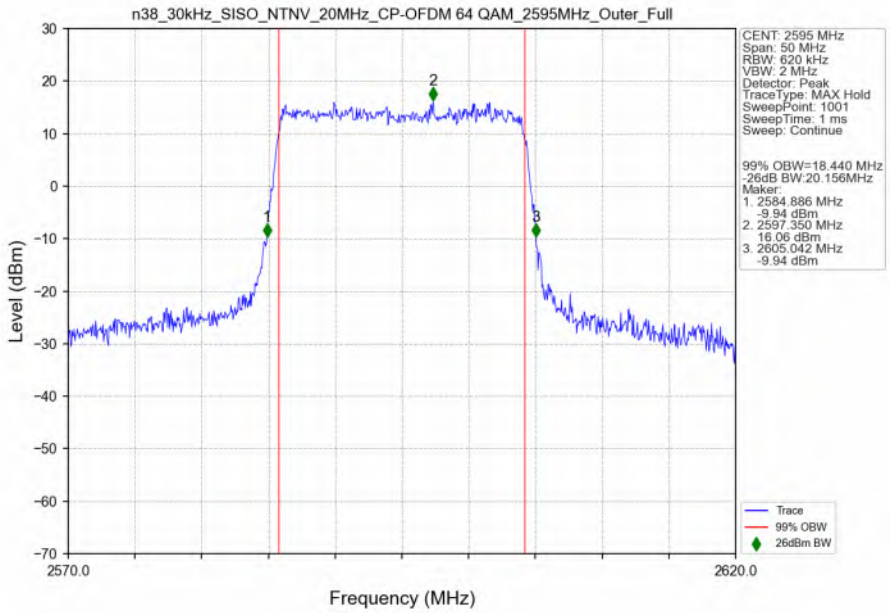

n38_30kHz_SISO_NTNV_20MHz_CP-OFDM 256 QAM_2595MHz_Outer_Full_Ant4

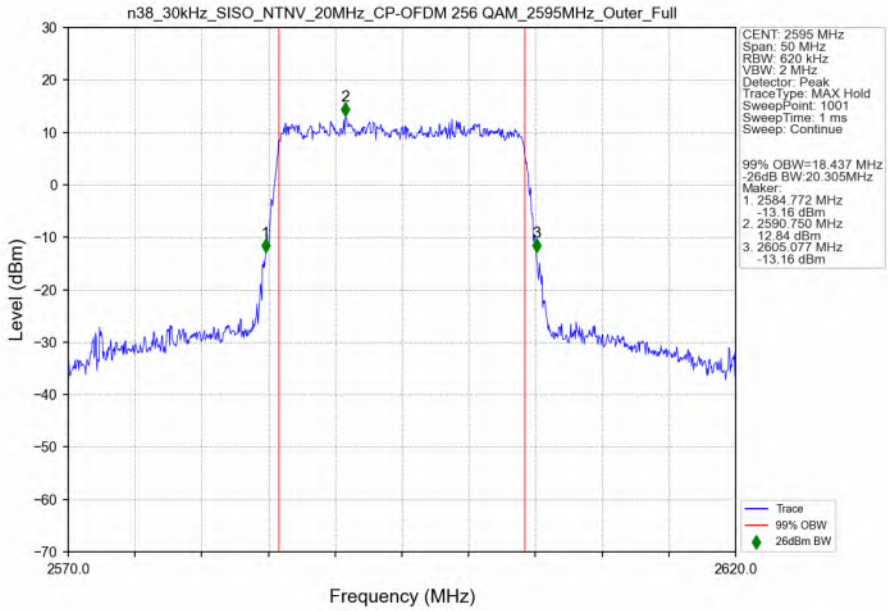

3.2.3 30_S_30M_NTNV

n38_30kHz_SISO_NTNV_30MHz_DFT-s-OFDM PI/2 BPSK_2595MHz_Outer_Full_Ant4

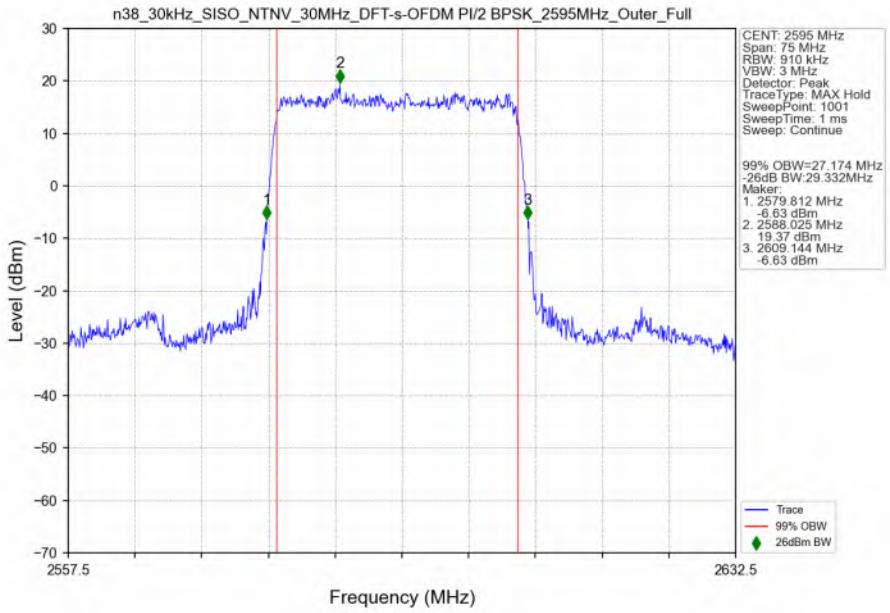

n38_30kHz_SISO_NTNV_30MHz_DFT-s-OFDM QPSK_2595MHz_Outer_Full_Ant4

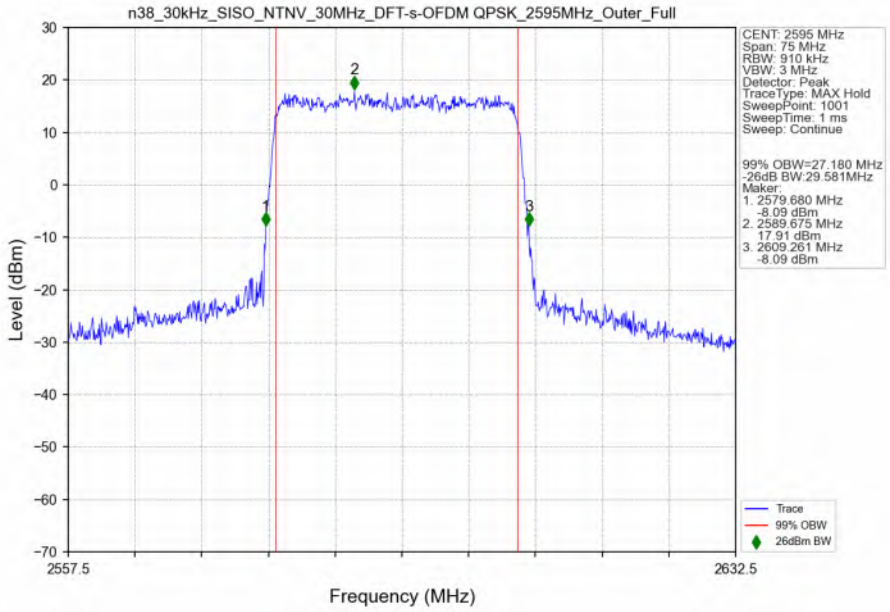

n38_30kHz_SISO_NTNV_30MHz_DFT-s-OFDM 16 QAM_2595MHz_Outer_Full_Ant4

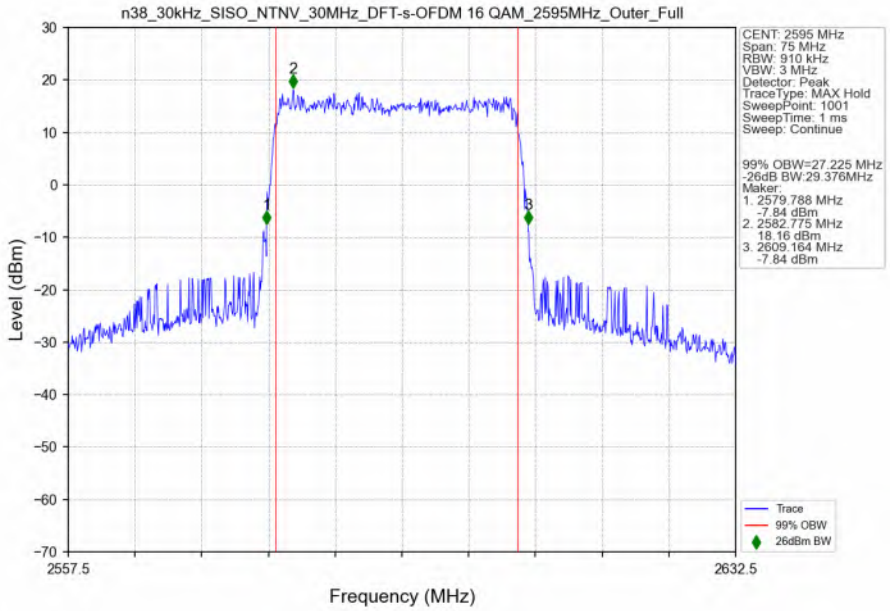

n38_30kHz_SISO_NTNV_30MHz_DFT-s-OFDM 64 QAM_2595MHz_Outer_Full_Ant4

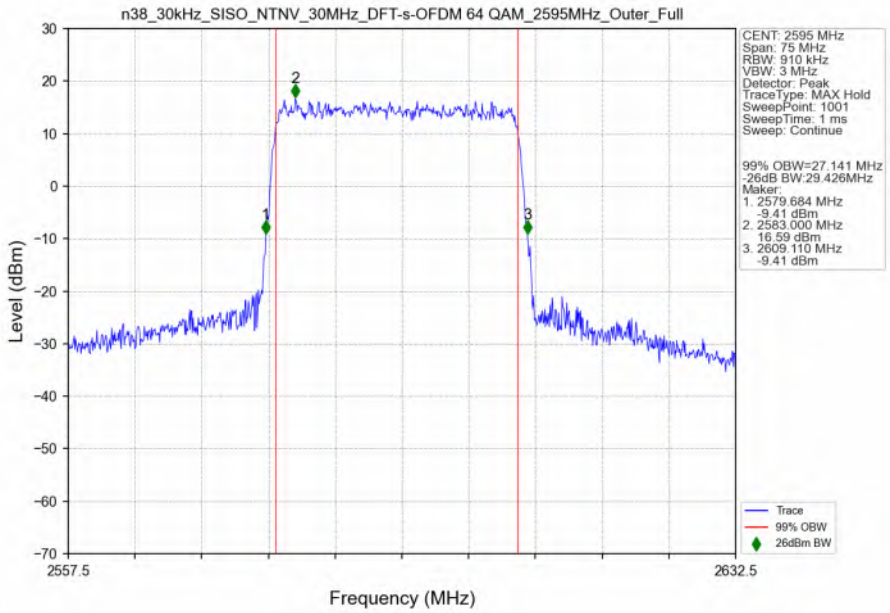

n38_30kHz_SISO_NTNV_30MHz_DFT-s-OFDM 256 QAM_2595MHz_Outer_Full_Ant4

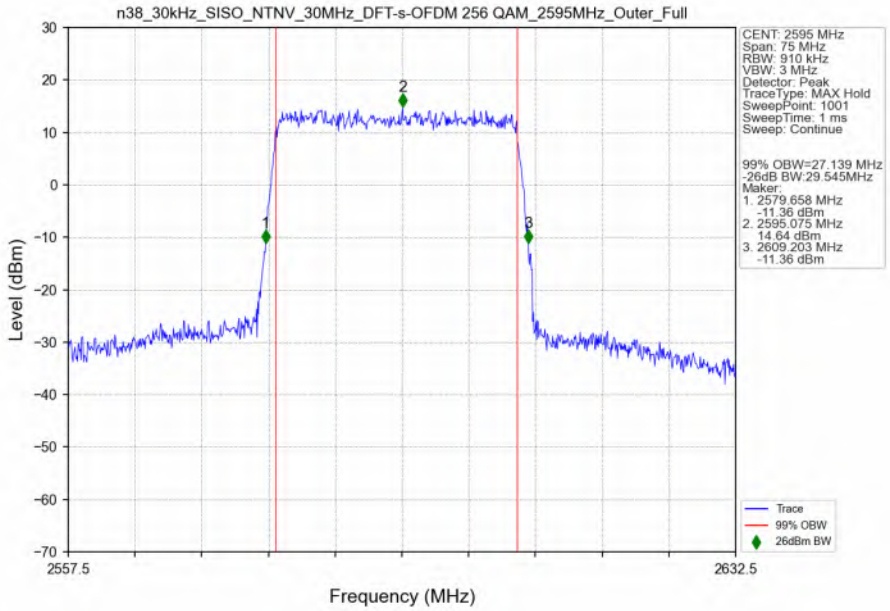

n38_30kHz_SISO_NTNV_30MHz_CP-OFDM QPSK_2595MHz_Outer_Full_Ant4

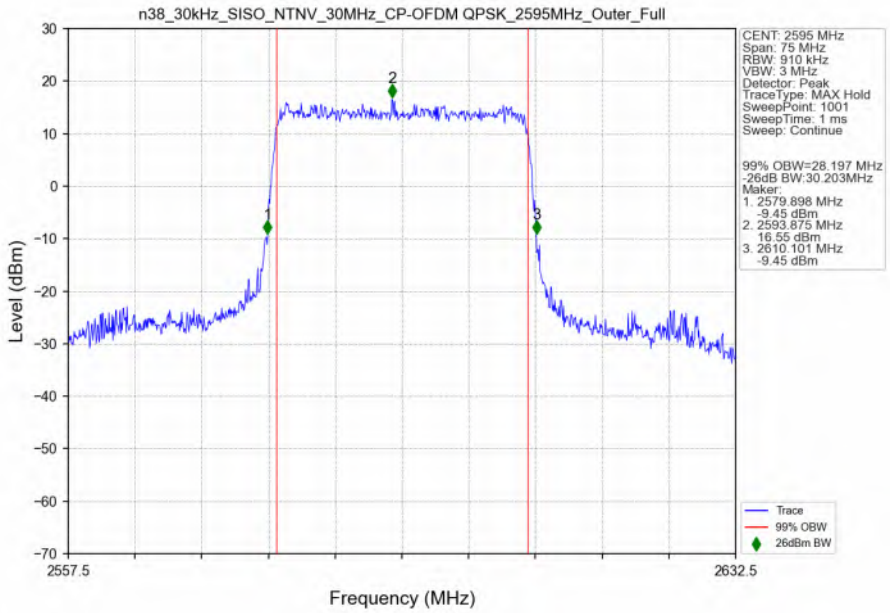

n38_30kHz_SISO_NTNV_30MHz_CP-OFDM 16 QAM_2595MHz_Outer_Full_Ant4

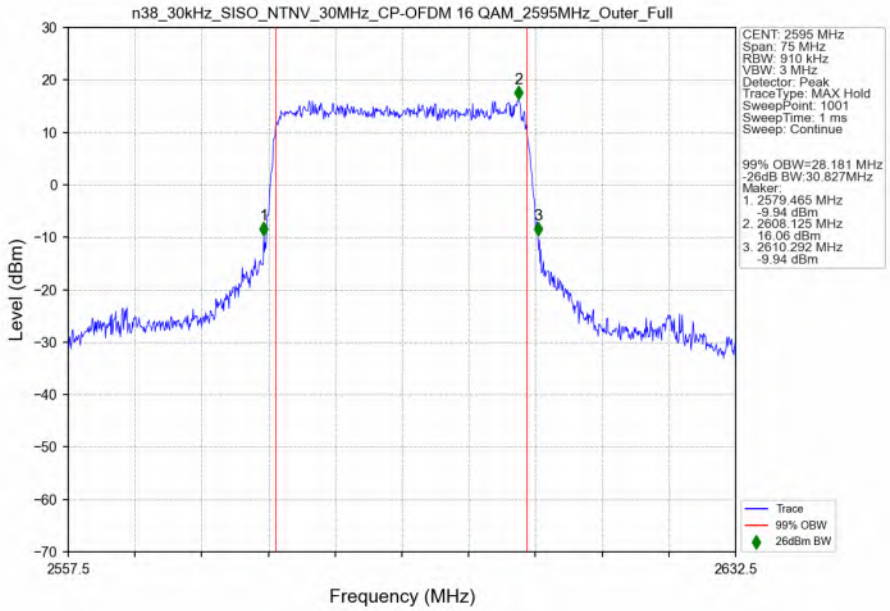

n38_30kHz_SISO_NTNV_30MHz_CP-OFDM 64 QAM_2595MHz_Outer_Full_Ant4

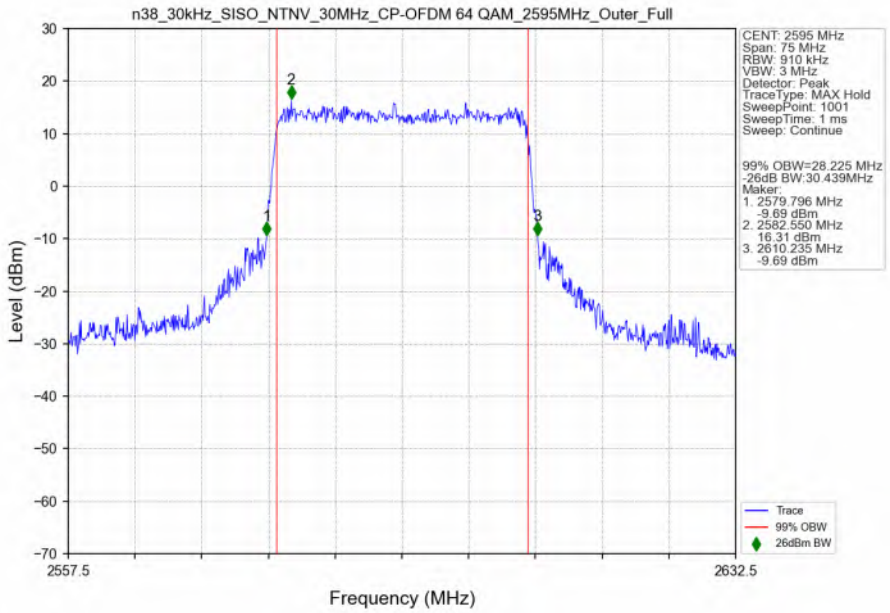

n38_30kHz_SISO_NTNV_30MHz_CP-OFDM 256 QAM_2595MHz_Outer_Full_Ant4

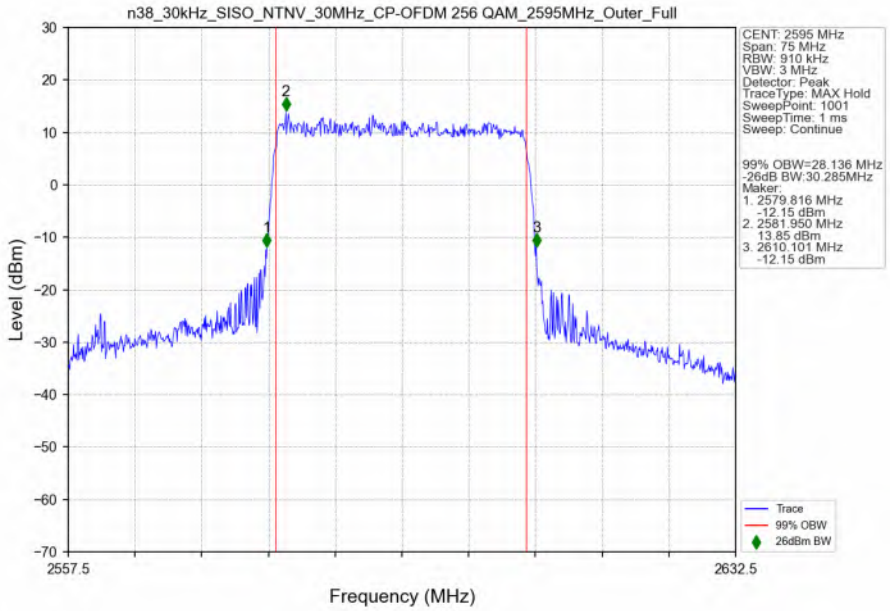

3.2.4 30_S_40M_NTNV

n38_30kHz_SISO_NTNV_40MHz_DFT-s-OFDM PI/2 BPSK_2595MHz_Outer_Full_Ant4

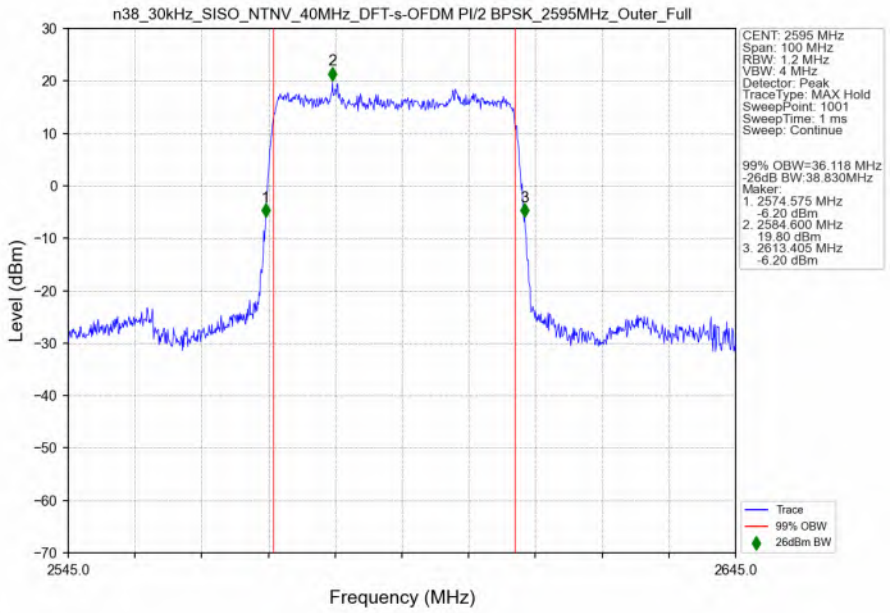

n38_30kHz_SISO_NTNV_40MHz_DFT-s-OFDM QPSK_2595MHz_Outer_Full_Ant4

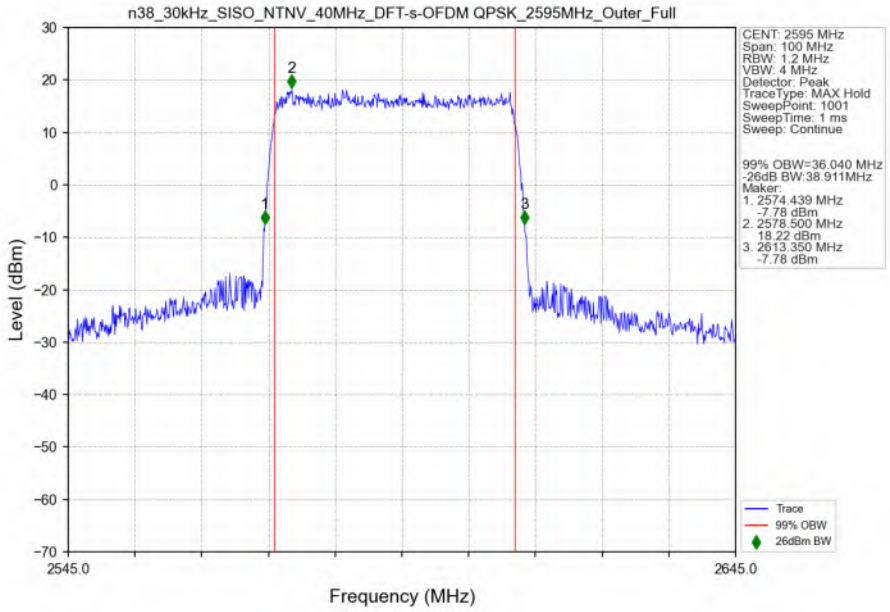

n38_30kHz_SISO_NTNV_40MHz_DFT-s-OFDM 16 QAM_2595MHz_Outer_Full_Ant4

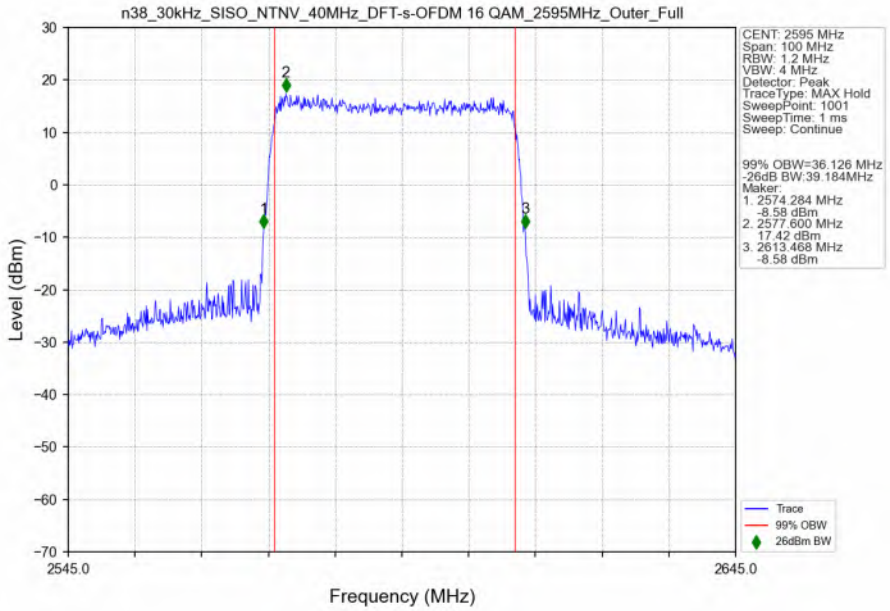

n38_30kHz_SISO_NTNV_40MHz_DFT-s-OFDM 64 QAM_2595MHz_Outer_Full_Ant4

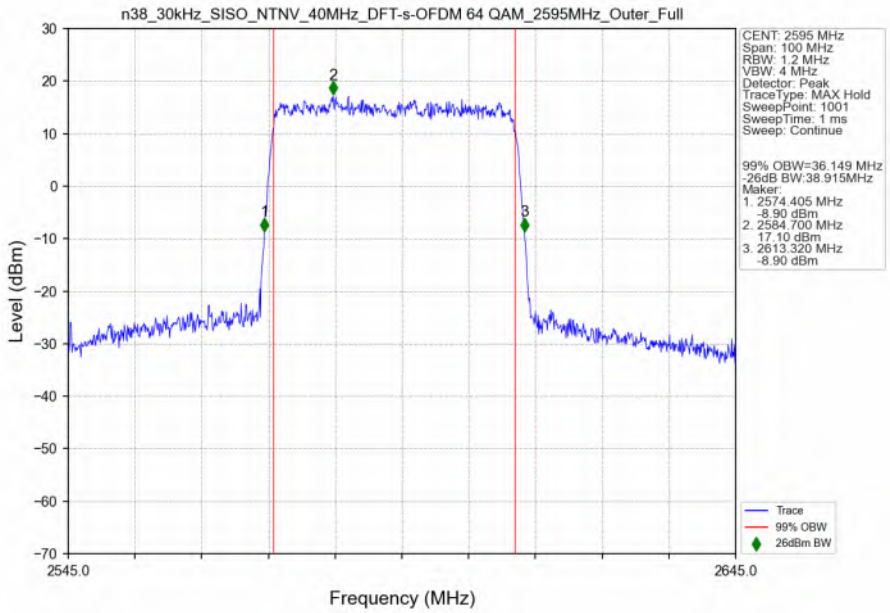

n38_30kHz_SISO_NTNV_40MHz_DFT-s-OFDM 256 QAM_2595MHz_Outer_Full_Ant4

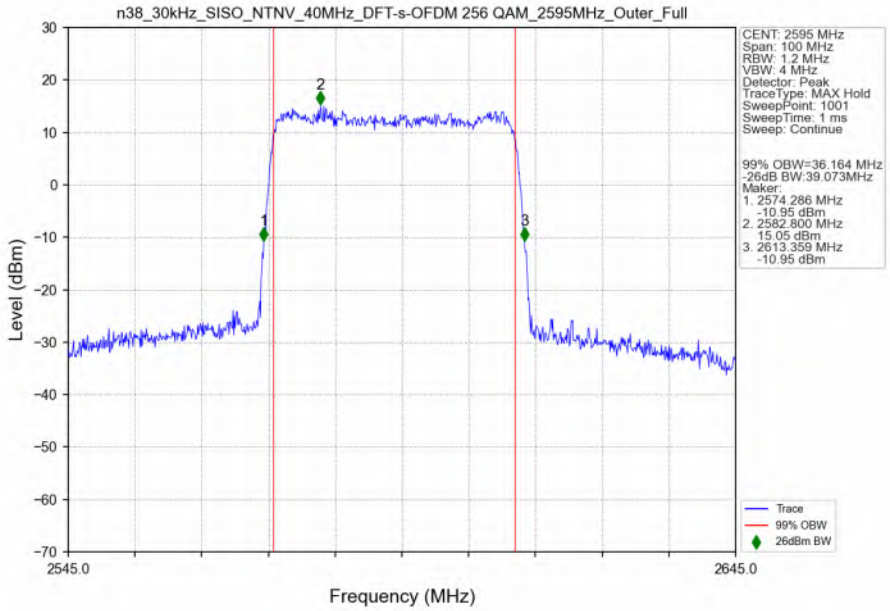

n38_30kHz_SISO_NTNV_40MHz_CP-OFDM QPSK_2595MHz_Outer_Full_Ant4

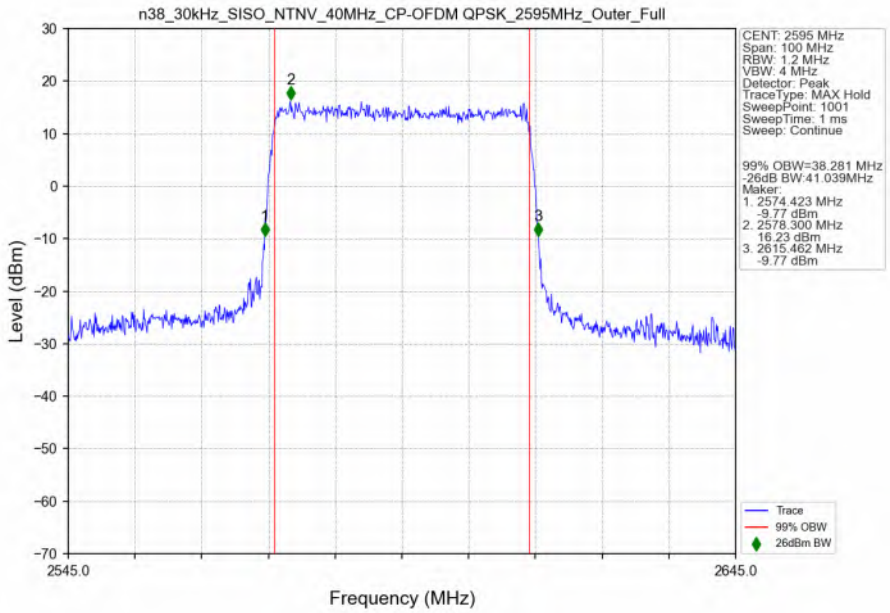

n38_30kHz_SISO_NTNV_40MHz_CP-OFDM 16 QAM_2595MHz_Outer_Full_Ant4

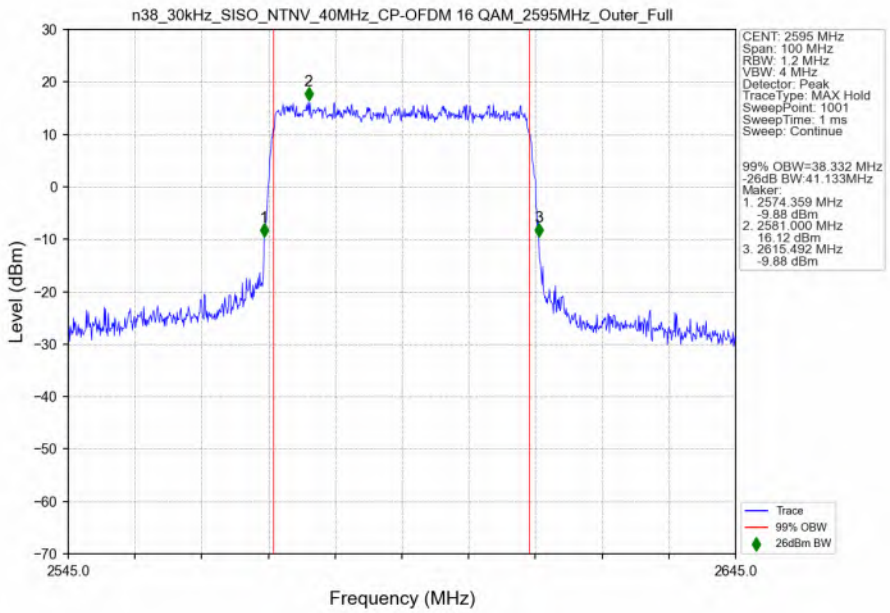

n38_30kHz_SISO_NTNV_40MHz_CP-OFDM 64 QAM_2595MHz_Outer_Full_Ant4

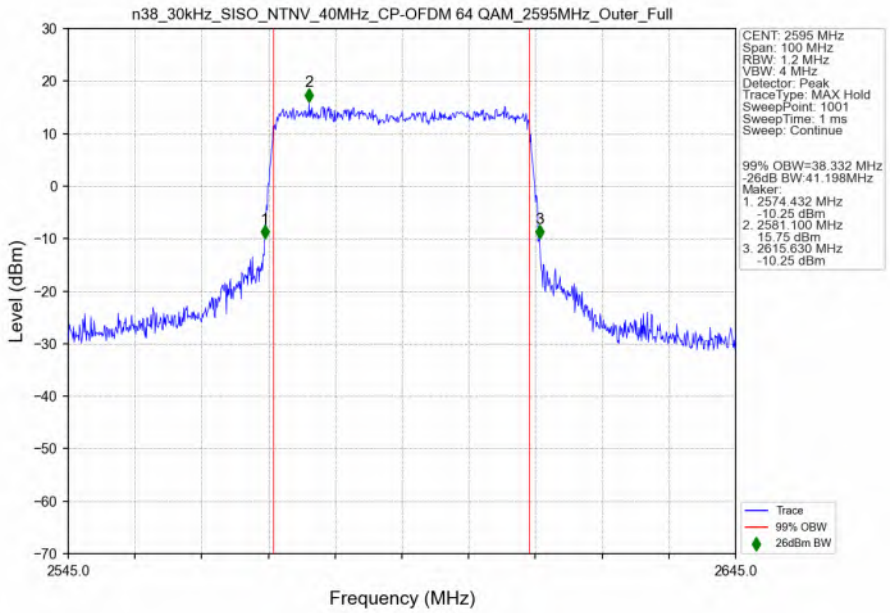

n38_30kHz_SISO_NTNV_40MHz_CP-OFDM 256 QAM_2595MHz_Outer_Full_Ant4

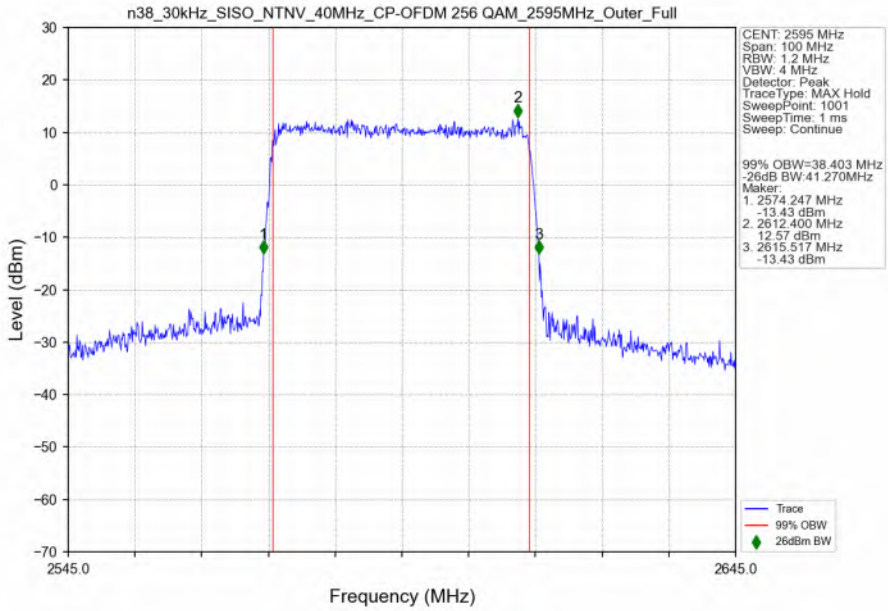

4. Peak-Average Ratio

4.1 Test Result

4.1.1 30_S_40M_NTNV

5G NR n38 SCS=30kHz SISO 40MHz NTNV							
Modulation	Frequency (MHz)	RB Allocation	Peak-Average Ratio (dB)				Verdict
			Ant4	Ant2	Sum	Limit	
DFT-s-OFDM PI/2 BPSK	2595	Outer_Full	4.31	/	/	<=13	Pass
DFT-s-OFDM QPSK	2595	Outer_Full	5.48	/	/	<=13	Pass
CP-OFDM QPSK	2595	Outer_Full	6.94	/	/	<=13	Pass

4.2 Test Graph

4.2.1 30_S_40M_NTNV

n38_30kHz_SISO_NTNV_40MHz_DFT-s-OFDM PI/2 BPSK_2595MHz_Outer_Full_Ant4

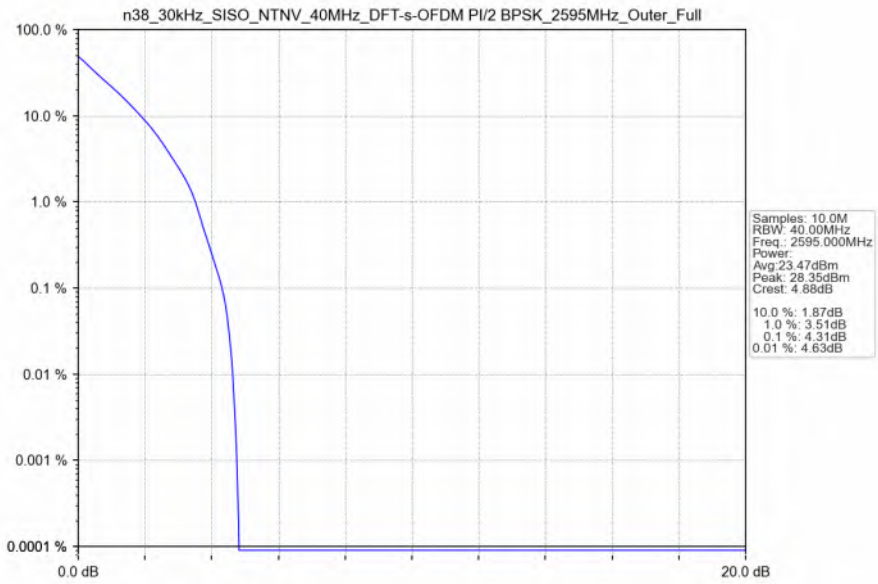

n38_30kHz_SISO_NTNV_40MHz_DFT-s-OFDM QPSK_2595MHz_Outer_Full_Ant4

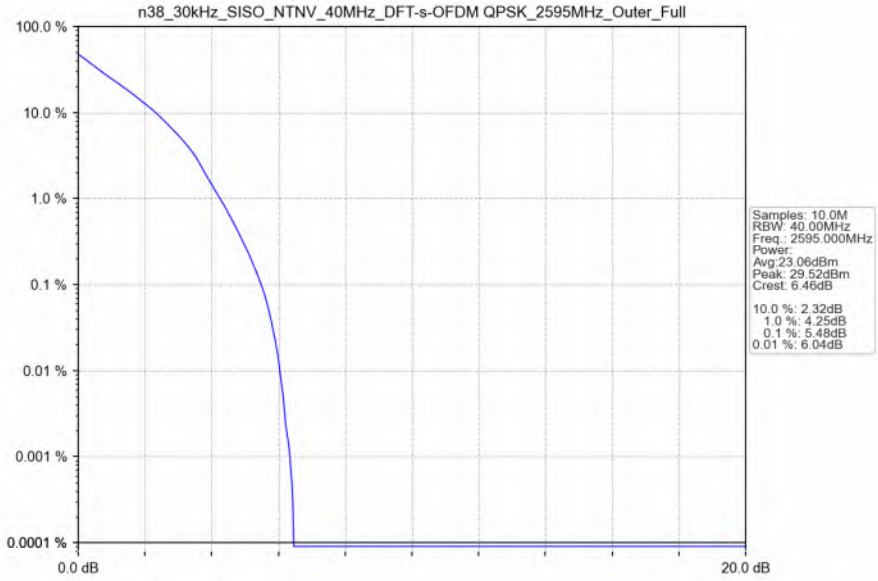

n38_30kHz_SISO_NTNV_40MHz_CP-OFDM QPSK_2595MHz_Outer_Full_Ant4

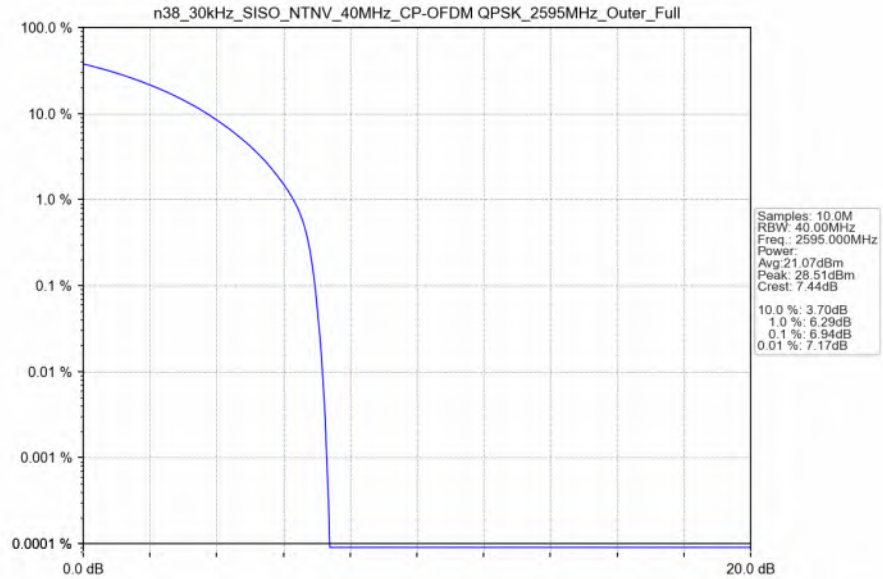

5. Spurious Emission

5.1 Test Result

5.1.1 30_S_10M_NTNV

5G NR n38 SCS=30kHz SISO 10MHz NTNV							
Modulation	Frequency (MHz)	RB Allocation	Spurious Emission				Verdict
			Ant4	Ant2	Sum	Limit	
DFT-s-OFDM PI/2 BPSK	2575	Edge_1RB_Left	Refer To Test Graph				Pass
		Outer_Full	Refer To Test Graph				Pass
	2595	Edge_1RB_Left	Refer To Test Graph				Pass
	2615	Edge_1RB_Right	Refer To Test Graph				Pass
		Outer_Full	Refer To Test Graph				Pass
DFT-s-OFDM QPSK	2575	Edge_1RB_Left	Refer To Test Graph				Pass
		Outer_Full	Refer To Test Graph				Pass
	2595	Edge_1RB_Left	Refer To Test Graph				Pass
	2615	Edge_1RB_Right	Refer To Test Graph				Pass
		Outer_Full	Refer To Test Graph				Pass
CP-OFDM QPSK	2575	Edge_1RB_Left	Refer To Test Graph				Pass
		Outer_Full	Refer To Test Graph				Pass
	2595	Edge_1RB_Left	Refer To Test Graph				Pass
	2615	Edge_1RB_Right	Refer To Test Graph				Pass
		Outer_Full	Refer To Test Graph				Pass

5.1.2 30_S_30M_NTNV

5G NR n38 SCS=30kHz SISO 30MHz NTNV							
Modulation	Frequency (MHz)	RB Allocation	Spurious Emission				Verdict
			Ant4	Ant2	Sum	Limit	
DFT-s-OFDM PI/2 BPSK	2585	Edge_1RB_Left	Refer To Test Graph				Pass
		Outer_Full	Refer To Test Graph				Pass
	2595	Edge_1RB_Left	Refer To Test Graph				Pass
	2605	Edge_1RB_Right	Refer To Test Graph				Pass
		Outer_Full	Refer To Test Graph				Pass
DFT-s-OFDM QPSK	2585	Edge_1RB_Left	Refer To Test Graph				Pass
		Outer_Full	Refer To Test Graph				Pass
	2595	Edge_1RB_Left	Refer To Test Graph				Pass
	2605	Edge_1RB_Right	Refer To Test Graph				Pass
		Outer_Full	Refer To Test Graph				Pass
CP-OFDM QPSK	2585	Edge_1RB_Left	Refer To Test Graph				Pass
		Outer_Full	Refer To Test Graph				Pass
	2595	Edge_1RB_Left	Refer To Test Graph				Pass
	2605	Edge_1RB_Right	Refer To Test Graph				Pass
		Outer_Full	Refer To Test Graph				Pass

5.1.3 30_S_40M_NTNV

5G NR n38 SCS=30kHz SISO 40MHz NTNV							
Modulation	Frequency (MHz)	RB Allocation	Spurious Emission				Verdict
			Ant4	Ant2	Sum	Limit	
DFT-s-OFDM PI/2 BPSK	2590	Edge_1RB_Left	Refer To Test Graph				Pass
		Outer_Full	Refer To Test Graph				Pass
	2595	Edge_1RB_Left	Refer To Test Graph				Pass
	2600	Edge_1RB_Right	Refer To Test Graph				Pass
		Outer_Full	Refer To Test Graph				Pass
DFT-s-OFDM QPSK	2590	Edge_1RB_Left	Refer To Test Graph				Pass
		Outer_Full	Refer To Test Graph				Pass
	2595	Edge_1RB_Left	Refer To Test Graph				Pass
	2600	Edge_1RB_Right	Refer To Test Graph				Pass
		Outer_Full	Refer To Test Graph				Pass
CP-OFDM QPSK	2590	Edge_1RB_Left	Refer To Test Graph				Pass
		Outer_Full	Refer To Test Graph				Pass
	2595	Edge_1RB_Left	Refer To Test Graph				Pass
	2600	Edge_1RB_Right	Refer To Test Graph				Pass
		Outer_Full	Refer To Test Graph				Pass

5.2 Test Graph

5.2.1 30_S_10M_NTNV

n38_30kHz_SISO_NTNV_10MHz_DFT-s-OFDM PI/2 BPSK_2575MHz_Edge_1RB_Left_Ant4

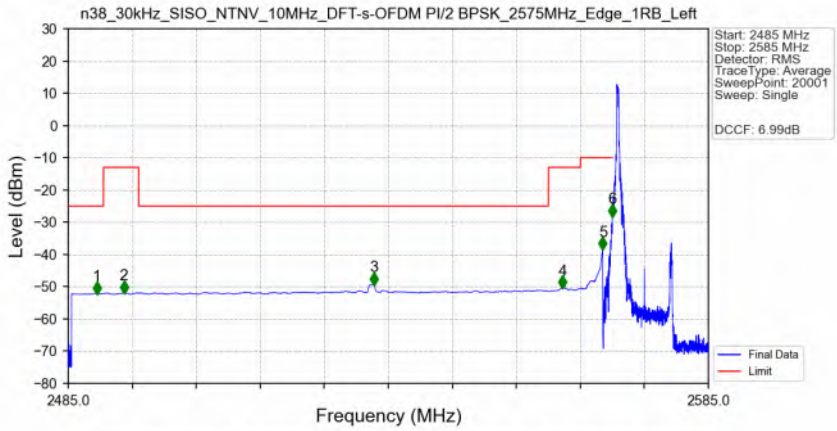

Start (MHz)	Stop (MHz)	RBW (MHz)	Method	Marker No.	Freq (MHz)	Level (dBm)	Limit (dBm)	Result
2485	2490.5	1	CHP	1	2489.445	-52.07	-25	Pass
2490.5	2496	1	CHP	2	2493.710	-51.82	-13	Pass
2496	2560	1	CHP	3	2532.740	-49.23	-25	Pass
2560	2565	1	CHP	4	2562.245	-50.24	-13	Pass
2565	2569	1	CHP	5	2568.500	-38.33	-10	Pass
2569	2570	0.02	CHP	6	2569.995	-28.05	-10	Pass
2570	2585	0.02	CHP	/	/	/	/	/

n38_30kHz_SISO_NTNV_10MHz_DFT-s-OFDM PI/2 BPSK_2575MHz_Edge_1RB_Left_Ant4

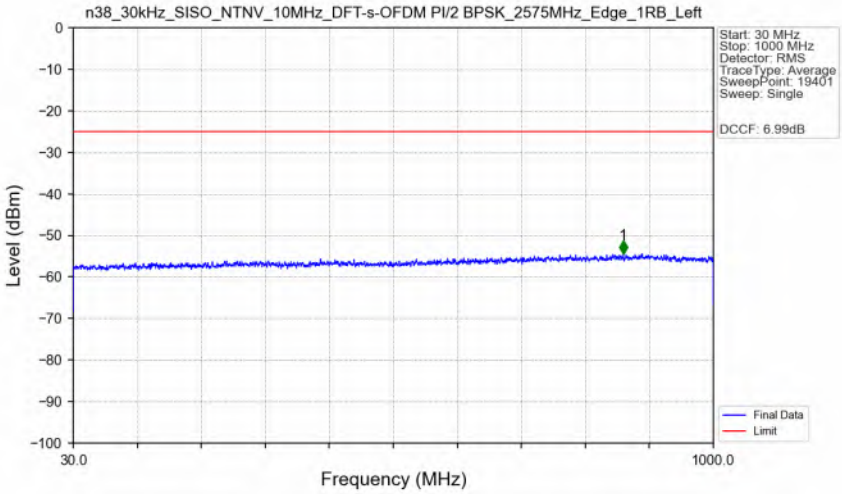

Start (MHz)	Stop (MHz)	RBW (MHz)	Method	Marker No.	Freq (MHz)	Level (dBm)	Limit (dBm)	Result
30	1000	1	CHP	1	863.300	-54.39	-25	Pass

n38_30kHz_SISO_NTNV_10MHz_DFT-s-OFDM PI/2 BPSK_2575MHz_Edge_1RB_Left_Ant4

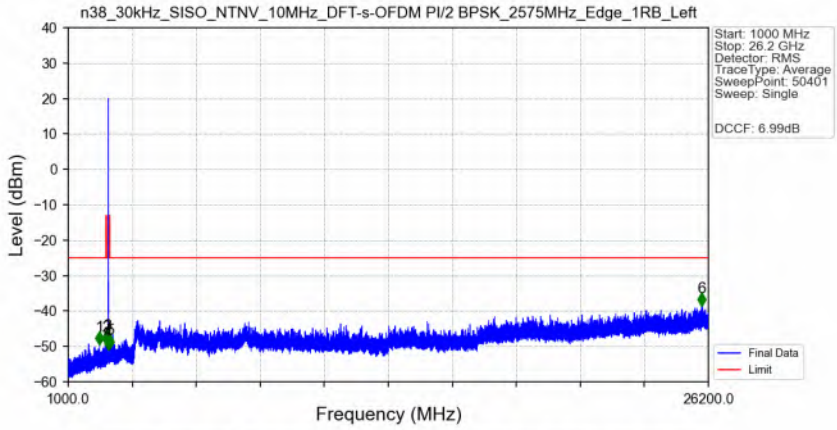

Start (MHz)	Stop (MHz)	RBW (MHz)	Method	Marker No.	Freq (MHz)	Level (dBm)	Limit (dBm)	Result
1000	2490.5	1	/	1	2235.000	-49.29	-25	Pass
2490.5	2496	1	/	2	2496.000	-49.21	-13	Pass
2496	2560	1	/	3	2548.000	-48.92	-25	Pass
2560	2565	1	/	4	2564.000	-50.73	-13	Pass
2565	2625	1	/	/	/	/	/	/
2625	2630	1	/	5	2629.500	-50.20	-13	Pass
2630	26200	1	/	6	25936.500	-38.29	-25	Pass

n38_30kHz_SISO_NTNV_10MHz_DFT-s-OFDM PI/2 BPSK_2575MHz_Outer_Full_Ant4

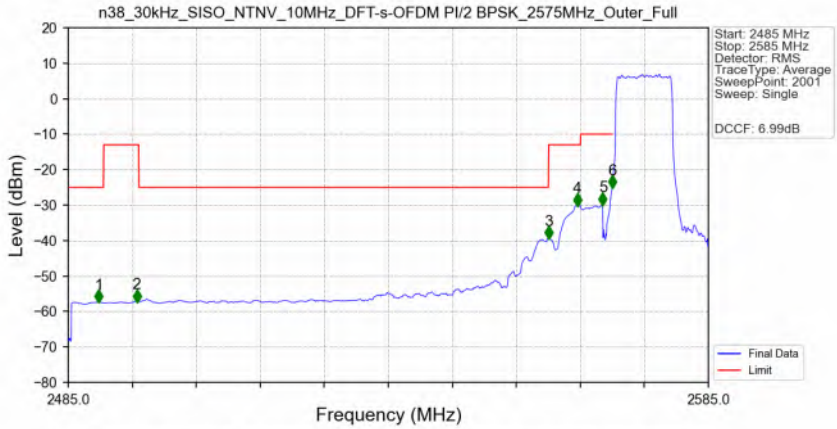

Start (MHz)	Stop (MHz)	RBW (MHz)	Method	Marker No.	Freq (MHz)	Level (dBm)	Limit (dBm)	Result
2485	2490.5	1	CHP	1	2489.750	-57.24	-25	Pass
2490.5	2496	1	CHP	2	2495.700	-57.12	-13	Pass
2496	2560	1	CHP	3	2560.000	-39.29	-25	Pass
2560	2565	1	CHP	4	2564.550	-30.04	-13	Pass
2565	2569	1	CHP	5	2568.500	-29.82	-10	Pass
2569	2570	0.203	CHP	6	2569.950	-24.98	-10	Pass
2570	2585	0.203	CHP	/	/	/	/	/

n38_30kHz_SISO_NTNV_10MHz_DFT-s-OFDM PI/2 BPSK_2595MHz_Edge_1RB_Left_Ant4

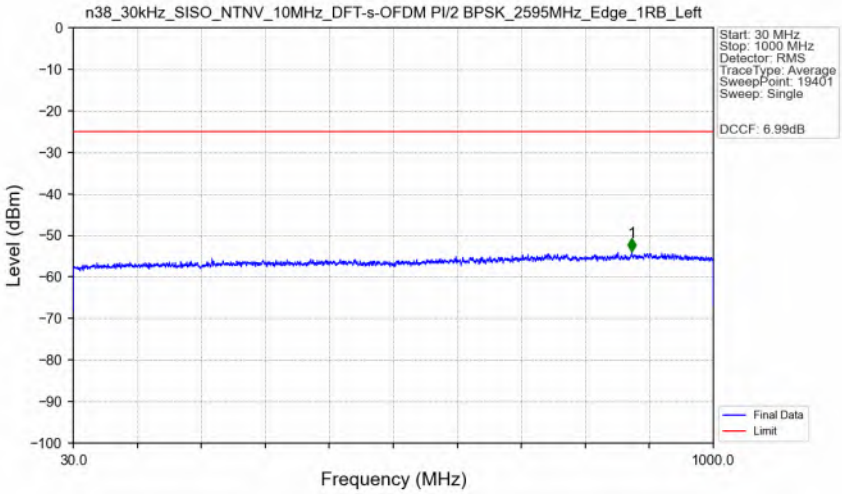

Start (MHz)	Stop (MHz)	RBW (MHz)	Method	Marker No.	Freq (MHz)	Level (dBm)	Limit (dBm)	Result
30	1000	1	CHP	1	876.300	-53.83	-25	Pass

n38_30kHz_SISO_NTNV_10MHz_DFT-s-OFDM PI/2 BPSK_2595MHz_Edge_1RB_Left_Ant4

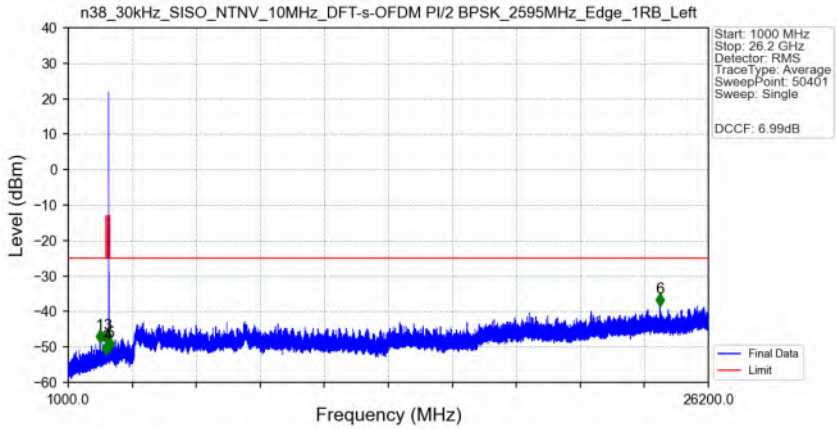

Start (MHz)	Stop (MHz)	RBW (MHz)	Method	Marker No.	Freq (MHz)	Level (dBm)	Limit (dBm)	Result
1000	2490.5	1	/	1	2252.500	-48.53	-25	Pass
2490.5	2496	1	/	2	2491.000	-51.87	-13	Pass
2496	2560	1	/	3	2553.000	-48.57	-25	Pass
2560	2565	1	/	4	2561.500	-51.43	-13	Pass
2565	2625	1	/	/	/	/	/	/
2625	2630	1	/	5	2627.500	-50.68	-13	Pass
2630	26200	1	/	6	24294.500	-38.26	-25	Pass

n38_30kHz_SISO_NTNV_10MHz_DFT-s-OFDM PI/2 BPSK_2615MHz_Edge_1RB_Right_Ant4

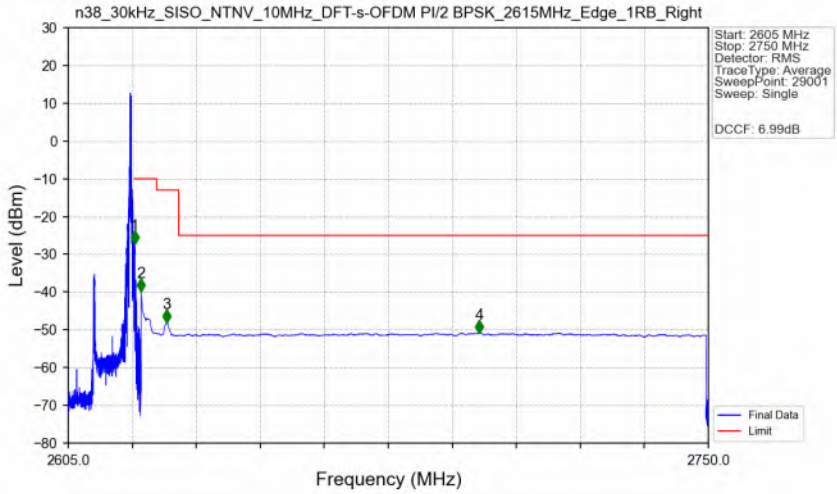

Start (MHz)	Stop (MHz)	RBW (MHz)	Method	Marker No.	Freq (MHz)	Level (dBm)	Limit (dBm)	Result
2605	2620	0.02	CHP	/	/	/	/	/
2620	2621	0.02	CHP	1	2620.025	-27.34	-10	Pass
2621	2625	1	CHP	2	2621.500	-39.89	-10	Pass
2625	2630	1	CHP	3	2627.285	-48.14	-13	Pass
2630	2750	1	CHP	4	2698.100	-50.83	-25	Pass

n38_30kHz_SISO_NTNV_10MHz_DFT-s-OFDM PI/2 BPSK_2615MHz_Edge_1RB_Right_Ant4

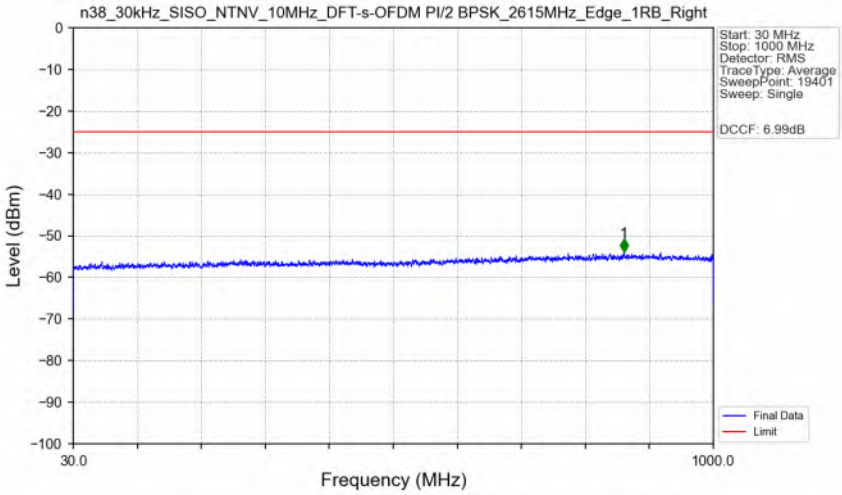

Start (MHz)	Stop (MHz)	RBW (MHz)	Method	Marker No.	Freq (MHz)	Level (dBm)	Limit (dBm)	Result
30	1000	1	CHP	1	864.500	-53.91	-25	Pass

n38_30kHz_SISO_NTNV_10MHz_DFT-s-OFDM PI/2 BPSK_2615MHz_Edge_1RB_Right_Ant4

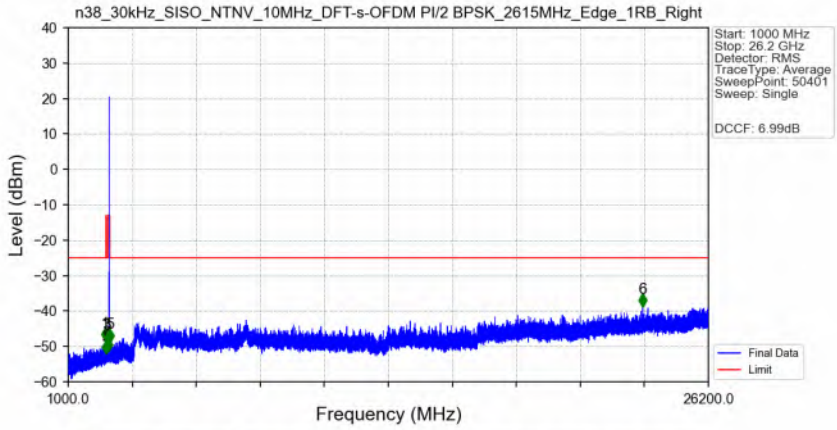

Start (MHz)	Stop (MHz)	RBW (MHz)	Method	Marker No.	Freq (MHz)	Level (dBm)	Limit (dBm)	Result
1000	2490.5	1	/	1	2457.500	-48.13	-25	Pass
2490.5	2496	1	/	2	2495.500	-51.77	-13	Pass
2496	2560	1	/	3	2532.000	-48.52	-25	Pass
2560	2565	1	/	4	2564.000	-51.04	-13	Pass
2565	2625	1	/	/	/	/	/	/
2625	2630	1	/	5	2626.500	-48.47	-13	Pass
2630	26200	1	/	6	23613.000	-38.59	-25	Pass

n38_30kHz_SISO_NTNV_10MHz_DFT-s-OFDM PI/2 BPSK_2615MHz_Outer_Full_Ant4

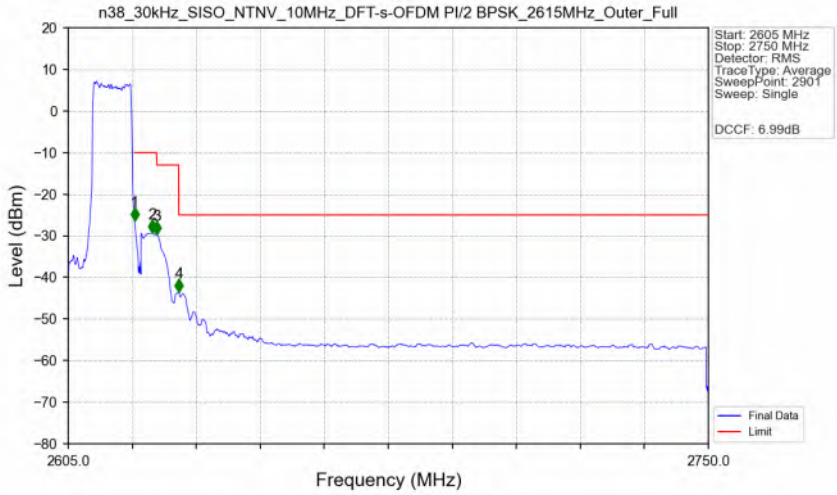

Start (MHz)	Stop (MHz)	RBW (MHz)	Method	Marker No.	Freq (MHz)	Level (dBm)	Limit (dBm)	Result
2605	2620	0.203	CHP	/	/	/	/	/
2620	2621	0.203	CHP	1	2620.050	-26.34	-10	Pass
2621	2625	1	CHP	2	2624.100	-29.28	-10	Pass
2625	2630	1	CHP	3	2625.050	-29.67	-13	Pass
2630	2750	1	CHP	4	2630.050	-43.45	-25	Pass

n38_30kHz_SISO_NTNV_10MHz_DFT-s-OFDM QPSK_2575MHz_Edge_1RB_Left_Ant4

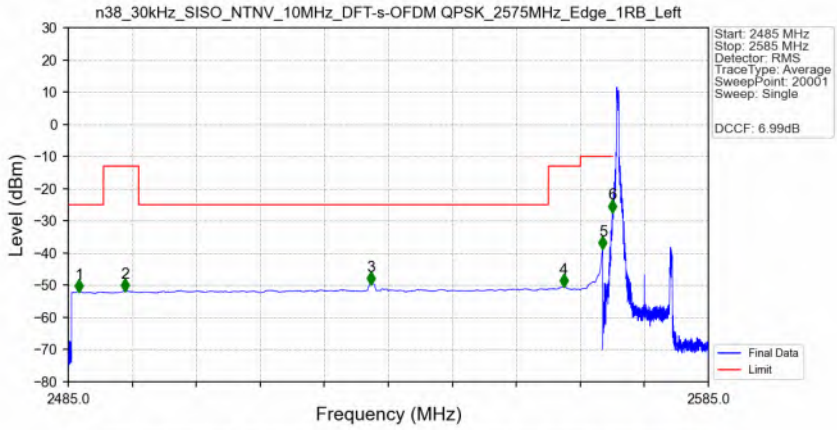

Start (MHz)	Stop (MHz)	RBW (MHz)	Method	Marker No.	Freq (MHz)	Level (dBm)	Limit (dBm)	Result
2485	2490.5	1	CHP	1	2486.670	-51.90	-25	Pass
2490.5	2496	1	CHP	2	2493.880	-51.75	-13	Pass
2496	2560	1	CHP	3	2532.225	-49.53	-25	Pass
2560	2565	1	CHP	4	2562.405	-50.35	-13	Pass
2565	2569	1	CHP	5	2568.500	-38.45	-10	Pass
2569	2570	0.02	CHP	6	2569.995	-27.10	-10	Pass
2570	2585	0.02	CHP	/	/	/	/	/

n38_30kHz_SISO_NTNV_10MHz_DFT-s-OFDM QPSK_2575MHz_Edge_1RB_Left_Ant4

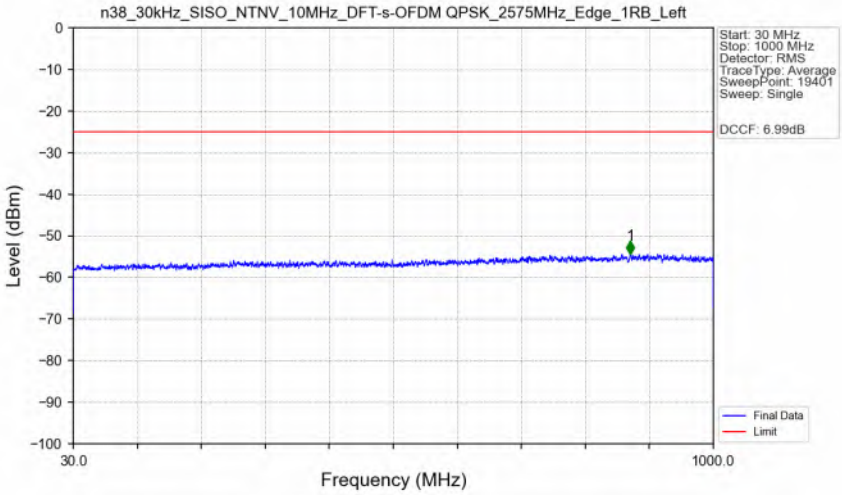

Start (MHz)	Stop (MHz)	RBW (MHz)	Method	Marker No.	Freq (MHz)	Level (dBm)	Limit (dBm)	Result
30	1000	1	CHP	1	874.450	-54.35	-25	Pass

n38_30kHz_SISO_NTNV_10MHz_DFT-s-OFDM QPSK_2575MHz_Edge_1RB_Left_Ant4

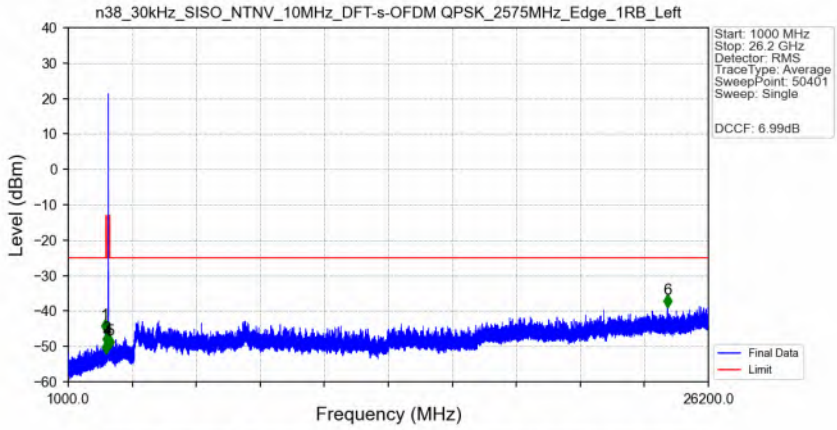

Start (MHz)	Stop (MHz)	RBW (MHz)	Method	Marker No.	Freq (MHz)	Level (dBm)	Limit (dBm)	Result
1000	2490.5	1	/	1	2457.500	-45.82	-25	Pass
2490.5	2496	1	/	2	2495.500	-51.84	-13	Pass
2496	2560	1	/	3	2516.500	-49.43	-25	Pass
2560	2565	1	/	4	2564.500	-50.32	-13	Pass
2565	2625	1	/	/	/	/	/	/
2625	2630	1	/	5	2625.500	-50.29	-13	Pass
2630	26200	1	/	6	24592.000	-38.70	-25	Pass

n38_30kHz_SISO_NTNV_10MHz_DFT-s-OFDM QPSK_2575MHz_Outer_Full_Ant4

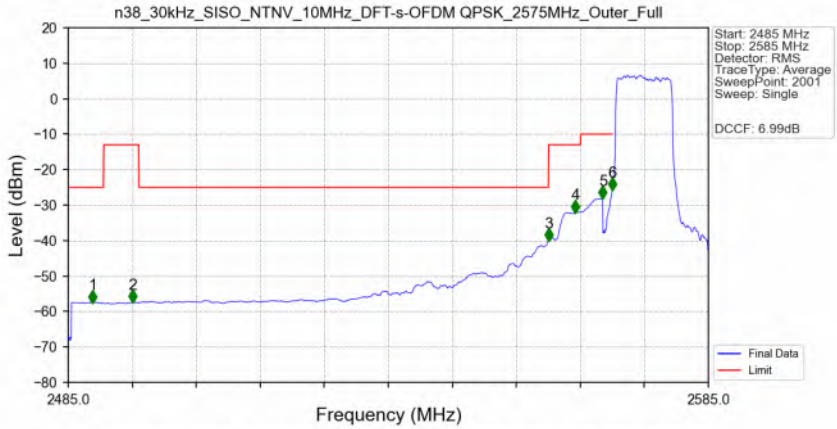

Start (MHz)	Stop (MHz)	RBW (MHz)	Method	Marker No.	Freq (MHz)	Level (dBm)	Limit (dBm)	Result
2485	2490.5	1	CHP	1	2488.800	-57.37	-25	Pass
2490.5	2496	1	CHP	2	2495.100	-57.29	-13	Pass
2496	2560	1	CHP	3	2560.000	-40.00	-25	Pass
2560	2565	1	CHP	4	2564.250	-31.96	-13	Pass
2565	2569	1	CHP	5	2568.500	-28.00	-10	Pass
2569	2570	0.203	CHP	6	2569.950	-25.62	-10	Pass
2570	2585	0.203	CHP	/	/	/	/	/

n38_30kHz_SISO_NTNV_10MHz_DFT-s-OFDM QPSK_2595MHz_Edge_1RB_Left_Ant4

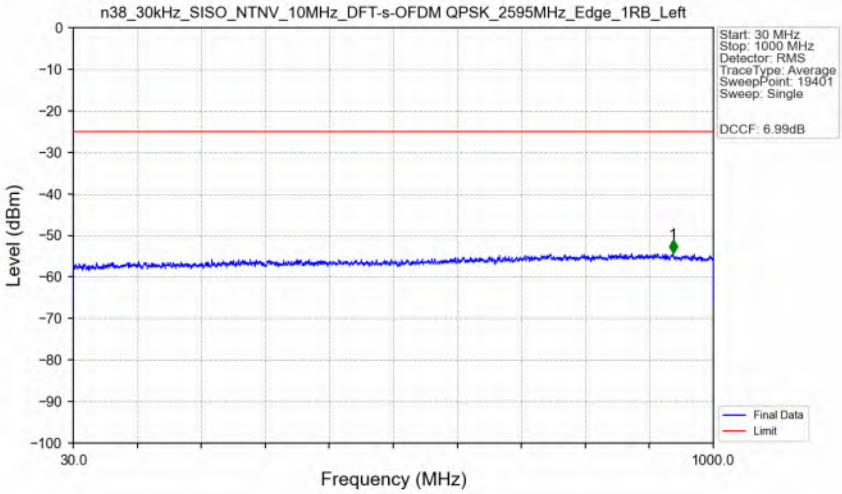

Start (MHz)	Stop (MHz)	RBW (MHz)	Method	Marker No.	Freq (MHz)	Level (dBm)	Limit (dBm)	Result
30	1000	1	CHP	1	938.900	-54.28	-25	Pass

n38_30kHz_SISO_NTNV_10MHz_DFT-s-OFDM QPSK_2595MHz_Edge_1RB_Left_Ant4

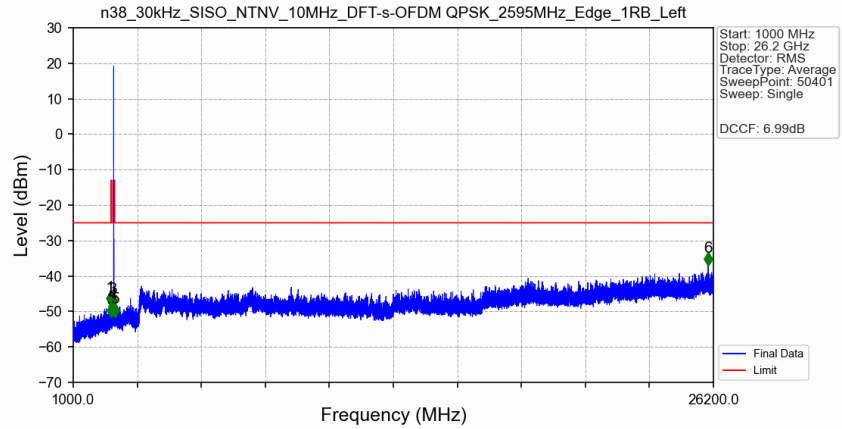

Start (MHz)	Stop (MHz)	RBW (MHz)	Method	Marker No.	Freq (MHz)	Level (dBm)	Limit (dBm)	Result
1000	2490.5	1	/	1	2454.000	-47.94	-25	Pass
2490.5	2496	1	/	2	2494.000	-51.19	-13	Pass
2496	2560	1	/	3	2543.000	-48.38	-25	Pass
2560	2565	1	/	4	2562.000	-49.95	-13	Pass
2565	2625	1	/	/	/	/	/	/
2625	2630	1	/	5	2630.000	-51.20	-13	Pass
2630	26200	1	/	6	25993.500	-36.83	-25	Pass

n38_30kHz_SISO_NTNV_10MHz_DFT-s-OFDM QPSK_2615MHz_Edge_1RB_Right_Ant4

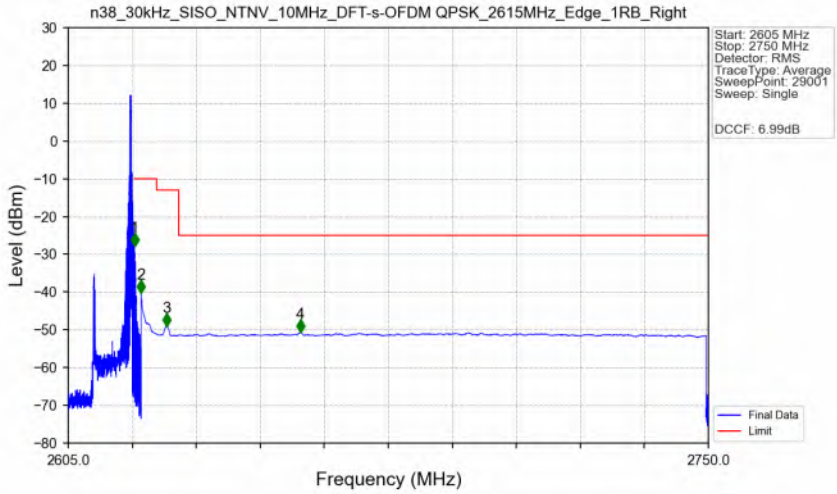

Start (MHz)	Stop (MHz)	RBW (MHz)	Method	Marker No.	Freq (MHz)	Level (dBm)	Limit (dBm)	Result
2605	2620	0.02	CHP	/	/	/	/	/
2620	2621	0.02	CHP	1	2620.005	-27.83	-10	Pass
2621	2625	1	CHP	2	2621.500	-40.19	-10	Pass
2625	2630	1	CHP	3	2627.235	-49.06	-13	Pass
2630	2750	1	CHP	4	2657.550	-50.74	-25	Pass

n38_30kHz_SISO_NTNV_10MHz_DFT-s-OFDM QPSK_2615MHz_Edge_1RB_Right_Ant4

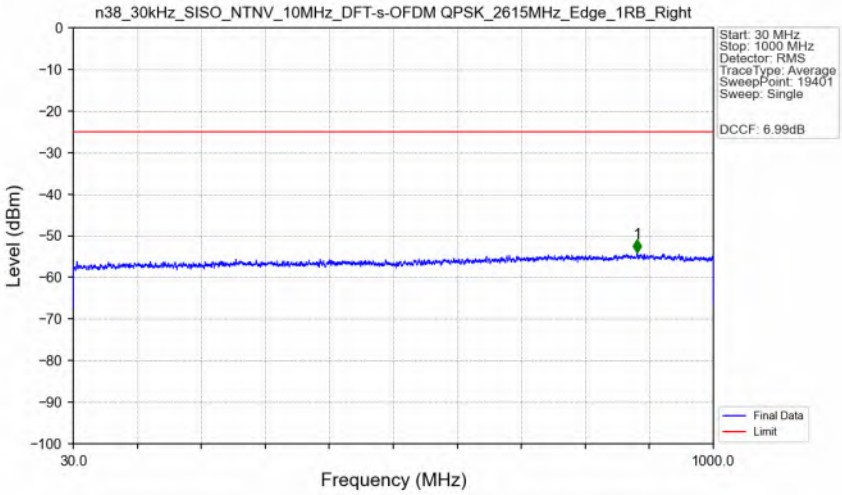

Start (MHz)	Stop (MHz)	RBW (MHz)	Method	Marker No.	Freq (MHz)	Level (dBm)	Limit (dBm)	Result
30	1000	1	CHP	1	884.350	-53.99	-25	Pass

n38_30kHz_SISO_NTNV_10MHz_DFT-s-OFDM QPSK_2615MHz_Edge_1RB_Right_Ant4

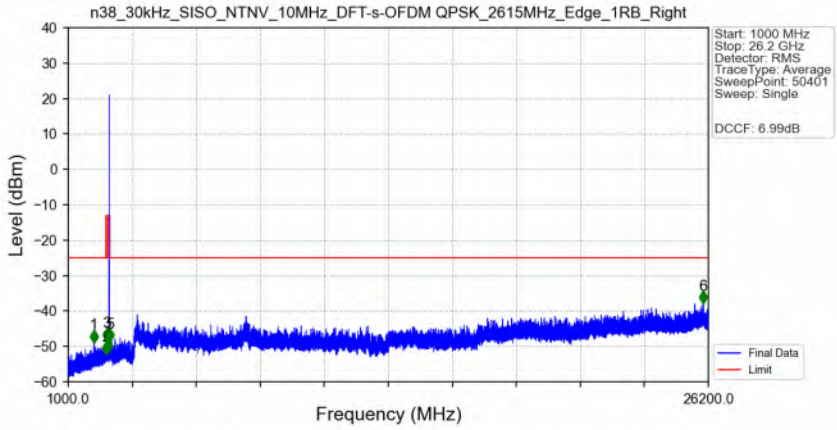

Start (MHz)	Stop (MHz)	RBW (MHz)	Method	Marker No.	Freq (MHz)	Level (dBm)	Limit (dBm)	Result
1000	2490.5	1	/	1	2007.000	-48.71	-25	Pass
2490.5	2496	1	/	2	2495.000	-52.03	-13	Pass
2496	2560	1	/	3	2518.500	-48.27	-25	Pass
2560	2565	1	/	4	2564.000	-51.36	-13	Pass
2565	2625	1	/	/	/	/	/	/
2625	2630	1	/	5	2627.000	-48.36	-13	Pass
2630	26200	1	/	6	25987.500	-37.70	-25	Pass

n38_30kHz_SISO_NTNV_10MHz_DFT-s-OFDM QPSK_2615MHz_Outer_Full_Ant4

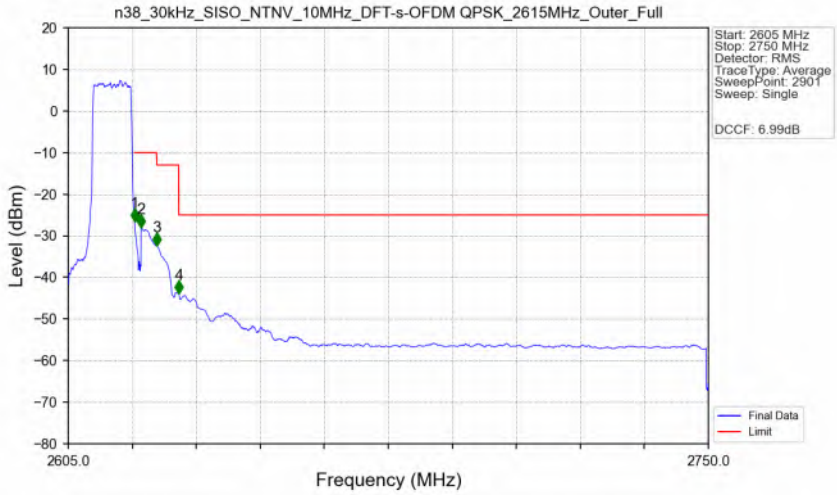

Start (MHz)	Stop (MHz)	RBW (MHz)	Method	Marker No.	Freq (MHz)	Level (dBm)	Limit (dBm)	Result
2605	2620	0.203	CHP	/	/	/	/	/
2620	2621	0.203	CHP	1	2620.050	-26.56	-10	Pass
2621	2625	1	CHP	2	2621.500	-28.00	-10	Pass
2625	2630	1	CHP	3	2625.050	-32.34	-13	Pass
2630	2750	1	CHP	4	2630.050	-43.94	-25	Pass

n38_30kHz_SISO_NTNV_10MHz_CP-OFDM QPSK_2575MHz_Edge_1RB_Left_Ant4

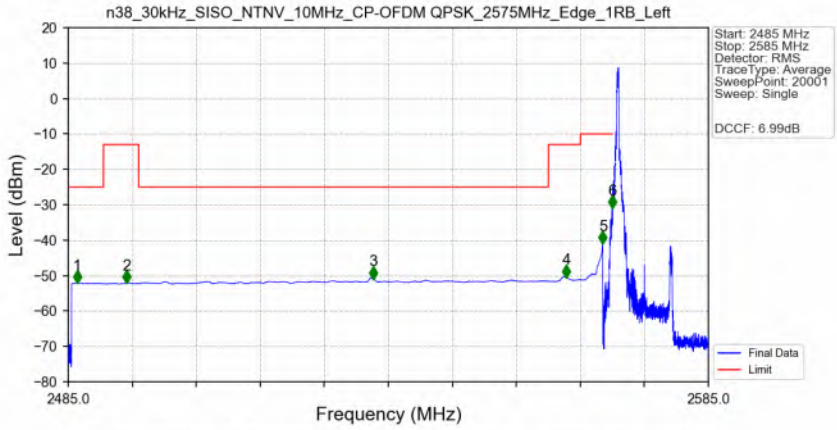

Start (MHz)	Stop (MHz)	RBW (MHz)	Method	Marker No.	Freq (MHz)	Level (dBm)	Limit (dBm)	Result
2485	2490.5	1	CHP	1	2486.415	-51.90	-25	Pass
2490.5	2496	1	CHP	2	2494.160	-51.93	-13	Pass
2496	2560	1	CHP	3	2532.600	-50.71	-25	Pass
2560	2565	1	CHP	4	2562.815	-50.28	-13	Pass
2565	2569	1	CHP	5	2568.500	-40.85	-10	Pass
2569	2570	0.02	CHP	6	2569.960	-30.69	-10	Pass
2570	2585	0.02	CHP	/	/	/	/	/

n38_30kHz_SISO_NTNV_10MHz_CP-OFDM QPSK_2575MHz_Edge_1RB_Left_Ant4

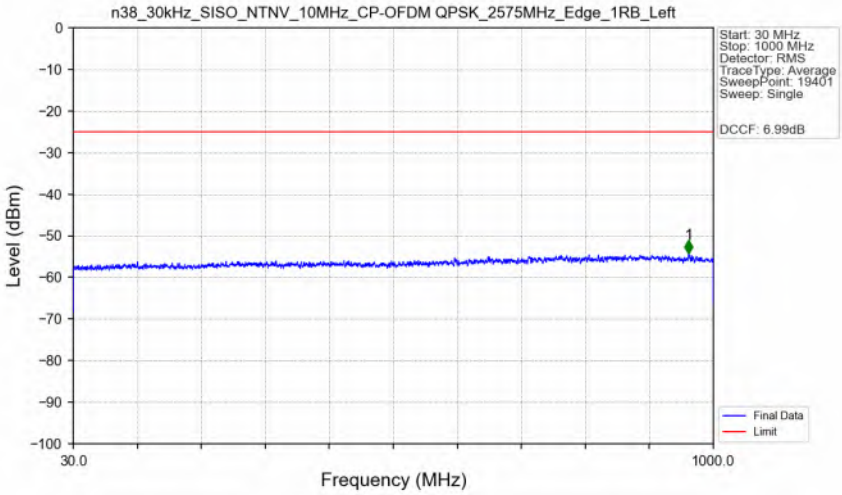

Start (MHz)	Stop (MHz)	RBW (MHz)	Method	Marker No.	Freq (MHz)	Level (dBm)	Limit (dBm)	Result
30	1000	1	CHP	1	962.450	-54.17	-25	Pass

n38_30kHz_SISO_NTNV_10MHz_CP-OFDM QPSK_2575MHz_Edge_1RB_Left_Ant4

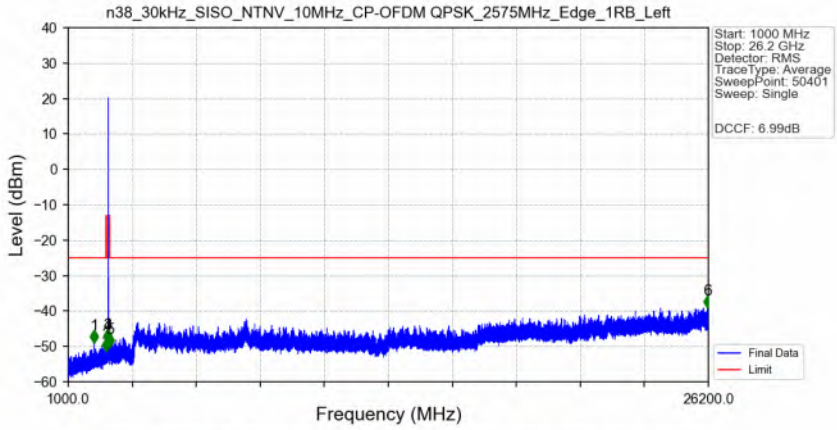

Start (MHz)	Stop (MHz)	RBW (MHz)	Method	Marker No.	Freq (MHz)	Level (dBm)	Limit (dBm)	Result
1000	2490.5	1	/	1	2021.000	-48.85	-25	Pass
2490.5	2496	1	/	2	2492.500	-51.15	-13	Pass
2496	2560	1	/	3	2559.000	-48.63	-25	Pass
2560	2565	1	/	4	2562.500	-48.71	-13	Pass
2565	2625	1	/	/	/	/	/	/
2625	2630	1	/	5	2627.000	-49.92	-13	Pass
2630	26200	1	/	6	26170.000	-38.91	-25	Pass

n38_30kHz_SISO_NTNV_10MHz_CP-OFDM QPSK_2575MHz_Outer_Full_Ant4

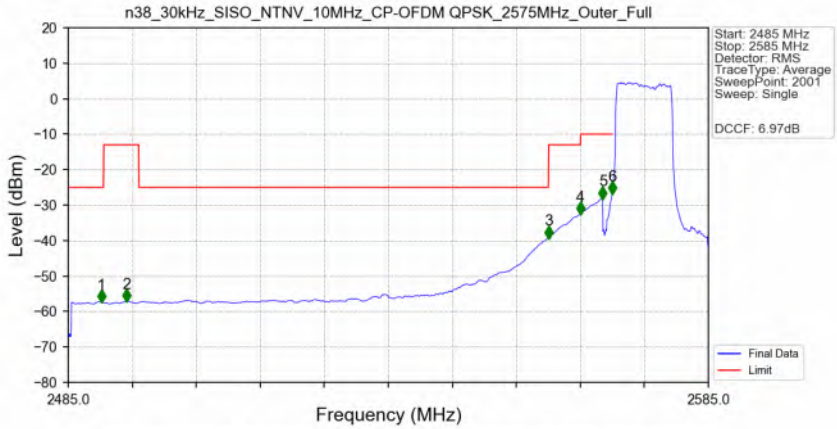

Start (MHz)	Stop (MHz)	RBW (MHz)	Method	Marker No.	Freq (MHz)	Level (dBm)	Limit (dBm)	Result
2485	2490.5	1	CHP	1	2490.150	-57.23	-25	Pass
2490.5	2496	1	CHP	2	2494.100	-57.03	-13	Pass
2496	2560	1	CHP	3	2560.000	-39.17	-25	Pass
2560	2565	1	CHP	4	2565.000	-32.50	-13	Pass
2565	2569	1	CHP	5	2568.500	-28.07	-10	Pass
2569	2570	0.203	CHP	6	2569.950	-26.64	-10	Pass
2570	2585	0.203	CHP	/	/	/	/	/

n38_30kHz_SISO_NTNV_10MHz_CP-OFDM QPSK_2595MHz_Edge_1RB_Left_Ant4

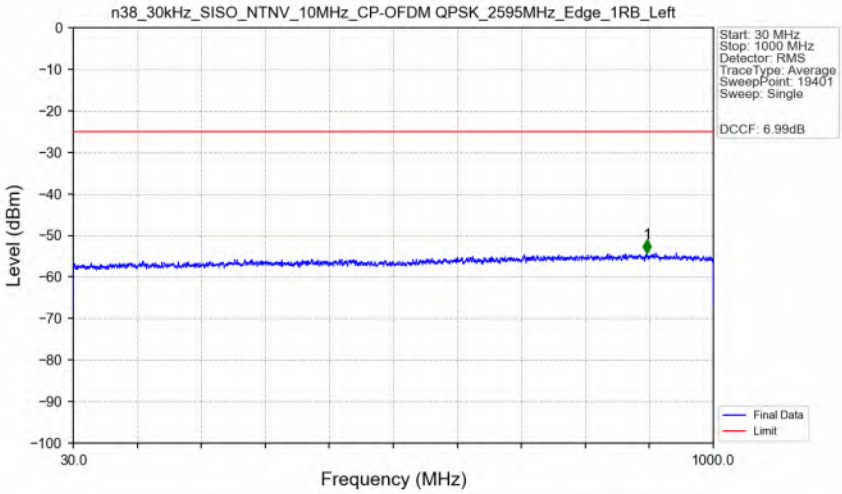

Start (MHz)	Stop (MHz)	RBW (MHz)	Method	Marker No.	Freq (MHz)	Level (dBm)	Limit (dBm)	Result
30	1000	1	CHP	1	899.300	-54.19	-25	Pass

n38_30kHz_SISO_NTNV_10MHz_CP-OFDM QPSK_2595MHz_Edge_1RB_Left_Ant4

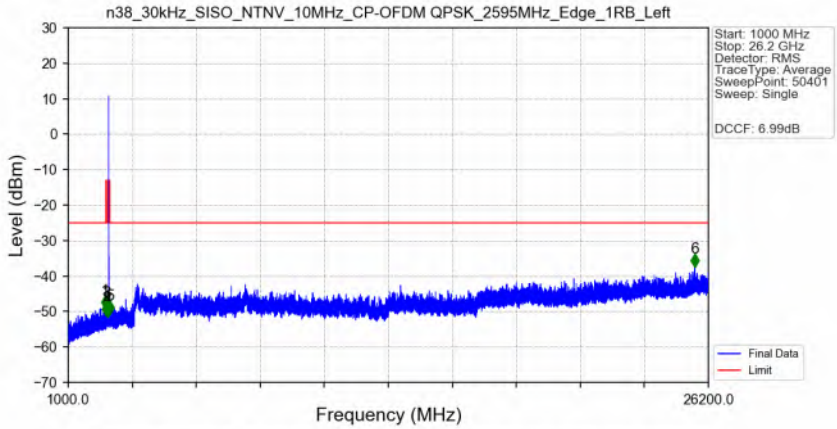

Start (MHz)	Stop (MHz)	RBW (MHz)	Method	Marker No.	Freq (MHz)	Level (dBm)	Limit (dBm)	Result
1000	2490.5	1	/	1	2459.000	-48.84	-25	Pass
2490.5	2496	1	/	2	2493.000	-50.84	-13	Pass
2496	2560	1	/	3	2526.500	-49.37	-25	Pass
2560	2565	1	/	4	2563.000	-51.24	-13	Pass
2565	2625	1	/	/	/	/	/	/
2625	2630	1	/	5	2626.000	-50.38	-13	Pass
2630	26200	1	/	6	25665.500	-37.10	-25	Pass

n38_30kHz_SISO_NTNV_10MHz_CP-OFDM QPSK_2615MHz_Edge_1RB_Right_Ant4

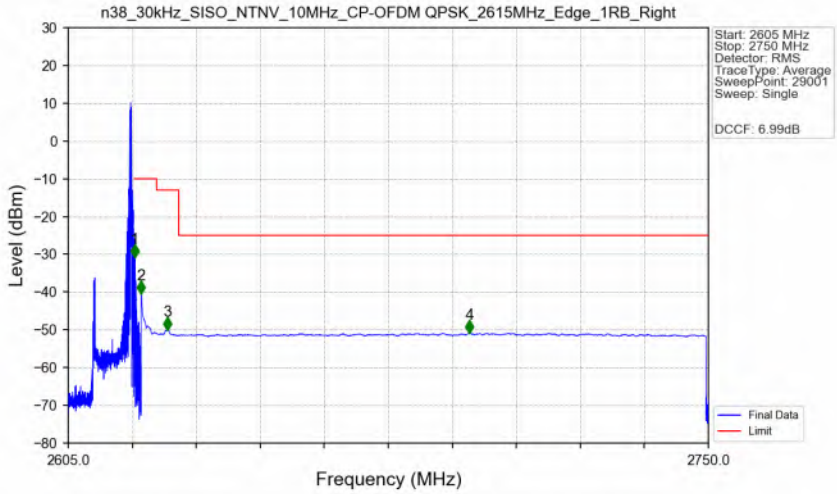

Start (MHz)	Stop (MHz)	RBW (MHz)	Method	Marker No.	Freq (MHz)	Level (dBm)	Limit (dBm)	Result
2605	2620	0.02	CHP	/	/	/	/	/
2620	2621	0.02	CHP	1	2620.085	-30.90	-10	Pass
2621	2625	1	CHP	2	2621.500	-40.41	-10	Pass
2625	2630	1	CHP	3	2627.460	-50.10	-13	Pass
2630	2750	1	CHP	4	2695.910	-50.81	-25	Pass

n38_30kHz_SISO_NTNV_10MHz_CP-OFDM QPSK_2615MHz_Edge_1RB_Right_Ant4

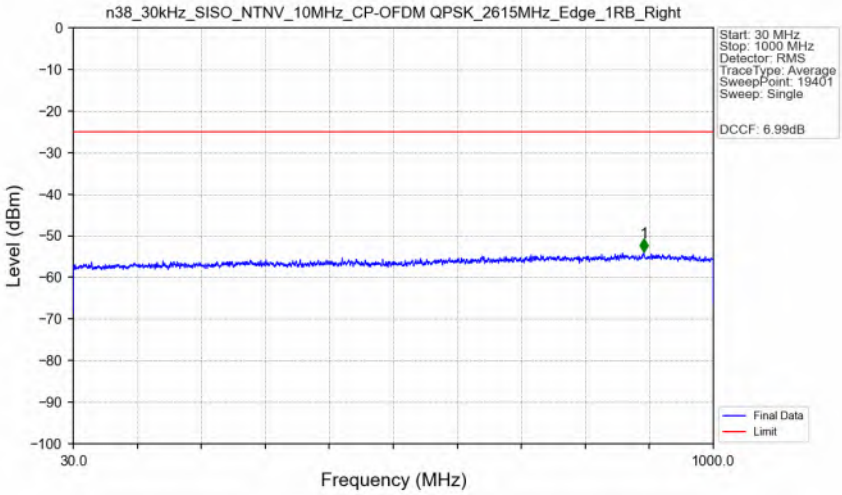

Start (MHz)	Stop (MHz)	RBW (MHz)	Method	Marker No.	Freq (MHz)	Level (dBm)	Limit (dBm)	Result
30	1000	1	CHP	1	894.950	-53.78	-25	Pass

n38_30kHz_SISO_NTNV_10MHz_CP-OFDM QPSK_2615MHz_Edge_1RB_Right_Ant4

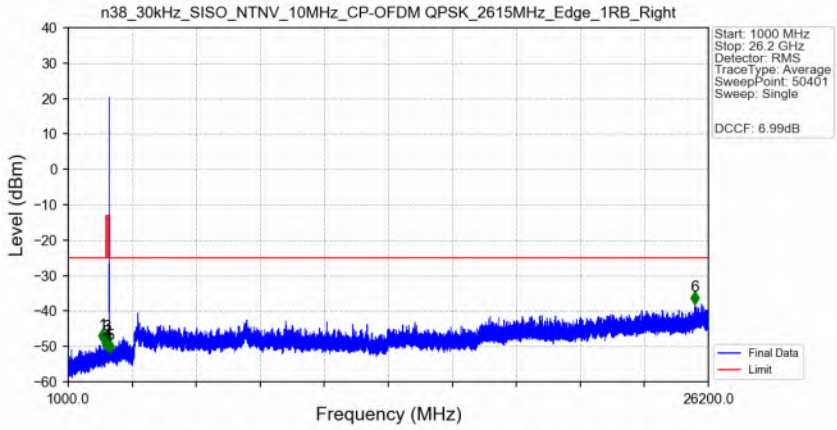

Start (MHz)	Stop (MHz)	RBW (MHz)	Method	Marker No.	Freq (MHz)	Level (dBm)	Limit (dBm)	Result
1000	2490.5	1	/	1	2355.000	-48.53	-25	Pass
2490.5	2496	1	/	2	2492.500	-50.60	-13	Pass
2496	2560	1	/	3	2533.500	-49.09	-25	Pass
2560	2565	1	/	4	2560.500	-50.94	-13	Pass
2565	2625	1	/	/	/	/	/	/
2625	2630	1	/	5	2628.000	-51.60	-13	Pass
2630	26200	1	/	6	25674.000	-37.85	-25	Pass

n38_30kHz_SISO_NTNV_10MHz_CP-OFDM QPSK_2615MHz_Outer_Full_Ant4

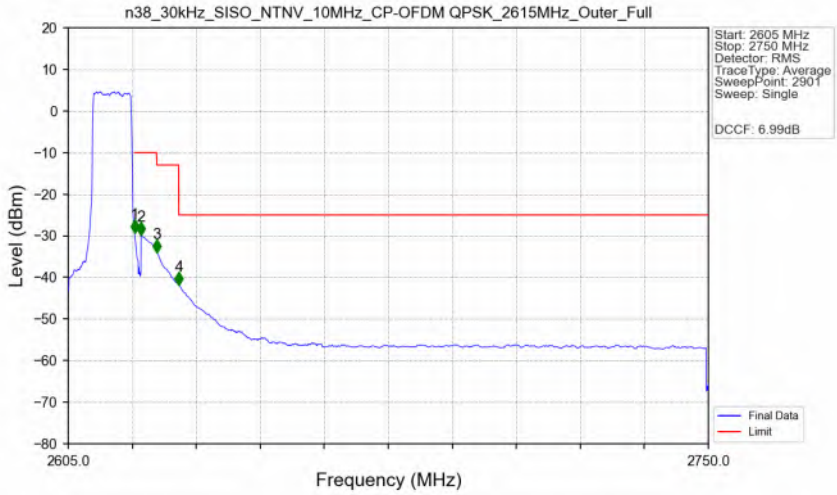

Start (MHz)	Stop (MHz)	RBW (MHz)	Method	Marker No.	Freq (MHz)	Level (dBm)	Limit (dBm)	Result
2605	2620	0.203	CHP	/	/	/	/	/
2620	2621	0.203	CHP	1	2620.050	-29.32	-10	Pass
2621	2625	1	CHP	2	2621.500	-29.81	-10	Pass
2625	2630	1	CHP	3	2625.050	-34.05	-13	Pass
2630	2750	1	CHP	4	2630.050	-41.82	-25	Pass

5.2.2 30_S_30M_NTNV

n38_30kHz_SISO_NTNV_30MHz_DFT-s-OFDM PI/2 BPSK_2585MHz_Edge_1RB_Left_Ant4

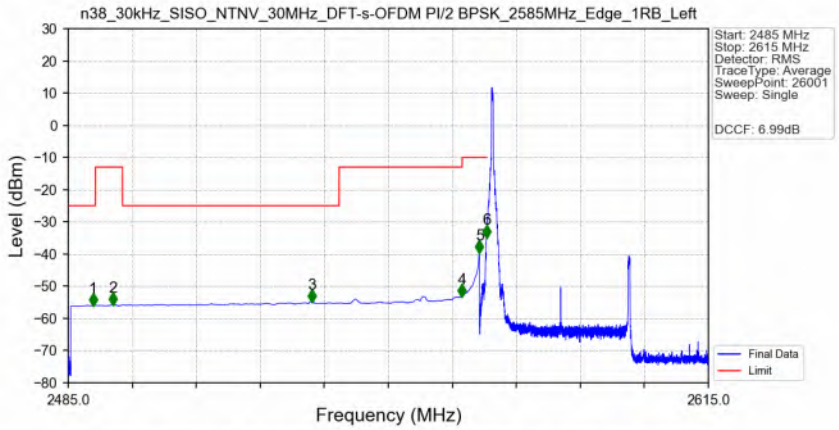

Start (MHz)	Stop (MHz)	RBW (MHz)	Method	Marker No.	Freq (MHz)	Level (dBm)	Limit (dBm)	Result
2485	2490.5	1	CHP	1	2490.080	-55.93	-25	Pass
2490.5	2496	1	CHP	2	2494.080	-55.71	-13	Pass
2496	2540	1	CHP	3	2534.530	-54.81	-25	Pass
2540	2565	1	CHP	4	2564.925	-53.03	-13	Pass
2565	2569	1	CHP	5	2568.500	-39.51	-10	Pass
2569	2570	0.02	CHP	6	2569.965	-34.66	-10	Pass
2570	2615	0.02	CHP	/	/	/	/	/

n38_30kHz_SISO_NTNV_30MHz_DFT-s-OFDM PI/2 BPSK_2585MHz_Edge_1RB_Left_Ant4

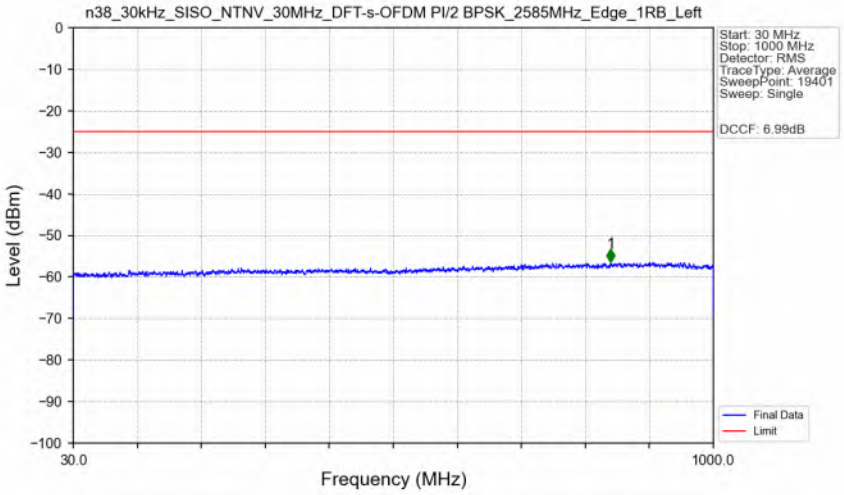

Start (MHz)	Stop (MHz)	RBW (MHz)	Method	Marker No.	Freq (MHz)	Level (dBm)	Limit (dBm)	Result
30	1000	1	CHP	1	844.400	-56.49	-25	Pass

n38_30kHz_SISO_NTNV_30MHz_DFT-s-OFDM PI/2 BPSK_2585MHz_Edge_1RB_Left_Ant4

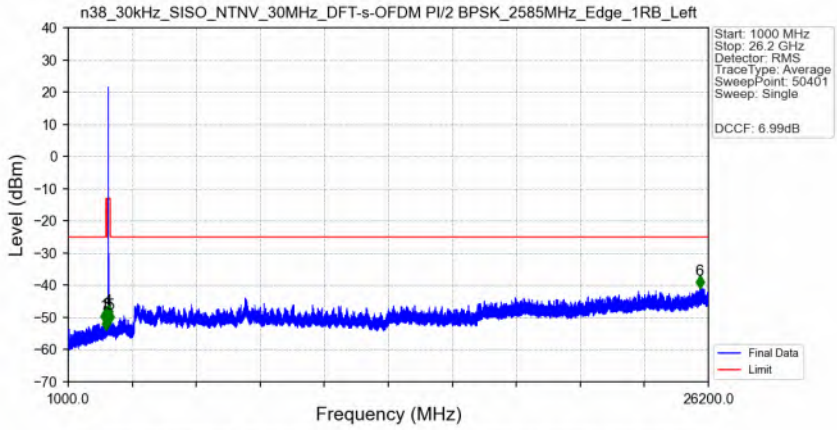

Start (MHz)	Stop (MHz)	RBW (MHz)	Method	Marker No.	Freq (MHz)	Level (dBm)	Limit (dBm)	Result
1000	2490.5	1	/	1	2425.500	-51.40	-25	Pass
2490.5	2496	1	/	2	2492.500	-53.66	-13	Pass
2496	2540	1	/	3	2532.500	-51.03	-25	Pass
2540	2565	1	/	4	2564.500	-49.96	-13	Pass
2565	2625	1	/	/	/	/	/	/
2625	2650	1	/	5	2640.500	-51.44	-13	Pass
2650	26200	1	/	6	25858.500	-40.72	-25	Pass

n38_30kHz_SISO_NTNV_30MHz_DFT-s-OFDM PI/2 BPSK_2585MHz_Outer_Full_Ant4

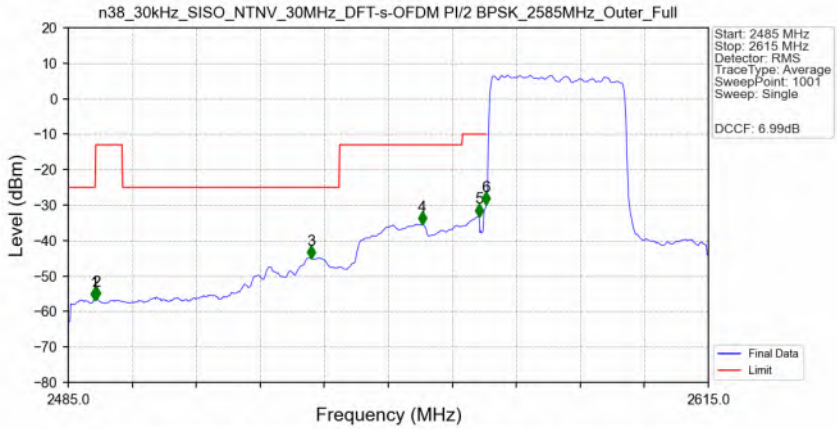

Start (MHz)	Stop (MHz)	RBW (MHz)	Method	Marker No.	Freq (MHz)	Level (dBm)	Limit (dBm)	Result
2485	2490.5	1	CHP	1	2490.330	-56.55	-25	Pass
2490.5	2496	1	CHP	2	2490.720	-56.36	-13	Pass
2496	2540	1	CHP	3	2534.270	-44.91	-25	Pass
2540	2565	1	CHP	4	2556.890	-35.18	-13	Pass
2565	2569	1	CHP	5	2568.460	-33.03	-10	Pass
2569	2570	0.592	CHP	6	2569.890	-29.66	-10	Pass
2570	2615	0.592	CHP	/	/	/	/	/

n38_30kHz_SISO_NTNV_30MHz_DFT-s-OFDM PI/2 BPSK_2595MHz_Edge_1RB_Left_Ant4

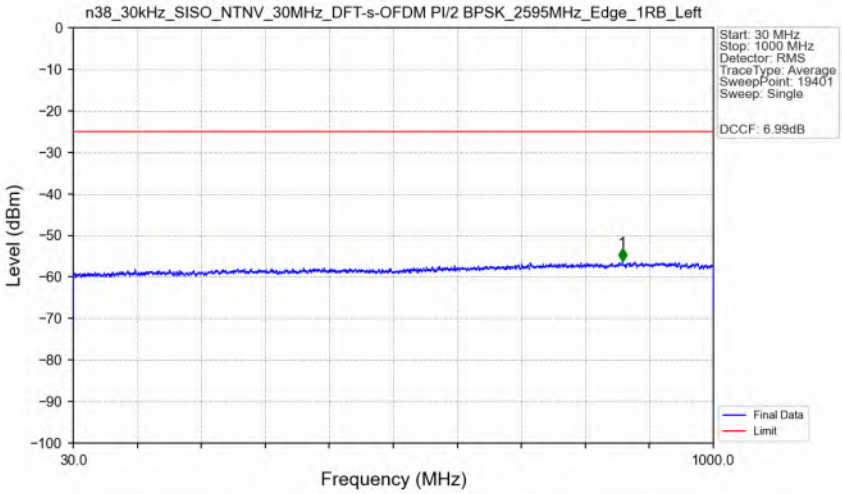

Start (MHz)	Stop (MHz)	RBW (MHz)	Method	Marker No.	Freq (MHz)	Level (dBm)	Limit (dBm)	Result
30	1000	1	CHP	1	862.250	-56.30	-25	Pass

n38_30kHz_SISO_NTNV_30MHz_DFT-s-OFDM PI/2 BPSK_2595MHz_Edge_1RB_Left_Ant4

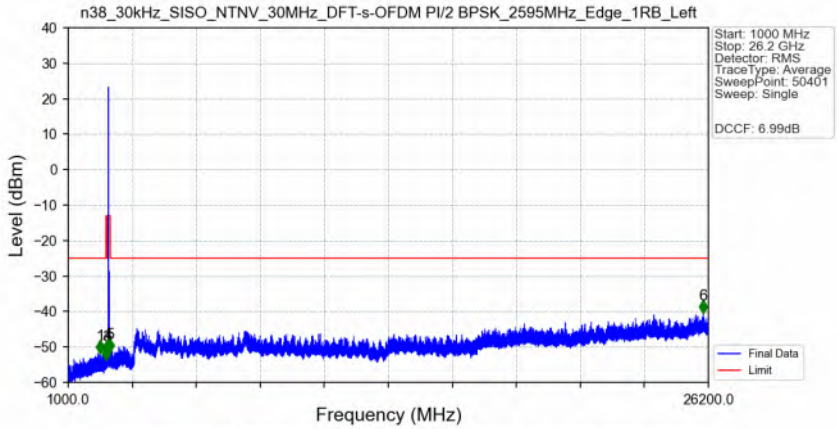

Start (MHz)	Stop (MHz)	RBW (MHz)	Method	Marker No.	Freq (MHz)	Level (dBm)	Limit (dBm)	Result
1000	2490.5	1	/	1	2263.000	-51.55	-25	Pass
2490.5	2496	1	/	2	2493.000	-53.47	-13	Pass
2496	2540	1	/	3	2509.000	-51.82	-25	Pass
2540	2565	1	/	4	2560.000	-51.40	-13	Pass
2565	2625	1	/	/	/	/	/	/
2625	2650	1	/	5	2643.500	-51.09	-13	Pass
2650	26200	1	/	6	25999.500	-40.30	-25	Pass

n38_30kHz_SISO_NTNV_30MHz_DFT-s-OFDM PI/2 BPSK_2605MHz_Edge_1RB_Right_Ant4

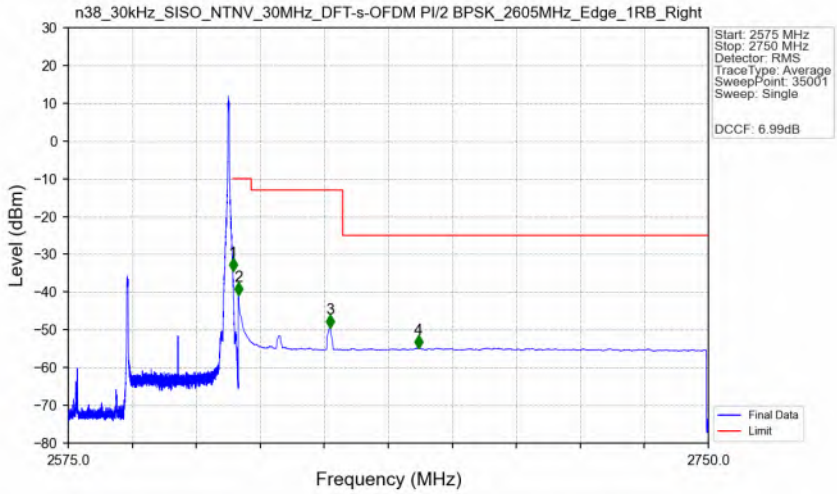

Start (MHz)	Stop (MHz)	RBW (MHz)	Method	Marker No.	Freq (MHz)	Level (dBm)	Limit (dBm)	Result
2575	2620	0.02	CHP	/	/	/	/	/
2620	2621	0.02	CHP	1	2620.005	-34.52	-10	Pass
2621	2625	1	CHP	2	2621.500	-40.85	-10	Pass
2625	2650	1	CHP	3	2646.500	-49.44	-13	Pass
2650	2750	1	CHP	4	2670.675	-54.84	-25	Pass

n38_30kHz_SISO_NTNV_30MHz_DFT-s-OFDM PI/2 BPSK_2605MHz_Edge_1RB_Right_Ant4

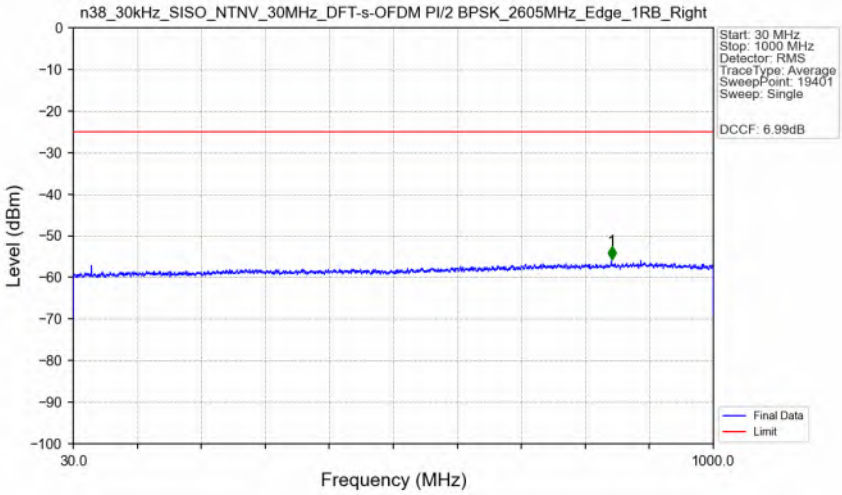

Start (MHz)	Stop (MHz)	RBW (MHz)	Method	Marker No.	Freq (MHz)	Level (dBm)	Limit (dBm)	Result
30	1000	1	CHP	1	845.850	-55.75	-25	Pass

n38_30kHz_SISO_NTNV_30MHz_DFT-s-OFDM PI/2 BPSK_2605MHz_Edge_1RB_Right_Ant4

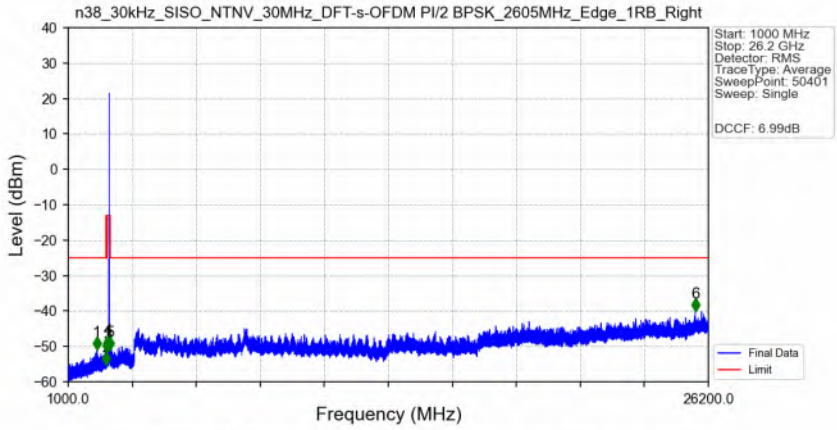

Start (MHz)	Stop (MHz)	RBW (MHz)	Method	Marker No.	Freq (MHz)	Level (dBm)	Limit (dBm)	Result
1000	2490.5	1	/	1	2131.500	-50.72	-25	Pass
2490.5	2496	1	/	2	2495.000	-54.99	-13	Pass
2496	2540	1	/	3	2534.000	-51.36	-25	Pass
2540	2565	1	/	4	2564.000	-50.01	-13	Pass
2565	2625	1	/	/	/	/	/	/
2625	2650	1	/	5	2647.000	-50.68	-13	Pass
2650	26200	1	/	6	25683.000	-39.75	-25	Pass

n38_30kHz_SISO_NTNV_30MHz_DFT-s-OFDM PI/2 BPSK_2605MHz_Outer_Full_Ant4

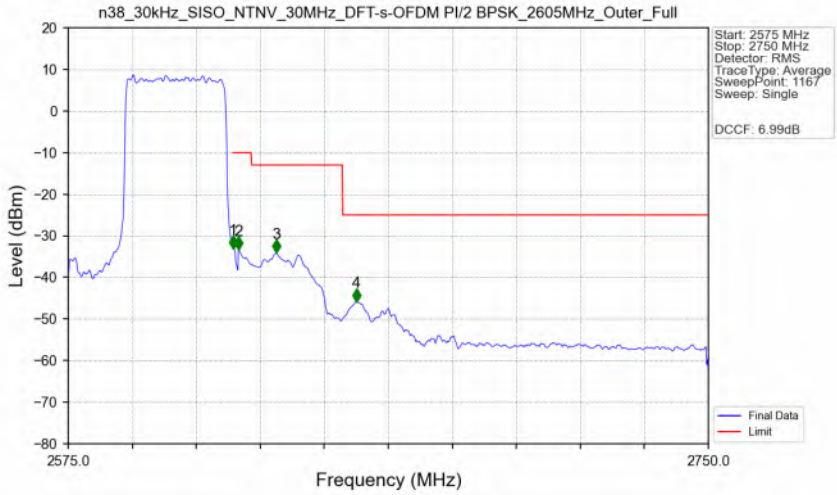

Start (MHz)	Stop (MHz)	RBW (MHz)	Method	Marker No.	Freq (MHz)	Level (dBm)	Limit (dBm)	Result
2575	2620	0.592	CHP	/	/	/	/	/
2620	2621	0.592	CHP	1	2620.026	-33.05	-10	Pass
2621	2625	1	CHP	2	2621.527	-33.32	-10	Pass
2625	2650	1	CHP	3	2631.883	-34.04	-13	Pass
2650	2750	1	CHP	4	2653.795	-45.79	-25	Pass

n38_30kHz_SISO_NTNV_30MHz_DFT-s-OFDM QPSK_2585MHz_Edge_1RB_Left_Ant4

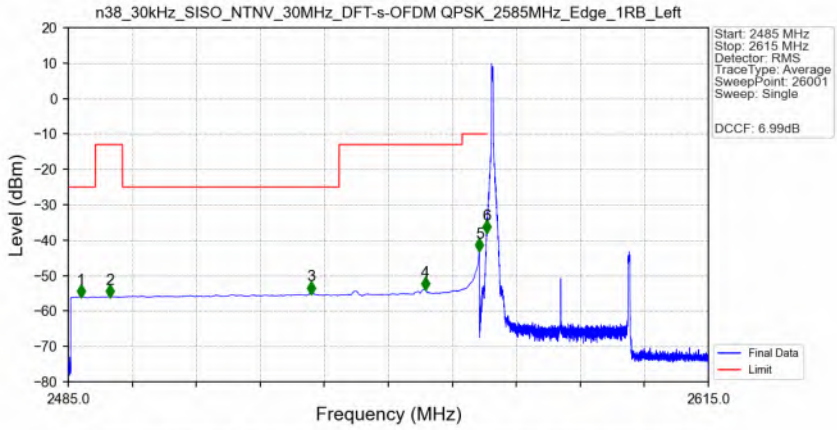

Start (MHz)	Stop (MHz)	RBW (MHz)	Method	Marker No.	Freq (MHz)	Level (dBm)	Limit (dBm)	Result
2485	2490.5	1	CHP	1	2487.555	-55.97	-25	Pass
2490.5	2496	1	CHP	2	2493.470	-55.93	-13	Pass
2496	2540	1	CHP	3	2534.380	-55.02	-25	Pass
2540	2565	1	CHP	4	2557.470	-53.85	-13	Pass
2565	2569	1	CHP	5	2568.500	-42.88	-10	Pass
2569	2570	0.02	CHP	6	2569.975	-37.74	-10	Pass
2570	2615	0.02	CHP	/	/	/	/	/

n38_30kHz_SISO_NTNV_30MHz_DFT-s-OFDM QPSK_2585MHz_Edge_1RB_Left_Ant4

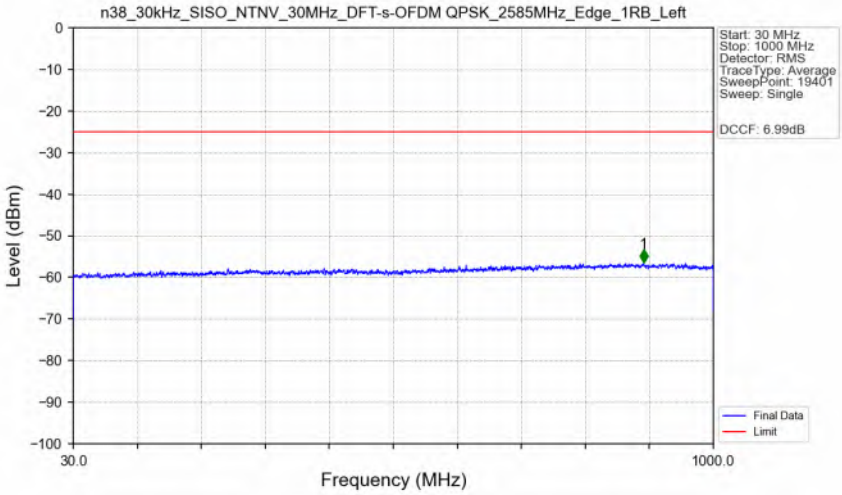

Start (MHz)	Stop (MHz)	RBW (MHz)	Method	Marker No.	Freq (MHz)	Level (dBm)	Limit (dBm)	Result
30	1000	1	CHP	1	894.250	-56.37	-25	Pass

n38_30kHz_SISO_NTNV_30MHz_DFT-s-OFDM QPSK_2585MHz_Edge_1RB_Left_Ant4

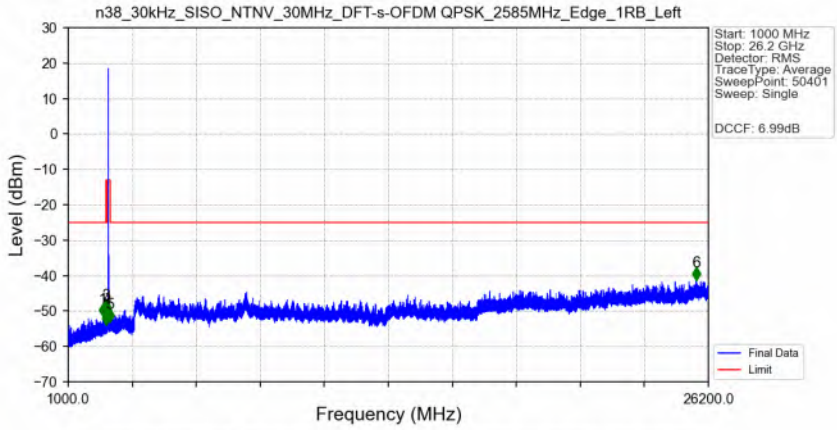

Start (MHz)	Stop (MHz)	RBW (MHz)	Method	Marker No.	Freq (MHz)	Level (dBm)	Limit (dBm)	Result
1000	2490.5	1	/	1	2355.500	-51.25	-25	Pass
2490.5	2496	1	/	2	2495.500	-53.71	-13	Pass
2496	2540	1	/	3	2503.000	-50.23	-25	Pass
2540	2565	1	/	4	2543.500	-51.43	-13	Pass
2565	2625	1	/	/	/	/	/	/
2625	2650	1	/	5	2633.000	-52.76	-13	Pass
2650	26200	1	/	6	25732.500	-41.06	-25	Pass

n38_30kHz_SISO_NTNV_30MHz_DFT-s-OFDM QPSK_2585MHz_Outer_Full_Ant4

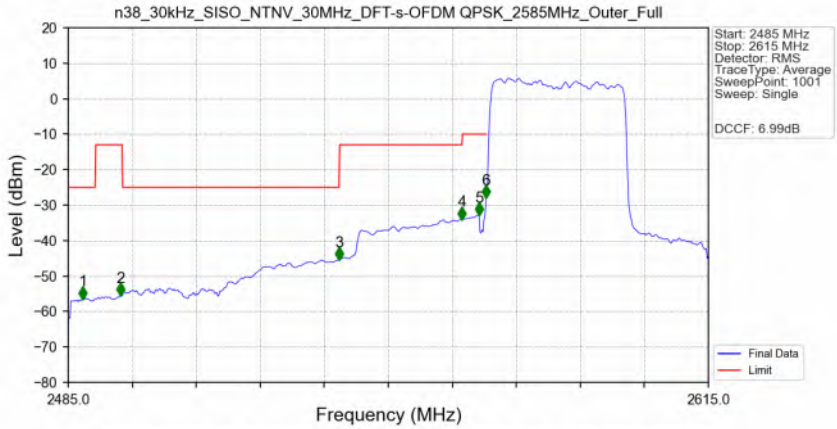

Start (MHz)	Stop (MHz)	RBW (MHz)	Method	Marker No.	Freq (MHz)	Level (dBm)	Limit (dBm)	Result
2485	2490.5	1	CHP	1	2487.990	-56.31	-25	Pass
2490.5	2496	1	CHP	2	2495.660	-55.38	-13	Pass
2496	2540	1	CHP	3	2539.990	-45.32	-25	Pass
2540	2565	1	CHP	4	2564.950	-33.83	-13	Pass
2565	2569	1	CHP	5	2568.460	-32.66	-10	Pass
2569	2570	0.592	CHP	6	2569.890	-27.75	-10	Pass
2570	2615	0.592	CHP	/	/	/	/	/

n38_30kHz_SISO_NTNV_30MHz_DFT-s-OFDM QPSK_2595MHz_Edge_1RB_Left_Ant4

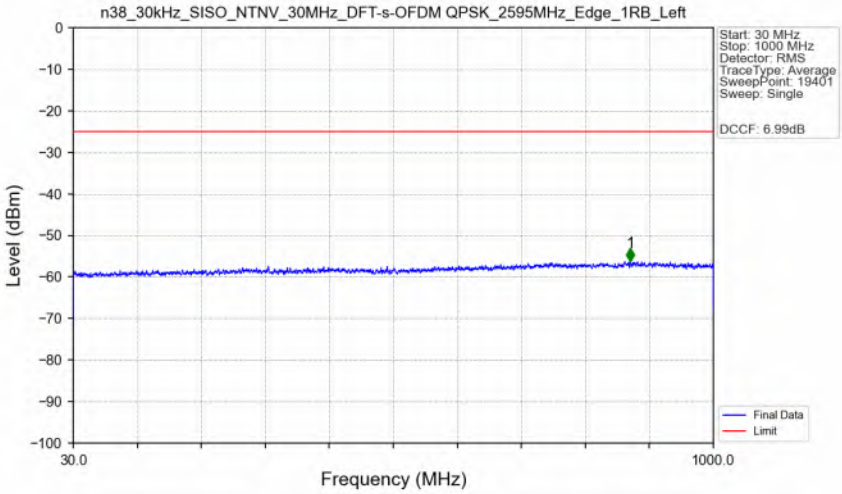

Start (MHz)	Stop (MHz)	RBW (MHz)	Method	Marker No.	Freq (MHz)	Level (dBm)	Limit (dBm)	Result
30	1000	1	CHP	1	874.200	-56.22	-25	Pass

n38_30kHz_SISO_NTNV_30MHz_DFT-s-OFDM QPSK_2595MHz_Edge_1RB_Left_Ant4

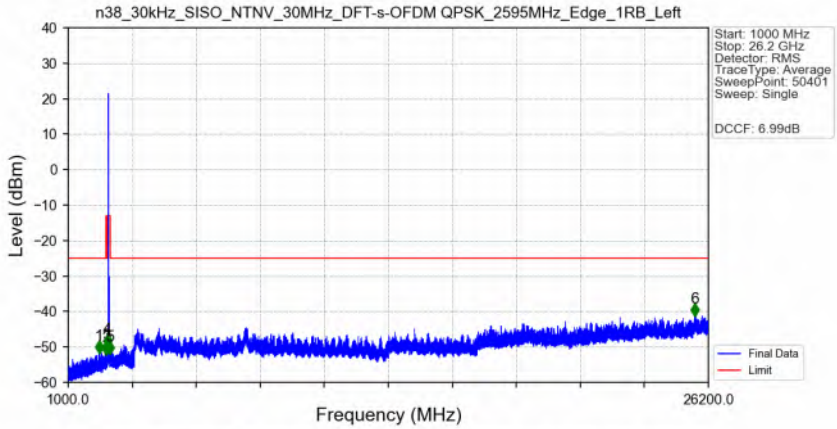

Start (MHz)	Stop (MHz)	RBW (MHz)	Method	Marker No.	Freq (MHz)	Level (dBm)	Limit (dBm)	Result
1000	2490.5	1	/	1	2220.500	-51.60	-25	Pass
2490.5	2496	1	/	2	2493.500	-51.99	-13	Pass
2496	2540	1	/	3	2518.500	-51.43	-25	Pass
2540	2565	1	/	4	2546.000	-49.77	-13	Pass
2565	2625	1	/	/	/	/	/	/
2625	2650	1	/	5	2630.500	-51.72	-13	Pass
2650	26200	1	/	6	25670.000	-41.11	-25	Pass

n38_30kHz_SISO_NTNV_30MHz_DFT-s-OFDM QPSK_2605MHz_Edge_1RB_Right_Ant4

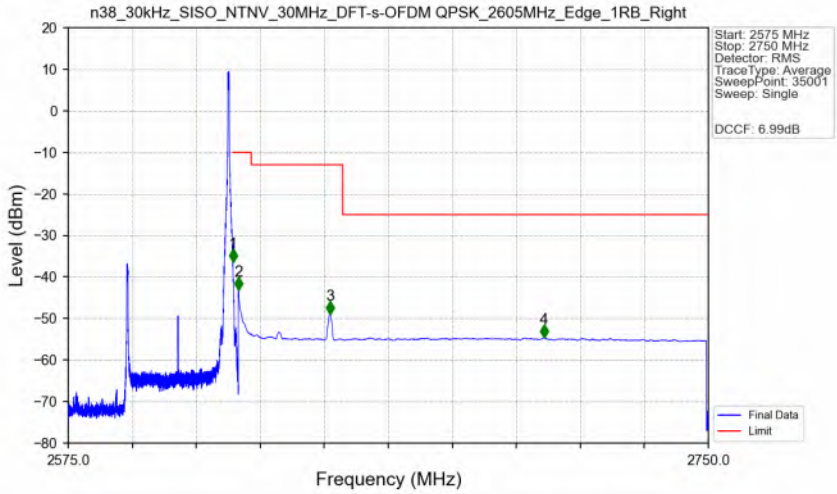

Start (MHz)	Stop (MHz)	RBW (MHz)	Method	Marker No.	Freq (MHz)	Level (dBm)	Limit (dBm)	Result
2575	2620	0.02	CHP	/	/	/	/	/
2620	2621	0.02	CHP	1	2620.005	-36.45	-10	Pass
2621	2625	1	CHP	2	2621.500	-43.17	-10	Pass
2625	2650	1	CHP	3	2646.530	-49.03	-13	Pass
2650	2750	1	CHP	4	2705.030	-54.65	-25	Pass

n38_30kHz_SISO_NTNV_30MHz_DFT-s-OFDM QPSK_2605MHz_Edge_1RB_Right_Ant4

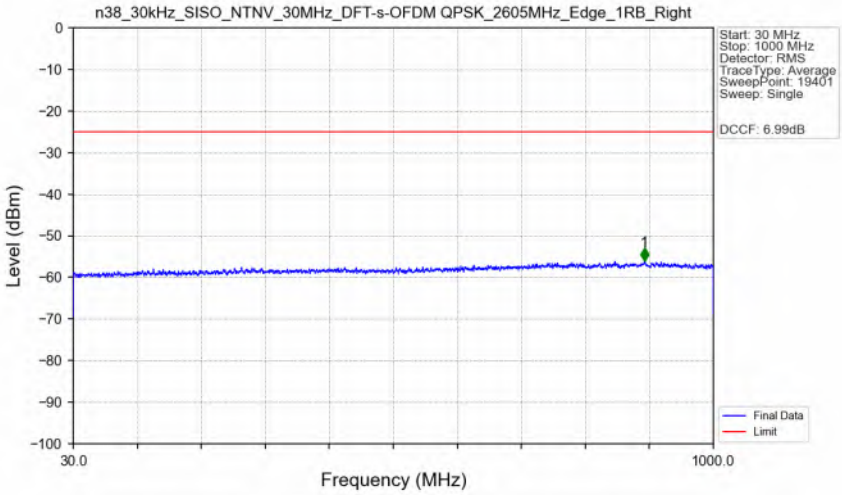

Start (MHz)	Stop (MHz)	RBW (MHz)	Method	Marker No.	Freq (MHz)	Level (dBm)	Limit (dBm)	Result
30	1000	1	CHP	1	895.500	-56.07	-25	Pass

n38_30kHz_SISO_NTNV_30MHz_DFT-s-OFDM QPSK_2605MHz_Edge_1RB_Right_Ant4

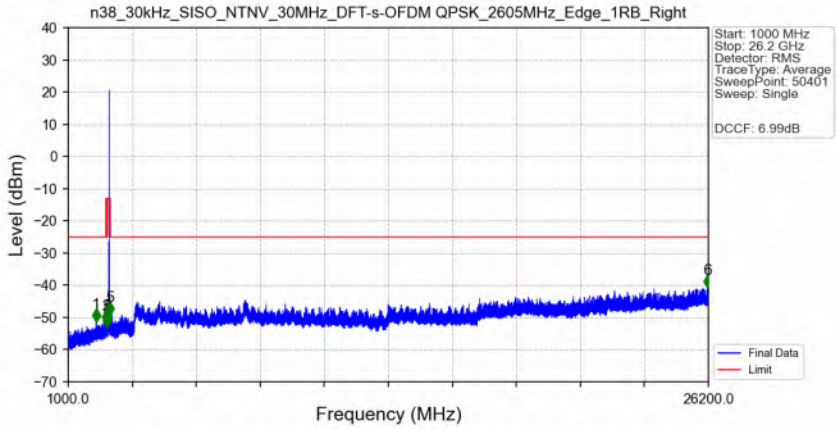

Start (MHz)	Stop (MHz)	RBW (MHz)	Method	Marker No.	Freq (MHz)	Level (dBm)	Limit (dBm)	Result
1000	2490.5	1	/	1	2102.500	-51.15	-25	Pass
2490.5	2496	1	/	2	2491.000	-51.51	-13	Pass
2496	2540	1	/	3	2533.000	-52.74	-25	Pass
2540	2565	1	/	4	2558.500	-50.97	-13	Pass
2565	2625	1	/	/	/	/	/	/
2625	2650	1	/	5	2646.500	-49.02	-13	Pass
2650	26200	1	/	6	26160.000	-40.52	-25	Pass

n38_30kHz_SISO_NTNV_30MHz_DFT-s-OFDM QPSK_2605MHz_Outer_Full_Ant4

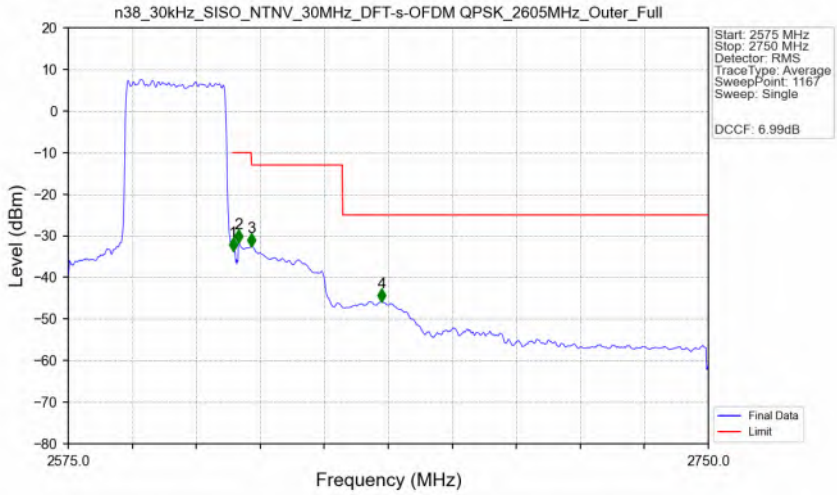

Start (MHz)	Stop (MHz)	RBW (MHz)	Method	Marker No.	Freq (MHz)	Level (dBm)	Limit (dBm)	Result
2575	2620	0.592	CHP	/	/	/	/	/
2620	2621	0.592	CHP	1	2620.026	-33.62	-10	Pass
2621	2625	1	CHP	2	2621.527	-31.69	-10	Pass
2625	2650	1	CHP	3	2625.129	-32.54	-13	Pass
2650	2750	1	CHP	4	2660.699	-45.83	-25	Pass

n38_30kHz_SISO_NTNV_30MHz_CP-OFDM QPSK_2585MHz_Edge_1RB_Left_Ant4

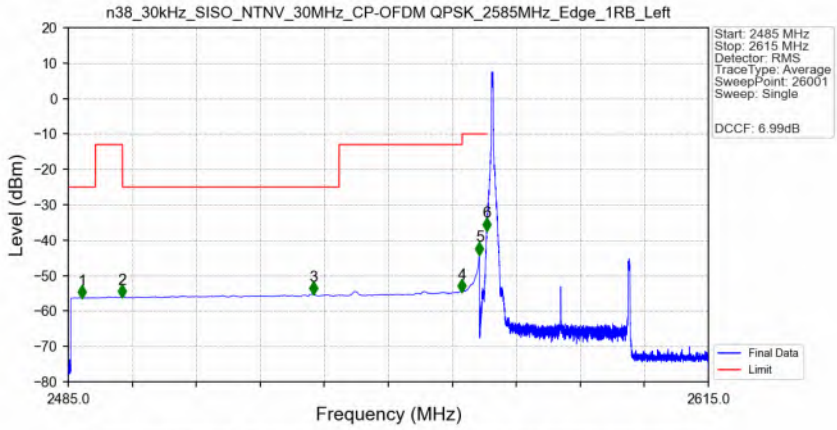

Start (MHz)	Stop (MHz)	RBW (MHz)	Method	Marker No.	Freq (MHz)	Level (dBm)	Limit (dBm)	Result
2485	2490.5	1	CHP	1	2487.830	-56.25	-25	Pass
2490.5	2496	1	CHP	2	2495.985	-55.97	-13	Pass
2496	2540	1	CHP	3	2534.840	-55.13	-25	Pass
2540	2565	1	CHP	4	2564.920	-54.45	-13	Pass
2565	2569	1	CHP	5	2568.500	-43.93	-10	Pass
2569	2570	0.02	CHP	6	2569.995	-37.08	-10	Pass
2570	2615	0.02	CHP	/	/	/	/	/

n38_30kHz_SISO_NTNV_30MHz_CP-OFDM QPSK_2585MHz_Edge_1RB_Left_Ant4

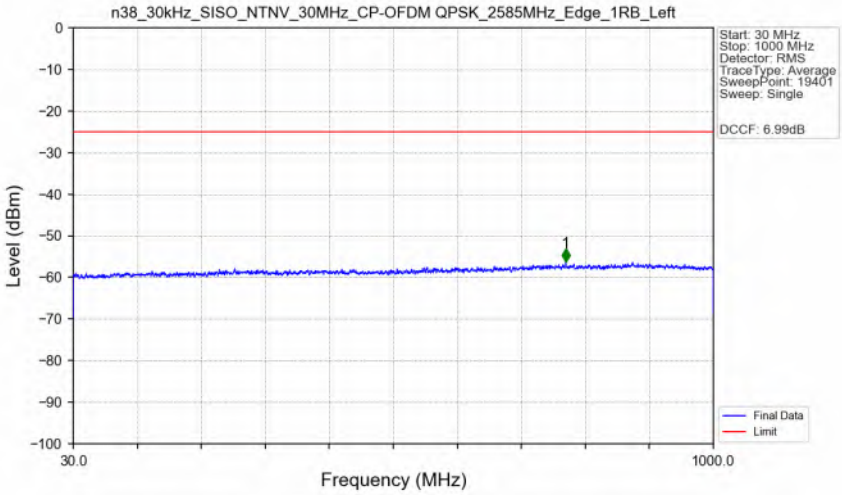

Start (MHz)	Stop (MHz)	RBW (MHz)	Method	Marker No.	Freq (MHz)	Level (dBm)	Limit (dBm)	Result
30	1000	1	CHP	1	776.450	-56.23	-25	Pass

n38_30kHz_SISO_NTNV_30MHz_CP-OFDM QPSK_2585MHz_Edge_1RB_Left_Ant4

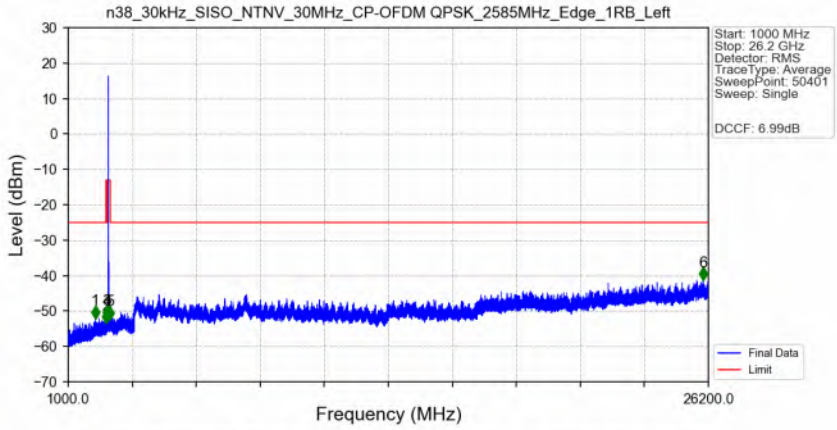

Start (MHz)	Stop (MHz)	RBW (MHz)	Method	Marker No.	Freq (MHz)	Level (dBm)	Limit (dBm)	Result
1000	2490.5	1	/	1	2058.500	-51.83	-25	Pass
2490.5	2496	1	/	2	2494.500	-53.22	-13	Pass
2496	2540	1	/	3	2532.000	-51.86	-25	Pass
2540	2565	1	/	4	2540.500	-51.83	-13	Pass
2565	2625	1	/	/	/	/	/	/
2625	2650	1	/	5	2641.500	-52.05	-13	Pass
2650	26200	1	/	6	25994.000	-41.06	-25	Pass

n38_30kHz_SISO_NTNV_30MHz_CP-OFDM QPSK_2585MHz_Outer_Full_Ant4

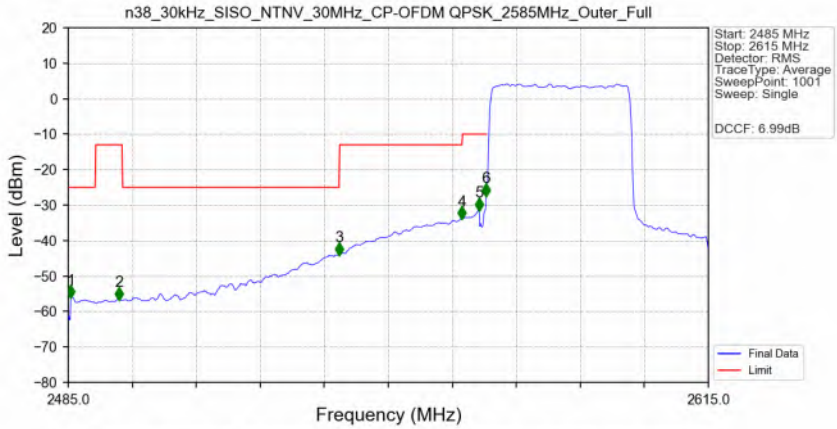

Start (MHz)	Stop (MHz)	RBW (MHz)	Method	Marker No.	Freq (MHz)	Level (dBm)	Limit (dBm)	Result
2485	2490.5	1	CHP	1	2485.520	-55.97	-25	Pass
2490.5	2496	1	CHP	2	2495.270	-56.51	-13	Pass
2496	2540	1	CHP	3	2539.990	-43.92	-25	Pass
2540	2565	1	CHP	4	2564.950	-33.78	-13	Pass
2565	2569	1	CHP	5	2568.460	-31.32	-10	Pass
2569	2570	0.592	CHP	6	2569.890	-27.22	-10	Pass
2570	2615	0.592	CHP	/	/	/	/	/

n38_30kHz_SISO_NTNV_30MHz_CP-OFDM QPSK_2595MHz_Edge_1RB_Left_Ant4

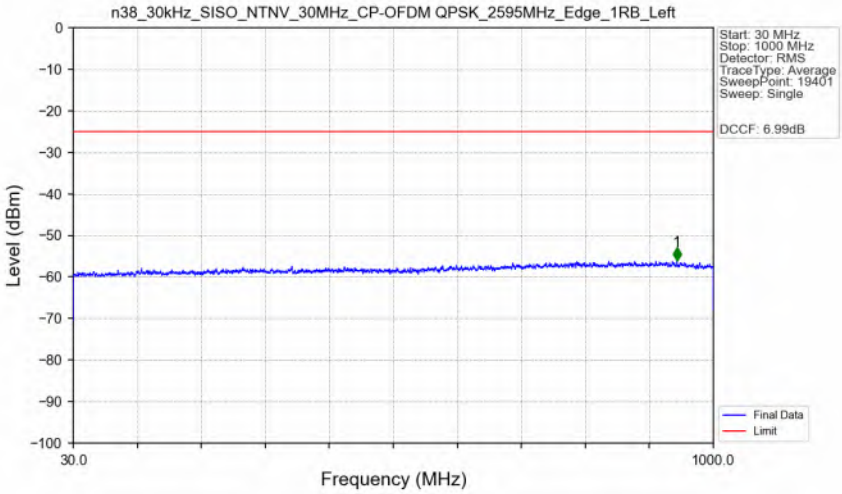

Start (MHz)	Stop (MHz)	RBW (MHz)	Method	Marker No.	Freq (MHz)	Level (dBm)	Limit (dBm)	Result
30	1000	1	CHP	1	944.700	-56.05	-25	Pass

n38_30kHz_SISO_NTNV_30MHz_CP-OFDM QPSK_2595MHz_Edge_1RB_Left_Ant4

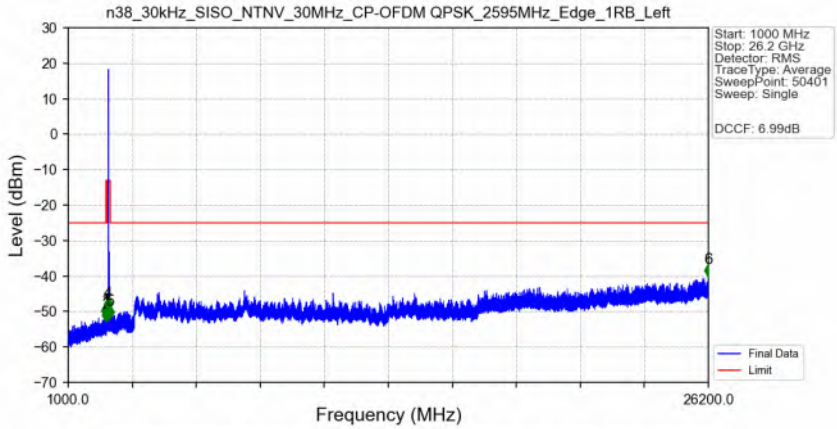

Start (MHz)	Stop (MHz)	RBW (MHz)	Method	Marker No.	Freq (MHz)	Level (dBm)	Limit (dBm)	Result
1000	2490.5	1	/	1	2461.500	-51.34	-25	Pass
2490.5	2496	1	/	2	2491.500	-52.63	-13	Pass
2496	2540	1	/	3	2527.500	-52.27	-25	Pass
2540	2565	1	/	4	2564.000	-49.45	-13	Pass
2565	2625	1	/	/	/	/	/	/
2625	2650	1	/	5	2631.500	-51.79	-13	Pass
2650	26200	1	/	6	26192.500	-39.94	-25	Pass

n38_30kHz_SISO_NTNV_30MHz_CP-OFDM QPSK_2605MHz_Edge_1RB_Right_Ant4

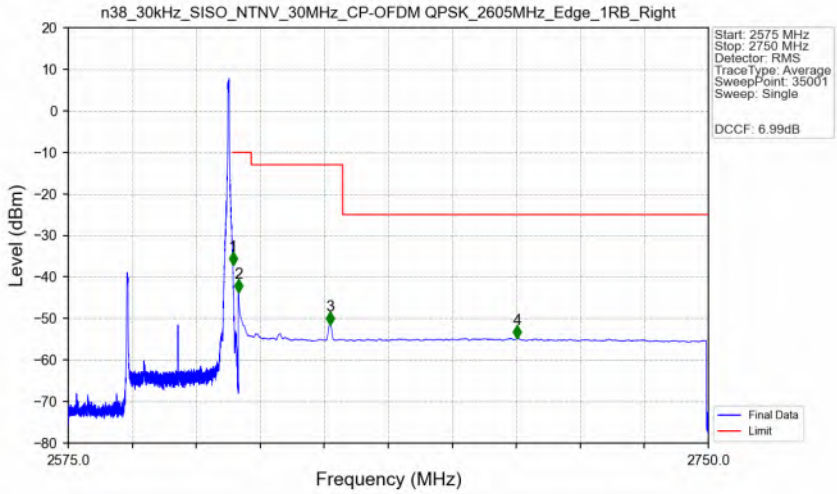

Start (MHz)	Stop (MHz)	RBW (MHz)	Method	Marker No.	Freq (MHz)	Level (dBm)	Limit (dBm)	Result
2575	2620	0.02	CHP	/	/	/	/	/
2620	2621	0.02	CHP	1	2620.005	-37.16	-10	Pass
2621	2625	1	CHP	2	2621.500	-43.62	-10	Pass
2625	2650	1	CHP	3	2646.620	-51.55	-13	Pass
2650	2750	1	CHP	4	2697.740	-54.78	-25	Pass

n38_30kHz_SISO_NTNV_30MHz_CP-OFDM QPSK_2605MHz_Edge_1RB_Right_Ant4

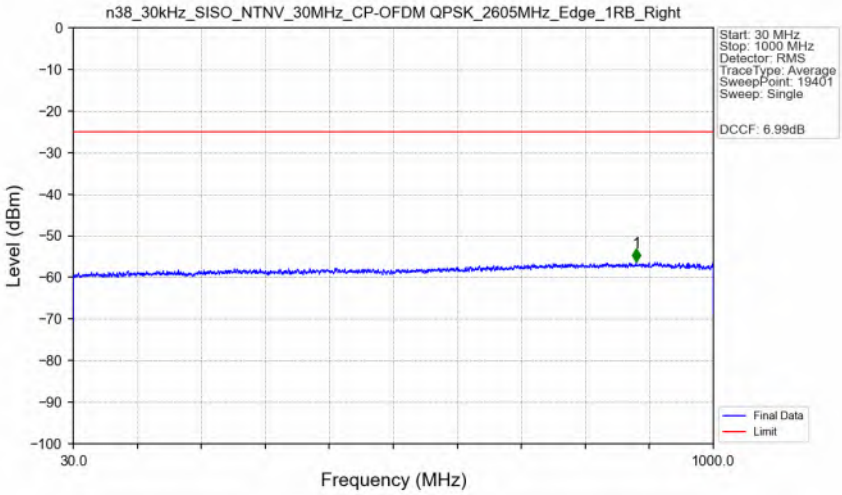

Start (MHz)	Stop (MHz)	RBW (MHz)	Method	Marker No.	Freq (MHz)	Level (dBm)	Limit (dBm)	Result
30	1000	1	CHP	1	883.150	-56.29	-25	Pass

n38_30kHz_SISO_NTNV_30MHz_CP-OFDM QPSK_2605MHz_Edge_1RB_Right_Ant4

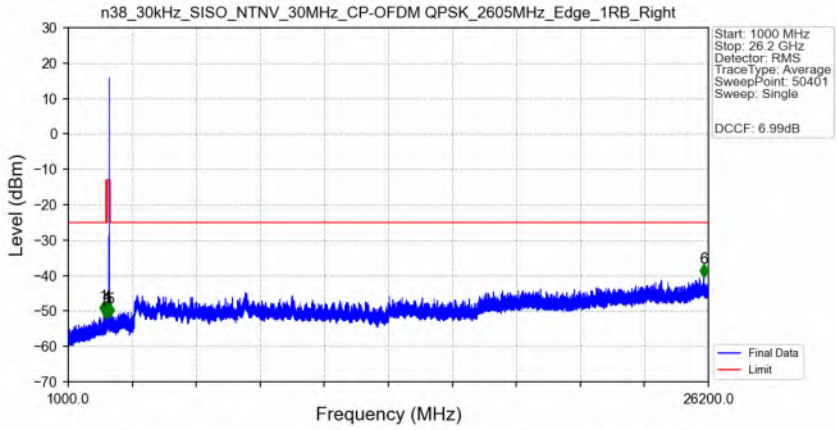

Start (MHz)	Stop (MHz)	RBW (MHz)	Method	Marker No.	Freq (MHz)	Level (dBm)	Limit (dBm)	Result
1000	2490.5	1	/	1	2399.500	-50.54	-25	Pass
2490.5	2496	1	/	2	2494.000	-51.99	-13	Pass
2496	2540	1	/	3	2510.500	-51.63	-25	Pass
2540	2565	1	/	4	2543.000	-50.66	-13	Pass
2565	2625	1	/	/	/	/	/	/
2625	2650	1	/	5	2647.000	-51.37	-13	Pass
2650	26200	1	/	6	26028.000	-40.11	-25	Pass

n38_30kHz_SISO_NTNV_30MHz_CP-OFDM QPSK_2605MHz_Outer_Full_Ant4

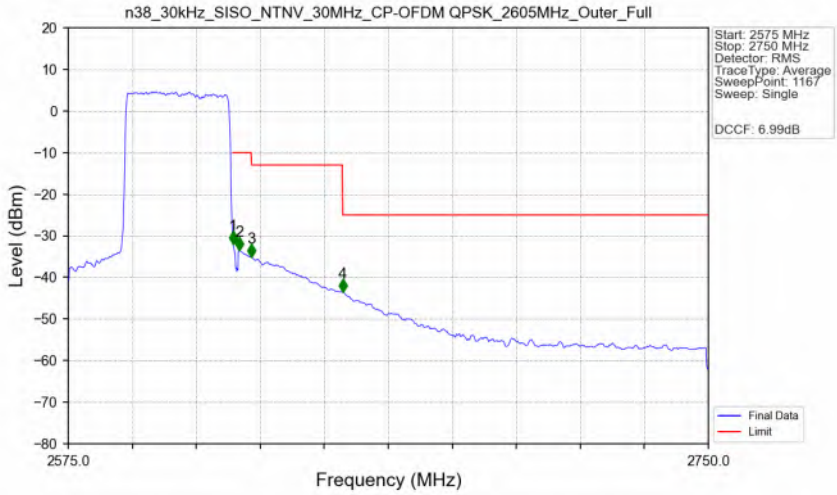

Start (MHz)	Stop (MHz)	RBW (MHz)	Method	Marker No.	Freq (MHz)	Level (dBm)	Limit (dBm)	Result
2575	2620	0.592	CHP	/	/	/	/	/
2620	2621	0.592	CHP	1	2620.026	-32.01	-10	Pass
2621	2625	1	CHP	2	2621.827	-33.57	-10	Pass
2625	2650	1	CHP	3	2625.129	-35.14	-13	Pass
2650	2750	1	CHP	4	2650.043	-43.56	-25	Pass

5.2.3 30_S_40M_NTNV

n38_30kHz_SISO_NTNV_40MHz_DFT-s-OFDM PI/2 BPSK_2590MHz_Edge_1RB_Left_Ant4

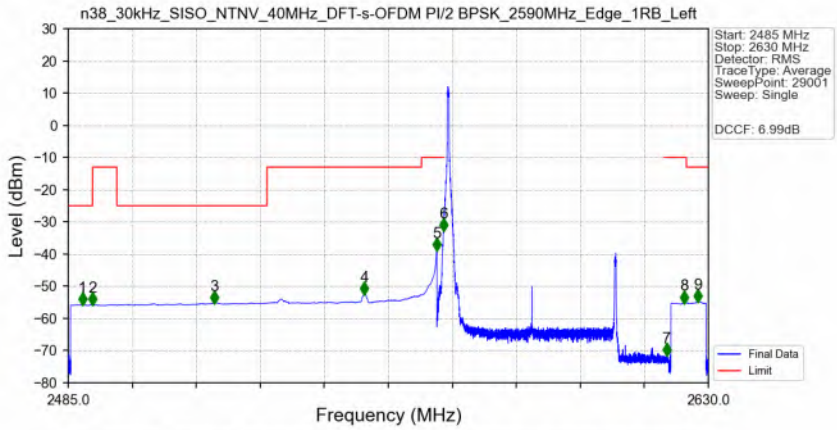

Start (MHz)	Stop (MHz)	RBW (MHz)	Method	Marker No.	Freq (MHz)	Level (dBm)	Limit (dBm)	Result
2485	2490.5	1	CHP	1	2488.245	-55.69	-25	Pass
2490.5	2496	1	CHP	2	2490.550	-55.76	-13	Pass
2496	2530	1	CHP	3	2518.040	-55.14	-25	Pass
2530	2565	1	CHP	4	2552.095	-52.47	-13	Pass
2565	2569	1	CHP	5	2568.500	-38.76	-10	Pass
2569	2570	0.02	CHP	6	2569.995	-32.71	-10	Pass
2570	2620	0.02	CHP	/	/	/	/	/
2620	2621	0.02	CHP	7	2620.495	-71.43	-10	Pass
2621	2625	1	CHP	8	2624.545	-55.12	-10	Pass
2625	2630	1	CHP	9	2627.640	-54.78	-13	Pass

n38_30kHz_SISO_NTNV_40MHz_DFT-s-OFDM PI/2 BPSK_2590MHz_Edge_1RB_Left_Ant4

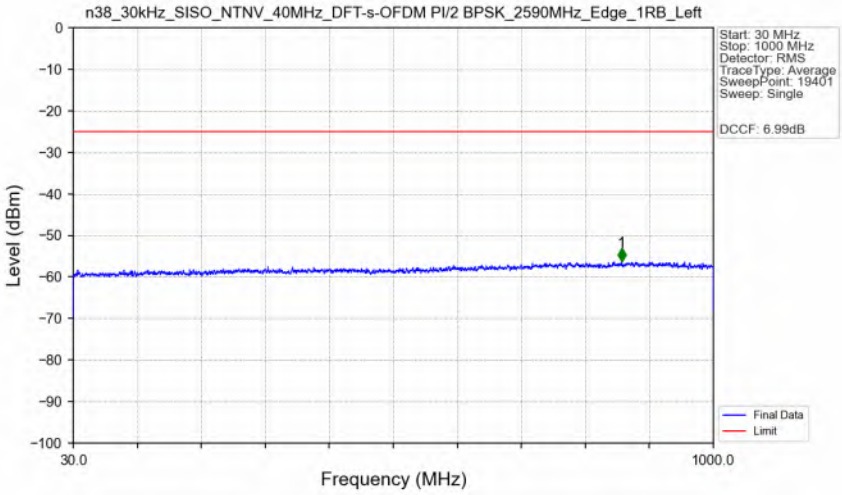

Start (MHz)	Stop (MHz)	RBW (MHz)	Method	Marker No.	Freq (MHz)	Level (dBm)	Limit (dBm)	Result
30	1000	1	CHP	1	860.950	-56.30	-25	Pass

n38_30kHz_SISO_NTNV_40MHz_DFT-s-OFDM PI/2 BPSK_2590MHz_Edge_1RB_Left_Ant4

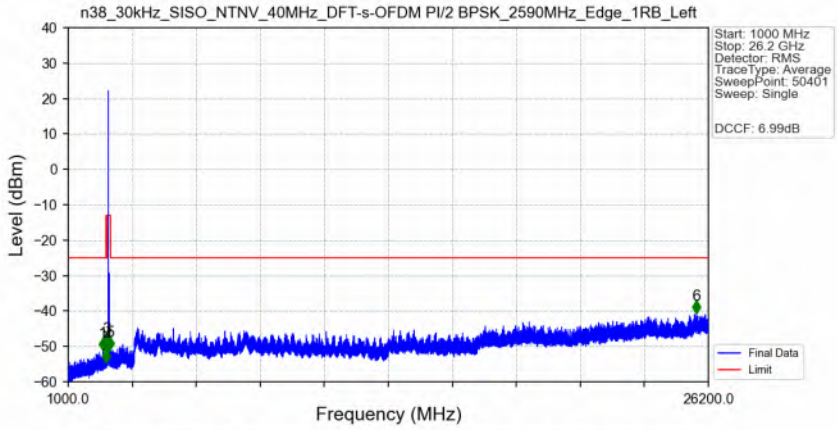

Start (MHz)	Stop (MHz)	RBW (MHz)	Method	Marker No.	Freq (MHz)	Level (dBm)	Limit (dBm)	Result
1000	2490.5	1	/	1	2359.500	-51.00	-25	Pass
2490.5	2496	1	/	2	2494.000	-54.40	-13	Pass
2496	2530	1	/	3	2505.000	-49.58	-25	Pass
2530	2565	1	/	4	2558.000	-51.59	-13	Pass
2565	2625	1	/	/	/	/	/	/
2625	2660	1	/	5	2645.000	-50.77	-13	Pass
2660	26200	1	/	6	25733.500	-40.40	-25	Pass

n38_30kHz_SISO_NTNV_40MHz_DFT-s-OFDM PI/2 BPSK_2590MHz_Outer_Full_Ant4

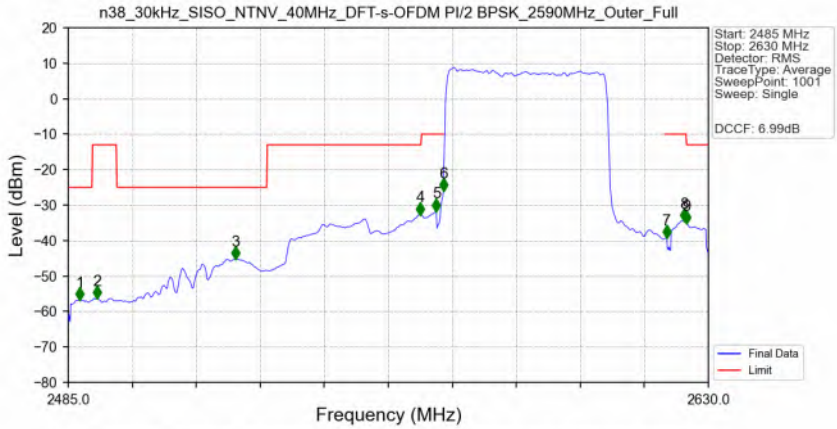

Start (MHz)	Stop (MHz)	RBW (MHz)	Method	Marker No.	Freq (MHz)	Level (dBm)	Limit (dBm)	Result
2485	2490.5	1	CHP	1	2487.610	-56.65	-25	Pass
2490.5	2496	1	CHP	2	2491.525	-56.14	-13	Pass
2496	2530	1	CHP	3	2522.845	-45.01	-25	Pass
2530	2565	1	CHP	4	2564.750	-32.56	-13	Pass
2565	2569	1	CHP	5	2568.375	-31.50	-10	Pass
2569	2570	0.778	CHP	6	2569.970	-25.88	-10	Pass
2570	2620	0.778	CHP	/	/	/	/	/
2620	2621	0.778	CHP	7	2620.575	-39.02	-10	Pass
2621	2625	1	CHP	8	2624.490	-34.32	-10	Pass
2625	2630	1	CHP	9	2625.070	-35.06	-13	Pass

n38_30kHz_SISO_NTNV_40MHz_DFT-s-OFDM PI/2 BPSK_2595MHz_Edge_1RB_Left_Ant4

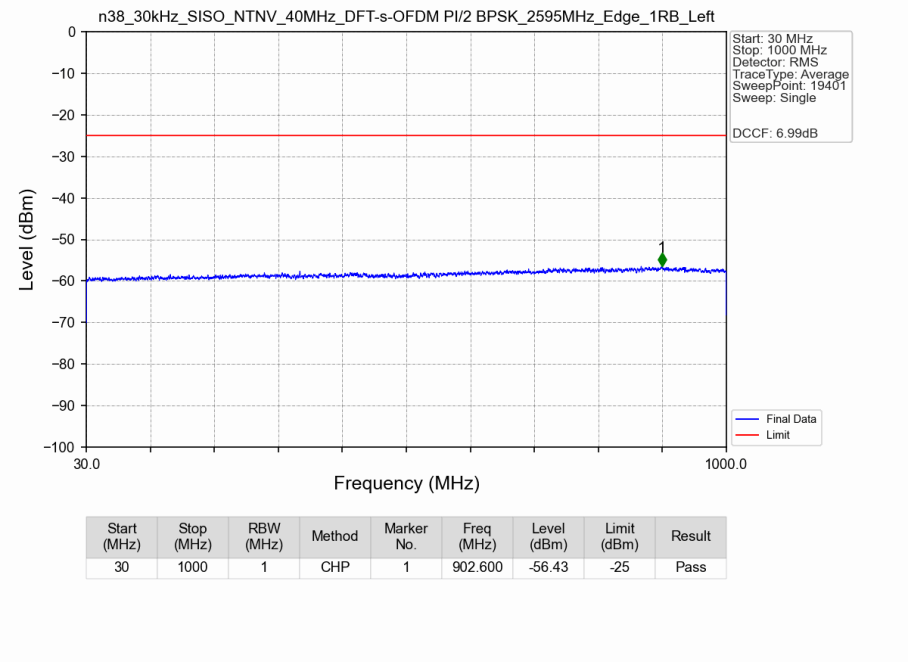

Start (MHz)	Stop (MHz)	RBW (MHz)	Method	Marker No.	Freq (MHz)	Level (dBm)	Limit (dBm)	Result
30	1000	1	CHP	1	902.600	-56.43	-25	Pass

n38_30kHz_SISO_NTNV_40MHz_DFT-s-OFDM PI/2 BPSK_2595MHz_Edge_1RB_Left_Ant4

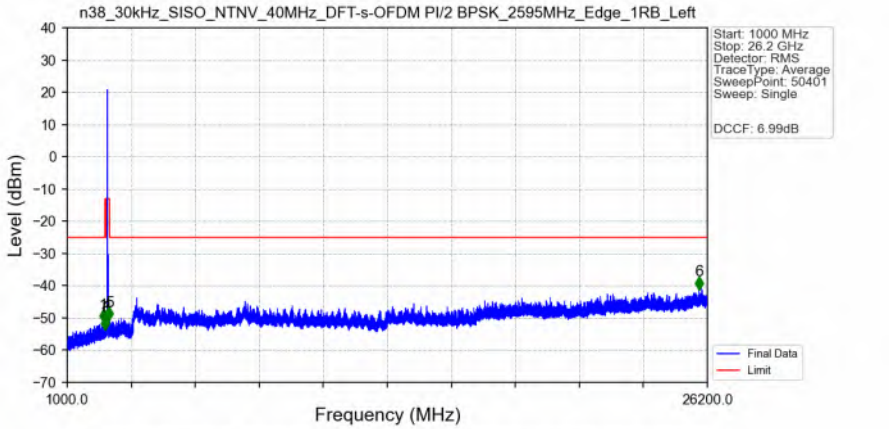

Start (MHz)	Stop (MHz)	RBW (MHz)	Method	Marker No.	Freq (MHz)	Level (dBm)	Limit (dBm)	Result
1000	2490.5	1	/	1	2430.000	-51.17	-25	Pass
2490.5	2496	1	/	2	2491.500	-53.50	-13	Pass
2496	2530	1	/	3	2522.500	-52.00	-25	Pass
2530	2565	1	/	4	2554.500	-51.20	-13	Pass
2565	2625	1	/	/	/	/	/	/
2625	2660	1	/	5	2653.000	-50.42	-13	Pass
2660	26200	1	/	6	25862.000	-40.90	-25	Pass

n38_30kHz_SISO_NTNV_40MHz_DFT-s-OFDM PI/2 BPSK_2600MHz_Edge_1RB_Right_Ant4

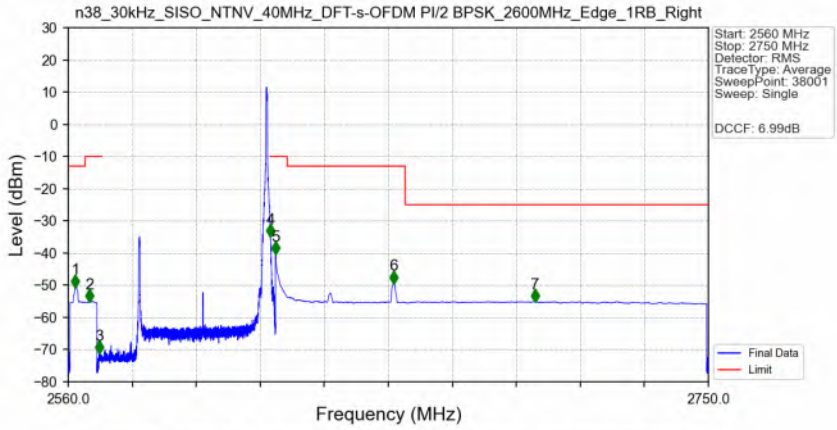

Start (MHz)	Stop (MHz)	RBW (MHz)	Method	Marker No.	Freq (MHz)	Level (dBm)	Limit (dBm)	Result
2560	2565	1	CHP	1	2562.075	-50.39	-13	Pass
2565	2569	1	CHP	2	2566.355	-55.05	-10	Pass
2569	2570	0.02	CHP	3	2569.105	-70.91	-10	Pass
2570	2620	0.02	CHP	/	/	/	/	/
2620	2621	0.02	CHP	4	2620.010	-34.75	-10	Pass
2621	2625	1	CHP	5	2621.500	-40.16	-10	Pass
2625	2660	1	CHP	6	2656.645	-49.19	-13	Pass
2660	2750	1	CHP	7	2698.475	-54.96	-25	Pass

n38_30kHz_SISO_NTNV_40MHz_DFT-s-OFDM PI/2 BPSK_2600MHz_Edge_1RB_Right_Ant4

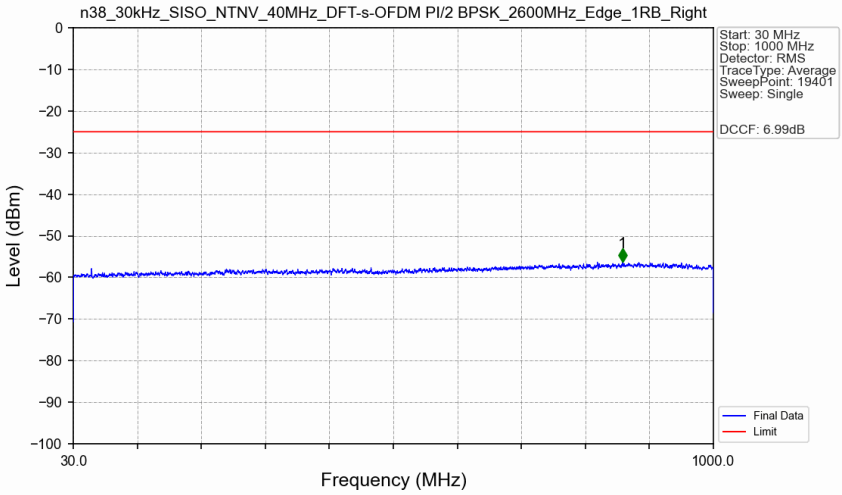

Start (MHz)	Stop (MHz)	RBW (MHz)	Method	Marker No.	Freq (MHz)	Level (dBm)	Limit (dBm)	Result
30	1000	1	CHP	1	862.450	-56.24	-25	Pass

n38_30kHz_SISO_NTNV_40MHz_DFT-s-OFDM PI/2 BPSK_2600MHz_Edge_1RB_Right_Ant4

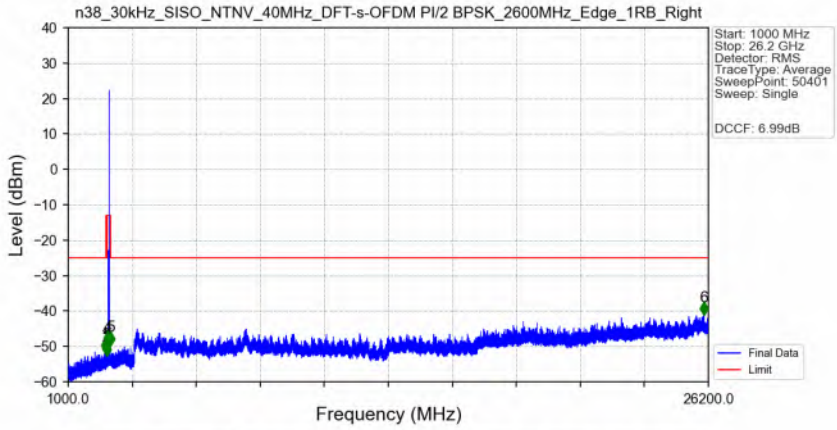

Start (MHz)	Stop (MHz)	RBW (MHz)	Method	Marker No.	Freq (MHz)	Level (dBm)	Limit (dBm)	Result
1000	2490.5	1	/	1	2457.500	-51.15	-25	Pass
2490.5	2496	1	/	2	2493.500	-52.06	-13	Pass
2496	2530	1	/	3	2514.500	-52.35	-25	Pass
2530	2565	1	/	4	2562.000	-49.23	-13	Pass
2565	2625	1	/	/	/	/	/	/
2625	2660	1	/	5	2656.500	-49.30	-13	Pass
2660	26200	1	/	6	26021.500	-40.88	-25	Pass

n38_30kHz_SISO_NTNV_40MHz_DFT-s-OFDM PI/2 BPSK_2600MHz_Outer_Full_Ant4

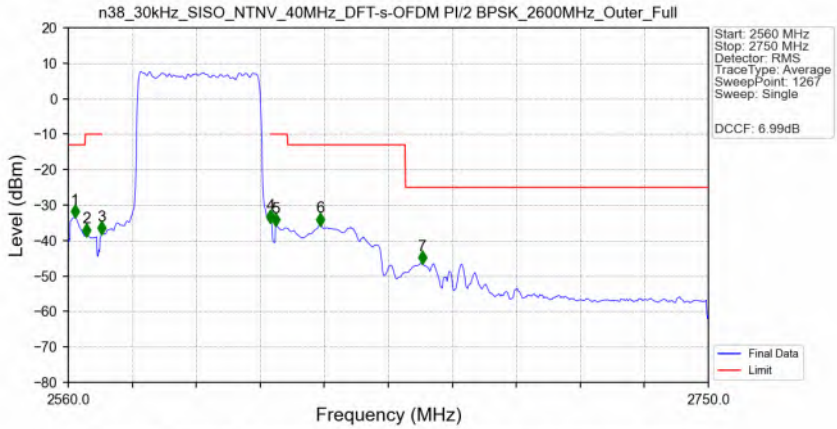

Start (MHz)	Stop (MHz)	RBW (MHz)	Method	Marker No.	Freq (MHz)	Level (dBm)	Limit (dBm)	Result
2560	2565	1	CHP	1	2561.951	-33.39	-13	Pass
2565	2569	1	CHP	2	2565.403	-38.56	-10	Pass
2569	2570	0.778	CHP	3	2569.905	-37.95	-10	Pass
2570	2620	0.778	CHP	/	/	/	/	/
2620	2621	0.778	CHP	4	2620.032	-34.76	-10	Pass
2621	2625	1	CHP	5	2621.532	-35.70	-10	Pass
2625	2660	1	CHP	6	2634.739	-35.56	-13	Pass
2660	2750	1	CHP	7	2665.055	-46.43	-25	Pass

n38_30kHz_SISO_NTNV_40MHz_DFT-s-OFDM QPSK_2590MHz_Edge_1RB_Left_Ant4

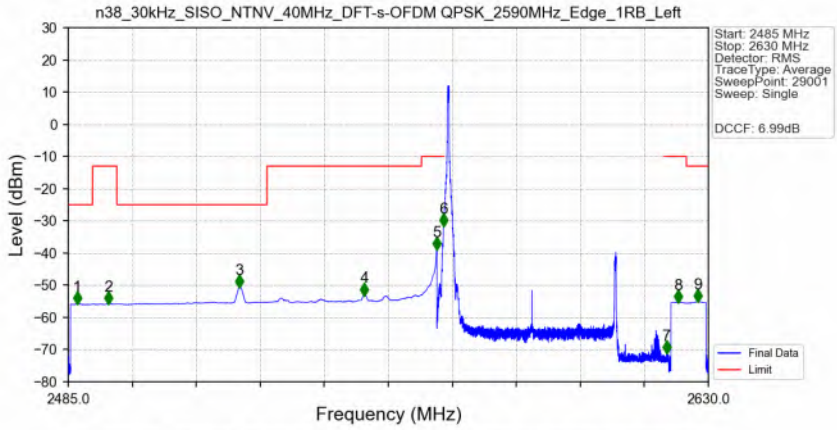

Start (MHz)	Stop (MHz)	RBW (MHz)	Method	Marker No.	Freq (MHz)	Level (dBm)	Limit (dBm)	Result
2485	2490.5	1	CHP	1	2487.060	-55.73	-25	Pass
2490.5	2496	1	CHP	2	2494.035	-55.69	-13	Pass
2496	2530	1	CHP	3	2523.805	-50.52	-25	Pass
2530	2565	1	CHP	4	2552.055	-53.01	-13	Pass
2565	2569	1	CHP	5	2568.500	-38.78	-10	Pass
2569	2570	0.02	CHP	6	2569.980	-31.43	-10	Pass
2570	2620	0.02	CHP	/	/	/	/	/
2620	2621	0.02	CHP	7	2620.585	-70.96	-10	Pass
2621	2625	1	CHP	8	2623.070	-55.29	-10	Pass
2625	2630	1	CHP	9	2627.570	-54.98	-13	Pass

n38_30kHz_SISO_NTNV_40MHz_DFT-s-OFDM QPSK_2590MHz_Edge_1RB_Left_Ant4

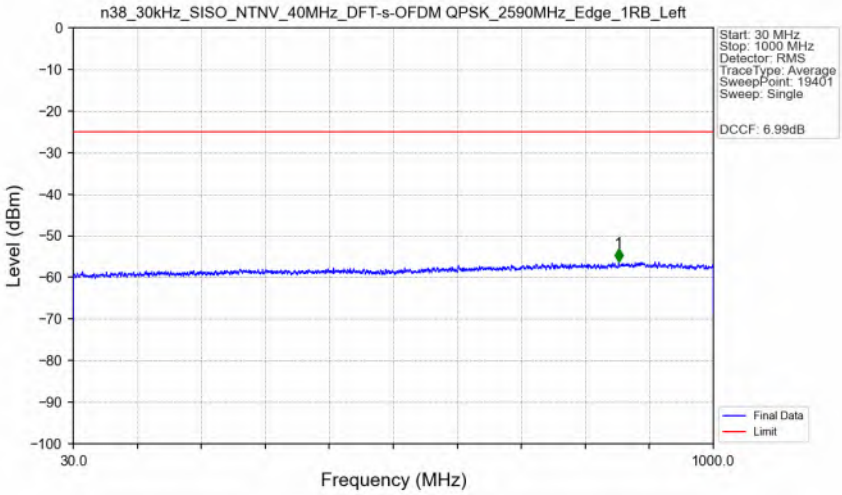

Start (MHz)	Stop (MHz)	RBW (MHz)	Method	Marker No.	Freq (MHz)	Level (dBm)	Limit (dBm)	Result
30	1000	1	CHP	1	856.550	-56.20	-25	Pass

n38_30kHz_SISO_NTNV_40MHz_DFT-s-OFDM QPSK_2590MHz_Edge_1RB_Left_Ant4

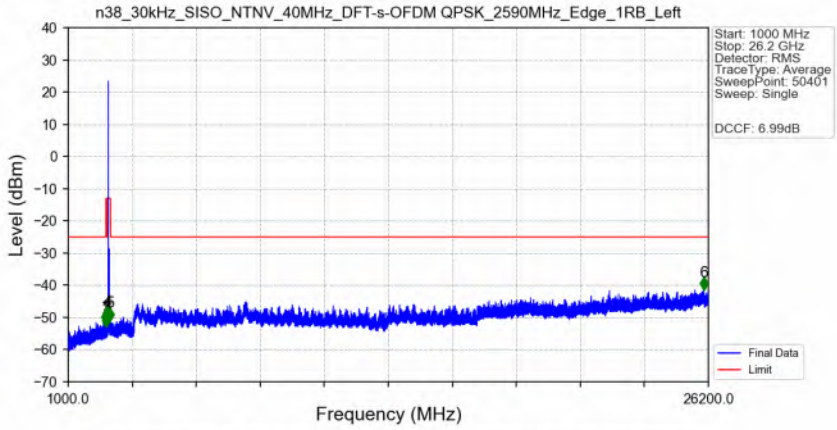

Start (MHz)	Stop (MHz)	RBW (MHz)	Method	Marker No.	Freq (MHz)	Level (dBm)	Limit (dBm)	Result
1000	2490.5	1	/	1	2453.000	-51.53	-25	Pass
2490.5	2496	1	/	2	2495.500	-52.65	-13	Pass
2496	2530	1	/	3	2509.000	-52.05	-25	Pass
2530	2565	1	/	4	2556.000	-50.17	-13	Pass
2565	2625	1	/	/	/	/	/	/
2625	2660	1	/	5	2648.000	-50.76	-13	Pass
2660	26200	1	/	6	26011.500	-41.18	-25	Pass

n38_30kHz_SISO_NTNV_40MHz_DFT-s-OFDM QPSK_2590MHz_Outer_Full_Ant4

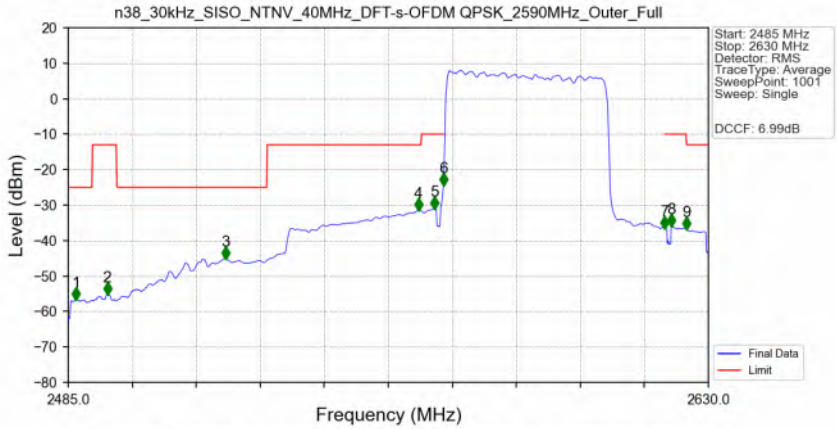

Start (MHz)	Stop (MHz)	RBW (MHz)	Method	Marker No.	Freq (MHz)	Level (dBm)	Limit (dBm)	Result
2485	2490.5	1	CHP	1	2486.740	-56.58	-25	Pass
2490.5	2496	1	CHP	2	2493.845	-55.19	-13	Pass
2496	2530	1	CHP	3	2520.670	-45.02	-25	Pass
2530	2565	1	CHP	4	2564.315	-31.36	-13	Pass
2565	2569	1	CHP	5	2567.940	-31.03	-10	Pass
2569	2570	0.778	CHP	6	2569.970	-24.36	-10	Pass
2570	2620	0.778	CHP	/	/	/	/	/
2620	2621	0.778	CHP	7	2620.140	-36.52	-10	Pass
2621	2625	1	CHP	8	2621.590	-35.85	-10	Pass
2625	2630	1	CHP	9	2625.070	-36.77	-13	Pass

n38_30kHz_SISO_NTNV_40MHz_DFT-s-OFDM QPSK_2595MHz_Edge_1RB_Left_Ant4

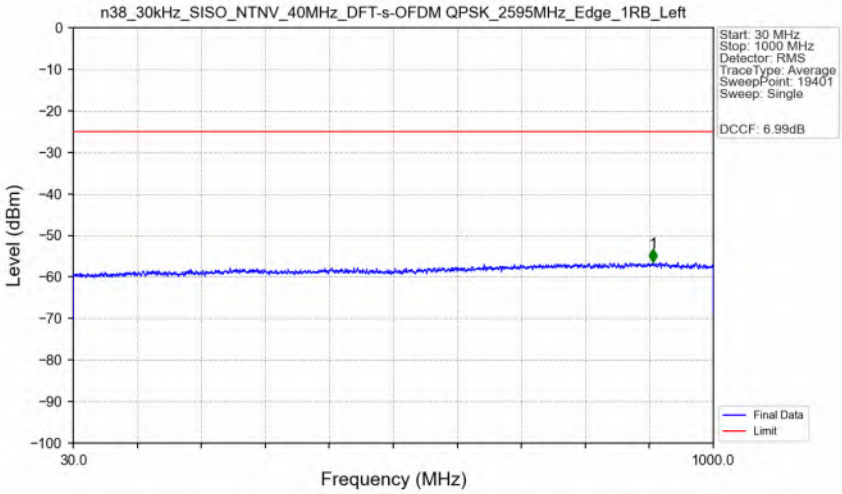

Start (MHz)	Stop (MHz)	RBW (MHz)	Method	Marker No.	Freq (MHz)	Level (dBm)	Limit (dBm)	Result
30	1000	1	CHP	1	908.650	-56.43	-25	Pass

n38_30kHz_SISO_NTNV_40MHz_DFT-s-OFDM QPSK_2595MHz_Edge_1RB_Left_Ant4

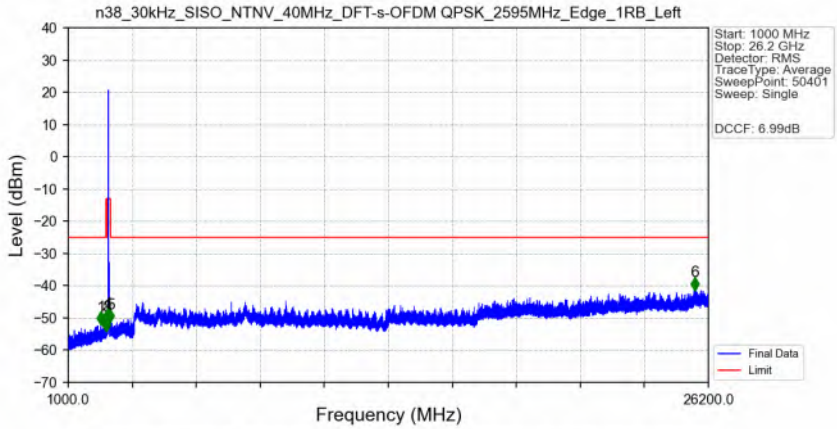

Start (MHz)	Stop (MHz)	RBW (MHz)	Method	Marker No.	Freq (MHz)	Level (dBm)	Limit (dBm)	Result
1000	2490.5	1	/	1	2287.500	-51.85	-25	Pass
2490.5	2496	1	/	2	2494.000	-53.78	-13	Pass
2496	2530	1	/	3	2513.500	-51.77	-25	Pass
2530	2565	1	/	4	2563.500	-50.77	-13	Pass
2565	2625	1	/	/	/	/	/	/
2625	2660	1	/	5	2653.000	-51.10	-13	Pass
2660	26200	1	/	6	25678.500	-41.11	-25	Pass

n38_30kHz_SISO_NTNV_40MHz_DFT-s-OFDM QPSK_2600MHz_Edge_1RB_Right_Ant4

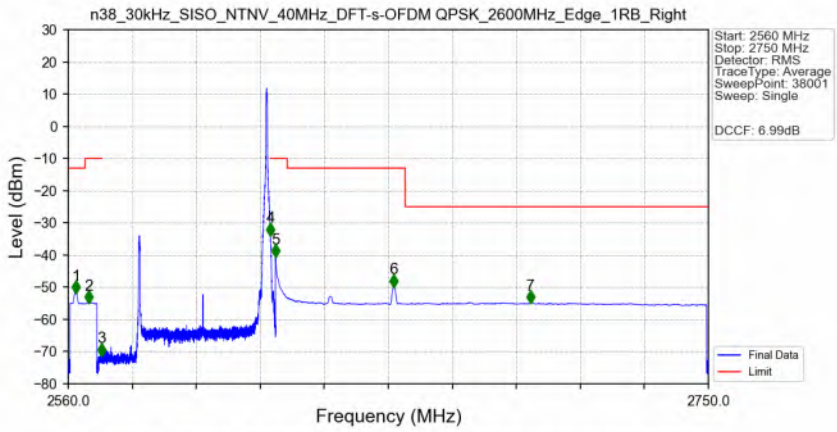

Start (MHz)	Stop (MHz)	RBW (MHz)	Method	Marker No.	Freq (MHz)	Level (dBm)	Limit (dBm)	Result
2560	2565	1	CHP	1	2562.295	-51.62	-13	Pass
2565	2569	1	CHP	2	2566.075	-54.69	-10	Pass
2569	2570	0.02	CHP	3	2569.925	-71.05	-10	Pass
2570	2620	0.02	CHP	/	/	/	/	/
2620	2621	0.02	CHP	4	2620.005	-33.72	-10	Pass
2621	2625	1	CHP	5	2621.500	-40.48	-10	Pass
2625	2660	1	CHP	6	2656.620	-49.70	-13	Pass
2660	2750	1	CHP	7	2697.265	-54.77	-25	Pass

n38_30kHz_SISO_NTNV_40MHz_DFT-s-OFDM QPSK_2600MHz_Edge_1RB_Right_Ant4

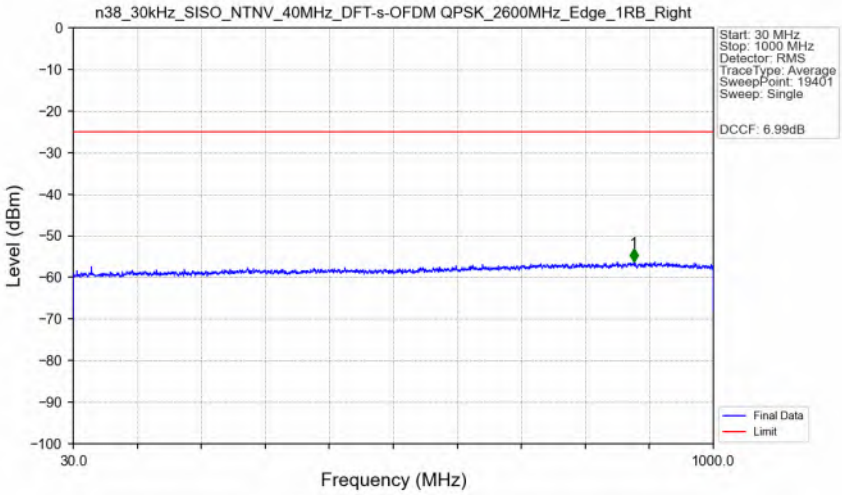

Start (MHz)	Stop (MHz)	RBW (MHz)	Method	Marker No.	Freq (MHz)	Level (dBm)	Limit (dBm)	Result
30	1000	1	CHP	1	879.450	-56.24	-25	Pass

n38_30kHz_SISO_NTNV_40MHz_DFT-s-OFDM QPSK_2600MHz_Edge_1RB_Right_Ant4

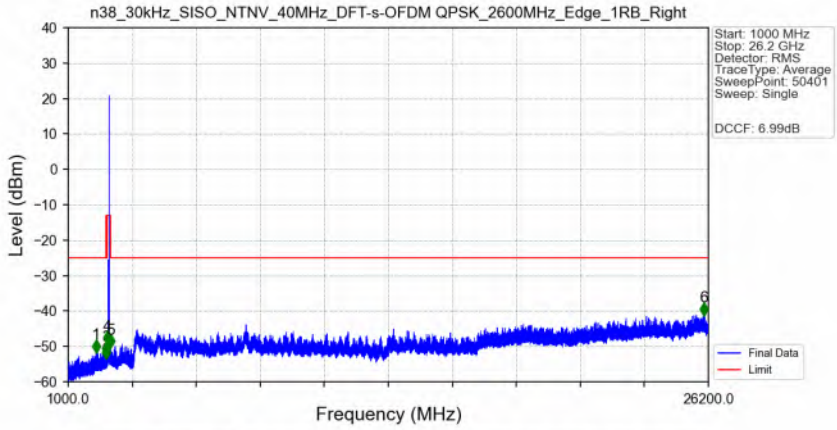

Start (MHz)	Stop (MHz)	RBW (MHz)	Method	Marker No.	Freq (MHz)	Level (dBm)	Limit (dBm)	Result
1000	2490.5	1	/	1	2099.500	-51.48	-25	Pass
2490.5	2496	1	/	2	2492.000	-53.29	-13	Pass
2496	2530	1	/	3	2499.000	-52.11	-25	Pass
2530	2565	1	/	4	2543.000	-49.06	-13	Pass
2565	2625	1	/	/	/	/	/	/
2625	2660	1	/	5	2657.000	-50.06	-13	Pass
2660	26200	1	/	6	26020.000	-40.99	-25	Pass

n38_30kHz_SISO_NTNV_40MHz_DFT-s-OFDM QPSK_2600MHz_Outer_Full_Ant4

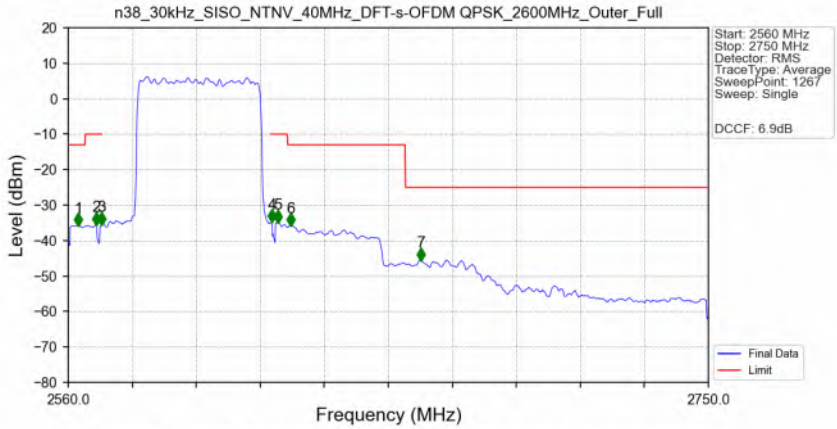

Start (MHz)	Stop (MHz)	RBW (MHz)	Method	Marker No.	Freq (MHz)	Level (dBm)	Limit (dBm)	Result
2560	2565	1	CHP	1	2563.002	-35.60	-13	Pass
2565	2569	1	CHP	2	2568.404	-35.34	-10	Pass
2569	2570	0.778	CHP	3	2569.905	-35.38	-10	Pass
2570	2620	0.778	CHP	/	/	/	/	/
2620	2621	0.778	CHP	4	2620.482	-34.65	-10	Pass
2621	2625	1	CHP	5	2622.283	-34.69	-10	Pass
2625	2660	1	CHP	6	2626.035	-35.64	-13	Pass
2660	2750	1	CHP	7	2664.755	-45.39	-25	Pass

n38_30kHz_SISO_NTNV_40MHz_CP-OFDM QPSK_2590MHz_Edge_1RB_Left_Ant4

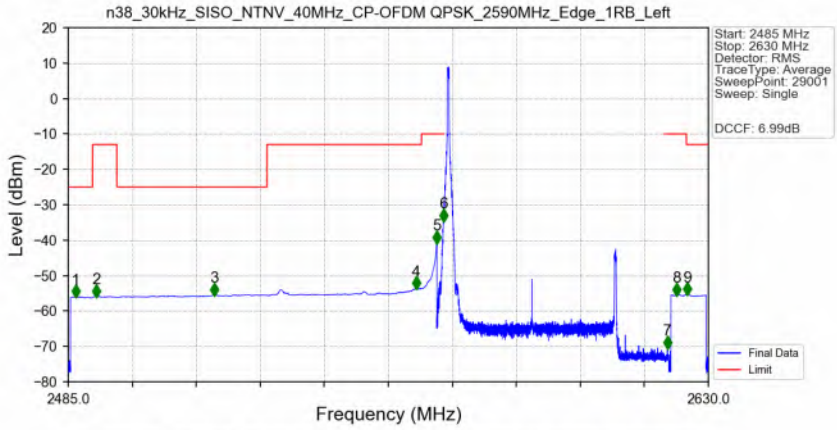

Start (MHz)	Stop (MHz)	RBW (MHz)	Method	Marker No.	Freq (MHz)	Level (dBm)	Limit (dBm)	Result
2485	2490.5	1	CHP	1	2486.645	-56.03	-25	Pass
2490.5	2496	1	CHP	2	2491.385	-55.86	-13	Pass
2496	2530	1	CHP	3	2518.160	-55.41	-25	Pass
2530	2565	1	CHP	4	2563.820	-53.62	-13	Pass
2565	2569	1	CHP	5	2568.500	-40.67	-10	Pass
2569	2570	0.02	CHP	6	2569.985	-34.50	-10	Pass
2570	2620	0.02	CHP	/	/	/	/	/
2620	2621	0.02	CHP	7	2620.715	-70.38	-10	Pass
2621	2625	1	CHP	8	2622.800	-55.43	-10	Pass
2625	2630	1	CHP	9	2625.175	-55.39	-13	Pass

n38_30kHz_SISO_NTNV_40MHz_CP-OFDM QPSK_2590MHz_Edge_1RB_Left_Ant4

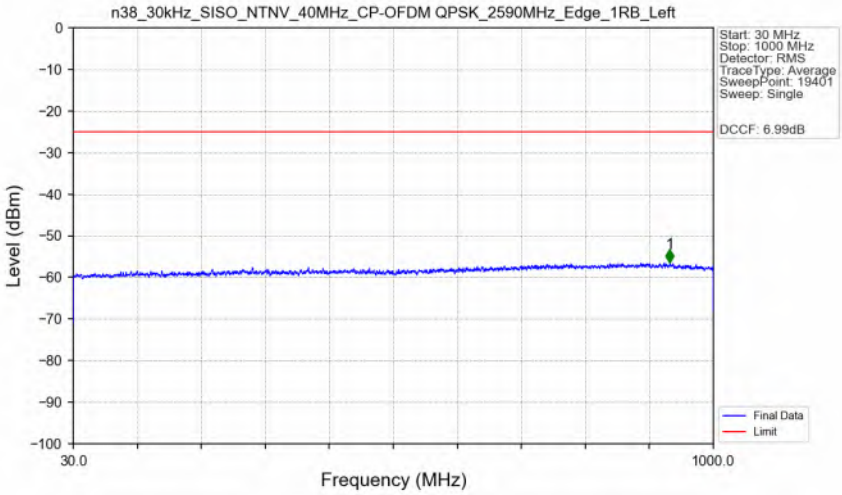

Start (MHz)	Stop (MHz)	RBW (MHz)	Method	Marker No.	Freq (MHz)	Level (dBm)	Limit (dBm)	Result
30	1000	1	CHP	1	934.050	-56.44	-25	Pass

n38_30kHz_SISO_NTNV_40MHz_CP-OFDM QPSK_2590MHz_Edge_1RB_Left_Ant4

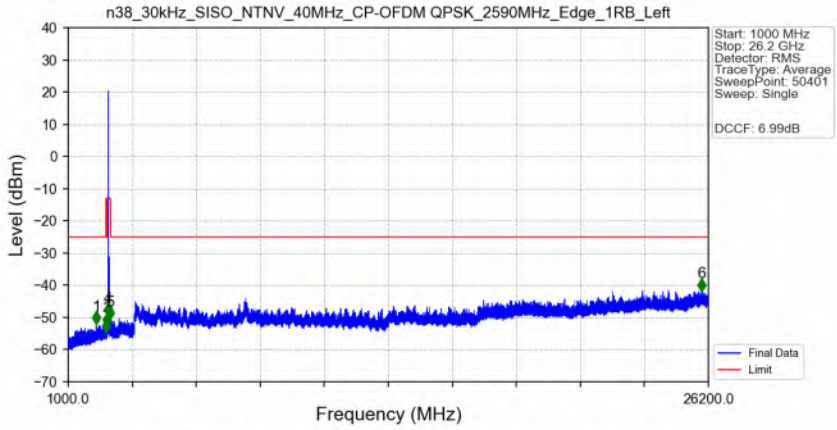

Start (MHz)	Stop (MHz)	RBW (MHz)	Method	Marker No.	Freq (MHz)	Level (dBm)	Limit (dBm)	Result
1000	2490.5	1	/	1	2106.500	-51.81	-25	Pass
2490.5	2496	1	/	2	2495.000	-54.36	-13	Pass
2496	2530	1	/	3	2523.000	-52.36	-25	Pass
2530	2565	1	/	4	2564.500	-49.16	-13	Pass
2565	2625	1	/	/	/	/	/	/
2625	2660	1	/	5	2648.000	-50.31	-13	Pass
2660	26200	1	/	6	25925.000	-41.57	-25	Pass

n38_30kHz_SISO_NTNV_40MHz_CP-OFDM QPSK_2590MHz_Outer_Full_Ant4

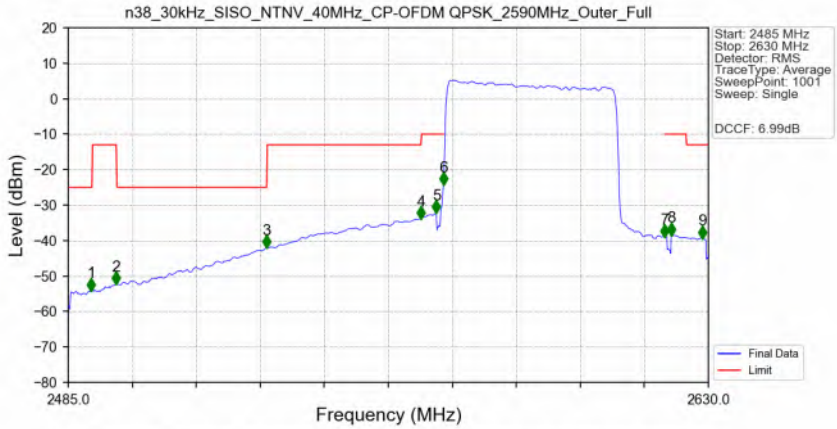

Start (MHz)	Stop (MHz)	RBW (MHz)	Method	Marker No.	Freq (MHz)	Level (dBm)	Limit (dBm)	Result
2485	2490.5	1	CHP	1	2490.220	-53.97	-25	Pass
2490.5	2496	1	CHP	2	2495.875	-52.18	-13	Pass
2496	2530	1	CHP	3	2529.950	-41.92	-25	Pass
2530	2565	1	CHP	4	2564.895	-33.69	-13	Pass
2565	2569	1	CHP	5	2568.375	-31.98	-10	Pass
2569	2570	0.778	CHP	6	2569.970	-24.08	-10	Pass
2570	2620	0.778	CHP	/	/	/	/	/
2620	2621	0.778	CHP	7	2620.140	-38.94	-10	Pass
2621	2625	1	CHP	8	2621.590	-38.36	-10	Pass
2625	2630	1	CHP	9	2628.550	-39.23	-13	Pass

n38_30kHz_SISO_NTNV_40MHz_CP-OFDM QPSK_2595MHz_Edge_1RB_Left_Ant4

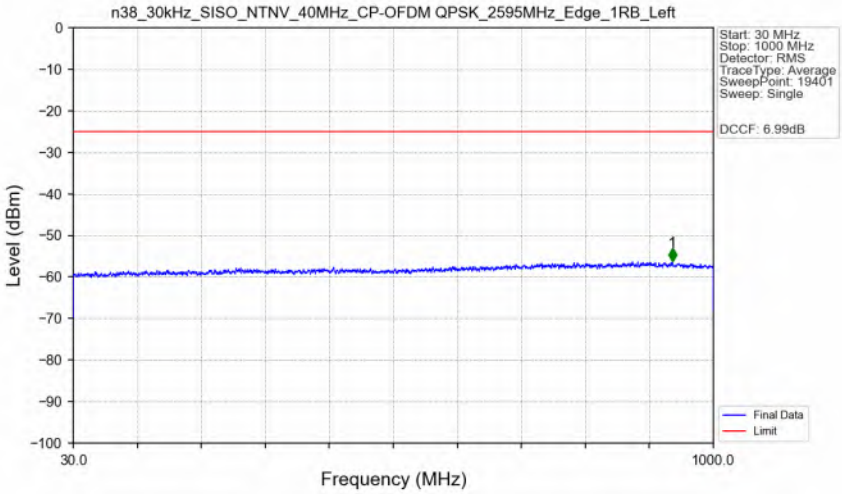

Start (MHz)	Stop (MHz)	RBW (MHz)	Method	Marker No.	Freq (MHz)	Level (dBm)	Limit (dBm)	Result
30	1000	1	CHP	1	937.800	-56.18	-25	Pass

n38_30kHz_SISO_NTNV_40MHz_CP-OFDM QPSK_2595MHz_Edge_1RB_Left_Ant4

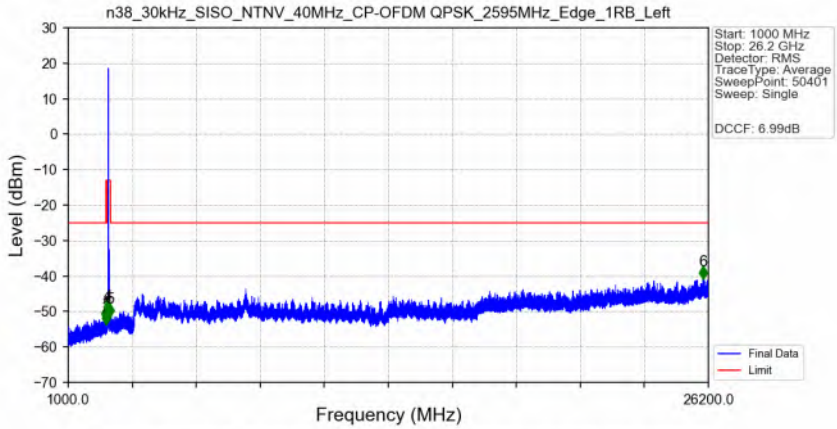

Start (MHz)	Stop (MHz)	RBW (MHz)	Method	Marker No.	Freq (MHz)	Level (dBm)	Limit (dBm)	Result
1000	2490.5	1	/	1	2464.000	-52.16	-25	Pass
2490.5	2496	1	/	2	2491.000	-53.49	-13	Pass
2496	2530	1	/	3	2505.000	-52.79	-25	Pass
2530	2565	1	/	4	2555.500	-50.25	-13	Pass
2565	2625	1	/	/	/	/	/	/
2625	2660	1	/	5	2648.500	-51.19	-13	Pass
2660	26200	1	/	6	25993.000	-40.61	-25	Pass

n38_30kHz_SISO_NTNV_40MHz_CP-OFDM QPSK_2600MHz_Edge_1RB_Right_Ant4

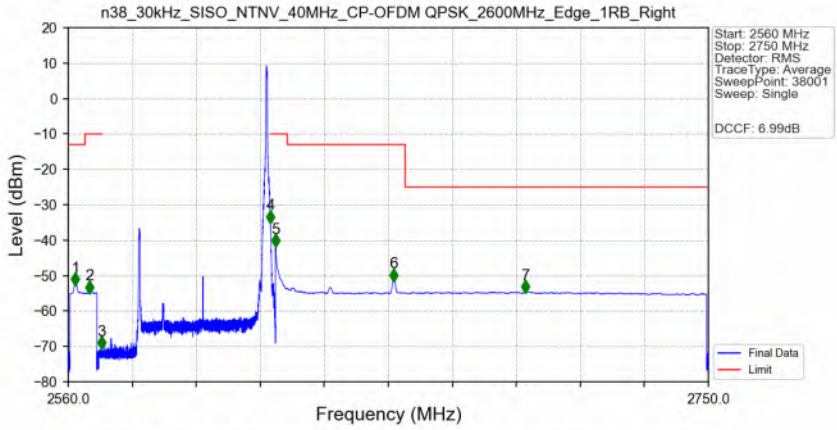

Start (MHz)	Stop (MHz)	RBW (MHz)	Method	Marker No.	Freq (MHz)	Level (dBm)	Limit (dBm)	Result
2560	2565	1	CHP	1	2562.100	-52.58	-13	Pass
2565	2569	1	CHP	2	2566.290	-54.77	-10	Pass
2569	2570	0.02	CHP	3	2569.980	-70.53	-10	Pass
2570	2620	0.02	CHP	/	/	/	/	/
2620	2621	0.02	CHP	4	2620.005	-34.95	-10	Pass
2621	2625	1	CHP	5	2621.500	-41.70	-10	Pass
2625	2660	1	CHP	6	2656.655	-51.39	-13	Pass
2660	2750	1	CHP	7	2695.740	-54.63	-25	Pass

n38_30kHz_SISO_NTNV_40MHz_CP-OFDM QPSK_2600MHz_Edge_1RB_Right_Ant4

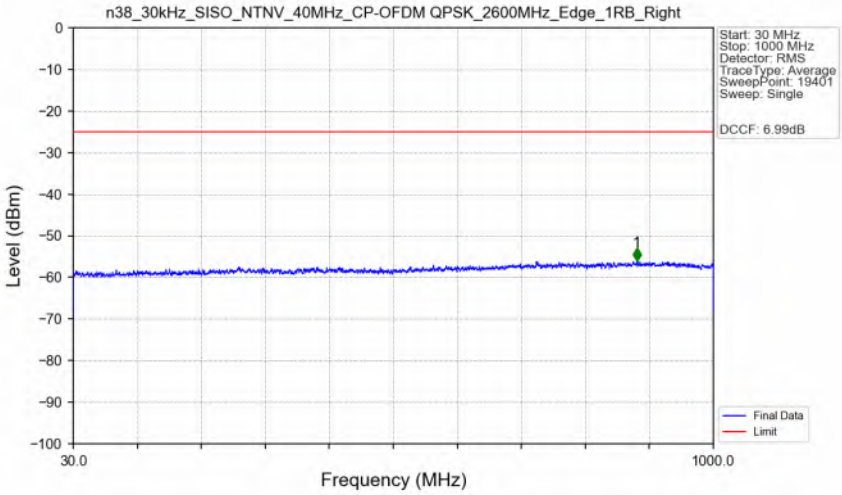

Start (MHz)	Stop (MHz)	RBW (MHz)	Method	Marker No.	Freq (MHz)	Level (dBm)	Limit (dBm)	Result
30	1000	1	CHP	1	883.750	-56.10	-25	Pass

n38_30kHz_SISO_NTNV_40MHz_CP-OFDM QPSK_2600MHz_Edge_1RB_Right_Ant4

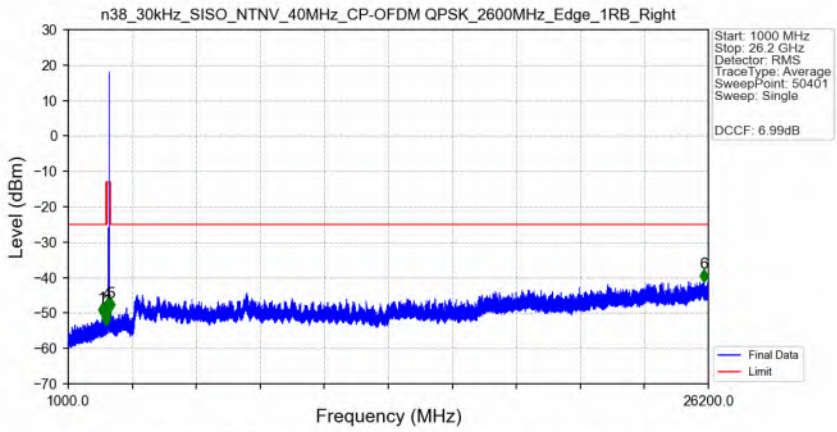

Start (MHz)	Stop (MHz)	RBW (MHz)	Method	Marker No.	Freq (MHz)	Level (dBm)	Limit (dBm)	Result
1000	2490.5	1	/	1	2326.000	-50.57	-25	Pass
2490.5	2496	1	/	2	2494.000	-53.25	-13	Pass
2496	2530	1	/	3	2506.000	-51.50	-25	Pass
2530	2565	1	/	4	2542.000	-49.15	-13	Pass
2565	2625	1	/	/	/	/	/	/
2625	2660	1	/	5	2657.000	-49.16	-13	Pass
2660	26200	1	/	6	26034.000	-40.96	-25	Pass

n38_30kHz_SISO_NTNV_40MHz_CP-OFDM QPSK_2600MHz_Outer_Full_Ant4

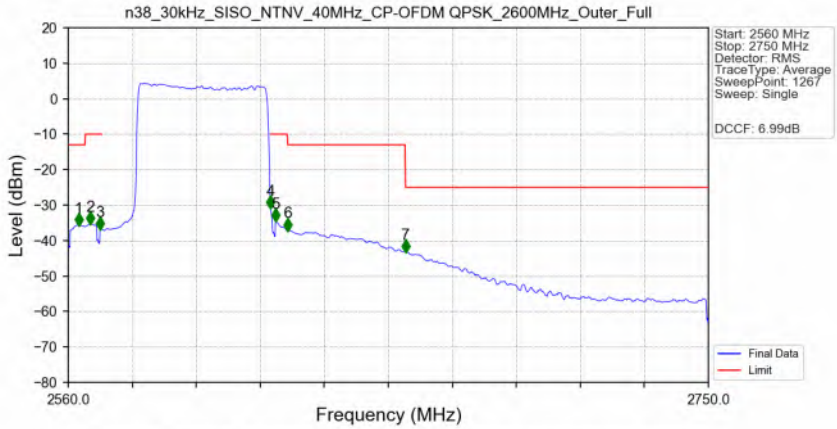

Start (MHz)	Stop (MHz)	RBW (MHz)	Method	Marker No.	Freq (MHz)	Level (dBm)	Limit (dBm)	Result
2560	2565	1	CHP	1	2563.152	-35.67	-13	Pass
2565	2569	1	CHP	2	2566.603	-35.21	-10	Pass
2569	2570	0.778	CHP	3	2569.455	-36.70	-10	Pass
2570	2620	0.778	CHP	/	/	/	/	/
2620	2621	0.778	CHP	4	2620.032	-30.83	-10	Pass
2621	2625	1	CHP	5	2621.532	-34.37	-10	Pass
2625	2660	1	CHP	6	2625.134	-37.07	-13	Pass
2660	2750	1	CHP	7	2660.103	-43.10	-25	Pass