TEST REPORT

Application No.:	SZCR2602000568WM
Applicant:	TCL Communication Ltd.
Address of Applicant:	5/F, Building 22E, 22 Science Park East Avenue, Hong Kong Science Park, Shatin, NT, Hong Kong
Manufacturer:	TCL Communication Ltd.
Address of Manufacturer:	5/F, Building 22E, 22 Science Park East Avenue, Hong Kong Science Park, Shatin, NT, Hong Kong
Equipment Under Test (EUT):	
EUT Description:	GSM/UMTS/LTE/NR Mobile phone
Model No.:	T624Z
FCC ID:	2ACCJH207
Standard(s) :	47 CFR Part 15, Subpart E 15.407
Date of Receipt:	2025-12-22 (for report SZCR251200564606)
Date of Test:	2025-12-30 to 2026-01-23 (for report SZCR251200564606)
Date of Issue:	2026-01-27 (for report SZCR251200564606) 2026-03-13 (for report SZCR260200056809)
Test Result:	**Pass***

* In the configuration tested, the EUT complied with the standards specified above.

Keny Xu
EMC Laboratory Manager

Unless otherwise agreed in writing, this document is issued by the Company subject to its General Conditions of Service printed overleaf, available on request or accessible at https://www.sgs.com/en/Terms-and-Conditions. Attention is drawn to the limitation of liability, indemnification and jurisdiction issues defined therein. Any holder of this document is advised that information contained hereon reflects the Company's findings at the time of its intervention only and within the limits of Client's instructions, if any. The Company's sole responsibility is to its Client and this document does not exonerate parties to a transaction from exercising all their rights and obligations under the transaction documents. This document cannot be reproduced except in full, without prior written approval of the Company. Any unauthorized alteration, forgery or falsification of the content or appearance of this document is unlawful and offenders may be prosecuted to the fullest extent of the law. Unless otherwise stated the results shown in this test report refer only to the sample(s) tested and such sample(s) are retained for 30 days only.
Attention: To check the authenticity of testing /inspection report & certificate, please contact us at telephone: (86-755) 8307 1443, or email: CN.Doccheck@sgs.com
No.1 Workshop, M-10, Middle Section, Science & Technology Park, Nanshan District, Shenzhen, Guangdong, China 518057 t (86-755) 26012053 f (86-755) 26710594 www.sgsgroup.com.cn
中国·广东·深圳市南山区科技园中区M-10栋1号厂房 邮编:518057 t (86-755) 26012053 f (86-755) 26710594 sgs.china@sgs.com

Revision Record				
Version	**Chapter**	**Date**	**Modifier**	**Remark**
01		2026-03-13		Original

Authorized for issue by:				
		Charlie Dai **Charlie Dai/Project Engineer**		
		Eric Fu **Eric Fu/Reviewer**		

Unless otherwise agreed in writing, this document is issued by the Company subject to its General Conditions of Service printed overleaf, available on request or accessible at https://www.sgs.com/en/Terms-and-Conditions. Attention is drawn to the limitation of liability, indemnification and jurisdiction issues defined therein. Any holder of this document is advised that information contained hereon reflects the Company's findings at the time of its intervention only and within the limits of Client's instructions, if any. The Company's sole responsibility is to its Client and this document does not exonerate parties to a transaction from exercising all their rights and obligations under the transaction documents. This document cannot be reproduced except in full, without prior written approval of the Company. Any unauthorized alteration, forgery or falsification of the content or appearance of this document is unlawful and offenders may be prosecuted to the fullest extent of the law. Unless otherwise stated the results shown in this test report refer only to the sample(s) tested and such sample(s) are retained for 30 days only.
Attention: To check the authenticity of testing /inspection report & certificate, please contact us at telephone: (86-755) 8307 1443, or email: CN.Doccheck@sgs.com
No.1 Workshop, M-10, Middle Section, Science & Technology Park, Nanshan District, Shenzhen, Guangdong, China 518057 t (86-755) 26012053 f (86-755) 26710594 www.sgsgroup.com.cn
中国・广东・深圳市南山区科技园中区M-10栋1号厂房 邮编:518057 t (86-755) 26012053 f (86-755) 26710594 sgs.china@sgs.com
Member of the SGS Group (SGS SA)

2 Test Summary

Radio Spectrum Technical Requirement				
Item	**Standard**	**Method**	**Requirement**	**Result**
Antenna Requirement	47 CFR Part 15, Subpart E 15.407	N/A	47 CFR Part 15, Subpart C 15.203	Pass
Transmission in the Absence of Data		N/A	47 CFR Part 15, Subpart E 15.407 (c)	Pass

Radio Spectrum Matter Part				
Item	**Standard**	**Method**	**Requirement**	**Result**
Conducted Emissions at AC Power Line (150kHz-30MHz)	47 CFR Part 15, Subpart E 15.407	ANSI C63.10 (2020) Section 6.2	47 CFR Part 15, Subpart C 15.207 & Subpart E 15.407 b(9)	Pass
Radiated Emissions (Below 1GHz)		ANSI C63.10 (2020) Section 6.4,6.5	47 CFR Part 15, Subpart C 15.209 & Subpart E 15.407(b)	Pass
Radiated Emissions (Above 1GHz)		ANSI C63.10 (2020) Section 6.6	47 CFR Part 15, Subpart C 15.209 & Subpart E 15.407(b)	Pass
Radiated Emissions which fall in the restricted bands		ANSI C63.10 (2020) Section 6.10.5	47 CFR Part 15, Subpart C 15.209 & Subpart E 15.407(b)	Pass
Duty Cycle		ANSI C63.10 (2020) Section 12.2	ANSI C63.10 (2020) Section 12.2	Pass
99% Bandwidth		ANSI C63.10 (2020) Section 12.5.3	ANSI C63.10 (2020) Section 12.5.3	Pass
26dB Emission bandwidth		ANSI C63.10 (2020) Section 12.5.2	47 CFR Part 15, Subpart E 15.407 (a)	Pass
Minimum 6 dB bandwidth (5.725-5.85 GHz band)		ANSI C63.10 (2020) Section 12.5.1	47 CFR Part 15, Subpart E 15.407 (e)	Pass
Maximum Conducted output power		ANSI C63.10 (2020) Section 12.4	47 CFR Part 15, Subpart E 15.407 (a)	Pass
Peak Power spectrum density		ANSI C63.10 (2020) Section 12.6	47 CFR Part 15, Subpart E 15.407 (a)	Pass
Frequency Stability		ANSI C63.10 (2020) Section 6.8	47 CFR Part 15, Subpart E 15.407 (g)	Pass
Channel Move Time		KDB 905462 D02 Section 7.8.3	KDB 905462 D02 Section 5.1	Pass
Channel Closing Transmission Time		KDB 905462 D02 Section 7.8.3	KDB 905462 D02 Section 5.1	Pass

Unless otherwise agreed in writing, this document is issued by the Company subject to its General Conditions of Service printed overleaf, available on request or accessible at https://www.sgs.com/en/Terms-and-Conditions. Attention is drawn to the limitation of liability, indemnification and jurisdiction issues defined therein. Any holder of this document is advised that information contained hereon reflects the Company's findings at the time of its intervention only and within the limits of Client's instructions, if any. The Company's sole responsibility is to its Client and this document does not exonerate parties to a transaction from exercising all their rights and obligations under the transaction documents. This document cannot be reproduced except in full, without prior written approval of the Company. Any unauthorized alteration, forgery or falsification of the content or appearance of this document is unlawful and offenders may be prosecuted to the fullest extent of the law. Unless otherwise stated the results shown in this test report refer only to the sample(s) tested and such sample(s) are retained for 30 days only.
Attention: To check the authenticity of testing /inspection report & certificate, please contact us at telephone: (86-755) 8307 1443, or email: CN.Doccheck@sgs.com
No.1 Workshop, M-10, Middle Section, Science & Technology Park, Nanshan District, Shenzhen, Guangdong, China 518057 t (86-755) 26012053 f (86-755) 26710594 www.sgsgroup.com.cn
中国・广东・深圳市南山区科技园中区M-10栋1号厂房 邮编:518057 t (86-755) 26012053 f (86-755) 26710594 sgs.china@sgs.com
Member of the SGS Group (SGS SA)

Remark:

This test report (Report No.: SZCR260200056809 issue on 2026-03-13) is based on the original test report (Report No.: SZCR251200564606 issue on 2026-01-27).

According to the declaration from the applicant, the models in this report and models in original report were identical, with only the following differences:

1. Model changed from T624J to T624Z.
2. FCC ID changed from 2ACCJH205 to 2ACCJH207.

Therefore in this report all items do not need to retest and all test data in this report are based on the previous report with report number SZCR251200564606 issue on 2026-01-27.

Unless otherwise agreed in writing, this document is issued by the Company subject to its General Conditions of Service printed overleaf, available on request or accessible at https://www.sgs.com/en/Terms-and-Conditions. Attention is drawn to the limitation of liability, indemnification and jurisdiction issues defined therein. Any holder of this document is advised that information contained hereon reflects the Company's findings at the time of its intervention only and within the limits of Client's instructions, if any. The Company's sole responsibility is to its Client and this document does not exonerate parties to a transaction from exercising all their rights and obligations under the transaction documents. This document cannot be reproduced except in full, without prior written approval of the Company. Any unauthorized alteration, forgery or falsification of the content or appearance of this document is unlawful and offenders may be prosecuted to the fullest extent of the law. Unless otherwise stated the results shown in this test report refer only to the sample(s) tested and such sample(s) are retained for 30 days only.
Attention: To check the authenticity of testing /inspection report & certificate, please contact us at telephone: (86-755) 8307 1443, or email: CN.Doccheck@sgs.com
No.1 Workshop, M-10, Middle Section, Science & Technology Park, Nanshan District, Shenzhen, Guangdong, China 518057 t (86-755) 26012053 f (86-755) 26710594 www.sgsgroup.com.cn
中国・广东・深圳市南山区科技园中区M-10栋1号厂房 邮编:518057 t (86-755) 26012053 f (86-755) 26710594 sgs.china@sgs.com
Member of the SGS Group (SGS SA)

3 Contents

Page

1 Cover Page 1

2 Test Summary 3

3 Contents 5

4 General Information 8

4.1 Details of E.U.T. 8
4.2 Environment Parameter 9
4.3 Description of Support Units 9
4.4 Measurement Uncertainty 10
4.5 Test Location 11
4.6 Test Facility 11
4.7 Deviation from Standards 11
4.8 Abnormalities from Standard Conditions 11

5 Equipment List 12

6 Radio Spectrum Technical Requirement 15

6.1 Antenna Requirement 15
6.1.1 Test Requirement: 15
6.2 Transmission in the Absence of Data 16
6.2.1 Test Requirement: 16
6.2.2 Conclusion 16

7 Radio Spectrum Matter Test Results 17

7.1 Conducted Emissions at AC Power Line (150kHz-30MHz) 17
7.1.1 E.U.T. Operation 17
7.1.2 Test Mode Description 17
7.1.3 Test Setup Diagram 18
7.1.4 Measurement Procedure and Data 18
7.2 Radiated Emissions (Below 1GHz) 21
7.2.1 E.U.T. Operation 21
7.2.2 Test Mode Description 21
7.2.3 Test Setup Diagram 22
7.2.4 Measurement Procedure and Data 23
7.3 Radiated Emissions (Above 1GHz) 30
7.3.1 E.U.T. Operation 30
7.3.2 Test Mode Description 31
7.3.3 Test Setup Diagram 32
7.3.4 Measurement Procedure and Data 33
7.4 Radiated Emissions which fall in the restricted bands 57
7.4.1 E.U.T. Operation 57
7.4.2 Test Mode Description 58
7.4.3 Test Setup Diagram 59

Unless otherwise agreed in writing, this document is issued by the Company subject to its General Conditions of Service printed overleaf, available on request or accessible at https://www.sgs.com/en/Terms-and-Conditions. Attention is drawn to the limitation of liability, indemnification and jurisdiction issues defined therein. Any holder of this document is advised that information contained hereon reflects the Company's findings at the time of its intervention only and within the limits of Client's instructions, if any. The Company's sole responsibility is to its Client and this document does not exonerate parties to a transaction from exercising all their rights and obligations under the transaction documents. This document cannot be reproduced except in full, without prior written approval of the Company. Any unauthorized alteration, forgery or falsification of the content or appearance of this document is unlawful and offenders may be prosecuted to the fullest extent of the law. Unless otherwise stated the results shown in this test report refer only to the sample(s) tested and such sample(s) are retained for 30 days only.
Attention: To check the authenticity of testing /inspection report & certificate, please contact us at telephone: (86-755) 8307 1443, or email: CN.Doccheck@sgs.com
No.1 Workshop, M-10, Middle Section, Science & Technology Park, Nanshan District, Shenzhen, Guangdong, China 518057 t (86-755) 26012053 f (86-755) 26710594 www.sgsgroup.com.cn
中国・广东・深圳市南山区科技园中区M-10栋1号厂房 邮编:518057 t (86-755) 26012053 f (86-755) 26710594 sgs.china@sgs.com
Member of the SGS Group (SGS SA)

7.4.4 Measurement Procedure and Data 60
7.5 Duty Cycle 79
7.5.1 E.U.T. Operation 79
7.5.2 Test Mode Description 79
7.5.3 Test Setup Diagram 80
7.5.4 Measurement Procedure and Data 80
7.6 99% Bandwidth 81
7.6.1 E.U.T. Operation 81
7.6.2 Test Mode Description 81
7.6.3 Test Setup Diagram 82
7.6.4 Measurement Procedure and Data 82
7.7 26dB Emission bandwidth 83
7.7.1 E.U.T. Operation 83
7.7.2 Test Mode Description 83
7.7.3 Test Setup Diagram 83
7.7.4 Measurement Procedure and Data 83
7.8 Minimum 6 dB bandwidth (5.725-5.85 GHz band) 84
7.8.1 E.U.T. Operation 84
7.8.2 Test Mode Description 84
7.8.3 Test Setup Diagram 84
7.8.4 Measurement Procedure and Data 84
7.9 Maximum Conducted output power 85
7.9.1 E.U.T. Operation 85
7.9.2 Test Mode Description 85
7.9.3 Test Setup Diagram 86
7.9.4 Measurement Procedure and Data 86
7.10 Peak Power spectrum density 87
7.10.1 E.U.T. Operation 87
7.10.2 Test Mode Description 87
7.10.3 Test Setup Diagram 88
7.10.4 Measurement Procedure and Data 88
7.11 Frequency Stability 89
7.11.1 E.U.T. Operation 89
7.11.2 Test Mode Description 89
7.11.3 Test Setup Diagram 90
7.11.4 Measurement Procedure and Data 90
7.12 Channel Move Time 91
7.12.1 E.U.T. Operation 91
7.12.2 Test Mode Description 92
7.12.3 Test Setup Diagram 92
7.12.4 Measurement Procedure and Data 93
7.13 Channel Closing Transmission Time 94
7.13.1 E.U.T. Operation 94
7.13.2 Test Mode Description 95
7.13.3 Test Setup Diagram 95
7.13.4 Measurement Procedure and Data 96

8 Test Setup Photo 97

9 EUT Constructional Details (EUT Photos) 97

Unless otherwise agreed in writing, this document is issued by the Company subject to its General Conditions of Service printed overleaf, available on request or accessible at https://www.sgs.com/en/Terms-and-Conditions. Attention is drawn to the limitation of liability, indemnification and jurisdiction issues defined therein. Any holder of this document is advised that information contained hereon reflects the Company's findings at the time of its intervention only and within the limits of Client's instructions, if any. The Company's sole responsibility is to its Client and this document does not exonerate parties to a transaction from exercising all their rights and obligations under the transaction documents. This document cannot be reproduced except in full, without prior written approval of the Company. Any unauthorized alteration, forgery or falsification of the content or appearance of this document is unlawful and offenders may be prosecuted to the fullest extent of the law. Unless otherwise stated the results shown in this test report refer only to the sample(s) tested and such sample(s) are retained for 30 days only.
Attention: To check the authenticity of testing /inspection report & certificate, please contact us at telephone: (86-755) 8307 1443, or email: CN.Doccheck@sgs.com
No.1 Workshop, M-10, Middle Section, Science & Technology Park, Nanshan District, Shenzhen, Guangdong, China 518057 t (86-755) 26012053 f (86-755) 26710594 www.sgsgroup.com.cn
中国・广东・深圳市南山区科技园中区M-10栋1号厂房 邮编:518057 t (86-755) 26012053 f (86-755) 26710594 sgs.china@sgs.com
Member of the SGS Group (SGS SA)

10 Appendix.....98

Unless otherwise agreed in writing, this document is issued by the Company subject to its General Conditions of Service printed overleaf, available on request or accessible at https://www.sgs.com/en/Terms-and-Conditions. Attention is drawn to the limitation of liability, indemnification and jurisdiction issues defined therein. Any holder of this document is advised that information contained hereon reflects the Company's findings at the time of its intervention only and within the limits of Client's instructions, if any. The Company's sole responsibility is to its Client and this document does not exonerate parties to a transaction from exercising all their rights and obligations under the transaction documents. This document cannot be reproduced except in full, without prior written approval of the Company. Any unauthorized alteration, forgery or falsification of the content or appearance of this document is unlawful and offenders may be prosecuted to the fullest extent of the law. Unless otherwise stated the results shown in this test report refer only to the sample(s) tested and such sample(s) are retained for 30 days only.
Attention: To check the authenticity of testing /inspection report & certificate, please contact us at telephone: (86-755) 8307 1443, or email: CN.Doccheck@sgs.com
SGS-CSTC Standards Technical Services Co.,Ltd. Shenzhen Branch Testing Laboratory
No.1 Workshop, M-10, Middle Section, Science & Technology Park, Nanshan District, Shenzhen, Guangdong, China 518057 t (86-755) 26012053 f (86-755) 26710594 www.sgsgroup.com.cn
中国・广东・深圳市南山区科技园中区M-10栋1号厂房 邮编:518057 t (86-755) 26012053 f (86-755) 26710594 sgs.china@sgs.com
Member of the SGS Group (SGS SA)

4 General Information

4.1 Details of E.U.T.

EUT Description:	GSM/UMTS/LTE/NR Mobile phone	
Model No.:	T624Z	
Hardware Version:	03	
Software Version:	CBS5	
Power Supply:	Powered by DC3.91V/5000mAh (Model: TLp050B7) by Rechargeable Li-ion Battery. Charged by USB port from adapter.	
WLAN Mode Supported:	802.11a:	20 MHz channel bandwidth
	802.11n:	20 MHz / 40 MHz channel bandwidth
	802.11ac:	20 MHz / 40 MHz / 80 MHz channel bandwidth
Operation Frequency:	5150MHz to 5250MHz 5250MHz to 5350MHz 5470MHz to 5725MHz 5725MHz to 5850MHz	
Modulation Type:	802.11a:	OFDM (BPSK, QPSK, 16QAM, 64QAM)
	802.11n:	OFDM (BPSK, QPSK, 16QAM, 64QAM)
	802.11ac:	OFDM (BPSK, QPSK, 16QAM, 64QAM, 256QAM)
Channel Spacing:	20MHz:	802.11a/n(HT20)/ac(VHT20)
	40MHz:	802.11n(HT40)/ac(VHT40)
	80MHz:	802.11ac(VHT80)
Antenna Type:	FPC Antenna	
Antenna Gain:	5150MHz to 5250MHz: -4.22dBi(Ant7); 5250MHz to 5350MHz: -4.22dBi(Ant7); 5470MHz to 5725MHz: -4.22dBi(Ant7); 5725MHz to 5850MHz: -4.22dBi(Ant7);	
	Note: The antenna gain are derived from the gain information report provided by the manufacturer.	
Smart System:	☒ SISO	802.11a/n/ac
	☐ MIMO	CDD: 802.11a/n/ac: Tx & Rx
		STBC: 802.11n/ac: Tx & Rx
		TXBF: 802.11n/ac: Tx & Rx
	☐ Diversity	802.11a: Tx & Rx
TPC Function:	☐Support, ☒Not Support	

Unless otherwise agreed in writing, this document is issued by the Company subject to its General Conditions of Service printed overleaf, available on request or accessible at https://www.sgs.com/en/Terms-and-Conditions. Attention is drawn to the limitation of liability, indemnification and jurisdiction issues defined therein. Any holder of this document is advised that information contained hereon reflects the Company's findings at the time of its intervention only and within the limits of Client's instructions, if any. The Company's sole responsibility is to its Client and this document does not exonerate parties to a transaction from exercising all their rights and obligations under the transaction documents. This document cannot be reproduced except in full, without prior written approval of the Company. Any unauthorized alteration, forgery or falsification of the content or appearance of this document is unlawful and offenders may be prosecuted to the fullest extent of the law. Unless otherwise stated the results shown in this test report refer only to the sample(s) tested and such sample(s) are retained for 30 days only.
Attention: To check the authenticity of testing /inspection report & certificate, please contact us at telephone: (86-755) 8307 1443, or email: CN.Doccheck@sgs.com
No.1 Workshop, M-10, Middle Section, Science & Technology Park, Nanshan District, Shenzhen, Guangdong, China 518057 t (86-755) 26012053 f (86-755) 26710594 www.sgsgroup.com.cn
中国·广东·深圳市南山区科技园中区M-10栋1号厂房 邮编:518057 t (86-755) 26012053 f (86-755) 26710594 sgs.china@sgs.com
Member of the SGS Group (SGS SA)

DFS Function:	☐Master		
	☐Slave with radar detection	☒Slave without radar detection	
RF Cable:	4900MHz ~ 5250MHz(1.6dB)	5250MHz ~ 5350MHz(1.7dB)	
	5470MHz ~ 5725MHz(1.8dB)	5725MHz ~ 5850MHz (2dB)	
Remark: As above information is provided and confirmed by the applicant. SGS is not liable to the accuracy, suitability, reliability or/and integrity of the information.			

4.2 Environment Parameter

Environment Parameter	1020 mbar Selected Values During Tests	
Relative Humidity	33.1-50.8 % RH Ambient	
Value	Temperature(°C)	Voltage(V)
NTNV	21.1~24.5	3.91
NTLV	21.1~24.5	3.6
NTHV	21.1~24.5	4.5
Note: NV:Normal Voltage LV:Low Extreme Test Voltage HV:High Extreme Test Voltage NT:Normal Temperature LT:Low Extreme Test Temperature HT:High Extreme Test Temperature		

4.3 Description of Support Units

Description	Manufacturer	Model No.	FCC ID	Serial No.
Adapter	Lenovo	LA140	REF. No.SEA05S01I	Adapter
Router	LINKSYS	WRT32X	Q87-WRT3200ACM	22C10609709105

Unless otherwise agreed in writing, this document is issued by the Company subject to its General Conditions of Service printed overleaf, available on request or accessible at https://www.sgs.com/en/Terms-and-Conditions. Attention is drawn to the limitation of liability, indemnification and jurisdiction issues defined therein. Any holder of this document is advised that information contained hereon reflects the Company's findings at the time of its intervention only and within the limits of Client's instructions, if any. The Company's sole responsibility is to its Client and this document does not exonerate parties to a transaction from exercising all their rights and obligations under the transaction documents. This document cannot be reproduced except in full, without prior written approval of the Company. Any unauthorized alteration, forgery or falsification of the content or appearance of this document is unlawful and offenders may be prosecuted to the fullest extent of the law. Unless otherwise stated the results shown in this test report refer only to the sample(s) tested and such sample(s) are retained for 30 days only.
Attention: To check the authenticity of testing /inspection report & certificate, please contact us at telephone: (86-755) 8307 1443, or email: CN.Doccheck@sgs.com
SGS-CSTC Standards Technical Services Co.,Ltd. Shenzhen Branch
No.1 Workshop, M-10, Middle Section, Science & Technology Park, Nanshan District, Shenzhen, Guangdong, China 518057 t (86-755) 26012053 f (86-755) 26710594 www.sgsgroup.com.cn
中国・广东・深圳市南山区科技园中区M-10栋1号厂房 邮编:518057 t (86-755) 26012053 f (86-755) 26710594 sgs.china@sgs.com
Member of the SGS Group (SGS SA)

4.4 Measurement Uncertainty

Test Item	Measurement Uncertainty
Conducted Emissions at AC Power Line (150kHz-30MHz)	± 3.2dB
Radiated Emissions (Below 1GHz)	± 6.0dB for 3m; ± 5.0dB for 10m
Radiated Emissions (Above 1GHz)	± 4.6dB (1-18GHz);± 4.8dB (18-40GHz)
Radiated Emissions which fall in the restricted bands	± 6.0dB (below 1GHz); ± 4.6dB (above 1GHz);
Duty Cycle	± 0.3%
99% Bandwidth	± 0.3%
26dB Emission bandwidth	± 0.3%
Minimum 6 dB bandwidth (5.725-5.85 GHz band)	± 0.3%
Maximum Conducted output power	± 0.8dB
Peak Power spectrum density	± 0.4dB
Frequency Stability	± 5.4 x 10^-8

Remark:
The U_{lab} (lab Uncertainty) is less than $U_{cispr/ETSI}$ (CISPR/ETSI Uncertainty), so the test results
– compliance is deemed to occur if no measured disturbance level exceeds the disturbance limit;
– non-compliance is deemed to occur if any measured disturbance level exceeds the disturbance limit.

Unless otherwise agreed in writing, this document is issued by the Company subject to its General Conditions of Service printed overleaf, available on request or accessible at https://www.sgs.com/en/Terms-and-Conditions. Attention is drawn to the limitation of liability, indemnification and jurisdiction issues defined therein. Any holder of this document is advised that information contained hereon reflects the Company's findings at the time of its intervention only and within the limits of Client's instructions, if any. The Company's sole responsibility is to its Client and this document does not exonerate parties to a transaction from exercising all their rights and obligations under the transaction documents. This document cannot be reproduced except in full, without prior written approval of the Company. Any unauthorized alteration, forgery or falsification of the content or appearance of this document is unlawful and offenders may be prosecuted to the fullest extent of the law. Unless otherwise stated the results shown in this test report refer only to the sample(s) tested and such sample(s) are retained for 30 days only.
Attention: To check the authenticity of testing /inspection report & certificate, please contact us at telephone: (86-755) 8307 1443, or email: CN.Doccheck@sgs.com
No.1 Workshop, M-10, Middle Section, Science & Technology Park, Nanshan District, Shenzhen, Guangdong, China 518057 t (86-755) 26012053 f (86-755) 26710594 www.sgsgroup.com.cn
中国・广东・深圳市南山区科技园中区M-10栋1号厂房 邮编:518057 t (86-755) 26012053 f (86-755) 26710594 sgs.china@sgs.com
Member of the SGS Group (SGS SA)

4.5 Test Location

All tests were performed at:

SGS-CSTC Standards Technical Services Co., Ltd., Shenzhen Branch

No. 1 Workshop, M-10, Middle Section, Science & Technology Park, Nanshan District, Shenzhen, Guangdong, China. 518057.

Tel: +86 755 2601 2053 Fax: +86 755 2671 0594

No tests were sub-contracted.

4.6 Test Facility

The test facility is recognized, certified, or accredited by the following organizations:

• A2LA (Certificate No. 3816.01)

SGS-CSTC Standards Technical Services Co., Ltd., Shenzhen EMC Laboratory is accredited by the American Association for Laboratory Accreditation(A2LA). Certificate No. 3816.01.

• VCCI (Member No. 1937)

The 3m Fully-anechoic chamber for above 1GHz, 10m Semi-anechoic chamber for below 1GHz, Shielded Room for Mains Port Conducted Interference Measurement and Telecommunication Port Conducted Interference Measurement of SGS-CSTC Standards Technical Services Co., Ltd. Shenzhen EMC laboratory have been registered in accordance with the Regulations for Voluntary Control Measures with Registration No.: G-20026, R-14188, C-12383 and T-11153 respectively.

• FCC –Designation Number: CN1336

SGS-CSTC Standards Technical Services Co., Ltd., Shenzhen EMC Laboratory has been recognized as an accredited testing laboratory.

Designation Number: CN1336. Test Firm Registration Number: 787754.

• Innovation, Science and Economic Development Canada

SGS-CSTC Standards Technical Services Co., Ltd., Shenzhen EMC Laboratory has been recognized by ISED as an accredited testing laboratory.

CAB identifier: CN0006.

IC#: 4620C.

4.7 Deviation from Standards

None

4.8 Abnormalities from Standard Conditions

None

Unless otherwise agreed in writing, this document is issued by the Company subject to its General Conditions of Service printed overleaf, available on request or accessible at https://www.sgs.com/en/Terms-and-Conditions. Attention is drawn to the limitation of liability, indemnification and jurisdiction issues defined therein. Any holder of this document is advised that information contained hereon reflects the Company's findings at the time of its intervention only and within the limits of Client's instructions, if any. The Company's sole responsibility is to its Client and this document does not exonerate parties to a transaction from exercising all their rights and obligations under the transaction documents. This document cannot be reproduced except in full, without prior written approval of the Company. Any unauthorized alteration, forgery or falsification of the content or appearance of this document is unlawful and offenders may be prosecuted to the fullest extent of the law. Unless otherwise stated the results shown in this test report refer only to the sample(s) tested and such sample(s) are retained for 30 days only.
Attention: To check the authenticity of testing /inspection report & certificate, please contact us at telephone: (86-755) 8307 1443, or email: CN.Doccheck@sgs.com
No.1 Workshop, M-10, Middle Section, Science & Technology Park, Nanshan District, Shenzhen, Guangdong, China 518057 t (86-755) 26012053 f (86-755) 26710594 www.sgsgroup.com.cn
中国・广东・深圳市南山区科技园中区M-10栋1号厂房 邮编:518057 t (86-755) 26012053 f (86-755) 26710594 sgs.china@sgs.com
Member of the SGS Group (SGS SA)

5 Equipment List

Conducted Emissions at AC Power Line (150kHz-30MHz)					
Equipment	**Manufacturer**	**Model No.**	**Inventory No.**	**Cal Date**	**Cal Due Date**
Shielding Room	ZhongYu Electron	GB-88	SEM001-06	2025-05-07	2028-05-06
EMI Test Receiver	Rohde&Schwarz	ESR	SZ-WRG-M-047	2025-12-15	2026-12-14
Matching Pad	N/A	N/A	SEM021-23	2025-03-19	2026-03-18
Matching Pad	N/A	N/A	SEM021-24	2025-03-19	2026-03-18
Measurement Software	AUDIX	e3 V8.2014-6-27a	N/A	N/A	N/A
Coaxial Cable	SGS	N/A	SEM024-01	2025-07-05	2026-07-04
LISN	Rohde&Schwarz	ENV216	SEM007-01	2025-07-25	2026-07-24
LISN	ETS-LINDGREN	3816/2	SEM007-02	2025-03-03	2026-03-02

Radiated Spurious Emissions 30MHz-1GHz					
Equipment	**Manufacturer**	**Model No.**	**Inventory No.**	**Cal Date**	**Cal Due Date**
Loop Antenna	ETS-Lindgren	6502	SEM003-08	2025-11-17	2027-11-16
3m Semi-Anechoic Chamber	ETS-LINDGREN	N/A	SEM001-01	2023-06-19	2026-06-18
MXE EMI Receiver	Agilent Technologies	N9038A	SEM004-15	2025-07-25	2026-07-24
BiConiLog Antenna	ETS-LINDGREN	3142C	SEM003-01	2025-08-29	2027-08-28
Pre-Amplifier	Agilent Technologies	8447D	SEM005-01	2025-03-04	2026-03-03
Measurement Software	AUDIX	e3 V8.2014-6-27	N/A	N/A	N/A
Coaxial Cable	SGS	N/A	SEM025-01	2025-07-05	2026-07-04

Radiated Spurious Emissions Below 30MHz					
Equipment	**Manufacturer**	**Model No.**	**Inventory No.**	**Cal Date**	**Cal Due Date**
10m Semi-Anechoic Chamber	SAEMC	FSAC1018	SEM001-03	2025-03-21	2026-03-20
MXE EMI receiver	KEYSIGHT	N9038A	SEM004-16	2025-07-25	2026-07-24
Trilog-Broadband Antenna	Schwarzbeck	VULB9168	SEM003-18	2025-08-29	2027-08-28
Pre-amplifier	Sonoma Instrument Co	310N	SEM005-04	2025-03-04	2026-03-03
Loop Antenna	ETS-Lindgren	6502	SEM003-08	2025-11-17	2027-11-16
Measurement Software	AUDIX	e3 V8.2014-6-27	N/A	N/A	N/A
Coaxial Cable	SGS	N/A	SEM029-01	2025-07-05	2026-07-04

Unless otherwise agreed in writing, this document is issued by the Company subject to its General Conditions of Service printed overleaf, available on request or accessible at https://www.sgs.com/en/Terms-and-Conditions. Attention is drawn to the limitation of liability, indemnification and jurisdiction issues defined therein. Any holder of this document is advised that information contained hereon reflects the Company's findings at the time of its intervention only and within the limits of Client's instructions, if any. The Company's sole responsibility is to its Client and this document does not exonerate parties to a transaction from exercising all their rights and obligations under the transaction documents. This document cannot be reproduced except in full, without prior written approval of the Company. Any unauthorized alteration, forgery or falsification of the content or appearance of this document is unlawful and offenders may be prosecuted to the fullest extent of the law. Unless otherwise stated the results shown in this test report refer only to the sample(s) tested and such sample(s) are retained for 30 days only.
Attention: To check the authenticity of testing /inspection report & certificate, please contact us at telephone: (86-755) 8307 1443, or email: CN.Doccheck@sgs.com
No.1 Workshop, M-10, Middle Section, Science & Technology Park, Nanshan District, Shenzhen, Guangdong, China 518057 t (86-755) 26012053 f (86-755) 26710594 www.sgsgroup.com.cn
中国·广东·深圳市南山区科技园中区M-10栋1号厂房 邮编:518057 t (86-755) 26012053 f (86-755) 26710594 sgs.china@sgs.com
Member of the SGS Group (SGS SA)

Radiated Emissions (Above 1GHz)					
Equipment	**Manufacturer**	**Model No.**	**Inventory No.**	**Cal Date**	**Cal Due Date**
Signal & Spectrum Analyzer	Rohde & Schwarz	FSV	SZ-WRG-M-048	2025-12-16	2026-12-15
Low Noise Amplifier 1G-18GHz	Tonscend	TAP01018050	SZ-WRG-M-051	2025-12-16	2026-12-15
Low Noise Amplifier 18G-40GHz	Tonscend	TAP18040048	SZ-WRG-M-052	2025-12-16	2026-12-15
Double Ridge Horn Antenna 1GHz-18GHz	SCHWARZBECK	BBHA 9120 D	SZ-WRG-M-055	2025-12-13	2026-12-12
SHF-EHF Horn 15GHz-40GHz	SCHWARZBECK	BBHA 9170	SZ-WRG-M-056	2025-12-13	2026-12-12
RSE Test Software	AUDIX	e3 V8.2014-6-27	N/A	N/A	N/A
Chamber	CRTSGSSAC966	N/A	SZ-WRG-C-063	2025-01-06	2028-01-05
Humidity and Temperature Indicator	deli	8838	SEM002-46	2025-07-23	2026-07-22

Radiated Emissions which fall in the restricted bands					
Equipment	**Manufacturer**	**Model No.**	**Inventory No.**	**Cal Date**	**Cal Due Date**
Signal & Spectrum Analyzer	Rohde & Schwarz	FSV	SZ-WRG-M-048	2025-12-16	2026-12-15
Low Noise Amplifier 30M-8GHz	Tonscend	TAP30M8G30	SZ-WRG-M-050	2025-12-16	2026-12-15
Double Ridge Horn Antenna 1GHz-18GHz	SCHWARZBECK	BBHA 9120 D	SZ-WRG-M-055	2025-12-13	2026-12-12
SHF-EHF Horn 15GHz-40GHz	SCHWARZBECK	BBHA 9170	SZ-WRG-M-056	2025-12-13	2026-12-12
RSE Test Software	AUDIX	e3 V8.2014-6-27	N/A	N/A	N/A
Chamber	CRTSGSSAC966	N/A	SZ-WRG-C-063	2025-01-06	2028-01-05
Humidity and Temperature Indicator	deli	8838	SEM002-46	2025-07-23	2026-07-22

Unless otherwise agreed in writing, this document is issued by the Company subject to its General Conditions of Service printed overleaf, available on request or accessible at https://www.sgs.com/en/Terms-and-Conditions. Attention is drawn to the limitation of liability, indemnification and jurisdiction issues defined therein. Any holder of this document is advised that information contained hereon reflects the Company's findings at the time of its intervention only and within the limits of Client's instructions, if any. The Company's sole responsibility is to its Client and this document does not exonerate parties to a transaction from exercising all their rights and obligations under the transaction documents. This document cannot be reproduced except in full, without prior written approval of the Company. Any unauthorized alteration, forgery or falsification of the content or appearance of this document is unlawful and offenders may be prosecuted to the fullest extent of the law. Unless otherwise stated the results shown in this test report refer only to the sample(s) tested and such sample(s) are retained for 30 days only.
Attention: To check the authenticity of testing /inspection report & certificate, please contact us at telephone: (86-755) 8307 1443, or email: CN.Doccheck@sgs.com
No.1 Workshop, M-10, Middle Section, Science & Technology Park, Nanshan District, Shenzhen, Guangdong, China 518057 t (86-755) 26012053 f (86-755) 26710594 www.sgsgroup.com.cn
中国・广东・深圳市南山区科技园中区M-10栋1号厂房 邮编:518057 t (86-755) 26012053 f (86-755) 26710594 sgs.china@sgs.com
Member of the SGS Group (SGS SA)

RF Conducted Test					
Equipment	**Manufacturer**	**Model No.**	**Inventory No.**	**Cal Date**	**Cal Due Date**
DC Power Supply	Chroma	62012P-80-60	SEM011-11	2025-07-24	2026-07-23
MXA Signal Analyzer	KEYSIGHT	N9020A	SEM004-19	2025-03-04	2026-03-03
Signal Generator	KEYSIGHT	N5173B	SEM006-05	2025-09-10	2026-09-09
Measurement Software	TST PASS	TST PASS V2.0	N/A	N/A	N/A
Coaxial Cable	SGS	N/A	SEM031-01	2025-07-05	2026-07-04
Attenuator	Huber+Suhner	6620_SMA-50-1	SEM021-09	2025-03-03	2026-03-02
Programmable Temperature & Humidity Chamber	Votsch Industrietechnik GmbH	VT 4002	SEM002-15	2025-02-26	2026-02-25
Power Sensor	TST PASS	TSPS2023R	SEM009-26	2025-03-04	2026-03-03
Power Sensor	KEYSIGHT	U2021XA	SEM009-16	2025-03-04	2026-03-03

General used equipment					
Equipment	**Manufacturer**	**Model No.**	**Inventory No.**	**Cal Date**	**Cal Due Date**
Humidity/ Temperature Indicator	deli	8838	SEM002-32	2025-07-23	2026-07-22
Humidity/ Temperature Indicator	deli	8838	SEM002-33	2025-07-23	2026-07-22
Barometer	Changchun Meteorological Industry Factory	DYM3	SEM002-01	2025-03-03	2026-03-02

Unless otherwise agreed in writing, this document is issued by the Company subject to its General Conditions of Service printed overleaf, available on request or accessible at https://www.sgs.com/en/Terms-and-Conditions. Attention is drawn to the limitation of liability, indemnification and jurisdiction issues defined therein. Any holder of this document is advised that information contained hereon reflects the Company's findings at the time of its intervention only and within the limits of Client's instructions, if any. The Company's sole responsibility is to its Client and this document does not exonerate parties to a transaction from exercising all their rights and obligations under the transaction documents. This document cannot be reproduced except in full, without prior written approval of the Company. Any unauthorized alteration, forgery or falsification of the content or appearance of this document is unlawful and offenders may be prosecuted to the fullest extent of the law. Unless otherwise stated the results shown in this test report refer only to the sample(s) tested and such sample(s) are retained for 30 days only.
Attention: To check the authenticity of testing /inspection report & certificate, please contact us at telephone: (86-755) 8307 1443, or email: CN.Doccheck@sgs.com
SGS-CSTC Standards Technical Services Co.,Ltd. Shenzhen Branch
No.1 Workshop, M-10, Middle Section, Science & Technology Park, Nanshan District, Shenzhen, Guangdong, China 518057 t (86-755) 26012053 f (86-755) 26710594 www.sgsgroup.com.cn
中国・广东・深圳市南山区科技园中区M-10栋1号厂房 邮编:518057 t (86-755) 26012053 f (86-755) 26710594 sgs.china@sgs.com
Member of the SGS Group (SGS SA)

6 Radio Spectrum Technical Requirement

6.1 Antenna Requirement

6.1.1 Test Requirement:

47 CFR Part 15, Subpart C 15.203

Standard Requirement: An intentional radiator shall be designed to ensure that no antenna other than that furnished by the responsible party shall be used with the device. The use of a antenna that uses a unique coupling to the intentional radiator, the manufacturer may design the unit permanently attached antenna or of an so that a broken antenna can be replaced by the user, but the use of a standard antenna jack or electrical connector is prohibited.
The antenna is FPC Antenna and no consideration of replacement. The best case gain of the antenna is 5150MHz to 5250MHz: -4.22dBi(Ant7);* 5250MHz to 5350MHz: -4.22dBi(Ant7);* 5470MHz to 5725MHz: -4.22dBi(Ant7);* 5725MHz to 5850MHz: -4.22dBi(Ant7);* *Note:* *The antenna gain are derived from the gain information report provided by the manufacturer.* *Remark:* *As above information is provided and confirmed by the applicant. SGS is not liable to the accuracy, suitability, reliability or/and integrity of the information.*

Unless otherwise agreed in writing, this document is issued by the Company subject to its General Conditions of Service printed overleaf, available on request or accessible at https://www.sgs.com/en/Terms-and-Conditions. Attention is drawn to the limitation of liability, indemnification and jurisdiction issues defined therein. Any holder of this document is advised that information contained hereon reflects the Company's findings at the time of its intervention only and within the limits of Client's instructions, if any. The Company's sole responsibility is to its Client and this document does not exonerate parties to a transaction from exercising all their rights and obligations under the transaction documents. This document cannot be reproduced except in full, without prior written approval of the Company. Any unauthorized alteration, forgery or falsification of the content or appearance of this document is unlawful and offenders may be prosecuted to the fullest extent of the law. Unless otherwise stated the results shown in this test report refer only to the sample(s) tested and such sample(s) are retained for 30 days only.
Attention: To check the authenticity of testing /inspection report & certificate, please contact us at telephone: (86-755) 8307 1443, or email: CN.Doccheck@sgs.com
No.1 Workshop, M-10, Middle Section, Science & Technology Park, Nanshan District, Shenzhen, Guangdong, China 518057 t (86-755) 26012053 f (86-755) 26710594 www.sgsgroup.com.cn
中国・广东・深圳市南山区科技园中区M-10栋1号厂房 邮编:518057 t (86-755) 26012053 f (86-755) 26710594 sgs.china@sgs.com
Member of the SGS Group (SGS SA)

6.2 Transmission in the Absence of Data

6.2.1 Test Requirement:

47 CFR Part 15, Subpart E 15.407 (c)

6.2.2 Conclusion

Standard Requirement:

The device shall automatically discontinue transmission in case of either absence of information to transmit or operational failure. These provisions are not intended to preclude the transmission of control or signalling information or the use of repetitive codes used by certain digital technologies to complete frame or burst intervals.

Applicants shall include in their application for equipment authorization a description of how this requirement is met.

EUT Details:

WIFI chip support automatically discontinue transmission in case of either absence of information to transmit or operational failure, if the chip detect absence of information to transmit or operational failure, it will be automatically shut off.

Unless otherwise agreed in writing, this document is issued by the Company subject to its General Conditions of Service printed overleaf, available on request or accessible at https://www.sgs.com/en/Terms-and-Conditions. Attention is drawn to the limitation of liability, indemnification and jurisdiction issues defined therein. Any holder of this document is advised that information contained hereon reflects the Company's findings at the time of its intervention only and within the limits of Client's instructions, if any. The Company's sole responsibility is to its Client and this document does not exonerate parties to a transaction from exercising all their rights and obligations under the transaction documents. This document cannot be reproduced except in full, without prior written approval of the Company. Any unauthorized alteration, forgery or falsification of the content or appearance of this document is unlawful and offenders may be prosecuted to the fullest extent of the law. Unless otherwise stated the results shown in this test report refer only to the sample(s) tested and such sample(s) are retained for 30 days only.
Attention: To check the authenticity of testing /inspection report & certificate, please contact us at telephone: (86-755) 8307 1443, or email: CN.Doccheck@sgs.com
No.1 Workshop, M-10, Middle Section, Science & Technology Park, Nanshan District, Shenzhen, Guangdong, China 518057 t (86-755) 26012053 f (86-755) 26710594 www.sgsgroup.com.cn
中国・广东・深圳市南山区科技园中区M-10栋1号厂房 邮编:518057 t (86-755) 26012053 f (86-755) 26710594 sgs.china@sgs.com
Member of the SGS Group (SGS SA)

7 Radio Spectrum Matter Test Results

7.1 Conducted Emissions at AC Power Line (150kHz-30MHz)

Test Requirement 47 CFR Part 15, Subpart C 15.207 & Subpart E 15.407 b(9)
Test Method: ANSI C63.10 (2020) Section 6.2
Test Engineer: Mason Wu

Limit:

Frequency of emission(MHz)	Conducted limit(dB μV)	
	Quasi-peak	Average
0.15-0.5	66 to 56*	56 to 46*
0.5-5	56	46
5-30	60	50
*Decreases with the logarithm of the frequency.		

7.1.1 E.U.T. Operation

Operating Environment:
Temperature: 23.4 °C Humidity: 42.5 % RH Atmospheric Pressure: 1020 mbar

7.1.2 Test Mode Description

Pre-scan / Final test	Mode Code	Description
Final test	14	Charge + TX mode (U-NII-1) _Keep the EUT in continuously transmitting mode with all modulation types and being charged. All data rates for each modulation type have been tested and found the data rate @ 6Mbps is the worst case of IEEE 802.11a; data rate @ MCS0 is the worst case of IEEE 802.11n/ac/ax/be 20/40/80/160, Only the data of worst case is recorded in the report.
Pre-scan	15	Charge + TX mode (U-NII-2A) _Keep the EUT in continuously transmitting mode with all modulation types and being charged. All data rates for each modulation type have been tested and found the data rate @ 6Mbps is the worst case of IEEE 802.11a; data rate @ MCS0 is the worst case of IEEE 802.11n/ac/ax/be 20/40/80/160, Only the data of worst case is recorded in the report.
Pre-scan	16	Charge + TX mode (U-NII-2C) _Keep the EUT in continuously transmitting mode with all modulation types and being charged. All data rates for each modulation type have been tested and found the data rate @ 6Mbps is the worst case of IEEE 802.11a; data rate @ MCS0 is the worst case of IEEE 802.11n/ac/ax/be 20/40/80/160, Only the data of worst case is recorded in the report.
Pre-scan	17	Charge + TX mode (U-NII-3) _Keep the EUT in continuously transmitting mode with all modulation types and being charged. All data rates for each modulation type have been tested and found the data rate @ 6Mbps is the worst case of IEEE 802.11a;

Unless otherwise agreed in writing, this document is issued by the Company subject to its General Conditions of Service printed overleaf, available on request or accessible at https://www.sgs.com/en/Terms-and-Conditions. Attention is drawn to the limitation of liability, indemnification and jurisdiction issues defined therein. Any holder of this document is advised that information contained hereon reflects the Company's findings at the time of its intervention only and within the limits of Client's instructions, if any. The Company's sole responsibility is to its Client and this document does not exonerate parties to a transaction from exercising all their rights and obligations under the transaction documents. This document cannot be reproduced except in full, without prior written approval of the Company. Any unauthorized alteration, forgery or falsification of the content or appearance of this document is unlawful and offenders may be prosecuted to the fullest extent of the law. Unless otherwise stated the results shown in this test report refer only to the sample(s) tested and such sample(s) are retained for 30 days only.
Attention: To check the authenticity of testing /inspection report & certificate, please contact us at telephone: (86-755) 8307 1443, or email: CN.Doccheck@sgs.com
No.1 Workshop, M-10, Middle Section, Science & Technology Park, Nanshan District, Shenzhen, Guangdong, China 518057 t (86-755) 26012053 f (86-755) 26710594 www.sgsgroup.com.cn
中国・广东・深圳市南山区科技园中区M-10栋1号厂房 邮编:518057 t (86-755) 26012053 f (86-755) 26710594 sgs.china@sgs.com
Member of the SGS Group (SGS SA)

		data rate @ MCS0 is the worst case of IEEE 802.11n/ac/ax/be 20/40/80/160, Only the data of worst case is recorded in the report.

7.1.3 Test Setup Diagram

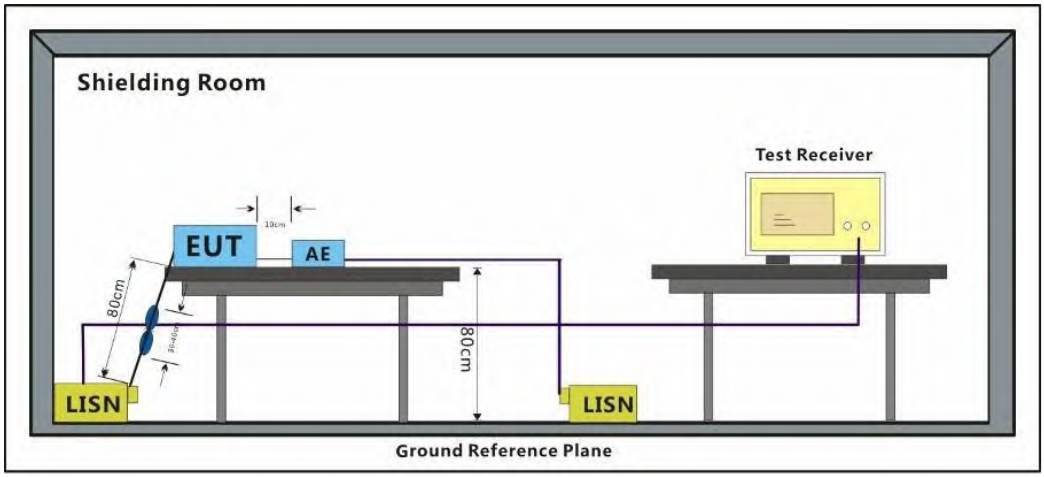

7.1.4 Measurement Procedure and Data

1) The mains terminal disturbance voltage test was conducted in a shielded room.

2) The EUT was connected to AC power source through a LISN 1 (Line Impedance Stabilization Network) which provides a 50ohm/50μH + 5ohm linear impedance. The power cables of all other units of the EUT were connected to a second LISN 2, which was bonded to the ground reference plane in the same way as the LISN 1 for the unit being measured. A multiple socket outlet strip was used to connect multiple power cables to a single LISN provided the rating of the LISN was not exceeded.

3) The tabletop EUT was placed upon a non-metallic table 0.8m above the ground reference plane. And for floor-standing arrangement, the EUT was placed on the horizontal ground reference plane,

4) The test was performed with a vertical ground reference plane. The rear of the EUT shall be 0.4 m from the vertical ground reference plane. The vertical ground reference plane was bonded to the horizontal ground reference plane. The LISN 1 was placed 0.8 m from the boundary of the unit under test and bonded to a ground reference plane for LISNs mounted on top of the ground reference plane. This distance was between the closest points of the LISN 1 and the EUT. All other units of the EUT and associated equipment was at least 0.8 m from the LISN 2.

5) In order to find the maximum emission, the relative positions of equipment and all of the interface cables must be changed according to ANSI C63.10 on conducted measurement.

Remark 1: Level=Read Level+ Cable Loss+ LISN Factor

Remark 2: Pre-test AC 120V/50-60Hz&AC 240V/50-60Hz then choose the AC 120/60Hz as worst case.

Unless otherwise agreed in writing, this document is issued by the Company subject to its General Conditions of Service printed overleaf, available on request or accessible at https://www.sgs.com/en/Terms-and-Conditions. Attention is drawn to the limitation of liability, indemnification and jurisdiction issues defined therein. Any holder of this document is advised that information contained hereon reflects the Company's findings at the time of its intervention only and within the limits of Client's instructions, if any. The Company's sole responsibility is to its Client and this document does not exonerate parties to a transaction from exercising all their rights and obligations under the transaction documents. This document cannot be reproduced except in full, without prior written approval of the Company. Any unauthorized alteration, forgery or falsification of the content or appearance of this document is unlawful and offenders may be prosecuted to the fullest extent of the law. Unless otherwise stated the results shown in this test report refer only to the sample(s) tested and such sample(s) are retained for 30 days only.
Attention: To check the authenticity of testing /inspection report & certificate, please contact us at telephone: (86-755) 8307 1443, or email: CN.Doccheck@sgs.com
No.1 Workshop, M-10, Middle Section, Science & Technology Park, Nanshan District, Shenzhen, Guangdong, China 518057 t (86-755) 26012053 f (86-755) 26710594 www.sgsgroup.com.cn
中国・广东・深圳市南山区科技园中区M-10栋1号厂房 邮编:518057 t (86-755) 26012053 f (86-755) 26710594 sgs.china@sgs.com
Member of the SGS Group (SGS SA)

Test Mode: 14; Line: Live line

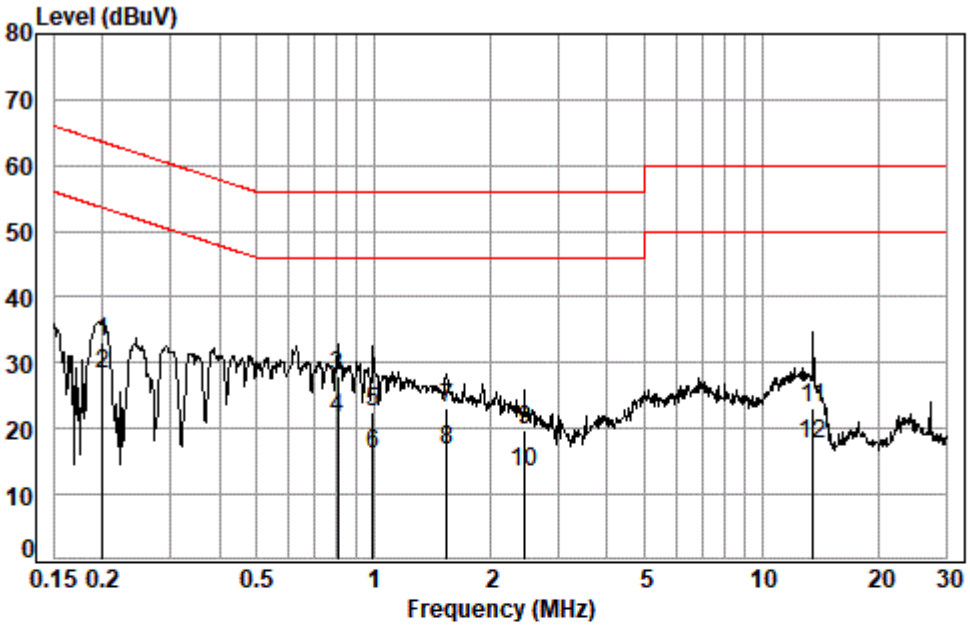

Site : Shielding Room
Condition: Line
Job No. : 05646WM/05647WM
Test mode: 14

	Freq	Cable Loss	LISN Factor	Read Level	Level	Limit Line	Over Limit	Remark
	MHz	dB	dB	dBuV	dBuV	dBuV	dB	
1	0.1997	0.07	10.12	22.93	33.12	63.62	-30.50	QP
2	0.1997	0.07	10.12	18.05	28.24	53.62	-25.38	Average
3 *	0.8088	0.10	9.62	18.39	28.11	56.00	-27.89	QP
4 *	0.8088	0.10	9.62	11.79	21.51	46.00	-24.49	Average
5	0.9944	0.11	9.58	12.92	22.61	56.00	-33.39	QP
6	0.9944	0.11	9.58	6.35	16.04	46.00	-29.96	Average
7	1.5436	0.12	9.58	13.43	23.13	56.00	-32.87	QP
8	1.5436	0.12	9.58	6.94	16.64	46.00	-29.36	Average
9	2.4476	0.13	9.61	9.89	19.63	56.00	-36.37	QP
10	2.4476	0.13	9.61	3.56	13.30	46.00	-32.70	Average
11	13.5509	0.16	9.86	13.03	23.05	60.00	-36.95	QP
12	13.5509	0.16	9.86	7.60	17.62	50.00	-32.38	Average

通标标准技术服务有限公司深圳分公司
检验检测专用章
Inspection & Testing Services
SGS-CSTC Standards Technical Services Co.,Ltd. Shenzhen Branch Testing Center LLC Laboratory.

Unless otherwise agreed in writing, this document is issued by the Company subject to its General Conditions of Service printed overleaf, available on request or accessible at https://www.sgs.com/en/Terms-and-Conditions. Attention is drawn to the limitation of liability, indemnification and jurisdiction issues defined therein. Any holder of this document is advised that information contained hereon reflects the Company's findings at the time of its intervention only and within the limits of Client's instructions, if any. The Company's sole responsibility is to its Client and this document does not exonerate parties to a transaction from exercising all their rights and obligations under the transaction documents. This document cannot be reproduced except in full, without prior written approval of the Company. Any unauthorized alteration, forgery or falsification of the content or appearance of this document is unlawful and offenders may be prosecuted to the fullest extent of the law. Unless otherwise stated the results shown in this test report refer only to the sample(s) tested and such sample(s) are retained for 30 days only.
Attention: To check the authenticity of testing /inspection report & certificate, please contact us at telephone: (86-755) 8307 1443, or email: CN.Doccheck@sgs.com

No.1 Workshop, M-10, Middle Section, Science & Technology Park, Nanshan District, Shenzhen, Guangdong, China 518057 t (86-755) 26012053 f (86-755) 26710594 www.sgsgroup.com.cn
中国・广东・深圳市南山区科技园中区M-10栋1号厂房 邮编:518057 t (86-755) 26012053 f (86-755) 26710594 sgs.china@sgs.com

Test Mode: 14; Line: Neutral Line

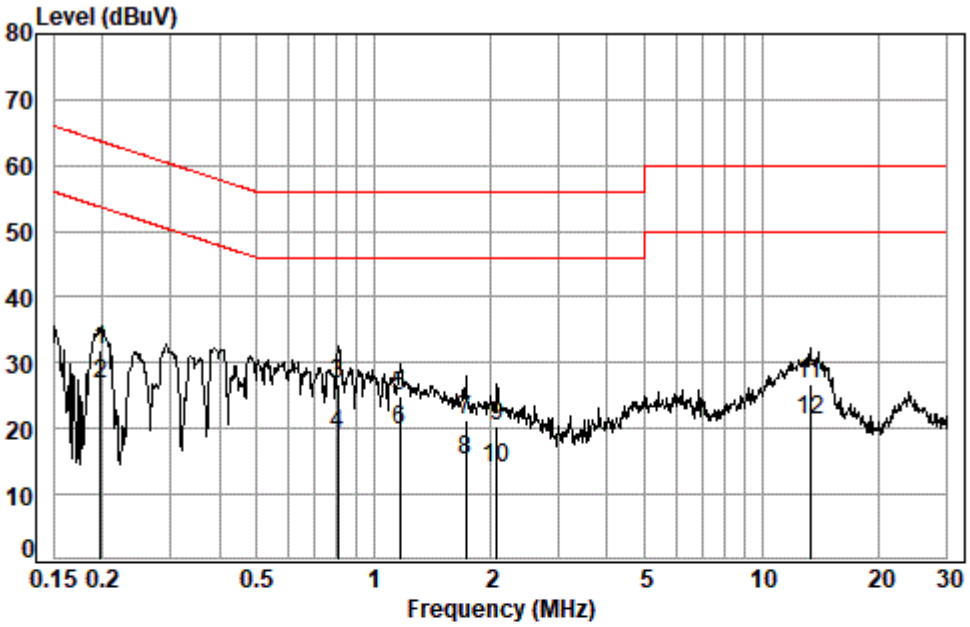

Site : Shielding Room
Condition: Neutral
Job No. : 05646WM/05647WM
Test mode: 14

		Freq	Cable Loss	LISN Factor	Read Level	Level	Limit Line	Over Limit	Remark
		MHz	dB	dB	dBuV	dBuV	dBuV	dB	
1		0.1976	0.07	10.08	21.81	31.96	63.71	-31.75	QP
2		0.1976	0.07	10.08	16.65	26.80	53.71	-26.91	Average
3	*	0.8088	0.10	9.61	17.10	26.81	56.00	-29.19	QP
4		0.8088	0.10	9.61	9.33	19.04	46.00	-26.96	Average
5		1.1657	0.11	9.54	15.14	24.79	56.00	-31.21	QP
6	*	1.1657	0.11	9.54	10.03	19.68	46.00	-26.32	Average
7		1.7253	0.12	9.55	11.59	21.26	56.00	-34.74	QP
8		1.7253	0.12	9.55	5.55	15.22	46.00	-30.78	Average
9		2.0768	0.12	9.55	10.77	20.44	56.00	-35.56	QP
10		2.0768	0.12	9.55	4.21	13.88	46.00	-32.12	Average
11		13.3372	0.16	9.77	16.72	26.65	60.00	-33.35	QP
12		13.3372	0.16	9.77	11.27	21.20	50.00	-28.80	Average

Unless otherwise agreed in writing, this document is issued by the Company subject to its General Conditions of Service printed overleaf, available on request or accessible at https://www.sgs.com/en/Terms-and-Conditions. Attention is drawn to the limitation of liability, indemnification and jurisdiction issues defined therein. Any holder of this document is advised that information contained hereon reflects the Company's findings at the time of its intervention only and within the limits of Client's instructions, if any. The Company's sole responsibility is to its Client and this document does not exonerate parties to a transaction from exercising all their rights and obligations under the transaction documents. This document cannot be reproduced except in full, without prior written approval of the Company. Any unauthorized alteration, forgery or falsification of the content or appearance of this document is unlawful and offenders may be prosecuted to the fullest extent of the law. Unless otherwise stated the results shown in this test report refer only to the sample(s) tested and such sample(s) are retained for 30 days only.
Attention: To check the authenticity of testing /inspection report & certificate, please contact us at telephone: (86-755) 8307 1443, or email: CN.Doccheck@sgs.com
SGS-CSTC Standards Technical Services Co.,Ltd. Shenzhen Branch
No.1 Workshop, M-10, Middle Section, Science & Technology Park, Nanshan District, Shenzhen, Guangdong, China 518057 t (86-755) 26012053 f (86-755) 26710594 www.sgsgroup.com.cn
中国·广东·深圳市南山区科技园中区M-10栋1号厂房 邮编:518057 t (86-755) 26012053 f (86-755) 26710594 sgs.china@sgs.com
Member of the SGS Group (SGS SA)

7.2 Radiated Emissions (Below 1GHz)

Test Requirement 47 CFR Part 15, Subpart C 15.209 & Subpart E 15.407(b)
Test Method: ANSI C63.10 (2020) Section 6.4,6.5
Test Engineer: Mason Wu

Limit:

Frequency(MHz)	Field strength(microvolts/meter)	Measurement distance(meters)
0.009-0.490	2400/F(kHz)	300
0.490-1.705	24000/F(kHz)	30
1.705-30.0	30	30
30-88	100	3
88-216	150	3
216-960	200	3
960-1000	500	3

7.2.1 E.U.T. Operation

Operating Environment:

Temperature: 23.3 °C Humidity: 45.6 % RH Atmospheric Pressure: 1020 mbar

7.2.2 Test Mode Description

Pre-scan / Final test	Mode Code	Description
Pre-scan	09	TX mode (U-NII-1)_Keep the EUT in continuously transmitting mode with all modulation types. All data rates for each modulation type have been tested and found the data rate @ 6Mbps is the worst case of IEEE 802.11a; data rate @ MCS0 is the worst case of IEEE 802.11n/ac/ax/be 20/40/80/160, Only the data of worst case is recorded in the report.
Pre-scan	10	TX mode (U-NII-2A) _Keep the EUT in continuously transmitting mode with all modulation types. All data rates for each modulation type have been tested and found the data rate @ 6Mbps is the worst case of IEEE 802.11a; data rate @ MCS0 is the worst case of IEEE 802.11n/ac/ax/be 20/40/80/160, Only the data of worst case is recorded in the report.
Pre-scan	11	TX mode (U-NII-2C) _Keep the EUT in continuously transmitting mode with all modulation types. All data rates for each modulation type have been tested and found the data rate @ 6Mbps is the worst case of IEEE 802.11a; data rate @ MCS0 is the worst case of IEEE 802.11n/ac/ax/be 20/40/80/160, Only the data of worst case is recorded in the report.
Pre-scan	12	TX mode (U-NII-3) _Keep the EUT in continuously transmitting mode with all modulation types. All data rates for each modulation type have been tested and found the data rate @ 6Mbps is the worst case of IEEE 802.11a; data rate @ MCS0

Unless otherwise agreed in writing, this document is issued by the Company subject to its General Conditions of Service printed overleaf, available on request or accessible at https://www.sgs.com/en/Terms-and-Conditions. Attention is drawn to the limitation of liability, indemnification and jurisdiction issues defined therein. Any holder of this document is advised that information contained hereon reflects the Company's findings at the time of its intervention only and within the limits of Client's instructions, if any. The Company's sole responsibility is to its Client and this document does not exonerate parties to a transaction from exercising all their rights and obligations under the transaction documents. This document cannot be reproduced except in full, without prior written approval of the Company. Any unauthorized alteration, forgery or falsification of the content or appearance of this document is unlawful and offenders may be prosecuted to the fullest extent of the law. Unless otherwise stated the results shown in this test report refer only to the sample(s) tested and such sample(s) are retained for 30 days only.
Attention: To check the authenticity of testing /inspection report & certificate, please contact us at telephone: (86-755) 8307 1443, or email: CN.Doccheck@sgs.com
No.1 Workshop, M-10, Middle Section, Science & Technology Park, Nanshan District, Shenzhen, Guangdong, China 518057 t (86-755) 26012053 f (86-755) 26710594 www.sgsgroup.com.cn
中国・广东・深圳市南山区科技园中区M-10栋1号厂房 邮编:518057 t (86-755) 26012053 f (86-755) 26710594 sgs.china@sgs.com
Member of the SGS Group (SGS SA)

		is the worst case of IEEE 802.11n/ac/ax/be 20/40/80/160, Only the data of worst case is recorded in the report.
Final test	14	Charge + TX mode (U-NII-1) _Keep the EUT in continuously transmitting mode with all modulation types and being charged. All data rates for each modulation type have been tested and found the data rate @ 6Mbps is the worst case of IEEE 802.11a; data rate @ MCS0 is the worst case of IEEE 802.11n/ac/ax/be 20/40/80/160, Only the data of worst case is recorded in the report.
Pre-scan	15	Charge + TX mode (U-NII-2A) _Keep the EUT in continuously transmitting mode with all modulation types and being charged. All data rates for each modulation type have been tested and found the data rate @ 6Mbps is the worst case of IEEE 802.11a; data rate @ MCS0 is the worst case of IEEE 802.11n/ac/ax/be 20/40/80/160, Only the data of worst case is recorded in the report.
Pre-scan	16	Charge + TX mode (U-NII-2C) _Keep the EUT in continuously transmitting mode with all modulation types and being charged. All data rates for each modulation type have been tested and found the data rate @ 6Mbps is the worst case of IEEE 802.11a; data rate @ MCS0 is the worst case of IEEE 802.11n/ac/ax/be 20/40/80/160, Only the data of worst case is recorded in the report.
Pre-scan	17	Charge + TX mode (U-NII-3) _Keep the EUT in continuously transmitting mode with all modulation types and being charged. All data rates for each modulation type have been tested and found the data rate @ 6Mbps is the worst case of IEEE 802.11a; data rate @ MCS0 is the worst case of IEEE 802.11n/ac/ax/be 20/40/80/160, Only the data of worst case is recorded in the report.

7.2.3 Test Setup Diagram

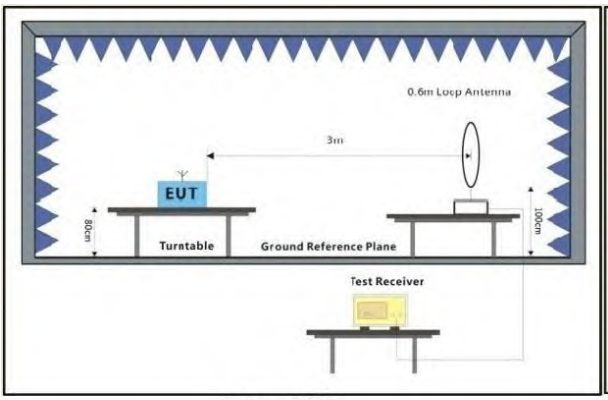

Below 30MHz

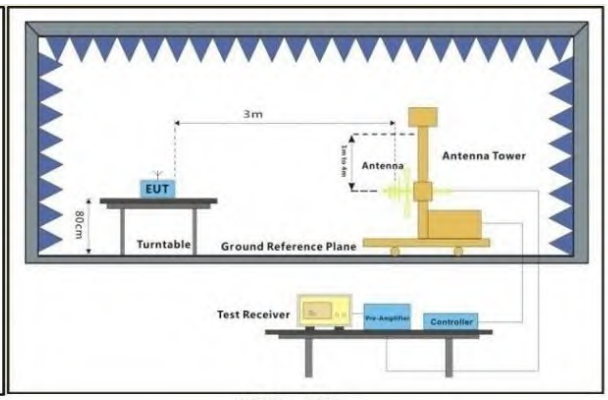

30MHz-1GHz

Unless otherwise agreed in writing, this document is issued by the Company subject to its General Conditions of Service printed overleaf, available on request or accessible at https://www.sgs.com/en/Terms-and-Conditions. Attention is drawn to the limitation of liability, indemnification and jurisdiction issues defined therein. Any holder of this document is advised that information contained hereon reflects the Company's findings at the time of its intervention only and within the limits of Client's instructions, if any. The Company's sole responsibility is to its Client and this document does not exonerate parties to a transaction from exercising all their rights and obligations under the transaction documents. This document cannot be reproduced except in full, without prior written approval of the Company. Any unauthorized alteration, forgery or falsification of the content or appearance of this document is unlawful and offenders may be prosecuted to the fullest extent of the law. Unless otherwise stated the results shown in this test report refer only to the sample(s) tested and such sample(s) are retained for 30 days only.
Attention: To check the authenticity of testing /inspection report & certificate, please contact us at telephone: (86-755) 8307 1443, or email: CN.Doccheck@sgs.com
No.1 Workshop, M-10, Middle Section, Science & Technology Park, Nanshan District, Shenzhen, Guangdong, China 518057 t (86-755) 26012053 f (86-755) 26710594 www.sgsgroup.com.cn
中国・广东・深圳市南山区科技园中区M-10栋1号厂房 邮编:518057 t (86-755) 26012053 f (86-755) 26710594 sgs.china@sgs.com
Member of the SGS Group (SGS SA)

7.2.4 Measurement Procedure and Data

a. For below 1GHz, the EUT was placed on the top of a rotating table 0.8 meters above the ground at a 3 meter semi-anechoic chamber. The table was rotated 360 degrees to determine the position of the highest radiation.

b. The EUT was set 3 meters away from the interference-receiving antenna, which was mounted on the top of a variable-height antenna tower.

c. The antenna height is varied from one meter to four meters above the ground to determine the maximum value of the field strength. Both horizontal and vertical polarizations of the antenna are set to make the measurement.

d. For each suspected emission, the EUT was arranged to its worst case and then the antenna was tuned to heights from 1 meter to 4 meters (for the test frequency of below 30MHz, the antenna was tuned to heights 1 meter) and the rotatable table was turned from 0 degrees to 360 degrees to find the maximum reading.

e. The test-receiver system was set to Peak Detect Function and Specified Bandwidth with Maximum Hold Mode.

f. If the emission level of the EUT in peak mode was 10dB lower than the limit specified, then testing could be stopped and the peak values of the EUT would be reported. Otherwise the emissions that did not have 10dB margin would be re-tested one by one using quasi-peak method as specified and then reported in a data sheet.

g. Test the EUT in the lowest channel, the middle channel, the Highest channel.

h. The radiation measurements are performed in X, Y, Z axis positioning for Transmitting mode, and found the X axis positioning which it is the worst case.

i. Repeat above procedures until all frequencies measured was complete.

Remark:

1. Level= Read Level+ Cable Loss+ Antenna Factor- Preamp Factor+ Aux Factor (if applicable)

The aux factor needs to be added for the frequency below 30MHz once a closer distance used.

Aux Factor = 40 dB/decade of distance, the aux factor is 40log(3/300) = -80dB (for 3 meter test distance).

2. For emission below 1GHz, through the pre-scan found the worst case is the lowest channel of 802.11a. Only the worst case is recorded in the report.

3. Scan from 9kHz to 30MHz, the disturbance below 30MHz was very low. The points marked on above plots are the highest emissions could be found when testing, so only above points had been displayed. The amplitude of spurious emissions from the radiator which are attenuated more than 20dB below the limit need not be reported.

4. The disturbance below 1GHz was very low and the below harmonics were the highest point could be found when testing, so only the below harmonics had been displayed.

Unless otherwise agreed in writing, this document is issued by the Company subject to its General Conditions of Service printed overleaf, available on request or accessible at https://www.sgs.com/en/Terms-and-Conditions. Attention is drawn to the limitation of liability, indemnification and jurisdiction issues defined therein. Any holder of this document is advised that information contained hereon reflects the Company's findings at the time of its intervention only and within the limits of Client's instructions, if any. The Company's sole responsibility is to its Client and this document does not exonerate parties to a transaction from exercising all their rights and obligations under the transaction documents. This document cannot be reproduced except in full, without prior written approval of the Company. Any unauthorized alteration, forgery or falsification of the content or appearance of this document is unlawful and offenders may be prosecuted to the fullest extent of the law. Unless otherwise stated the results shown in this test report refer only to the sample(s) tested and such sample(s) are retained for 30 days only.
Attention: To check the authenticity of testing /inspection report & certificate, please contact us at telephone: (86-755) 8307 1443, or email: CN.Doccheck@sgs.com
SGS-CSTC Standards Technical Services Co.,Ltd. Shenzhen Branch
No.1 Workshop, M-10, Middle Section, Science & Technology Park, Nanshan District, Shenzhen, Guangdong, China 518057 t (86-755) 26012053 f (86-755) 26710594 www.sgsgroup.com.cn
中国・广东・深圳市南山区科技园中区M-10栋1号厂房 邮编:518057 t (86-755) 26012053 f (86-755) 26710594 sgs.china@sgs.com
Member of the SGS Group (SGS SA)

Test Mode: 14; Polarity: Coaxial

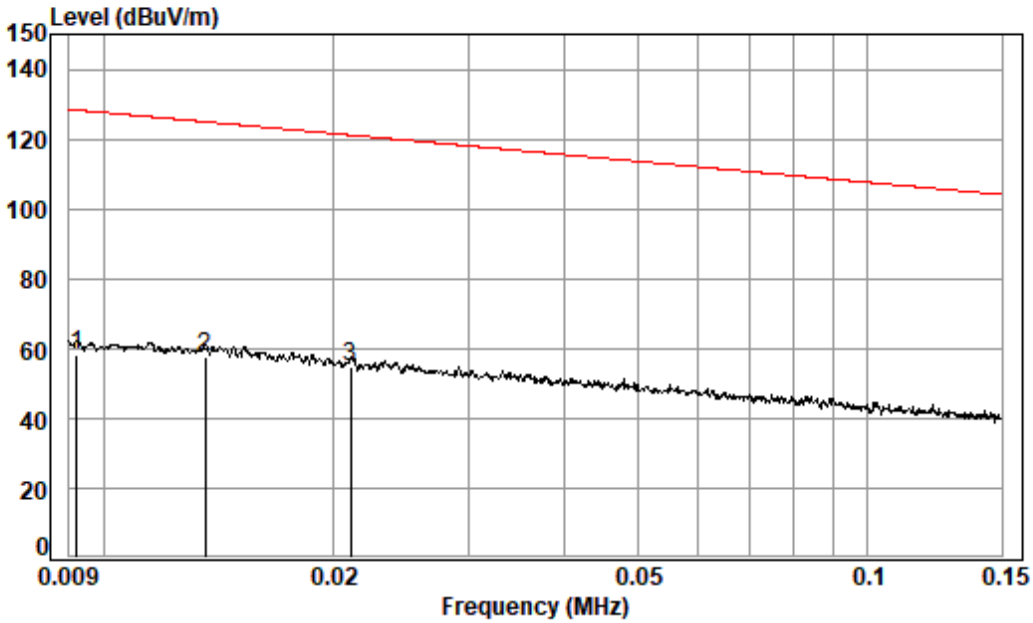

Condition: 3m
Job No. : 05646WM
Test Mode: 14
: coaxial

	Freq	Read Level	Ant Factor	Cable Loss	Preamp Factor	Level	Limit Line	Over Limit	Remark
	MHz	dBuV	dB/m	dB	dB	dBuV/m	dBuV/m	dB	
1	0.009	70.44	18.92	0.10	31.12	58.34	128.30	-69.96	Average
2	0.014	72.04	16.61	0.11	31.39	57.37	124.93	-67.56	Average
3 pp	0.021	72.48	13.58	0.11	31.69	54.48	121.12	-66.64	Average

Unless otherwise agreed in writing, this document is issued by the Company subject to its General Conditions of Service printed overleaf, available on request or accessible at https://www.sgs.com/en/Terms-and-Conditions. Attention is drawn to the limitation of liability, indemnification and jurisdiction issues defined therein. Any holder of this document is advised that information contained hereon reflects the Company's findings at the time of its intervention only and within the limits of Client's instructions, if any. The Company's sole responsibility is to its Client and this document does not exonerate parties to a transaction from exercising all their rights and obligations under the transaction documents. This document cannot be reproduced except in full, without prior written approval of the Company. Any unauthorized alteration, forgery or falsification of the content or appearance of this document is unlawful and offenders may be prosecuted to the fullest extent of the law. Unless otherwise stated the results shown in this test report refer only to the sample(s) tested and such sample(s) are retained for 30 days only.
Attention: To check the authenticity of testing /inspection report & certificate, please contact us at telephone: (86-755) 8307 1443, or email: CN.Doccheck@sgs.com
No.1 Workshop, M-10, Middle Section, Science & Technology Park, Nanshan District, Shenzhen, Guangdong, China 518057 t (86-755) 26012053 f (86-755) 26710594 www.sgsgroup.com.cn
中国・广东・深圳市南山区科技园中区M-10栋1号厂房 邮编:518057 t (86-755) 26012053 f (86-755) 26710594 sgs.china@sgs.com
Member of the SGS Group (SGS SA)

Test Mode: 14; Polarity: Coaxial

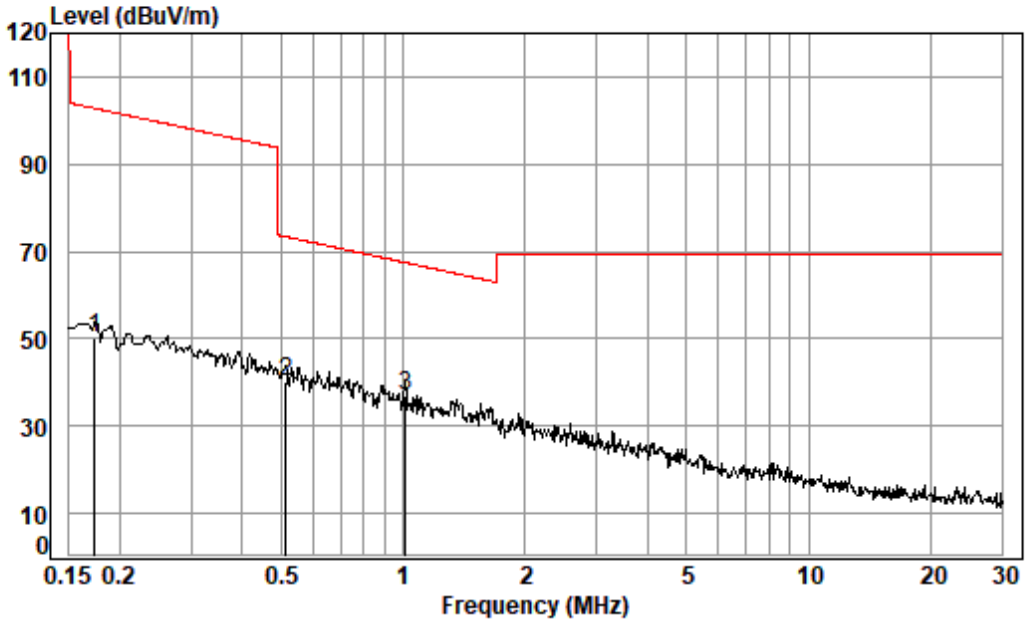

Condition: 3m
Job No. : 05646WM
Test Mode: 14
: coaxial

	Freq	Read Level	Ant Factor	Cable Loss	Preamp Factor	Level	Limit Line	Over Limit	Remark
	MHz	dBuV	dB/m	dB	dB	dBuV/m	dBuV/m	dB	
1 av	0.174	72.09	10.48	0.16	32.40	50.33	102.79	-52.46	Average
2	0.516	62.06	10.37	0.28	32.50	40.21	73.36	-33.15	QP
3 pp	1.016	58.83	10.34	0.36	32.60	36.93	67.43	-30.50	QP

Unless otherwise agreed in writing, this document is issued by the Company subject to its General Conditions of Service printed overleaf, available on request or accessible at https://www.sgs.com/en/Terms-and-Conditions. Attention is drawn to the limitation of liability, indemnification and jurisdiction issues defined therein. Any holder of this document is advised that information contained hereon reflects the Company's findings at the time of its intervention only and within the limits of Client's instructions, if any. The Company's sole responsibility is to its Client and this document does not exonerate parties to a transaction from exercising all their rights and obligations under the transaction documents. This document cannot be reproduced except in full, without prior written approval of the Company. Any unauthorized alteration, forgery or falsification of the content or appearance of this document is unlawful and offenders may be prosecuted to the fullest extent of the law. Unless otherwise stated the results shown in this test report refer only to the sample(s) tested and such sample(s) are retained for 30 days only.
Attention: To check the authenticity of testing /inspection report & certificate, please contact us at telephone: (86-755) 8307 1443, or email: CN.Doccheck@sgs.com
No.1 Workshop, M-10, Middle Section, Science & Technology Park, Nanshan District, Shenzhen, Guangdong, China 518057 t (86-755) 26012053 f (86-755) 26710594 www.sgsgroup.com.cn
中国·广东·深圳市南山区科技园中区M-10栋1号厂房 邮编:518057 t (86-755) 26012053 f (86-755) 26710594 sgs.china@sgs.com
Member of the SGS Group (SGS SA)

Test Mode: 14; Polarity: Coplanar

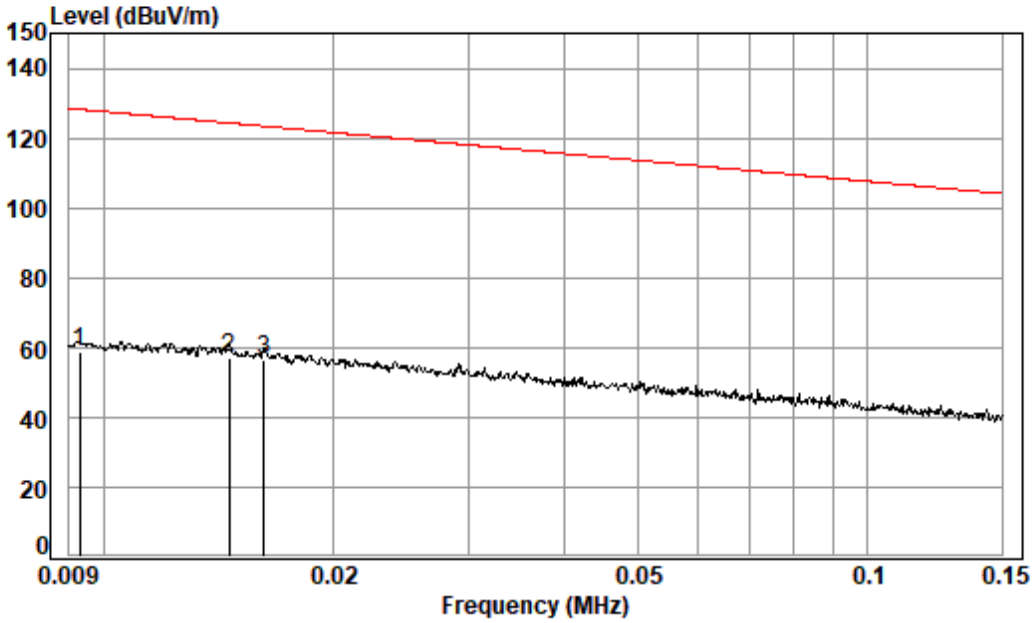

Condition: 3m
Job No. : 05646WM
Test Mode: 14
: coplanar

	Freq	Read Level	Ant Factor	Cable Loss	Preamp Factor	Level	Limit Line	Over Limit	Remark
	MHz	dBuV	dB/m	dB	dB	dBuV/m	dBuV/m	dB	
1	0.009	70.92	18.82	0.10	31.12	58.72	128.21	-69.49	Average
2	0.015	72.31	16.15	0.11	31.44	57.13	124.30	-67.17	Average
3 pp	0.016	72.26	15.44	0.11	31.51	56.30	123.40	-67.10	Average

Unless otherwise agreed in writing, this document is issued by the Company subject to its General Conditions of Service printed overleaf, available on request or accessible at https://www.sgs.com/en/Terms-and-Conditions. Attention is drawn to the limitation of liability, indemnification and jurisdiction issues defined therein. Any holder of this document is advised that information contained hereon reflects the Company's findings at the time of its intervention only and within the limits of Client's instructions, if any. The Company's sole responsibility is to its Client and this document does not exonerate parties to a transaction from exercising all their rights and obligations under the transaction documents. This document cannot be reproduced except in full, without prior written approval of the Company. Any unauthorized alteration, forgery or falsification of the content or appearance of this document is unlawful and offenders may be prosecuted to the fullest extent of the law. Unless otherwise stated the results shown in this test report refer only to the sample(s) tested and such sample(s) are retained for 30 days only.
Attention: To check the authenticity of testing /inspection report & certificate, please contact us at telephone: (86-755) 8307 1443, or email: CN.Doccheck@sgs.com
No.1 Workshop, M-10, Middle Section, Science & Technology Park, Nanshan District, Shenzhen, Guangdong, China 518057 t (86-755) 26012053 f (86-755) 26710594 www.sgsgroup.com.cn
中国·广东·深圳市南山区科技园中区M-10栋1号厂房 邮编:518057 t (86-755) 26012053 f (86-755) 26710594 sgs.china@sgs.com
Member of the SGS Group (SGS SA)

Test Mode: 14; Polarity: Coplanar

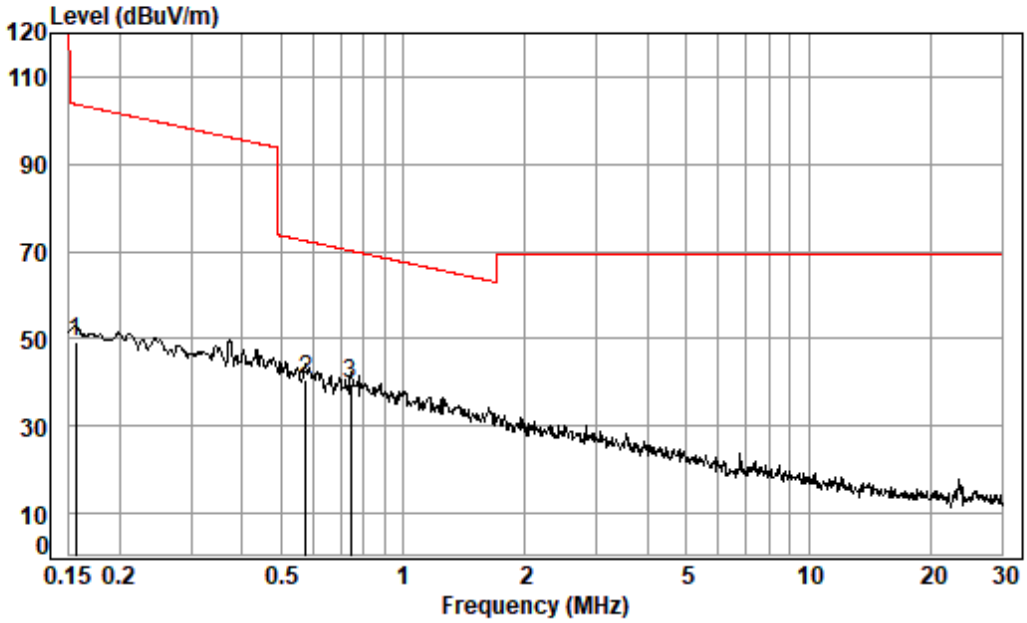

Condition: 3m
Job No. : 05646WM
Test Mode: 14
: coplanar

	Freq	Read Level	Ant Factor	Cable Loss	Preamp Factor	Level	Limit Line	Over Limit	Remark
	MHz	dBuV	dB/m	dB	dB	dBuV/m	dBuV/m	dB	
1 av	0.156	71.07	10.50	0.14	32.40	49.31	103.75	-54.44	Average
2	0.576	62.43	10.36	0.30	32.52	40.57	72.38	-31.81	QP
3 pp	0.743	61.36	10.35	0.33	32.56	39.48	70.16	-30.68	QP

通标标准技术服务有限公司深圳分公司
检验检测专用章
Inspection & Testing Services
SGS-CSTC Standards Technical Services Co.,Ltd. Shenzhen Branch Testing Center LLC Laboratory.

Unless otherwise agreed in writing, this document is issued by the Company subject to its General Conditions of Service printed overleaf, available on request or accessible at https://www.sgs.com/en/Terms-and-Conditions. Attention is drawn to the limitation of liability, indemnification and jurisdiction issues defined therein. Any holder of this document is advised that information contained hereon reflects the Company's findings at the time of its intervention only and within the limits of Client's instructions, if any. The Company's sole responsibility is to its Client and this document does not exonerate parties to a transaction from exercising all their rights and obligations under the transaction documents. This document cannot be reproduced except in full, without prior written approval of the Company. Any unauthorized alteration, forgery or falsification of the content or appearance of this document is unlawful and offenders may be prosecuted to the fullest extent of the law. Unless otherwise stated the results shown in this test report refer only to the sample(s) tested and such sample(s) are retained for 30 days only.
Attention: To check the authenticity of testing /inspection report & certificate, please contact us at telephone: (86-755) 8307 1443, or email: CN.Doccheck@sgs.com

No.1 Workshop, M-10, Middle Section, Science & Technology Park, Nanshan District, Shenzhen, Guangdong, China 518057 t (86-755) 26012053 f (86-755) 26710594 www.sgsgroup.com.cn
中国・广东・深圳市南山区科技园中区M-10栋1号厂房 邮编:518057 t (86-755) 26012053 f (86-755) 26710594 sgs.china@sgs.com

Test Mode: 14; Polarity: Horizontal

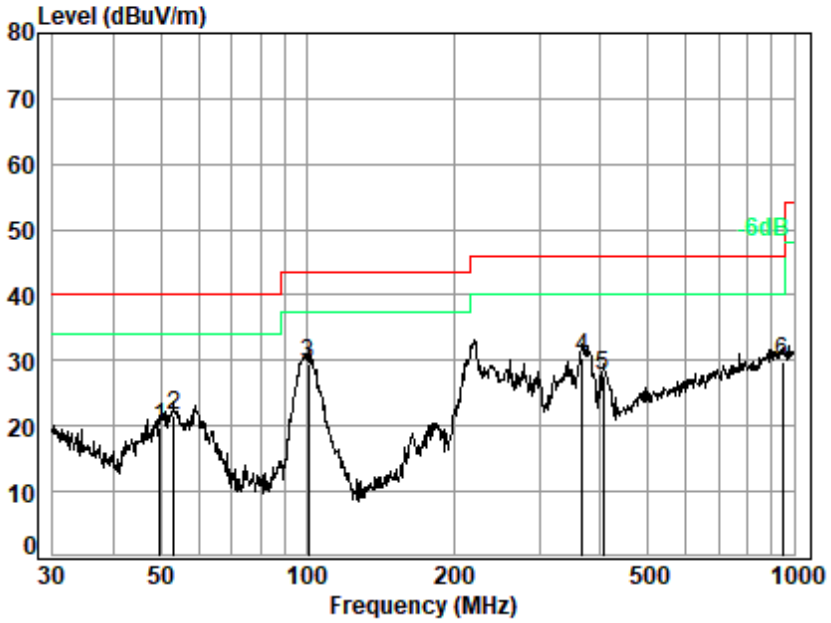

Site : chamber
Condition: 3m HORIZONTAL
Job No. : 05646WM/05647WM
Test Mode: 14

	Freq	Ant Factor	Cable Loss	Preamp Factor	Read Level	Level	Limit Line	Over Limit	Remark
	MHz	dB/m	dB	dB	dBuV	dBuV/m	dBuV/m	dB	
1	49.707	12.83	0.90	27.63	33.53	19.63	40.00	-20.37	QP
2	53.131	12.27	0.91	27.63	36.05	21.60	40.00	-18.40	QP
3 q	100.581	12.32	1.22	27.60	43.56	29.50	43.50	-14.00	QP
4	366.823	20.35	2.38	27.67	35.37	30.43	46.00	-15.57	QP
5	404.667	20.54	2.51	27.76	32.33	27.62	46.00	-18.38	QP
6	945.440	28.26	4.07	26.70	24.22	29.85	46.00	-16.15	QP

Unless otherwise agreed in writing, this document is issued by the Company subject to its General Conditions of Service printed overleaf, available on request or accessible at https://www.sgs.com/en/Terms-and-Conditions. Attention is drawn to the limitation of liability, indemnification and jurisdiction issues defined therein. Any holder of this document is advised that information contained hereon reflects the Company's findings at the time of its intervention only and within the limits of Client's instructions, if any. The Company's sole responsibility is to its Client and this document does not exonerate parties to a transaction from exercising all their rights and obligations under the transaction documents. This document cannot be reproduced except in full, without prior written approval of the Company. Any unauthorized alteration, forgery or falsification of the content or appearance of this document is unlawful and offenders may be prosecuted to the fullest extent of the law. Unless otherwise stated the results shown in this test report refer only to the sample(s) tested and such sample(s) are retained for 30 days only.
Attention: To check the authenticity of testing /inspection report & certificate, please contact us at telephone: (86-755) 8307 1443, or email: CN.Doccheck@sgs.com
No.1 Workshop, M-10, Middle Section, Science & Technology Park, Nanshan District, Shenzhen, Guangdong, China 518057 t (86-755) 26012053 f (86-755) 26710594 www.sgsgroup.com.cn
中国・广东・深圳市南山区科技园中区M-10栋1号厂房 邮编:518057 t (86-755) 26012053 f (86-755) 26710594 sgs.china@sgs.com
Member of the SGS Group (SGS SA)

Test Mode: 14; Polarity: Vertical

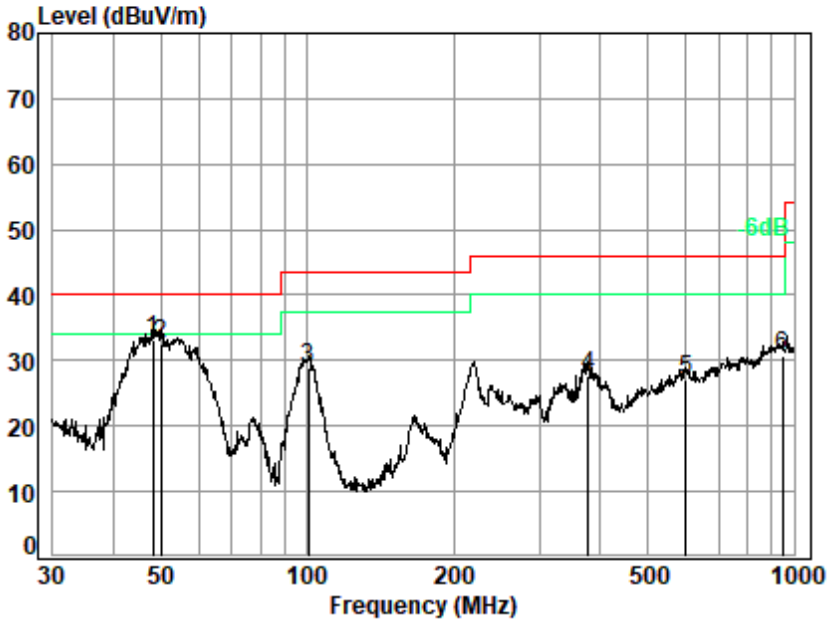

Site : chamber
Condition: 3m VERTICAL
Job No. : 05646WM/05647WM
Test Mode: 14

	Freq	Ant Factor	Cable Loss	Preamp Factor	Read Level	Level	Limit Line	Over Limit	Remark
	MHz	dB/m	dB	dB	dBuV	dBuV/m	dBuV/m	dB	
1 q	48.163	13.25	0.89	27.63	46.65	33.16	40.00	-6.84	QP
2	50.057	12.75	0.90	27.63	46.60	32.62	40.00	-7.38	QP
3	100.581	12.32	1.22	27.60	42.86	28.80	43.50	-14.70	QP
4	377.259	20.80	2.41	27.70	32.27	27.78	46.00	-18.22	QP
5	599.321	24.42	3.10	28.10	27.58	27.00	46.00	-19.00	QP
6	945.440	28.26	4.07	26.70	25.19	30.82	46.00	-15.18	QP

Unless otherwise agreed in writing, this document is issued by the Company subject to its General Conditions of Service printed overleaf, available on request or accessible at https://www.sgs.com/en/Terms-and-Conditions. Attention is drawn to the limitation of liability, indemnification and jurisdiction issues defined therein. Any holder of this document is advised that information contained hereon reflects the Company's findings at the time of its intervention only and within the limits of Client's instructions, if any. The Company's sole responsibility is to its Client and this document does not exonerate parties to a transaction from exercising all their rights and obligations under the transaction documents. This document cannot be reproduced except in full, without prior written approval of the Company. Any unauthorized alteration, forgery or falsification of the content or appearance of this document is unlawful and offenders may be prosecuted to the fullest extent of the law. Unless otherwise stated the results shown in this test report refer only to the sample(s) tested and such sample(s) are retained for 30 days only.
Attention: To check the authenticity of testing /inspection report & certificate, please contact us at telephone: (86-755) 8307 1443, or email: CN.Doccheck@sgs.com
SGS-CSTC Standards Technical Services Co.,Ltd. Shenzhen Branch Electronic Product EMC Laboratory
No.1 Workshop, M-10, Middle Section, Science & Technology Park, Nanshan District, Shenzhen, Guangdong, China 518057 t (86-755) 26012053 f (86-755) 26710594 www.sgsgroup.com.cn
中国·广东·深圳市南山区科技园中区M-10栋1号厂房 邮编:518057 t (86-755) 26012053 f (86-755) 26710594 sgs.china@sgs.com
Member of the SGS Group (SGS SA)

7.3 Radiated Emissions (Above 1GHz)

Test Requirement 47 CFR Part 15, Subpart C 15.209 & Subpart E 15.407(b)
Test Method: ANSI C63.10 (2020) Section 6.6
Test Engineer: Xing Guo

Limit:

Frequency(MHz)	Field strength(microvolts/meter)	Measurement distance(meters)
0.009-0.490	2400/F(kHz)	300
0.490-1.705	24000/F(kHz)	30
1.705-30.0	30	30
30-88	100	3
88-216	150	3
216-960	200	3
Above 960	500	3

*(1) For transmitters operating in the 5.15-5.25 GHz band: All emissions outside of the 5.15-5.35 GHz band shall not exceed an e.i.r.p. of −27 dBm/MHz.

(2) For transmitters operating in the 5.25-5.35 GHz band: All emissions outside of the 5.15-5.35 GHz band shall not exceed an e.i.r.p. of −27 dBm/MHz.

(3) For transmitters operating in the 5.47-5.725 GHz band: All emissions outside of the 5.47-5.725 GHz band shall not exceed an e.i.r.p. of −27 dBm/MHz.

(4) For transmitters operating in the 5.725-5.85 GHz band:

(i) All emissions shall be limited to a level of −27 dBm/MHz at 75 MHz or more above or below the band edge increasing linearly to 10 dBm/MHz at 25 MHz above or below the band edge, and from 25 MHz above or below the band edge increasing linearly to a level of 15.6 dBm/MHz at 5 MHz above or below the band edge, and from 5 MHz above or below the band edge increasing linearly to a level of 27 dBm/MHz at the band edge.

Remark: The emission limits shown in the above table are based on measurements employing a CISPR quasi-peak detector except for the frequency bands 9-90kHz, 110-490kHz and above 1000 MHz. Radiated emission limits in these three bands are based on measurements employing an average detector, the peak field strength of any emission shall not exceed the maximum permitted average limits specified above by more than 20 dB under any condition of modulation.

7.3.1 E.U.T. Operation

Operating Environment:

Temperature: 24.5 °C Humidity: 50.8 % RH Atmospheric Pressure: 1020 mbar

Unless otherwise agreed in writing, this document is issued by the Company subject to its General Conditions of Service printed overleaf, available on request or accessible at https://www.sgs.com/en/Terms-and-Conditions. Attention is drawn to the limitation of liability, indemnification and jurisdiction issues defined therein. Any holder of this document is advised that information contained hereon reflects the Company's findings at the time of its intervention only and within the limits of Client's instructions, if any. The Company's sole responsibility is to its Client and this document does not exonerate parties to a transaction from exercising all their rights and obligations under the transaction documents. This document cannot be reproduced except in full, without prior written approval of the Company. Any unauthorized alteration, forgery or falsification of the content or appearance of this document is unlawful and offenders may be prosecuted to the fullest extent of the law. Unless otherwise stated the results shown in this test report refer only to the sample(s) tested and such sample(s) are retained for 30 days only.
Attention: To check the authenticity of testing /inspection report & certificate, please contact us at telephone: (86-755) 8307 1443, or email: CN.Doccheck@sgs.com
No.1 Workshop, M-10, Middle Section, Science & Technology Park, Nanshan District, Shenzhen, Guangdong, China 518057 t (86-755) 26012053 f (86-755) 26710594 www.sgsgroup.com.cn
中国・广东・深圳市南山区科技园中区M-10栋1号厂房 邮编:518057 t (86-755) 26012053 f (86-755) 26710594 sgs.china@sgs.com
Member of the SGS Group (SGS SA)

7.3.2 Test Mode Description

Pre-scan / Final test	Mode Code	Description
Pre-scan	09	TX mode (U-NII-1)_Keep the EUT in continuously transmitting mode with all modulation types. All data rates for each modulation type have been tested and found the data rate @ 6Mbps is the worst case of IEEE 802.11a; data rate @ MCS0 is the worst case of IEEE 802.11n/ac/ax/be 20/40/80/160, Only the data of worst case is recorded in the report.
Pre-scan	10	TX mode (U-NII-2A) _Keep the EUT in continuously transmitting mode with all modulation types. All data rates for each modulation type have been tested and found the data rate @ 6Mbps is the worst case of IEEE 802.11a; data rate @ MCS0 is the worst case of IEEE 802.11n/ac/ax/be 20/40/80/160, Only the data of worst case is recorded in the report.
Pre-scan	11	TX mode (U-NII-2C) _Keep the EUT in continuously transmitting mode with all modulation types. All data rates for each modulation type have been tested and found the data rate @ 6Mbps is the worst case of IEEE 802.11a; data rate @ MCS0 is the worst case of IEEE 802.11n/ac/ax/be 20/40/80/160, Only the data of worst case is recorded in the report.
Pre-scan	12	TX mode (U-NII-3) _Keep the EUT in continuously transmitting mode with all modulation types. All data rates for each modulation type have been tested and found the data rate @ 6Mbps is the worst case of IEEE 802.11a; data rate @ MCS0 is the worst case of IEEE 802.11n/ac/ax/be 20/40/80/160, Only the data of worst case is recorded in the report.
Final test	14	Charge + TX mode (U-NII-1) _Keep the EUT in continuously transmitting mode with all modulation types and being charged. All data rates for each modulation type have been tested and found the data rate @ 6Mbps is the worst case of IEEE 802.11a; data rate @ MCS0 is the worst case of IEEE 802.11n/ac/ax/be 20/40/80/160, Only the data of worst case is recorded in the report.
Final test	15	Charge + TX mode (U-NII-2A) _Keep the EUT in continuously transmitting mode with all modulation types and being charged. All data rates for each modulation type have been tested and found the data rate @ 6Mbps is the worst case of IEEE 802.11a; data rate @ MCS0 is the worst case of IEEE 802.11n/ac/ax/be 20/40/80/160, Only the data of worst case is recorded in the report.
Final test	16	Charge + TX mode (U-NII-2C) _Keep the EUT in continuously transmitting mode with all modulation types and being charged. All data rates for each modulation type have been tested and found the data rate @ 6Mbps is the worst case of IEEE 802.11a; data rate @ MCS0 is the worst case of IEEE 802.11n/ac/ax/be 20/40/80/160, Only the data of worst case is recorded in the report.
Final test	17	Charge + TX mode (U-NII-3) _Keep the EUT in continuously transmitting mode with all modulation types and being charged. All data rates for each modulation type have been tested and found the data rate @ 6Mbps is the worst case of IEEE 802.11a; data rate @ MCS0 is the worst case of IEEE 802.11n/ac/ax/be 20/40/80/160, Only the data of worst case is recorded in the report.

Unless otherwise agreed in writing, this document is issued by the Company subject to its General Conditions of Service printed overleaf, available on request or accessible at https://www.sgs.com/en/Terms-and-Conditions. Attention is drawn to the limitation of liability, indemnification and jurisdiction issues defined therein. Any holder of this document is advised that information contained hereon reflects the Company's findings at the time of its intervention only and within the limits of Client's instructions, if any. The Company's sole responsibility is to its Client and this document does not exonerate parties to a transaction from exercising all their rights and obligations under the transaction documents. This document cannot be reproduced except in full, without prior written approval of the Company. Any unauthorized alteration, forgery or falsification of the content or appearance of this document is unlawful and offenders may be prosecuted to the fullest extent of the law. Unless otherwise stated the results shown in this test report refer only to the sample(s) tested and such sample(s) are retained for 30 days only.
Attention: To check the authenticity of testing /inspection report & certificate, please contact us at telephone: (86-755) 8307 1443, or email: CN.Doccheck@sgs.com
No.1 Workshop, M-10, Middle Section, Science & Technology Park, Nanshan District, Shenzhen, Guangdong, China 518057 t (86-755) 26012053 f (86-755) 26710594 www.sgsgroup.com.cn
中国·广东·深圳市南山区科技园中区M-10栋1号厂房 邮编:518057 t (86-755) 26012053 f (86-755) 26710594 sgs.china@sgs.com
Member of the SGS Group (SGS SA)

7.3.3 Test Setup Diagram

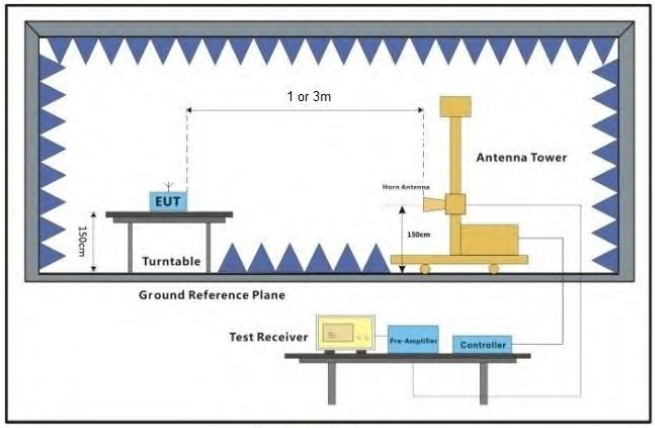

Above 1GHz

Unless otherwise agreed in writing, this document is issued by the Company subject to its General Conditions of Service printed overleaf, available on request or accessible at https://www.sgs.com/en/Terms-and-Conditions. Attention is drawn to the limitation of liability, indemnification and jurisdiction issues defined therein. Any holder of this document is advised that information contained hereon reflects the Company's findings at the time of its intervention only and within the limits of Client's instructions, if any. The Company's sole responsibility is to its Client and this document does not exonerate parties to a transaction from exercising all their rights and obligations under the transaction documents. This document cannot be reproduced except in full, without prior written approval of the Company. Any unauthorized alteration, forgery or falsification of the content or appearance of this document is unlawful and offenders may be prosecuted to the fullest extent of the law. Unless otherwise stated the results shown in this test report refer only to the sample(s) tested and such sample(s) are retained for 30 days only.
Attention: To check the authenticity of testing /inspection report & certificate, please contact us at telephone: (86-755) 8307 1443, or email: CN.Doccheck@sgs.com
No.1 Workshop, M-10, Middle Section, Science & Technology Park, Nanshan District, Shenzhen, Guangdong, China 518057 t (86-755) 26012053 f (86-755) 26710594 www.sgsgroup.com.cn
中国・广东・深圳市南山区科技园中区M-10栋1号厂房 邮编:518057 t (86-755) 26012053 f (86-755) 26710594 sgs.china@sgs.com
Member of the SGS Group (SGS SA)

7.3.4 Measurement Procedure and Data

a. For above 1GHz, the EUT was placed on the top of a rotating table 1.5 meters above the ground at a 3 meter fully-anechoic chamber. The table was rotated 360 degrees to determine the position of the highest radiation. The EUT was set 3 meters away from the interference-receiving antenna from 1GHz to 18GHz, and 1 meter away from the interference-receiving antenna above 18GHz.

b. The EUT was set 3 meters away from the interference-receiving antenna, which was mounted on the top of a variable-height antenna tower.

c. The antenna height is varied from one meter to four meters above the ground to determine the maximum value of the field strength. Both horizontal and vertical polarizations of the antenna are set to make the measurement.

d. For each suspected emission, the EUT was arranged to its worst case and then the antenna was tuned to heights from 1 meter to 4 meters (for the test frequency of below 30MHz, the antenna was tuned to heights 1 meter) and the rotatable table was turned from 0 degrees to 360 degrees to find the maximum reading.

e. The test-receiver system was set to Peak Detect Function and Specified Bandwidth with Maximum Hold Mode.

f. If the emission level of the EUT in peak mode was 10dB lower than the limit specified, then testing could be stopped and the peak values of the EUT would be reported. Otherwise the emissions that did not have 10dB margin would be re-tested one by one using peak or average method as specified and then reported in a data sheet.

g. Test the EUT in the lowest channel, the middle channel, the Highest channel.

h. The radiation measurements are performed in X, Y, Z axis positioning for Transmitting mode, and found the X axis positioning which it is the worst case.

i. Repeat above procedures until all frequencies measured was complete.

Remark:

1.Level= Read Level+ Cable Loss+ Antenna Factor- Preamp Factor+ Aux Factor (if applicable)

The aux factor needs to be added for the frequency above 18GHz once a closer distance used.

Aux Factor = 20 dB/decade of distance, the aux factor is 20log(1/3) = -9.54dB (for 1 meter test distance).

2. Scan from 18GHz to 40GHz, the disturbance above 18GHz was very low. The points marked on below plots are the highest emissions could be found when testing, so only above points had been displayed. The amplitude of spurious emissions from the radiator which are attenuated more than 20dB below the limit need not be reported.

3. As shown in this section, for frequencies above 1GHz, the field strength limits are based on average limits. However, the peak field strength of any emission shall not exceed the maximum permitted average limits specified above by more than 20 dB under any condition of modulation. For the emissions whose peak level is lower than the average limit, only the peak measurement is shown in the report.

5. For devices with multiple operating modes, measurements on the middle channel is used to determine the worst-case mode(s). Only the worst case mode with the highest output power and the mode with the highest output power spectral density for each modulation family (e.g., OFDM and direct sequence spread spectrum) is recorded in the test report.

6. The resolution bandwidth of test receiver/spectrum analyzer is 1MHz and the video bandwidth is 3MHz for Peak detection (PK) and Average detection (AV) at frequency above 1GHz.

7. For fundamental and harmonic signal measurement, the resolution bandwidth of test receiver/spectrum analyzer is 1MHz and the video bandwidth is ≥1/T (Duty cycle<98%) or 10Hz (Duty cycle≥98%) for Average detection (AV) at frequency above 1GHz.

Unless otherwise agreed in writing, this document is issued by the Company subject to its General Conditions of Service printed overleaf, available on request or accessible at https://www.sgs.com/en/Terms-and-Conditions. Attention is drawn to the limitation of liability, indemnification and jurisdiction issues defined therein. Any holder of this document is advised that information contained hereon reflects the Company's findings at the time of its intervention only and within the limits of Client's instructions, if any. The Company's sole responsibility is to its Client and this document does not exonerate parties to a transaction from exercising all their rights and obligations under the transaction documents. This document cannot be reproduced except in full, without prior written approval of the Company. Any unauthorized alteration, forgery or falsification of the content or appearance of this document is unlawful and offenders may be prosecuted to the fullest extent of the law. Unless otherwise stated the results shown in this test report refer only to the sample(s) tested and such sample(s) are retained for 30 days only.
Attention: To check the authenticity of testing /inspection report & certificate, please contact us at telephone: (86-755) 8307 1443, or email: CN.Doccheck@sgs.com
No.1 Workshop, M-10, Middle Section, Science & Technology Park, Nanshan District, Shenzhen, Guangdong, China 518057 t (86-755) 26012053 f (86-755) 26710594 www.sgsgroup.com.cn
中国・广东・深圳市南山区科技园中区M-10栋1号厂房 邮编:518057 t (86-755) 26012053 f (86-755) 26710594 sgs.china@sgs.com
Member of the SGS Group (SGS SA)

Remark: Only retain the data of the worst-case 11a and 11ac modes.

11a_TX_CH_36_Horizontal-Peak

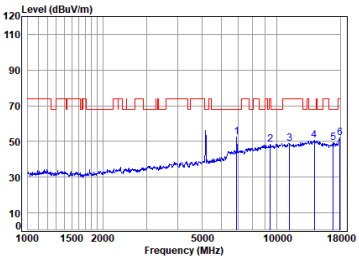


```
Condition: 3m HORIZONTAL
Job No   : 05646WM/05647WM
Mode     : 5180 TX RSE
         : 5G Wi-Fi 11a
```

	Freq	Cable Loss	Ant Factor	Preamp Factor	Read Level	Level	Limit Line	Over Limit	Remark	Aux Factor
	MHz	dB	dB/m	dB	dBuV	dBuV/m	dBuV/m	dB		dB
1 pp	6914.763	11.37	36.27	56.51	61.30	52.43	68.20	-15.77	Peak	0.00
2	9420.880	12.35	38.84	54.22	51.19	48.16	74.00	-25.84	Peak	0.00
3	11269.860	14.68	39.43	53.42	48.29	48.98	74.00	-25.02	Peak	0.00
4	14160.710	16.18	40.46	54.10	47.93	50.47	68.20	-17.73	Peak	0.00
5	16891.040	18.12	38.60	53.88	46.48	49.32	68.20	-18.88	Peak	0.00
6	17948.050	18.30	42.29	54.28	45.67	51.98	74.00	-22.02	Peak	0.00

11a_TX_CH_36_Horizontal-Avg

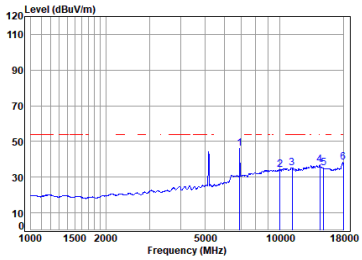


```
Condition: 3m HORIZONTAL
Job No   : 05646WM/05647WM
Mode     : 5180 TX RSE
         : 5G Wi-Fi 11a
```

	Freq	Cable Loss	Ant Factor	Preamp Factor	Read Level	Level	Limit Line	Over Limit	Remark	Aux Factor
	MHz	dB	dB/m	dB	dBuV	dBuV/m	dBuV/m	dB		dB
1	6914.763	11.37	36.27	56.51	54.97	46.10	------	------	Average	0.00
2	10010.420	13.04	38.90	53.60	36.01	34.35	------	------	Average	0.00
3	11204.900	14.75	39.50	53.44	34.47	35.28	54.00	-18.72	Average	0.00
4	14491.960	17.07	40.22	54.10	33.64	36.83	54.00	-17.17	Average	0.00
5	15046.850	16.65	39.45	54.08	33.03	35.05	------	------	Average	0.00
6 pp	18000.000	18.35	42.60	54.30	31.69	38.34	54.00	-15.66	Average	0.00

11a_TX_CH_36_Vertical-Peak

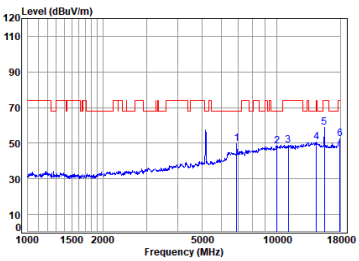


```
Condition: 3m VERTICAL
Job No   : 05646WM/05647WM
Mode     : 5180 TX RSE
         : 5G Wi-Fi 11a
```

	Freq	Cable Loss	Ant Factor	Preamp Factor	Read Level	Level	Limit Line	Over Limit	Remark	Aux Factor
	MHz	dB	dB/m	dB	dBuV	dBuV/m	dBuV/m	dB		dB
1	6914.763	11.37	36.27	56.51	58.62	49.75	68.20	-18.45	Peak	0.00
2	10010.420	13.04	38.90	53.60	50.10	48.44	68.20	-19.76	Peak	0.00
3	11140.310	14.70	39.38	53.46	48.27	48.89	74.00	-25.11	Peak	0.00
4	14450.130	16.98	40.30	54.10	47.44	50.62	68.20	-17.58	Peak	0.00
5 pp	15532.940	16.98	38.87	53.88	56.89	58.86	74.00	-15.14	Peak	0.00
6	17948.050	18.30	42.29	54.28	46.04	52.35	74.00	-21.65	Peak	0.00

11a_TX_CH_36_Vertical-Avg

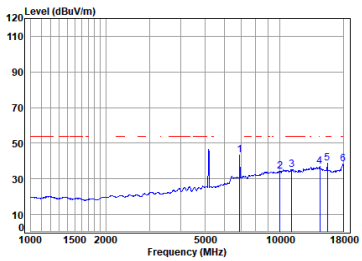


```
Condition: 3m VERTICAL
Job No   : 05646WM/05647WM
Mode     : 5180 TX RSE
         : 5G Wi-Fi 11a
```

	Freq	Cable Loss	Ant Factor	Preamp Factor	Read Level	Level	Limit Line	Over Limit	Remark	Aux Factor
	MHz	dB	dB/m	dB	dBuV	dBuV/m	dBuV/m	dB		dB
1	6914.763	11.37	36.27	56.51	52.25	43.38	------	------	Average	0.00
2	10010.420	13.04	38.90	53.60	36.02	34.36	------	------	Average	0.00
3	11172.560	14.73	39.45	53.45	34.59	35.32	54.00	-18.68	Average	0.00
4	14491.960	17.07	40.22	54.10	33.77	36.96	54.00	-17.04	Average	0.00
5 pp	15532.940	16.98	38.87	53.88	36.82	38.79	54.00	-15.21	Average	0.00
6	18000.000	18.35	42.60	54.30	31.77	38.42	54.00	-15.58	Average	0.00

Unless otherwise agreed in writing, this document is issued by the Company subject to its General Conditions of Service printed overleaf, available on request or accessible at https://www.sgs.com/en/Terms-and-Conditions. Attention is drawn to the limitation of liability, indemnification and jurisdiction issues defined therein. Any holder of this document is advised that information contained hereon reflects the Company's findings at the time of its intervention only and within the limits of Client's instructions, if any. The Company's sole responsibility is to its Client and this document does not exonerate parties to a transaction from exercising all their rights and obligations under the transaction documents. This document cannot be reproduced except in full, without prior written approval of the Company. Any unauthorized alteration, forgery or falsification of the content or appearance of this document is unlawful and offenders may be prosecuted to the fullest extent of the law. Unless otherwise stated the results shown in this test report refer only to the sample(s) tested and such sample(s) are retained for 30 days only.
Attention: To check the authenticity of testing /inspection report & certificate, please contact us at telephone: (86-755) 8307 1443, or email: CN.Doccheck@sgs.com
SGS-CSTC Standards Technical Services Co.,Ltd. Shenzhen Branch EMC Laboratory
No.1 Workshop, M-10, Middle Section, Science & Technology Park, Nanshan District, Shenzhen, Guangdong, China 518057 t (86-755) 26012053 f (86-755) 26710594 www.sgsgroup.com.cn
中国・广东・深圳市南山区科技园中区M-10栋1号厂房 邮编:518057 t (86-755) 26012053 f (86-755) 26710594 sgs.china@sgs.com
Member of the SGS Group (SGS SA)

11a_TX_CH_44_Horizontal-Peak

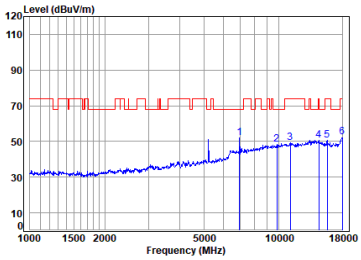

Condition: 3m HORIZONTAL
Job No : 05646WM/05647WM
Mode : 5220 TX RSE
: 5G Wi-Fi 11a

	Freq	Cable Loss	Ant Factor	Preamp Factor	Read Level	Level	Limit Line	Over Limit	Remark	Aux Factor
	MHz	dB	dB/m	dB	dBuV	dBuV/m	dBuV/m	dB		dB
1 pp	6954.852	11.37	36.21	56.50	60.89	51.97	68.20	-16.23	Peak	0.00
2	9838.312	12.98	38.50	53.77	50.69	48.40	68.20	-19.80	Peak	0.00
3	11140.310	14.70	39.38	53.46	48.74	49.36	74.00	-24.64	Peak	0.00
4	14491.960	17.07	40.22	54.10	47.45	50.64	74.00	-23.36	Peak	0.00
5	15668.210	17.24	38.66	53.83	48.73	50.80	74.00	-23.20	Peak	0.00
6	18000.000	18.35	42.60	54.30	45.91	52.56	74.00	-21.44	Peak	0.00

11a_TX_CH_44_Horizontal-Avg

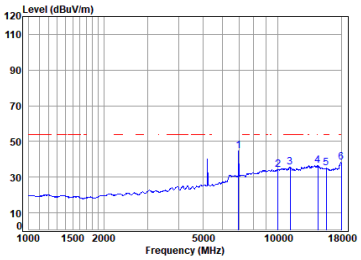

Condition: 3m HORIZONTAL
Job No : 05646WM/05647WM
Mode : 5220 TX RSE
: 5G Wi-Fi 11a

	Freq	Cable Loss	Ant Factor	Preamp Factor	Read Level	Level	Limit Line	Over Limit	Remark	Aux Factor
	MHz	dB	dB/m	dB	dBuV	dBuV/m	dBuV/m	dB		dB
1	6954.852	11.37	36.21	56.50	53.63	44.71	------	------	Average	0.00
2	10010.420	13.04	38.90	53.60	36.01	34.35	------	------	Average	0.00
3	11204.900	14.75	39.50	53.44	34.72	35.53	54.00	-18.47	Average	0.00
4	14491.960	17.07	40.22	54.10	33.54	36.73	54.00	-17.27	Average	0.00
5	15668.210	17.24	38.66	53.83	33.17	35.24	54.00	-18.76	Average	0.00
6	pp18000.000	18.35	42.60	54.30	31.80	38.45	54.00	-15.55	Average	0.00

11a_TX_CH_44_Vertical-Peak

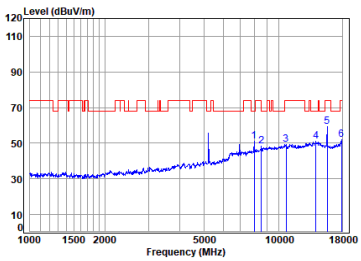

Condition: 3m VERTICAL
Job No : 05646WM/05647WM
Mode : 5220 TX RSE
: 5G Wi-Fi 11a

	Freq	Cable Loss	Ant Factor	Preamp Factor	Read Level	Level	Limit Line	Over Limit	Remark	Aux Factor
	MHz	dB	dB/m	dB	dBuV	dBuV/m	dBuV/m	dB		dB
1	7989.893	11.56	37.22	55.91	58.13	51.00	68.20	-17.20	Peak	0.00
2	8514.456	12.26	37.80	55.27	53.36	48.15	68.20	-20.05	Peak	0.00
3	10698.510	14.03	39.30	53.53	49.65	49.45	74.00	-24.55	Peak	0.00
4	14119.830	16.45	40.42	54.10	48.54	51.31	68.20	-16.89	Peak	0.00
5	pp15668.210	17.24	38.66	53.83	57.45	59.52	74.00	-14.48	Peak	0.00
6	17896.250	18.25	41.97	54.26	45.99	51.95	74.00	-22.05	Peak	0.00

11a_TX_CH_44_Vertical-Avg

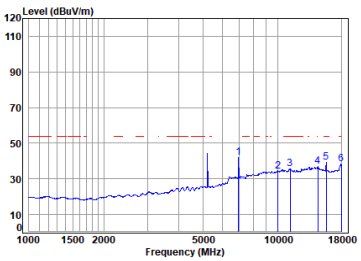

Condition: 3m VERTICAL
Job No : 05646WM/05647WM
Mode : 5220 TX RSE
: 5G Wi-Fi 11a

	Freq	Cable Loss	Ant Factor	Preamp Factor	Read Level	Level	Limit Line	Over Limit	Remark	Aux Factor
	MHz	dB	dB/m	dB	dBuV	dBuV/m	dBuV/m	dB		dB
1	6954.852	11.37	36.21	56.50	50.77	41.85	------	------	Average	0.00
2	10010.420	13.04	38.90	53.60	36.01	34.35	------	------	Average	0.00
3	11204.900	14.75	39.50	53.44	34.64	35.45	54.00	-18.55	Average	0.00
4	14491.960	17.07	40.22	54.10	33.60	36.79	54.00	-17.21	Average	0.00
5	pp15668.210	17.24	38.66	53.83	36.95	39.02	54.00	-14.98	Average	0.00
6	18000.000	18.35	42.60	54.30	31.77	38.42	54.00	-15.58	Average	0.00

Unless otherwise agreed in writing, this document is issued by the Company subject to its General Conditions of Service printed overleaf, available on request or accessible at https://www.sgs.com/en/Terms-and-Conditions. Attention is drawn to the limitation of liability, indemnification and jurisdiction issues defined therein. Any holder of this document is advised that information contained hereon reflects the Company's findings at the time of its intervention only and within the limits of Client's instructions, if any. The Company's sole responsibility is to its Client and this document does not exonerate parties to a transaction from exercising all their rights and obligations under the transaction documents. This document cannot be reproduced except in full, without prior written approval of the Company. Any unauthorized alteration, forgery or falsification of the content or appearance of this document is unlawful and offenders may be prosecuted to the fullest extent of the law. Unless otherwise stated the results shown in this test report refer only to the sample(s) tested and such sample(s) are retained for 30 days only.
Attention: To check the authenticity of testing /inspection report & certificate, please contact us at telephone: (86-755) 8307 1443, or email: CN.Doccheck@sgs.com
SGS-CSTC Standards Technical Services Co.,Ltd. Shenzhen Branch
No.1 Workshop, M-10, Middle Section, Science & Technology Park, Nanshan District, Shenzhen, Guangdong, China 518057 t (86-755) 26012053 f (86-755) 26710594 www.sgsgroup.com.cn
中国・广东・深圳市南山区科技园中区M-10栋1号厂房 邮编:518057 t (86-755) 26012053 f (86-755) 26710594 sgs.china@sgs.com
Member of the SGS Group (SGS SA)

11a_TX_CH_48_Horizontal-Peak

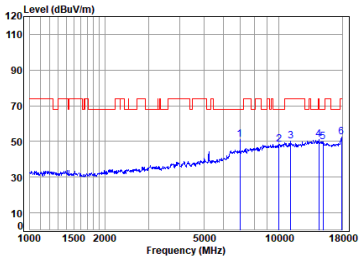

Condition: 3m HORIZONTAL
Job No : 05646WM/05647WM
Mode : 5240 TX RSE
: 5G Wi-Fi 11a

	Freq	Cable Loss	Ant Factor	Preamp Factor	Read Level	Level	Limit Line	Over Limit	Remark	Aux Factor
	MHz	dB	dB/m	dB	dBuV	dBuV/m	dBuV/m	dB		dB
1 pp	6995.172	11.37	36.29	56.50	59.77	50.93	68.20	-17.27	Peak	0.00
2	10010.420	13.04	38.90	53.60	50.23	48.57	68.20	-19.63	Peak	0.00
3	11172.560	14.73	39.45	53.45	49.60	50.33	74.00	-23.67	Peak	0.00
4	14491.960	17.07	40.22	54.10	48.06	51.25	74.00	-22.75	Peak	0.00
5	15090.400	16.70	39.41	54.06	47.68	49.73	68.20	-18.47	Peak	0.00
6	17896.250	18.25	41.97	54.26	46.56	52.52	74.00	-21.48	Peak	0.00

11a_TX_CH_48_Horizontal-Avg

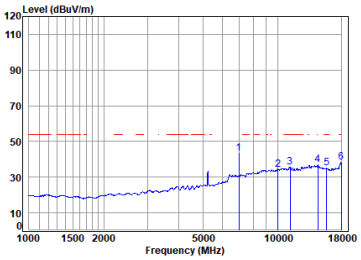

Condition: 3m HORIZONTAL
Job No : 05646WM/05647WM
Mode : 5240 TX RSE
: 5G Wi-Fi 11a

	Freq	Cable Loss	Ant Factor	Preamp Factor	Read Level	Level	Limit Line	Over Limit	Remark	Aux Factor
	MHz	dB	dB/m	dB	dBuV	dBuV/m	dBuV/m	dB		dB
1	6995.172	11.37	36.29	56.50	52.40	43.56	------	------	Average	0.00
2	10010.420	13.04	38.90	53.60	36.08	34.42	------	------	Average	0.00
3	11204.900	14.75	39.50	53.44	34.74	35.55	54.00	-18.45	Average	0.00
4	14491.960	17.07	40.22	54.10	33.60	36.79	54.00	-17.21	Average	0.00
5	15713.560	17.24	38.60	53.81	33.28	35.31	54.00	-18.69	Average	0.00
6 pp	18000.000	18.35	42.60	54.30	31.75	38.40	54.00	-15.60	Average	0.00

11a_TX_CH_48_Vertical-Peak

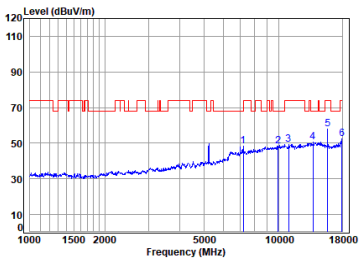

Condition: 3m VERTICAL
Job No : 05646WM/05647WM
Mode : 5240 TX RSE
: 5G Wi-Fi 11a

	Freq	Cable Loss	Ant Factor	Preamp Factor	Read Level	Level	Limit Line	Over Limit	Remark	Aux Factor
	MHz	dB	dB/m	dB	dBuV	dBuV/m	dBuV/m	dB		dB
1	7200.309	11.52	37.00	56.37	56.03	48.18	68.20	-20.02	Peak	0.00
2	9952.717	12.91	38.71	53.65	50.57	48.54	68.20	-19.66	Peak	0.00
3	10948.780	14.06	39.40	53.50	49.36	49.32	74.00	-24.68	Peak	0.00
4	13757.270	16.15	40.30	54.03	48.30	50.72	68.20	-17.48	Peak	0.00
5 pp	15713.560	17.24	38.60	53.81	55.93	57.96	74.00	-16.04	Peak	0.00
6	17948.050	18.30	42.29	54.28	45.99	52.30	74.00	-21.70	Peak	0.00

11a_TX_CH_48_Vertical-Avg

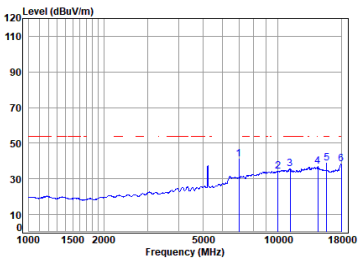

Condition: 3m VERTICAL
Job No : 05646WM/05647WM
Mode : 5240 TX RSE
: 5G Wi-Fi 11a

	Freq	Cable Loss	Ant Factor	Preamp Factor	Read Level	Level	Limit Line	Over Limit	Remark	Aux Factor
	MHz	dB	dB/m	dB	dBuV	dBuV/m	dBuV/m	dB		dB
1	6995.172	11.37	36.29	56.50	49.74	40.90	------	------	Average	0.00
2	10010.420	13.04	38.90	53.60	36.02	34.36	------	------	Average	0.00
3	11204.900	14.75	39.50	53.44	34.64	35.45	54.00	-18.55	Average	0.00
4	14491.960	17.07	40.22	54.10	33.64	36.83	54.00	-17.17	Average	0.00
5 pp	15713.560	17.24	38.60	53.81	36.61	38.64	54.00	-15.36	Average	0.00
6	18000.000	18.35	42.60	54.30	31.73	38.38	54.00	-15.62	Average	0.00

Unless otherwise agreed in writing, this document is issued by the Company subject to its General Conditions of Service printed overleaf, available on request or accessible at https://www.sgs.com/en/Terms-and-Conditions. Attention is drawn to the limitation of liability, indemnification and jurisdiction issues defined therein. Any holder of this document is advised that information contained hereon reflects the Company's findings at the time of its intervention only and within the limits of Client's instructions, if any. The Company's sole responsibility is to its Client and this document does not exonerate parties to a transaction from exercising all their rights and obligations under the transaction documents. This document cannot be reproduced except in full, without prior written approval of the Company. Any unauthorized alteration, forgery or falsification of the content or appearance of this document is unlawful and offenders may be prosecuted to the fullest extent of the law. Unless otherwise stated the results shown in this test report refer only to the sample(s) tested and such sample(s) are retained for 30 days only.
Attention: To check the authenticity of testing /inspection report & certificate, please contact us at telephone: (86-755) 8307 1443, or email: CN.Doccheck@sgs.com
SGS-CSTC Standards Technical Services Co.,Ltd. Shenzhen Branch EMC Laboratory
No.1 Workshop, M-10, Middle Section, Science & Technology Park, Nanshan District, Shenzhen, Guangdong, China 518057 t (86-755) 26012053 f (86-755) 26710594 www.sgsgroup.com.cn
中国・广东・深圳市南山区科技园中区M-10栋1号厂房 邮编:518057 t (86-755) 26012053 f (86-755) 26710594 sgs.china@sgs.com
Member of the SGS Group (SGS SA)

11a_TX_CH_52_Horizontal-Peak

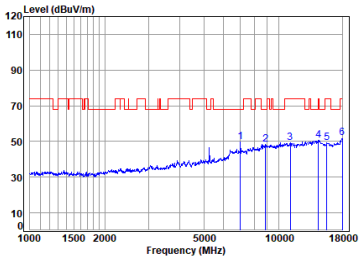

Condition: 3m HORIZONTAL
Job No : 05646WM/05647WM
Mode : 5260 TX RSE
: 5G Wi-Fi 11a

	Freq	Cable Loss	Ant Factor	Preamp Factor	Read Level	Level	Limit Line	Over Limit	Remark	Aux Factor
	MHz	dB	dB/m	dB	dBuV	dBuV/m	dBuV/m	dB		dB
1	7015.420	11.47	36.33	56.49	58.53	49.84	68.20	-18.36	Peak	0.00
2	8866.062	12.23	38.40	54.85	52.76	48.54	68.20	-19.66	Peak	0.00
3	11140.310	14.70	39.38	53.46	48.56	49.18	74.00	-24.82	Peak	0.00
4	pp14450.130	16.98	40.30	54.10	47.32	50.50	68.20	-17.70	Peak	0.00
5	15622.990	17.19	38.75	53.85	47.33	49.42	74.00	-24.58	Peak	0.00
6	18000.000	18.35	42.60	54.30	45.51	52.16	74.00	-21.84	Peak	0.00

11a_TX_CH_52_Horizontal-Avg

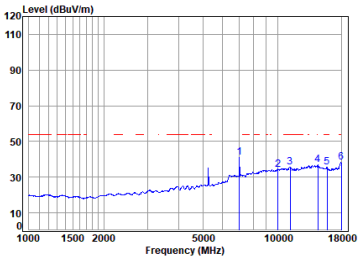

Condition: 3m HORIZONTAL
Job No : 05646WM/05647WM
Mode : 5260 TX RSE
: 5G Wi-Fi 11a

	Freq	Cable Loss	Ant Factor	Preamp Factor	Read Level	Level	Limit Line	Over Limit	Remark	Aux Factor
	MHz	dB	dB/m	dB	dBuV	dBuV/m	dBuV/m	dB		dB
1	7015.420	11.47	36.33	56.49	49.76	41.07	------	------	Average	0.00
2	10010.420	13.04	38.90	53.60	36.05	34.39	------	------	Average	0.00
3	11204.900	14.75	39.50	53.44	34.69	35.50	54.00	-18.50	Average	0.00
4	14491.960	17.07	40.22	54.10	33.72	36.91	54.00	-17.09	Average	0.00
5	15804.660	17.04	38.59	53.78	33.74	35.59	54.00	-18.41	Average	0.00
6	pp18000.000	18.35	42.60	54.30	31.79	38.44	54.00	-15.56	Average	0.00

11a_TX_CH_52_Vertical-Peak

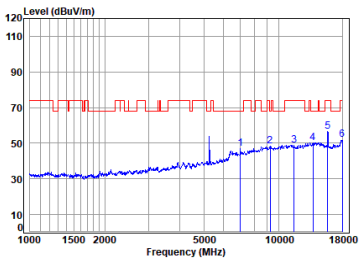

Condition: 3m VERTICAL
Job No : 05646WM/05647WM
Mode : 5260 TX RSE
: 5G Wi-Fi 11a

	Freq	Cable Loss	Ant Factor	Preamp Factor	Read Level	Level	Limit Line	Over Limit	Remark	Aux Factor
	MHz	dB	dB/m	dB	dBuV	dBuV/m	dBuV/m	dB		dB
1	7015.420	11.47	36.33	56.49	55.68	46.99	68.20	-21.21	Peak	0.00
2	9232.187	12.27	38.63	54.43	51.69	48.16	68.20	-20.04	Peak	0.00
3	11533.480	14.92	39.13	53.34	48.25	48.96	74.00	-25.04	Peak	0.00
4	13717.560	16.33	40.30	54.02	47.77	50.38	68.20	-17.82	Peak	0.00
5	pp15759.050	17.13	38.60	53.79	54.80	56.74	74.00	-17.26	Peak	0.00
6	18000.000	18.35	42.60	54.30	45.41	52.06	74.00	-21.94	Peak	0.00

11a_TX_CH_52_Vertical-Avg

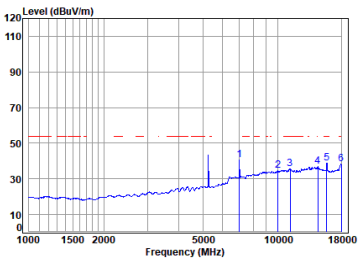

Condition: 3m VERTICAL
Job No : 05646WM/05647WM
Mode : 5260 TX RSE
: 5G Wi-Fi 11a

	Freq	Cable Loss	Ant Factor	Preamp Factor	Read Level	Level	Limit Line	Over Limit	Remark	Aux Factor
	MHz	dB	dB/m	dB	dBuV	dBuV/m	dBuV/m	dB		dB
1	7015.420	11.47	36.33	56.49	49.26	40.57	------	------	Average	0.00
2	10010.420	13.04	38.90	53.60	36.12	34.46	------	------	Average	0.00
3	11204.900	14.75	39.50	53.44	34.58	35.39	54.00	-18.61	Average	0.00
4	14491.960	17.07	40.22	54.10	33.67	36.86	54.00	-17.14	Average	0.00
5	pp15759.050	17.13	38.60	53.79	36.95	38.89	54.00	-15.11	Average	0.00
6	18000.000	18.35	42.60	54.30	31.79	38.44	54.00	-15.56	Average	0.00

Unless otherwise agreed in writing, this document is issued by the Company subject to its General Conditions of Service printed overleaf, available on request or accessible at https://www.sgs.com/en/Terms-and-Conditions. Attention is drawn to the limitation of liability, indemnification and jurisdiction issues defined therein. Any holder of this document is advised that information contained hereon reflects the Company's findings at the time of its intervention only and within the limits of Client's instructions, if any. The Company's sole responsibility is to its Client and this document does not exonerate parties to a transaction from exercising all their rights and obligations under the transaction documents. This document cannot be reproduced except in full, without prior written approval of the Company. Any unauthorized alteration, forgery or falsification of the content or appearance of this document is unlawful and offenders may be prosecuted to the fullest extent of the law. Unless otherwise stated the results shown in this test report refer only to the sample(s) tested and such sample(s) are retained for 30 days only.
Attention: To check the authenticity of testing /inspection report & certificate, please contact us at telephone: (86-755) 8307 1443, or email: CN.Doccheck@sgs.com
SGS-CSTC Standards Technical Services Co.,Ltd. Shenzhen Branch
No.1 Workshop, M-10, Middle Section, Science & Technology Park, Nanshan District, Shenzhen, Guangdong, China 518057 t (86-755) 26012053 f (86-755) 26710594 www.sgsgroup.com.cn
中国・广东・深圳市南山区科技园中区M-10栋1号厂房 邮编:518057 t (86-755) 26012053 f (86-755) 26710594 sgs.china@sgs.com
Member of the SGS Group (SGS SA)

11a_TX_CH_60_Horizontal-Peak

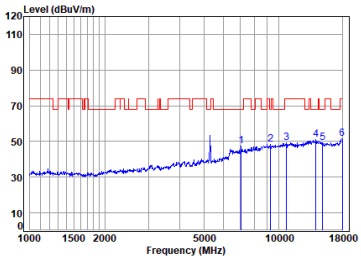

Condition: 3m HORIZONTAL
Job No : 05646WM/05647WM
Mode : 5300 TX RSE
: 5G Wi-Fi 11a

	Freq	Cable Loss	Ant Factor	Preamp Factor	Read Level	Level	Limit Line	Over Limit	Remark	Aux Factor
	MHz	dB	dB/m	dB	dBuV	dBuV/m	dBuV/m	dB		dB
1	7076.516	11.85	36.56	56.45	55.68	47.64	68.20	-20.56	Peak	0.00
2	9285.710	12.19	38.70	54.37	51.78	48.30	68.20	-19.90	Peak	0.00
3	10760.540	13.82	39.36	53.52	49.59	49.25	74.00	-24.75	Peak	0.00
4	pp14119.830	16.45	40.42	54.10	48.32	51.09	68.20	-17.11	Peak	0.00
5	15046.850	16.65	39.45	54.08	47.23	49.25	68.20	-18.95	Peak	0.00
6	18000.000	18.35	42.60	54.30	45.11	51.76	74.00	-22.24	Peak	0.00

11a_TX_CH_60_Horizontal-Avg

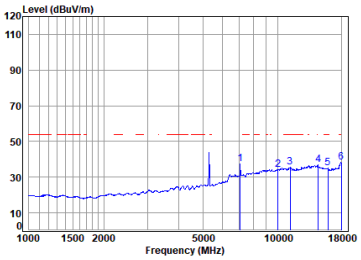

Condition: 3m HORIZONTAL
Job No : 05646WM/05647WM
Mode : 5300 TX RSE
: 5G Wi-Fi 11a

	Freq	Cable Loss	Ant Factor	Preamp Factor	Read Level	Level	Limit Line	Over Limit	Remark	Aux Factor
	MHz	dB	dB/m	dB	dBuV	dBuV/m	dBuV/m	dB		dB
1	7076.516	11.85	36.56	56.45	45.58	37.54	------	------	Average	0.00
2	10010.420	13.04	38.90	53.60	36.08	34.42	------	------	Average	0.00
3	11204.900	14.75	39.50	53.44	34.67	35.48	54.00	-18.52	Average	0.00
4	14533.910	16.79	40.20	54.10	33.97	36.86	------	------	Average	0.00
5	15896.290	17.27	38.41	53.74	33.34	35.28	54.00	-18.72	Average	0.00
6	pp18000.000	18.35	42.60	54.30	31.75	38.40	54.00	-15.60	Average	0.00

11a_TX_CH_60_Vertical-Peak

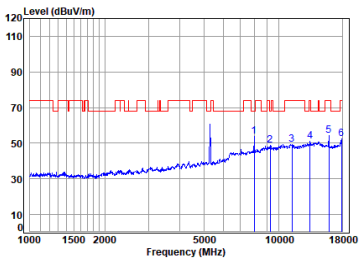

Condition: 3m VERTICAL
Job No : 05646WM/05647WM
Mode : 5300 TX RSE
: 5G Wi-Fi 11a

	Freq	Cable Loss	Ant Factor	Preamp Factor	Read Level	Level	Limit Line	Over Limit	Remark	Aux Factor
	MHz	dB	dB/m	dB	dBuV	dBuV/m	dBuV/m	dB		dB
1	pp 7989.893	11.56	37.22	55.91	61.01	53.88	68.20	-14.32	Peak	0.00
2	9232.187	12.27	38.63	54.43	52.48	48.95	68.20	-19.25	Peak	0.00
3	11302.480	14.63	39.40	53.41	48.78	49.40	74.00	-24.60	Peak	0.00
4	13365.320	16.13	40.40	53.91	48.43	51.05	74.00	-22.95	Peak	0.00
5	15896.290	17.27	38.41	53.74	52.52	54.46	74.00	-19.54	Peak	0.00
6	17896.250	18.25	41.97	54.26	46.34	52.30	74.00	-21.70	Peak	0.00

11a_TX_CH_60_Vertical-Avg

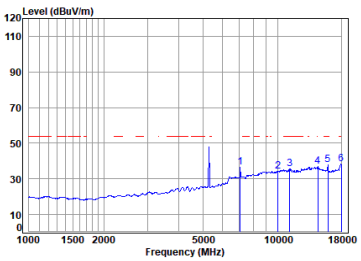

Condition: 3m VERTICAL
Job No : 05646WM/05647WM
Mode : 5300 TX RSE
: 5G Wi-Fi 11a

	Freq	Cable Loss	Ant Factor	Preamp Factor	Read Level	Level	Limit Line	Over Limit	Remark	Aux Factor
	MHz	dB	dB/m	dB	dBuV	dBuV/m	dBuV/m	dB		dB
1	7076.516	11.85	36.56	56.45	44.62	36.58	------	------	Average	0.00
2	10010.420	13.04	38.90	53.60	36.08	34.42	------	------	Average	0.00
3	11172.560	14.73	39.45	53.45	34.64	35.37	54.00	-18.63	Average	0.00
4	14491.960	17.07	40.22	54.10	33.61	36.80	54.00	-17.20	Average	0.00
5	15896.290	17.27	38.41	53.74	35.71	37.65	54.00	-16.35	Average	0.00
6	pp18000.000	18.35	42.60	54.30	31.78	38.43	54.00	-15.57	Average	0.00

Unless otherwise agreed in writing, this document is issued by the Company subject to its General Conditions of Service printed overleaf, available on request or accessible at https://www.sgs.com/en/Terms-and-Conditions. Attention is drawn to the limitation of liability, indemnification and jurisdiction issues defined therein. Any holder of this document is advised that information contained hereon reflects the Company's findings at the time of its intervention only and within the limits of Client's instructions, if any. The Company's sole responsibility is to its Client and this document does not exonerate parties to a transaction from exercising all their rights and obligations under the transaction documents. This document cannot be reproduced except in full, without prior written approval of the Company. Any unauthorized alteration, forgery or falsification of the content or appearance of this document is unlawful and offenders may be prosecuted to the fullest extent of the law. Unless otherwise stated the results shown in this test report refer only to the sample(s) tested and such sample(s) are retained for 30 days only.
Attention: To check the authenticity of testing /inspection report & certificate, please contact us at telephone: (86-755) 8307 1443, or email: CN.Doccheck@sgs.com
SGS-CSTC Standards Technical Services Co.,Ltd. Shenzhen Branch
No.1 Workshop, M-10, Middle Section, Science & Technology Park, Nanshan District, Shenzhen, Guangdong, China 518057 t (86-755) 26012053 f (86-755) 26710594 www.sgsgroup.com.cn
中国・广东・深圳市南山区科技园中区M-10栋1号厂房 邮编:518057 t (86-755) 26012053 f (86-755) 26710594 sgs.china@sgs.com
Member of the SGS Group (SGS SA)

11a_TX_CH_64_Horizontal-Peak

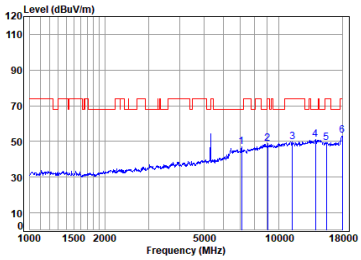

Condition: 3m HORIZONTAL
Job No : 05646WM/05647WM
Mode : 5320 TX RSE
: 5G Wi-Fi 11a

	Freq	Cable Loss	Ant Factor	Preamp Factor	Read Level	Level	Limit Line	Over Limit	Remark	Aux Factor
	MHz	dB	dB/m	dB	dBuV	dBuV/m	dBuV/m	dB		dB
1	7096.999	11.97	36.68	56.44	54.94	47.15	68.20	-21.05	Peak	0.00
2	9047.272	12.14	38.59	54.65	52.74	48.82	74.00	-25.18	Peak	0.00
3	11335.190	14.49	39.36	53.40	49.34	49.79	74.00	-24.21	Peak	0.00
4	pp14038.450	16.51	40.52	54.10	48.13	51.06	68.20	-17.14	Peak	0.00
5	15577.900	17.11	38.82	53.87	47.40	49.46	74.00	-24.54	Peak	0.00
6	18000.000	18.35	42.60	54.30	46.57	53.22	74.00	-20.78	Peak	0.00

11a_TX_CH_64_Horizontal-Avg

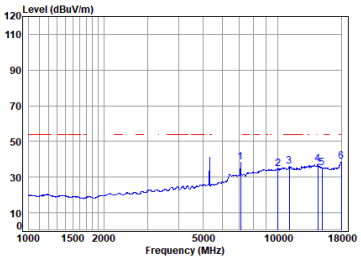

Condition: 3m HORIZONTAL
Job No : 05646WM/05647WM
Mode : 5320 TX RSE
: 5G Wi-Fi 11a

	Freq	Cable Loss	Ant Factor	Preamp Factor	Read Level	Level	Limit Line	Over Limit	Remark	Aux Factor
	MHz	dB	dB/m	dB	dBuV	dBuV/m	dBuV/m	dB		dB
1	7096.999	11.97	36.68	56.44	45.98	38.19	------	------	Average	0.00
2	10010.420	13.04	38.90	53.60	36.50	34.84	------	------	Average	0.00
3	11140.310	14.70	39.38	53.46	35.20	35.82	54.00	-18.18	Average	0.00
4	14491.960	17.07	40.22	54.10	34.11	37.30	54.00	-16.70	Average	0.00
5	15090.400	16.70	39.41	54.06	33.24	35.29	------	------	Average	0.00
6	pp18000.000	18.35	42.60	54.30	31.97	38.62	54.00	-15.38	Average	0.00

11a_TX_CH_64_Vertical-Peak

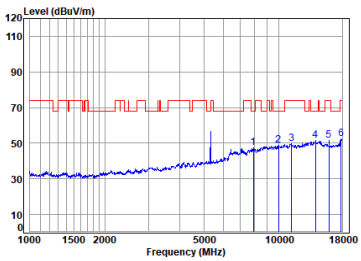

Condition: 3m VERTICAL
Job No : 05646WM/05647WM
Mode : 5320 TX RSE
: 5G Wi-Fi 11a

	Freq	Cable Loss	Ant Factor	Preamp Factor	Read Level	Level	Limit Line	Over Limit	Remark	Aux Factor
	MHz	dB	dB/m	dB	dBuV	dBuV/m	dBuV/m	dB		dB
1	7898.049	11.54	37.29	55.96	54.52	47.39	68.20	-20.81	Peak	0.00
2	9981.525	12.97	38.83	53.62	50.80	48.98	68.20	-19.22	Peak	0.00
3	11269.860	14.68	39.43	53.42	49.18	49.87	74.00	-24.13	Peak	0.00
4	pp14079.080	16.56	40.44	54.10	48.65	51.55	68.20	-16.65	Peak	0.00
5	15942.300	17.22	38.32	53.72	49.65	51.47	74.00	-22.53	Peak	0.00
6	17844.590	18.21	41.56	54.24	46.88	52.41	74.00	-21.59	Peak	0.00

11a_TX_CH_64_Vertical-Avg

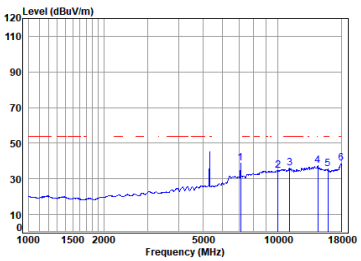

Condition: 3m VERTICAL
Job No : 05646WM/05647WM
Mode : 5320 TX RSE
: 5G Wi-Fi 11a

	Freq	Cable Loss	Ant Factor	Preamp Factor	Read Level	Level	Limit Line	Over Limit	Remark	Aux Factor
	MHz	dB	dB/m	dB	dBuV	dBuV/m	dBuV/m	dB		dB
1	7096.999	11.97	36.68	56.44	46.38	38.59	------	------	Average	0.00
2	10010.420	13.04	38.90	53.60	36.45	34.79	------	------	Average	0.00
3	11172.560	14.73	39.45	53.45	35.09	35.82	54.00	-18.18	Average	0.00
4	14491.960	17.07	40.22	54.10	34.20	37.39	54.00	-16.61	Average	0.00
5	15942.300	17.22	38.32	53.72	33.80	35.62	54.00	-18.38	Average	0.00
6	pp18000.000	18.35	42.60	54.30	32.03	38.68	54.00	-15.32	Average	0.00

Unless otherwise agreed in writing, this document is issued by the Company subject to its General Conditions of Service printed overleaf, available on request or accessible at https://www.sgs.com/en/Terms-and-Conditions. Attention is drawn to the limitation of liability, indemnification and jurisdiction issues defined therein. Any holder of this document is advised that information contained hereon reflects the Company's findings at the time of its intervention only and within the limits of Client's instructions, if any. The Company's sole responsibility is to its Client and this document does not exonerate parties to a transaction from exercising all their rights and obligations under the transaction documents. This document cannot be reproduced except in full, without prior written approval of the Company. Any unauthorized alteration, forgery or falsification of the content or appearance of this document is unlawful and offenders may be prosecuted to the fullest extent of the law. Unless otherwise stated the results shown in this test report refer only to the sample(s) tested and such sample(s) are retained for 30 days only.
Attention: To check the authenticity of testing /inspection report & certificate, please contact us at telephone: (86-755) 8307 1443, or email: CN.Doccheck@sgs.com
SGS-CSTC Standards Technical Services Co.,Ltd. Shenzhen Branch
No.1 Workshop, M-10, Middle Section, Science & Technology Park, Nanshan District, Shenzhen, Guangdong, China 518057 t (86-755) 26012053 f (86-755) 26710594 www.sgsgroup.com.cn
中国·广东·深圳市南山区科技园中区M-10栋1号厂房 邮编:518057 t (86-755) 26012053 f (86-755) 26710594 sgs.china@sgs.com
Member of the SGS Group (SGS SA)

11a_TX_CH_100_Horizontal-Peak

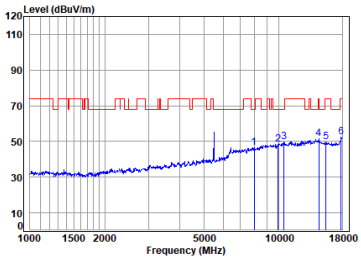

Condition: 3m HORIZONTAL
Job No : 05646WM/05647WM
Mode : 5500 TX RSE
: 5G Wi-Fi 11a

	Freq	Cable Loss	Ant Factor	Preamp Factor	Read Level	Level	Limit Line	Over Limit	Remark	Aux Factor
	MHz	dB	dB/m	dB	dBuV	dBuV/m	dBuV/m	dB		dB
1	7989.893	11.56	37.22	55.91	53.82	46.69	68.20	-21.51	Peak	0.00
2	9952.717	12.91	38.71	53.65	50.36	48.33	68.20	-19.87	Peak	0.00
3	pp10514.580	13.63	39.30	53.55	50.28	49.66	68.20	-18.54	Peak	0.00
4	14491.960	17.07	40.22	54.10	48.19	51.38	74.00	-22.62	Peak	0.00
5	15488.110	16.88	38.91	53.90	47.72	49.61	74.00	-24.39	Peak	0.00
6	17844.590	18.21	41.56	54.24	46.96	52.49	74.00	-21.51	Peak	0.00

11a_TX_CH_100_Horizontal-Avg

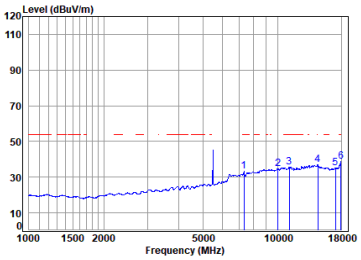

Condition: 3m HORIZONTAL
Job No : 05646WM/05647WM
Mode : 5500 TX RSE
: 5G Wi-Fi 11a

	Freq	Cable Loss	Ant Factor	Preamp Factor	Read Level	Level	Limit Line	Over Limit	Remark	Aux Factor
	MHz	dB	dB/m	dB	dBuV	dBuV/m	dBuV/m	dB		dB
1	7326.267	11.51	36.90	56.30	40.97	33.08	54.00	-20.92	Average	0.00
2	10010.420	13.04	38.90	53.60	36.36	34.70	------	------	Average	0.00
3	11140.310	14.70	39.38	53.46	35.08	35.70	54.00	-18.30	Average	0.00
4	14491.960	17.07	40.22	54.10	33.90	37.09	54.00	-16.91	Average	0.00
5	17087.460	18.42	38.89	53.94	31.90	35.27	------	------	Average	0.00
6	pp17948.050	18.30	42.29	54.28	32.34	38.65	54.00	-15.35	Average	0.00

11a_TX_CH_100_Vertical-Peak

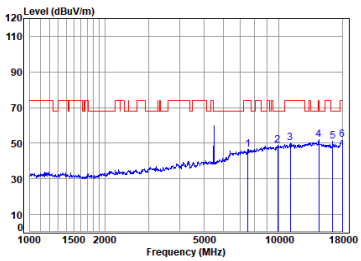

Condition: 3m VERTICAL
Job No : 05646WM/05647WM
Mode : 5500 TX RSE
: 5G Wi-Fi 11a

	Freq	Cable Loss	Ant Factor	Preamp Factor	Read Level	Level	Limit Line	Over Limit	Remark	Aux Factor
	MHz	dB	dB/m	dB	dBuV	dBuV/m	dBuV/m	dB		dB
1	7519.349	11.20	36.72	56.18	54.86	46.60	74.00	-27.40	Peak	0.00
2	9923.991	12.85	38.65	53.68	50.85	48.67	68.20	-19.53	Peak	0.00
3	11140.310	14.70	39.38	53.46	49.52	50.14	74.00	-23.86	Peak	0.00
4	14491.960	17.07	40.22	54.10	48.70	51.89	74.00	-22.11	Peak	0.00
5	pp16504.960	17.74	38.21	53.80	48.83	50.98	68.20	-17.22	Peak	0.00
6	18000.000	18.35	42.60	54.30	45.42	52.07	74.00	-21.93	Peak	0.00

11a_TX_CH_100_Vertical-Avg

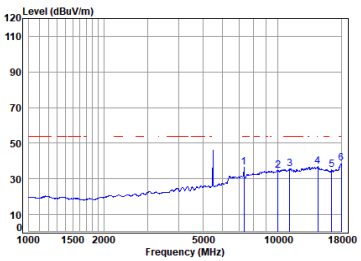

Condition: 3m VERTICAL
Job No : 05646WM/05647WM
Mode : 5500 TX RSE
: 5G Wi-Fi 11a

	Freq	Cable Loss	Ant Factor	Preamp Factor	Read Level	Level	Limit Line	Over Limit	Remark	Aux Factor
	MHz	dB	dB/m	dB	dBuV	dBuV/m	dBuV/m	dB		dB
1	7326.267	11.51	36.90	56.30	44.33	36.44	54.00	-17.56	Average	0.00
2	10010.420	13.04	38.90	53.60	36.37	34.71	------	------	Average	0.00
3	11172.560	14.73	39.45	53.45	35.05	35.78	54.00	-18.22	Average	0.00
4	14491.960	17.07	40.22	54.10	33.86	37.05	54.00	-16.95	Average	0.00
5	16504.960	17.74	38.21	53.80	33.18	35.33	------	------	Average	0.00
6	pp18000.000	18.35	42.60	54.30	31.92	38.57	54.00	-15.43	Average	0.00

Unless otherwise agreed in writing, this document is issued by the Company subject to its General Conditions of Service printed overleaf, available on request or accessible at https://www.sgs.com/en/Terms-and-Conditions. Attention is drawn to the limitation of liability, indemnification and jurisdiction issues defined therein. Any holder of this document is advised that information contained hereon reflects the Company's findings at the time of its intervention only and within the limits of Client's instructions, if any. The Company's sole responsibility is to its Client and this document does not exonerate parties to a transaction from exercising all their rights and obligations under the transaction documents. This document cannot be reproduced except in full, without prior written approval of the Company. Any unauthorized alteration, forgery or falsification of the content or appearance of this document is unlawful and offenders may be prosecuted to the fullest extent of the law. Unless otherwise stated the results shown in this test report refer only to the sample(s) tested and such sample(s) are retained for 30 days only.
Attention: To check the authenticity of testing /inspection report & certificate, please contact us at telephone: (86-755) 8307 1443, or email: CN.Doccheck@sgs.com
SGS-CSTC Standards Technical Services Co.,Ltd. Shenzhen Branch
No.1 Workshop, M-10, Middle Section, Science & Technology Park, Nanshan District, Shenzhen, Guangdong, China 518057 t (86-755) 26012053 f (86-755) 26710594 www.sgsgroup.com.cn
中国・广东・深圳市南山区科技园中区M-10栋1号厂房 邮编:518057 t (86-755) 26012053 f (86-755) 26710594 sgs.china@sgs.com
Member of the SGS Group (SGS SA)

11a_TX_CH_116_Horizontal-Peak

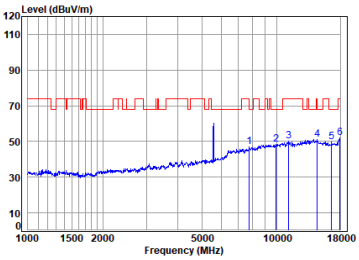

Condition: 3m HORIZONTAL
Job No : 05646WM/05647WM
Mode : 5580 TX RSE
: 5G Wi-Fi 11a

	Freq	Cable Loss	Ant Factor	Preamp Factor	Read Level	Level	Limit Line	Over Limit	Remark	Aux Factor
	MHz	dB	dB/m	dB	dBuV	dBuV/m	dBuV/m	dB		dB
1	7762.260	11.36	37.00	56.04	54.46	46.78	68.20	-21.42	Peak	0.00
2	9952.717	12.91	38.71	53.65	50.45	48.42	68.20	-19.78	Peak	0.00
3	11172.560	14.73	39.45	53.45	49.31	50.04	74.00	-23.96	Peak	0.00
4	pp14575.970	16.41	40.20	54.10	48.62	51.13	68.20	-17.07	Peak	0.00
5	16600.640	17.65	38.40	53.82	47.70	49.93	68.20	-18.27	Peak	0.00
6	17948.050	18.30	42.29	54.28	45.87	52.18	74.00	-21.82	Peak	0.00

11a_TX_CH_116_Horizontal-Avg

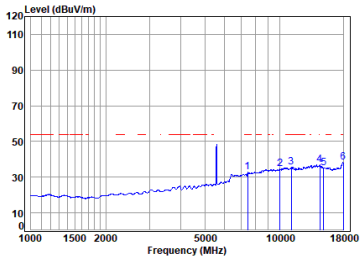

Condition: 3m HORIZONTAL
Job No : 05646WM/05647WM
Mode : 5580 TX RSE
: 5G Wi-Fi 11a

	Freq	Cable Loss	Ant Factor	Preamp Factor	Read Level	Level	Limit Line	Over Limit	Remark	Aux Factor
	MHz	dB	dB/m	dB	dBuV	dBuV/m	dBuV/m	dB		dB
1	7432.914	11.41	36.77	56.23	41.11	33.06	54.00	-20.94	Average	0.00
2	10010.420	13.04	38.90	53.60	36.33	34.67	------	------	Average	0.00
3	11140.310	14.70	39.38	53.46	35.05	35.67	54.00	-18.33	Average	0.00
4	14491.960	17.07	40.22	54.10	33.89	37.08	54.00	-16.92	Average	0.00
5	15046.850	16.65	39.45	54.08	33.18	35.20	------	------	Average	0.00
6	pp18000.000	18.35	42.60	54.30	31.89	38.54	54.00	-15.46	Average	0.00

11a_TX_CH_116_Vertical-Peak

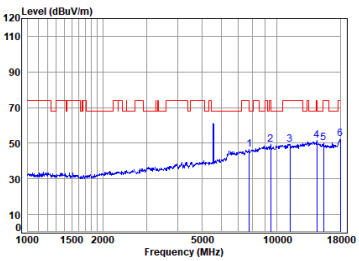

Condition: 3m VERTICAL
Job No : 05646WM/05647WM
Mode : 5580 TX RSE
: 5G Wi-Fi 11a

	Freq	Cable Loss	Ant Factor	Preamp Factor	Read Level	Level	Limit Line	Over Limit	Remark	Aux Factor
	MHz	dB	dB/m	dB	dBuV	dBuV/m	dBuV/m	dB		dB
1	pp 7762.260	11.36	37.00	56.04	54.29	46.61	68.20	-21.59	Peak	0.00
2	9448.149	12.43	38.90	54.19	51.98	49.12	74.00	-24.88	Peak	0.00
3	11302.480	14.63	39.40	53.41	48.84	49.46	74.00	-24.54	Peak	0.00
4	14491.960	17.07	40.22	54.10	48.17	51.36	74.00	-22.64	Peak	0.00
5	15443.410	16.82	38.96	53.92	48.41	50.27	74.00	-23.73	Peak	0.00
6	18000.000	18.35	42.60	54.30	45.66	52.31	74.00	-21.69	Peak	0.00

11a_TX_CH_116_Vertical-Avg

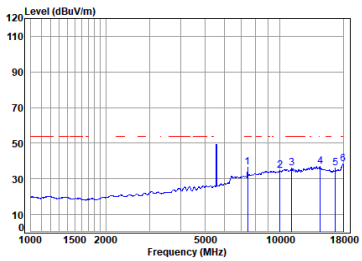

Condition: 3m VERTICAL
Job No : 05646WM/05647WM
Mode : 5580 TX RSE
: 5G Wi-Fi 11a

	Freq	Cable Loss	Ant Factor	Preamp Factor	Read Level	Level	Limit Line	Over Limit	Remark	Aux Factor
	MHz	dB	dB/m	dB	dBuV	dBuV/m	dBuV/m	dB		dB
1	7432.914	11.41	36.77	56.23	44.36	36.31	54.00	-17.69	Average	0.00
2	10010.420	13.04	38.90	53.60	36.39	34.73	------	------	Average	0.00
3	11172.560	14.73	39.45	53.45	35.10	35.83	54.00	-18.17	Average	0.00
4	14533.910	16.79	40.20	54.10	34.08	36.97	------	------	Average	0.00
5	16745.210	17.53	38.55	53.85	33.63	35.86	------	------	Average	0.00
6	pp18000.000	18.35	42.60	54.30	31.83	38.48	54.00	-15.52	Average	0.00

Unless otherwise agreed in writing, this document is issued by the Company subject to its General Conditions of Service printed overleaf, available on request or accessible at https://www.sgs.com/en/Terms-and-Conditions. Attention is drawn to the limitation of liability, indemnification and jurisdiction issues defined therein. Any holder of this document is advised that information contained hereon reflects the Company's findings at the time of its intervention only and within the limits of Client's instructions, if any. The Company's sole responsibility is to its Client and this document does not exonerate parties to a transaction from exercising all their rights and obligations under the transaction documents. This document cannot be reproduced except in full, without prior written approval of the Company. Any unauthorized alteration, forgery or falsification of the content or appearance of this document is unlawful and offenders may be prosecuted to the fullest extent of the law. Unless otherwise stated the results shown in this test report refer only to the sample(s) tested and such sample(s) are retained for 30 days only.
Attention: To check the authenticity of testing /inspection report & certificate, please contact us at telephone: (86-755) 8307 1443, or email: CN.Doccheck@sgs.com
SGS-CSTC Standards Technical Services Co.,Ltd. Shenzhen Branch
No.1 Workshop, M-10, Middle Section, Science & Technology Park, Nanshan District, Shenzhen, Guangdong, China 518057 t (86-755) 26012053 f (86-755) 26710594 www.sgsgroup.com.cn
中国·广东·深圳市南山区科技园中区M-10栋1号厂房 邮编:518057 t (86-755) 26012053 f (86-755) 26710594 sgs.china@sgs.com
Member of the SGS Group (SGS SA)

11a_TX_CH_140_Horizontal-Peak

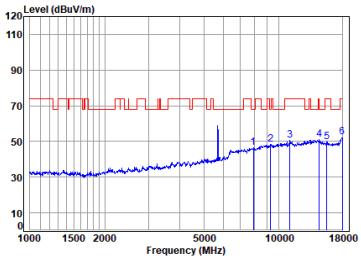

Condition: 3m HORIZONTAL
Job No : 05646WM/05647WM
Mode : 5700 TX RSE
: 5G Wi-Fi 11a

	Freq	Cable Loss	Ant Factor	Preamp Factor	Read Level	Level	Limit Line	Over Limit	Remark	Aux Factor
	MHz	dB	dB/m	dB	dBuV	dBuV/m	dBuV/m	dB		dB
1	7920.911	11.54	37.30	55.94	53.54	46.44	68.20	-21.76	Peak	0.00
2	9285.710	12.19	38.70	54.37	51.98	48.50	68.20	-19.70	Peak	0.00
3	11108.160	14.67	39.32	53.47	49.97	50.49	74.00	-23.51	Peak	0.00
4	pp14533.910	16.79	40.20	54.10	48.25	51.14	68.20	-17.06	Peak	0.00
5	15622.990	17.19	38.75	53.85	47.65	49.74	74.00	-24.26	Peak	0.00
6	18000.000	18.35	42.60	54.30	45.67	52.32	74.00	-21.68	Peak	0.00

11a_TX_CH_140_Horizontal-Avg

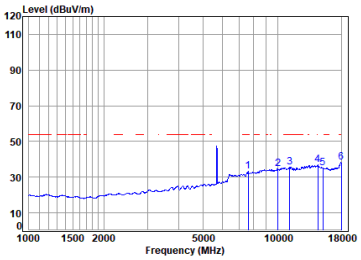

Condition: 3m HORIZONTAL
Job No : 05646WM/05647WM
Mode : 5700 TX RSE
: 5G Wi-Fi 11a

	Freq	Cable Loss	Ant Factor	Preamp Factor	Read Level	Level	Limit Line	Over Limit	Remark	Aux Factor
	MHz	dB	dB/m	dB	dBuV	dBuV/m	dBuV/m	dB		dB
1	7606.788	11.11	36.77	56.13	41.72	33.47	54.00	-20.53	Average	0.00
2	10010.420	13.04	38.90	53.60	36.25	34.59	------	------	Average	0.00
3	11172.560	14.73	39.45	53.45	34.95	35.68	54.00	-18.32	Average	0.00
4	14491.960	17.07	40.22	54.10	33.79	36.98	54.00	-17.02	Average	0.00
5	15177.890	16.70	39.32	54.03	33.29	35.28	------	------	Average	0.00
6	pp18000.000	18.35	42.60	54.30	31.86	38.51	54.00	-15.49	Average	0.00

11a_TX_CH_140_Vertical-Peak

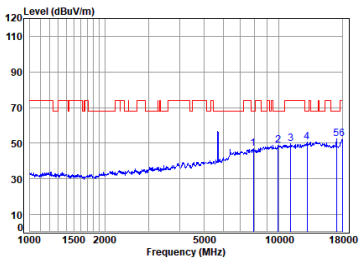

Condition: 3m VERTICAL
Job No : 05646WM/05647WM
Mode : 5700 TX RSE
: 5G Wi-Fi 11a

	Freq	Cable Loss	Ant Factor	Preamp Factor	Read Level	Level	Limit Line	Over Limit	Remark	Aux Factor
	MHz	dB	dB/m	dB	dBuV	dBuV/m	dBuV/m	dB		dB
1	7898.049	11.54	37.29	55.96	53.90	46.77	68.20	-21.43	Peak	0.00
2	9952.717	12.91	38.71	53.65	50.70	48.67	68.20	-19.53	Peak	0.00
3	11172.560	14.73	39.45	53.45	48.94	49.67	74.00	-24.33	Peak	0.00
4	12984.540	15.88	40.10	53.79	48.41	50.60	68.20	-17.60	Peak	0.00
5	pp17087.460	18.42	38.89	53.94	48.96	52.33	68.20	-15.87	Peak	0.00
6	18000.000	18.35	42.60	54.30	45.65	52.30	74.00	-21.70	Peak	0.00

11a_TX_CH_140_Vertical-Avg

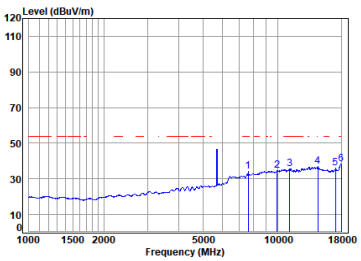

Condition: 3m VERTICAL
Job No : 05646WM/05647WM
Mode : 5700 TX RSE
: 5G Wi-Fi 11a

	Freq	Cable Loss	Ant Factor	Preamp Factor	Read Level	Level	Limit Line	Over Limit	Remark	Aux Factor
	MHz	dB	dB/m	dB	dBuV	dBuV/m	dBuV/m	dB		dB
1	7606.788	11.11	36.77	56.13	42.34	34.09	54.00	-19.91	Average	0.00
2	9952.717	12.91	38.71	53.65	36.64	34.61	------	------	Average	0.00
3	11172.560	14.73	39.45	53.45	34.91	35.64	54.00	-18.36	Average	0.00
4	14491.960	17.07	40.22	54.10	33.85	37.04	54.00	-16.96	Average	0.00
5	17087.460	18.42	38.89	53.94	32.84	36.21	------	------	Average	0.00
6	pp18000.000	18.35	42.60	54.30	31.80	38.45	54.00	-15.55	Average	0.00

Unless otherwise agreed in writing, this document is issued by the Company subject to its General Conditions of Service printed overleaf, available on request or accessible at https://www.sgs.com/en/Terms-and-Conditions. Attention is drawn to the limitation of liability, indemnification and jurisdiction issues defined therein. Any holder of this document is advised that information contained hereon reflects the Company's findings at the time of its intervention only and within the limits of Client's instructions, if any. The Company's sole responsibility is to its Client and this document does not exonerate parties to a transaction from exercising all their rights and obligations under the transaction documents. This document cannot be reproduced except in full, without prior written approval of the Company. Any unauthorized alteration, forgery or falsification of the content or appearance of this document is unlawful and offenders may be prosecuted to the fullest extent of the law. Unless otherwise stated the results shown in this test report refer only to the sample(s) tested and such sample(s) are retained for 30 days only.
Attention: To check the authenticity of testing /inspection report & certificate, please contact us at telephone: (86-755) 8307 1443, or email: CN.Doccheck@sgs.com
SGS-CSTC Standards Technical Services Co.,Ltd. Shenzhen Branch
No.1 Workshop, M-10, Middle Section, Science & Technology Park, Nanshan District, Shenzhen, Guangdong, China 518057 t (86-755) 26012053 f (86-755) 26710594 www.sgsgroup.com.cn
中国・广东・深圳市南山区科技园中区M-10栋1号厂房 邮编:518057 t (86-755) 26012053 f (86-755) 26710594 sgs.china@sgs.com
Member of the SGS Group (SGS SA)

11a_Straddle_TX_CH_144_Horizontal-Peak

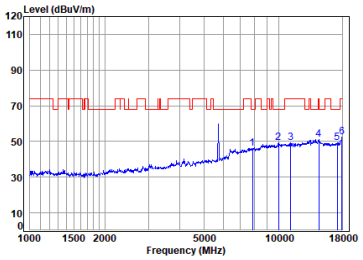

Condition: 3m HORIZONTAL
Job No : 05646WM/05647WM
Mode : 5720 TX RSE
: 5G Wi-Fi 11a

	Freq	Cable Loss	Ant Factor	Preamp Factor	Read Level	Level	Limit Line	Over Limit	Remark	Aux Factor
	MHz	dB	dB/m	dB	dBuV	dBuV/m	dBuV/m	dB		dB
1	7852.524	11.43	37.11	55.98	53.54	46.10	68.20	-22.10	Peak	0.00
2 pp	9981.525	12.97	38.83	53.62	50.92	49.10	68.20	-19.10	Peak	0.00
3	11172.560	14.73	39.45	53.45	48.55	49.28	74.00	-24.72	Peak	0.00
4	14491.960	17.07	40.22	54.10	47.84	51.03	74.00	-22.97	Peak	0.00
5	17186.530	17.91	38.99	53.98	46.18	49.10	68.20	-19.10	Peak	0.00
6	17948.050	18.30	42.29	54.28	46.18	52.49	74.00	-21.51	Peak	0.00

11a_Straddle_TX_CH_144_Horizontal-Avg

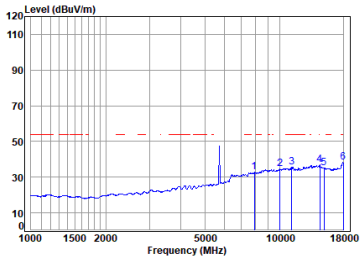

Condition: 3m HORIZONTAL
Job No : 05646WM/05647WM
Mode : 5720 TX RSE
: 5G Wi-Fi 11a

	Freq	Cable Loss	Ant Factor	Preamp Factor	Read Level	Level	Limit Line	Over Limit	Remark	Aux Factor
	MHz	dB	dB/m	dB	dBuV	dBuV/m	dBuV/m	dB		dB
1	7920.911	11.54	37.30	55.94	39.82	32.72	------	------	Average	0.00
2	10010.420	13.04	38.90	53.60	36.13	34.47	------	------	Average	0.00
3	11172.560	14.73	39.45	53.45	34.78	35.51	54.00	-18.49	Average	0.00
4	14491.960	17.07	40.22	54.10	33.64	36.83	54.00	-17.17	Average	0.00
5	15090.400	16.70	39.41	54.06	32.99	35.04	------	------	Average	0.00
6 pp	18000.000	18.35	42.60	54.30	31.78	38.43	54.00	-15.57	Average	0.00

11a_Straddle_TX_CH_144_Vertical-Peak

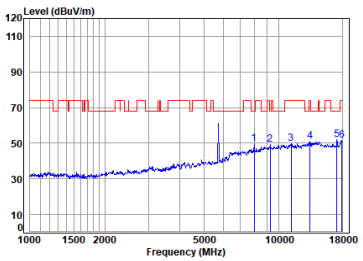

Condition: 3m VERTICAL
Job No : 05646WM/05647WM
Mode : 5720 TX RSE
: 5G Wi-Fi 11a

	Freq	Cable Loss	Ant Factor	Preamp Factor	Read Level	Level	Limit Line	Over Limit	Remark	Aux Factor
	MHz	dB	dB/m	dB	dBuV	dBuV/m	dBuV/m	dB		dB
1	7966.832	11.55	37.27	55.92	56.95	49.85	68.20	-18.35	Peak	0.00
2	9258.909	12.23	38.70	54.40	52.89	49.42	68.20	-18.78	Peak	0.00
3	11204.900	14.75	39.50	53.44	48.89	49.70	74.00	-24.30	Peak	0.00
4	13365.320	16.13	40.40	53.91	48.49	51.11	74.00	-22.89	Peak	0.00
5 pp	17136.920	18.23	38.94	53.96	48.59	51.80	68.20	-16.40	Peak	0.00
6	17948.050	18.30	42.29	54.28	45.28	51.59	74.00	-22.41	Peak	0.00

11a_Straddle_TX_CH_144_Vertical-Avg

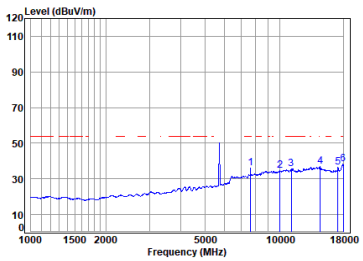

Condition: 3m VERTICAL
Job No : 05646WM/05647WM
Mode : 5720 TX RSE
: 5G Wi-Fi 11a

	Freq	Cable Loss	Ant Factor	Preamp Factor	Read Level	Level	Limit Line	Over Limit	Remark	Aux Factor
	MHz	dB	dB/m	dB	dBuV	dBuV/m	dBuV/m	dB		dB
1	7628.806	11.19	36.68	56.11	44.25	36.01	54.00	-17.99	Average	0.00
2	10010.420	13.04	38.90	53.60	36.17	34.51	------	------	Average	0.00
3	11140.310	14.70	39.38	53.46	34.88	35.50	54.00	-18.50	Average	0.00
4	14533.910	16.79	40.20	54.10	33.96	36.85	------	------	Average	0.00
5	17136.920	18.23	38.94	53.96	33.34	36.55	------	------	Average	0.00
6 pp	18000.000	18.35	42.60	54.30	31.67	38.32	54.00	-15.68	Average	0.00

Unless otherwise agreed in writing, this document is issued by the Company subject to its General Conditions of Service printed overleaf, available on request or accessible at https://www.sgs.com/en/Terms-and-Conditions. Attention is drawn to the limitation of liability, indemnification and jurisdiction issues defined therein. Any holder of this document is advised that information contained hereon reflects the Company's findings at the time of its intervention only and within the limits of Client's instructions, if any. The Company's sole responsibility is to its Client and this document does not exonerate parties to a transaction from exercising all their rights and obligations under the transaction documents. This document cannot be reproduced except in full, without prior written approval of the Company. Any unauthorized alteration, forgery or falsification of the content or appearance of this document is unlawful and offenders may be prosecuted to the fullest extent of the law. Unless otherwise stated the results shown in this test report refer only to the sample(s) tested and such sample(s) are retained for 30 days only.
Attention: To check the authenticity of testing /inspection report & certificate, please contact us at telephone: (86-755) 8307 1443, or email: CN.Doccheck@sgs.com
No.1 Workshop, M-10, Middle Section, Science & Technology Park, Nanshan District, Shenzhen, Guangdong, China 518057 t (86-755) 26012053 f (86-755) 26710594 www.sgsgroup.com.cn
中国·广东·深圳市南山区科技园中区M-10栋1号厂房 邮编:518057 t (86-755) 26012053 f (86-755) 26710594 sgs.china@sgs.com
Member of the SGS Group (SGS SA)

11ac_40M_Straddle_TX_CH_142_Horizontal-Peak

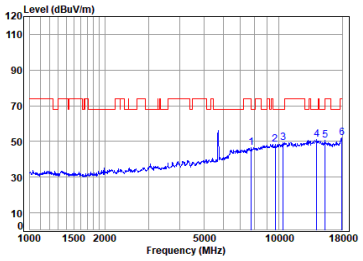

Condition: 3m HORIZONTAL
Job No : 05646WM/05647WM
Mode : 5710 TX RSE
: 5G Wi-Fi 11ac40

	Freq	Cable Loss	Ant Factor	Preamp Factor	Read Level	Level	Limit Line	Over Limit	Remark	Aux Factor
	MHz	dB	dB/m	dB	dBuV	dBuV/m	dBuV/m	dB		dB
1	7762.260	11.36	37.00	56.04	54.32	46.64	68.20	-21.56	Peak	0.00
2	9697.151	12.69	38.51	53.92	51.24	48.52	68.20	-19.68	Peak	0.00
3	10423.800	13.62	39.22	53.56	50.21	49.49	68.20	-18.71	Peak	0.00
4	pp14242.800	16.12	40.46	54.10	48.66	51.14	68.20	-17.06	Peak	0.00
5	15354.390	16.84	39.09	53.96	48.62	50.59	74.00	-23.41	Peak	0.00
6	17948.050	18.30	42.29	54.28	45.83	52.14	74.00	-21.86	Peak	0.00

11ac_40M_Straddle_TX_CH_142_Horizontal-Avg

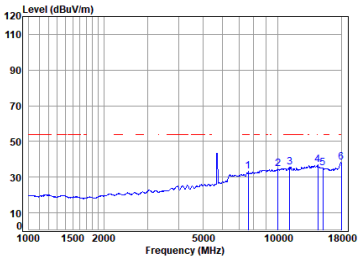

Condition: 3m HORIZONTAL
Job No : 05646WM/05647WM
Mode : 5710 TX RSE
: 5G Wi-Fi 11ac40

	Freq	Cable Loss	Ant Factor	Preamp Factor	Read Level	Level	Limit Line	Over Limit	Remark	Aux Factor
	MHz	dB	dB/m	dB	dBuV	dBuV/m	dBuV/m	dB		dB
1	7606.788	11.11	36.77	56.13	41.44	33.19	54.00	-20.81	Average	0.00
2	10010.420	13.04	38.90	53.60	36.15	34.49	------	------	Average	0.00
3	11172.560	14.73	39.45	53.45	34.71	35.44	54.00	-18.56	Average	0.00
4	14491.960	17.07	40.22	54.10	33.73	36.92	54.00	-17.08	Average	0.00
5	15177.890	16.70	39.32	54.03	33.11	35.10	------	------	Average	0.00
6	pp18000.000	18.35	42.60	54.30	31.67	38.32	54.00	-15.68	Average	0.00

11ac_40M_Straddle_TX_CH_142_Vertical-Peak

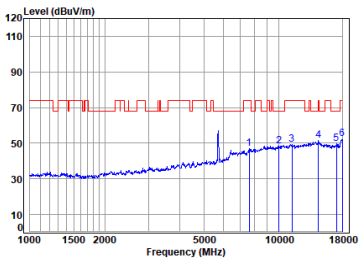

Condition: 3m VERTICAL
Job No : 05646WM/05647WM
Mode : 5710 TX RSE
: 5G Wi-Fi 11ac40

	Freq	Cable Loss	Ant Factor	Preamp Factor	Read Level	Level	Limit Line	Over Limit	Remark	Aux Factor
	MHz	dB	dB/m	dB	dBuV	dBuV/m	dBuV/m	dB		dB
1	7606.788	11.11	36.77	56.13	55.11	46.86	74.00	-27.14	Peak	0.00
2	10010.420	13.04	38.90	53.60	50.14	48.48	68.20	-19.72	Peak	0.00
3	11302.480	14.63	39.40	53.41	48.77	49.39	74.00	-24.61	Peak	0.00
4	pp14450.130	16.98	40.30	54.10	48.29	51.47	68.20	-16.73	Peak	0.00
5	17087.460	18.42	38.89	53.94	46.19	49.56	68.20	-18.64	Peak	0.00
6	18000.000	18.35	42.60	54.30	45.65	52.30	74.00	-21.70	Peak	0.00

11ac_40M_Straddle_TX_CH_142_Vertical-Avg

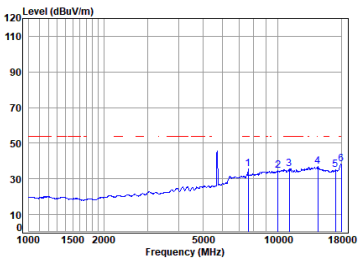

Condition: 3m VERTICAL
Job No : 05646WM/05647WM
Mode : 5710 TX RSE
: 5G Wi-Fi 11ac40

	Freq	Cable Loss	Ant Factor	Preamp Factor	Read Level	Level	Limit Line	Over Limit	Remark	Aux Factor
	MHz	dB	dB/m	dB	dBuV	dBuV/m	dBuV/m	dB		dB
1	7606.788	11.11	36.77	56.13	43.93	35.68	54.00	-18.32	Average	0.00
2	10010.420	13.04	38.90	53.60	36.12	34.46	------	------	Average	0.00
3	11140.310	14.70	39.38	53.46	34.92	35.54	54.00	-18.46	Average	0.00
4	14491.960	17.07	40.22	54.10	33.72	36.91	54.00	-17.09	Average	0.00
5	17087.460	18.42	38.89	53.94	31.75	35.12	------	------	Average	0.00
6	pp18000.000	18.35	42.60	54.30	31.74	38.39	54.00	-15.61	Average	0.00

Unless otherwise agreed in writing, this document is issued by the Company subject to its General Conditions of Service printed overleaf, available on request or accessible at https://www.sgs.com/en/Terms-and-Conditions. Attention is drawn to the limitation of liability, indemnification and jurisdiction issues defined therein. Any holder of this document is advised that information contained hereon reflects the Company's findings at the time of its intervention only and within the limits of Client's instructions, if any. The Company's sole responsibility is to its Client and this document does not exonerate parties to a transaction from exercising all their rights and obligations under the transaction documents. This document cannot be reproduced except in full, without prior written approval of the Company. Any unauthorized alteration, forgery or falsification of the content or appearance of this document is unlawful and offenders may be prosecuted to the fullest extent of the law. Unless otherwise stated the results shown in this test report refer only to the sample(s) tested and such sample(s) are retained for 30 days only.
Attention: To check the authenticity of testing /inspection report & certificate, please contact us at telephone: (86-755) 8307 1443, or email: CN.Doccheck@sgs.com
SGS-CSTC Standards Technical Services Co.,Ltd. Shenzhen Branch
No.1 Workshop, M-10, Middle Section, Science & Technology Park, Nanshan District, Shenzhen, Guangdong, China 518057 t (86-755) 26012053 f (86-755) 26710594 www.sgsgroup.com.cn
中国·广东·深圳市南山区科技园中区M-10栋1号厂房 邮编:518057 t (86-755) 26012053 f (86-755) 26710594 sgs.china@sgs.com
Member of the SGS Group (SGS SA)

11ac_80M_Straddle_TX_CH_138_Horizontal-Peak

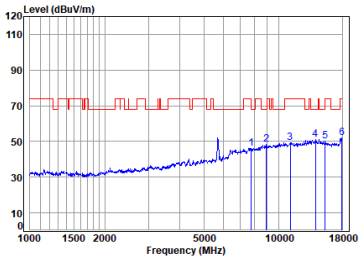

Condition: 3m HORIZONTAL
Job No : 05646WM/05647WM
Mode : 5690 TX RSE
: 5G Wi-Fi 11ac80

	Freq	Cable Loss	Ant Factor	Preamp Factor	Read Level	Level	Limit Line	Over Limit	Remark	Aux Factor
	MHz	dB	dB/m	dB	dBuV	dBuV/m	dBuV/m	dB		dB
1	7762.260	11.36	37.00	56.04	53.79	46.11	68.20	-22.09	Peak	0.00
2	8917.462	12.21	38.43	54.79	52.62	48.47	68.20	-19.73	Peak	0.00
3	11140.310	14.70	39.38	53.46	48.72	49.34	74.00	-24.66	Peak	0.00
4	pp14038.450	16.51	40.52	54.10	48.06	50.99	68.20	-17.21	Peak	0.00
5	15354.390	16.84	39.09	53.96	48.02	49.99	74.00	-24.01	Peak	0.00
6	17948.050	18.30	42.29	54.28	45.81	52.12	74.00	-21.88	Peak	0.00

11ac_80M_Straddle_TX_CH_138_Horizontal-Avg

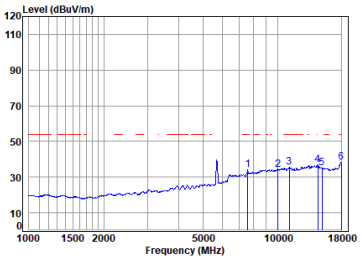

Condition: 3m HORIZONTAL
Job No : 05646WM/05647WM
Mode : 5690 TX RSE
: 5G Wi-Fi 11ac80

	Freq	Cable Loss	Ant Factor	Preamp Factor	Read Level	Level	Limit Line	Over Limit	Remark	Aux Factor
	MHz	dB	dB/m	dB	dBuV	dBuV/m	dBuV/m	dB		dB
1	7584.833	11.11	36.74	56.14	42.71	34.42	54.00	-19.58	Average	0.00
2	10010.420	13.04	38.90	53.60	36.10	34.44	------	------	Average	0.00
3	11140.310	14.70	39.38	53.46	34.94	35.56	54.00	-18.44	Average	0.00
4	14491.960	17.07	40.22	54.10	33.64	36.83	54.00	-17.17	Average	0.00
5	15090.400	16.70	39.41	54.06	33.02	35.07	------	------	Average	0.00
6	pp18000.000	18.35	42.60	54.30	31.78	38.43	54.00	-15.57	Average	0.00

11ac_80M_Straddle_TX_CH_138_Vertical-Peak

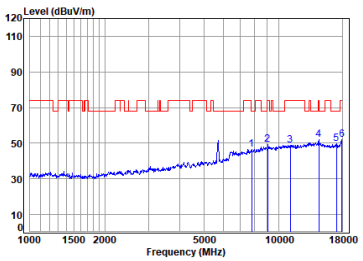

Condition: 3m VERTICAL
Job No : 05646WM/05647WM
Mode : 5690 TX RSE
: 5G Wi-Fi 11ac80

	Freq	Cable Loss	Ant Factor	Preamp Factor	Read Level	Level	Limit Line	Over Limit	Remark	Aux Factor
	MHz	dB	dB/m	dB	dBuV	dBuV/m	dBuV/m	dB		dB
1	7784.729	11.33	37.00	56.02	54.40	46.71	68.20	-21.49	Peak	0.00
2	9047.272	12.14	38.59	54.65	53.06	49.14	74.00	-24.86	Peak	0.00
3	11140.310	14.70	39.38	53.46	48.30	48.92	74.00	-25.08	Peak	0.00
4	14491.960	17.07	40.22	54.10	48.65	51.84	74.00	-22.16	Peak	0.00
5	pp17087.460	18.42	38.89	53.94	46.23	49.60	68.20	-18.60	Peak	0.00
6	17948.050	18.30	42.29	54.28	45.88	52.19	74.00	-21.81	Peak	0.00

11ac_80M_Straddle_TX_CH_138_Vertical-Avg

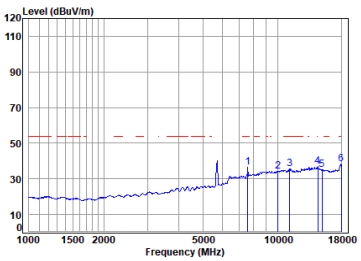

Condition: 3m VERTICAL
Job No : 05646WM/05647WM
Mode : 5690 TX RSE
: 5G Wi-Fi 11ac80

	Freq	Cable Loss	Ant Factor	Preamp Factor	Read Level	Level	Limit Line	Over Limit	Remark	Aux Factor
	MHz	dB	dB/m	dB	dBuV	dBuV/m	dBuV/m	dB		dB
1	7584.833	11.11	36.74	56.14	44.70	36.41	54.00	-17.59	Average	0.00
2	10010.420	13.04	38.90	53.60	36.07	34.41	------	------	Average	0.00
3	11172.560	14.73	39.45	53.45	34.73	35.46	54.00	-18.54	Average	0.00
4	14491.960	17.07	40.22	54.10	33.72	36.91	54.00	-17.09	Average	0.00
5	15090.400	16.70	39.41	54.06	32.94	34.99	------	------	Average	0.00
6	pp18000.000	18.35	42.60	54.30	31.62	38.27	54.00	-15.73	Average	0.00

Unless otherwise agreed in writing, this document is issued by the Company subject to its General Conditions of Service printed overleaf, available on request or accessible at https://www.sgs.com/en/Terms-and-Conditions. Attention is drawn to the limitation of liability, indemnification and jurisdiction issues defined therein. Any holder of this document is advised that information contained hereon reflects the Company's findings at the time of its intervention only and within the limits of Client's instructions, if any. The Company's sole responsibility is to its Client and this document does not exonerate parties to a transaction from exercising all their rights and obligations under the transaction documents. This document cannot be reproduced except in full, without prior written approval of the Company. Any unauthorized alteration, forgery or falsification of the content or appearance of this document is unlawful and offenders may be prosecuted to the fullest extent of the law. Unless otherwise stated the results shown in this test report refer only to the sample(s) tested and such sample(s) are retained for 30 days only.
Attention: To check the authenticity of testing /inspection report & certificate, please contact us at telephone: (86-755) 8307 1443, or email: CN.Doccheck@sgs.com
SGS-CSTC Standards Technical Services Co.,Ltd. Shenzhen Branch
No.1 Workshop, M-10, Middle Section, Science & Technology Park, Nanshan District, Shenzhen, Guangdong, China 518057 t (86-755) 26012053 f (86-755) 26710594 www.sgsgroup.com.cn
中国・广东・深圳市南山区科技园中区M-10栋1号厂房 邮编:518057 t (86-755) 26012053 f (86-755) 26710594 sgs.china@sgs.com
Member of the SGS Group (SGS SA)

11a_TX_CH_149_Horizontal-Peak

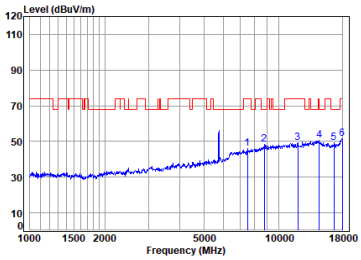

Condition: 3m HORIZONTAL
Job No : 05646WM/05647WM
Mode : 5745 TX RSE
: 5.8G Wi-Fi 11a

	Freq	Cable Loss	Ant Factor	Preamp Factor	Read Level	Level	Limit Line	Over Limit	Remark	Aux Factor
	MHz	dB	dB/m	dB	dBuV	dBuV/m	dBuV/m	dB		dB
1	7497.646	11.24	36.80	56.19	54.01	45.86	74.00	-28.14	Peak	0.00
2	8764.146	12.19	38.30	54.97	52.88	48.40	68.20	-19.80	Peak	0.00
3	11940.540	14.77	39.12	53.22	48.39	49.06	74.00	-24.94	Peak	0.00
4	pp14533.910	16.79	40.20	54.10	47.66	50.55	68.20	-17.65	Peak	0.00
5	16696.880	17.59	38.50	53.84	47.25	49.50	68.20	-18.70	Peak	0.00
6	18000.000	18.35	42.60	54.30	45.09	51.74	74.00	-22.26	Peak	0.00

11a_TX_CH_149_Horizontal-Avg

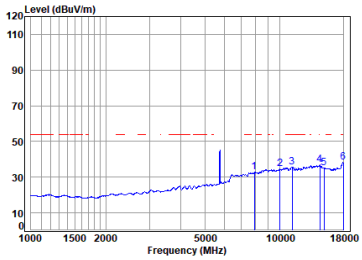

Condition: 3m HORIZONTAL
Job No : 05646WM/05647WM
Mode : 5745 TX RSE
: 5.8G Wi-Fi 11a

	Freq	Cable Loss	Ant Factor	Preamp Factor	Read Level	Level	Limit Line	Over Limit	Remark	Aux Factor
	MHz	dB	dB/m	dB	dBuV	dBuV/m	dBuV/m	dB		dB
1	7920.911	11.54	37.30	55.94	39.85	32.75	------	------	Average	0.00
2	10010.420	13.04	38.90	53.60	36.27	34.61	------	------	Average	0.00
3	11204.900	14.75	39.50	53.44	34.77	35.58	54.00	-18.42	Average	0.00
4	14491.960	17.07	40.22	54.10	33.85	37.04	54.00	-16.96	Average	0.00
5	15090.400	16.70	39.41	54.06	33.11	35.16	------	------	Average	0.00
6	pp18000.000	18.35	42.60	54.30	31.88	38.53	54.00	-15.47	Average	0.00

11a_TX_CH_149_Vertical-Peak

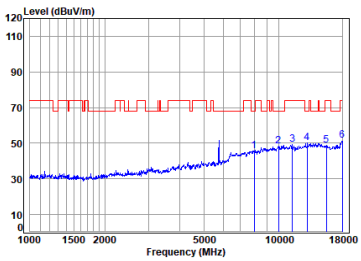

Condition: 3m VERTICAL
Job No : 05646WM/05647WM
Mode : 5745 TX RSE
: 5.8G Wi-Fi 11a

	Freq	Cable Loss	Ant Factor	Preamp Factor	Read Level	Level	Limit Line	Over Limit	Remark	Aux Factor
	MHz	dB	dB/m	dB	dBuV	dBuV/m	dBuV/m	dB		dB
1	7989.893	11.56	37.22	55.91	52.74	45.61	68.20	-22.59	Peak	0.00
2	9981.525	12.97	38.83	53.62	50.02	48.20	68.20	-20.00	Peak	0.00
3	11368.000	14.35	39.33	53.39	48.94	49.23	74.00	-24.77	Peak	0.00
4	pp13022.130	15.82	40.10	53.81	48.06	50.17	68.20	-18.03	Peak	0.00
5	15532.940	16.98	38.87	53.88	46.83	48.80	74.00	-25.20	Peak	0.00
6	18000.000	18.35	42.60	54.30	44.77	51.42	74.00	-22.58	Peak	0.00

11a_TX_CH_149_Vertical-Avg

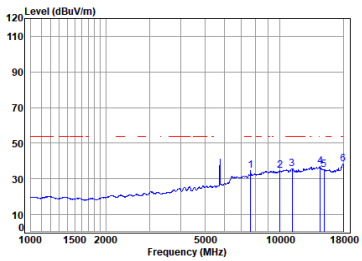

Condition: 3m VERTICAL
Job No : 05646WM/05647WM
Mode : 5745 TX RSE
: 5.8G Wi-Fi 11a

	Freq	Cable Loss	Ant Factor	Preamp Factor	Read Level	Level	Limit Line	Over Limit	Remark	Aux Factor
	MHz	dB	dB/m	dB	dBuV	dBuV/m	dBuV/m	dB		dB
1	7650.888	11.27	36.61	56.10	43.11	34.89	54.00	-19.11	Average	0.00
2	10010.420	13.04	38.90	53.60	36.19	34.53	------	------	Average	0.00
3	11204.900	14.75	39.50	53.44	34.80	35.61	54.00	-18.39	Average	0.00
4	14533.910	16.79	40.20	54.10	34.00	36.89	------	------	Average	0.00
5	15090.400	16.70	39.41	54.06	33.14	35.19	------	------	Average	0.00
6	pp18000.000	18.35	42.60	54.30	31.83	38.48	54.00	-15.52	Average	0.00

Unless otherwise agreed in writing, this document is issued by the Company subject to its General Conditions of Service printed overleaf, available on request or accessible at https://www.sgs.com/en/Terms-and-Conditions. Attention is drawn to the limitation of liability, indemnification and jurisdiction issues defined therein. Any holder of this document is advised that information contained hereon reflects the Company's findings at the time of its intervention only and within the limits of Client's instructions, if any. The Company's sole responsibility is to its Client and this document does not exonerate parties to a transaction from exercising all their rights and obligations under the transaction documents. This document cannot be reproduced except in full, without prior written approval of the Company. Any unauthorized alteration, forgery or falsification of the content or appearance of this document is unlawful and offenders may be prosecuted to the fullest extent of the law. Unless otherwise stated the results shown in this test report refer only to the sample(s) tested and such sample(s) are retained for 30 days only.
Attention: To check the authenticity of testing /inspection report & certificate, please contact us at telephone: (86-755) 8307 1443, or email: CN.Doccheck@sgs.com
SGS-CSTC Standards Technical Services Co.,Ltd. Shenzhen Branch
No.1 Workshop, M-10, Middle Section, Science & Technology Park, Nanshan District, Shenzhen, Guangdong, China 518057 t (86-755) 26012053 f (86-755) 26710594 www.sgsgroup.com.cn
中国・广东・深圳市南山区科技园中区M-10栋1号厂房 邮编:518057 t (86-755) 26012053 f (86-755) 26710594 sgs.china@sgs.com
Member of the SGS Group (SGS SA)

11a_TX_CH_157_Horizontal-Peak

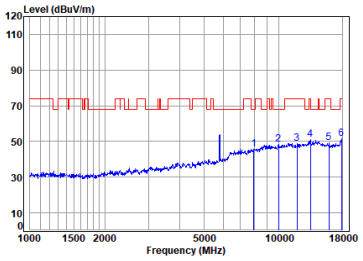

Condition: 3m HORIZONTAL
Job No : 05646WM/05647WM
Mode : 5785 TX RSE
: 5.8G Wi-Fi 11a

	Freq	Cable Loss	Ant Factor	Preamp Factor	Read Level	Level	Limit Line	Over Limit	Remark	Aux Factor
	MHz	dB	dB/m	dB	dBuV	dBuV/m	dBuV/m	dB		dB
1	7943.838	11.55	37.30	55.93	52.68	45.60	68.20	-22.60	Peak	0.00
2	9981.525	12.97	38.83	53.62	50.27	48.45	68.20	-19.75	Peak	0.00
3	11871.710	14.82	39.03	53.24	48.43	49.04	74.00	-24.96	Peak	0.00
4	pp13404.010	15.91	40.50	53.92	48.48	50.97	68.20	-17.23	Peak	0.00
5	15942.300	17.22	38.32	53.72	47.30	49.12	74.00	-24.88	Peak	0.00
6	17896.250	18.25	41.97	54.26	45.58	51.54	74.00	-22.46	Peak	0.00

11a_TX_CH_157_Horizontal-Avg

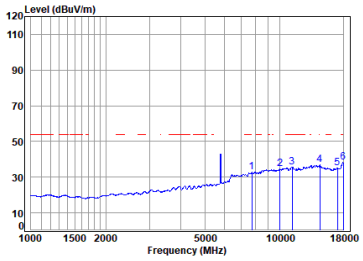

Condition: 3m HORIZONTAL
Job No : 05646WM/05647WM
Mode : 5785 TX RSE
: 5.8G Wi-Fi 11a

	Freq	Cable Loss	Ant Factor	Preamp Factor	Read Level	Level	Limit Line	Over Limit	Remark	Aux Factor
	MHz	dB	dB/m	dB	dBuV	dBuV/m	dBuV/m	dB		dB
1	7717.518	11.43	36.94	56.06	40.66	32.97	54.00	-21.03	Average	0.00
2	10010.420	13.04	38.90	53.60	36.15	34.49	------	------	Average	0.00
3	11204.900	14.75	39.50	53.44	34.81	35.62	54.00	-18.38	Average	0.00
4	14491.960	17.07	40.22	54.10	33.79	36.98	54.00	-17.02	Average	0.00
5	17087.460	18.42	38.89	53.94	31.69	35.06	------	------	Average	0.00
6	pp18000.000	18.35	42.60	54.30	31.79	38.44	54.00	-15.56	Average	0.00

11a_TX_CH_157_Vertical-Peak

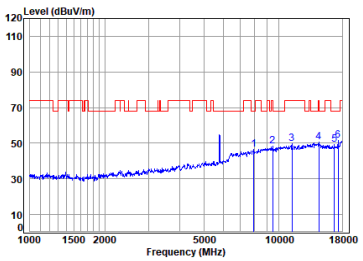

Condition: 3m VERTICAL
Job No : 05646WM/05647WM
Mode : 5785 TX RSE
: 5.8G Wi-Fi 11a

	Freq	Cable Loss	Ant Factor	Preamp Factor	Read Level	Level	Limit Line	Over Limit	Remark	Aux Factor
	MHz	dB	dB/m	dB	dBuV	dBuV/m	dBuV/m	dB		dB
1	7943.838	11.55	37.30	55.93	53.52	46.44	68.20	-21.76	Peak	0.00
2	9448.149	12.43	38.90	54.19	51.16	48.30	74.00	-25.70	Peak	0.00
3	11302.480	14.63	39.40	53.41	49.07	49.69	74.00	-24.31	Peak	0.00
4	14491.960	17.07	40.22	54.10	47.24	50.43	74.00	-23.57	Peak	0.00
5	16745.210	17.53	38.55	53.85	46.83	49.06	68.20	-19.14	Peak	0.00
6	pp17336.200	17.90	39.07	54.04	48.74	51.67	68.20	-16.53	Peak	0.00

11a_TX_CH_157_Vertical-Avg

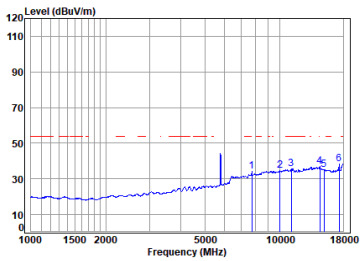

Condition: 3m VERTICAL
Job No : 05646WM/05647WM
Mode : 5785 TX RSE
: 5.8G Wi-Fi 11a

	Freq	Cable Loss	Ant Factor	Preamp Factor	Read Level	Level	Limit Line	Over Limit	Remark	Aux Factor
	MHz	dB	dB/m	dB	dBuV	dBuV/m	dBuV/m	dB		dB
1	7717.518	11.43	36.94	56.06	41.91	34.22	54.00	-19.78	Average	0.00
2	10010.420	13.04	38.90	53.60	36.17	34.51	------	------	Average	0.00
3	11140.310	14.70	39.38	53.46	35.02	35.64	54.00	-18.36	Average	0.00
4	pp14491.960	17.07	40.22	54.10	33.76	36.95	54.00	-17.05	Average	0.00
5	15090.400	16.70	39.41	54.06	32.99	35.04	------	------	Average	0.00
6	17336.200	17.90	39.07	54.04	35.42	38.35	------	------	Average	0.00

Unless otherwise agreed in writing, this document is issued by the Company subject to its General Conditions of Service printed overleaf, available on request or accessible at https://www.sgs.com/en/Terms-and-Conditions. Attention is drawn to the limitation of liability, indemnification and jurisdiction issues defined therein. Any holder of this document is advised that information contained hereon reflects the Company's findings at the time of its intervention only and within the limits of Client's instructions, if any. The Company's sole responsibility is to its Client and this document does not exonerate parties to a transaction from exercising all their rights and obligations under the transaction documents. This document cannot be reproduced except in full, without prior written approval of the Company. Any unauthorized alteration, forgery or falsification of the content or appearance of this document is unlawful and offenders may be prosecuted to the fullest extent of the law. Unless otherwise stated the results shown in this test report refer only to the sample(s) tested and such sample(s) are retained for 30 days only.
Attention: To check the authenticity of testing /inspection report & certificate, please contact us at telephone: (86-755) 8307 1443, or email: CN.Doccheck@sgs.com
SGS-CSTC Standards Technical Services Co.,Ltd. Shenzhen Branch
No.1 Workshop, M-10, Middle Section, Science & Technology Park, Nanshan District, Shenzhen, Guangdong, China 518057 t (86-755) 26012053 f (86-755) 26710594 www.sgsgroup.com.cn
中国・广东・深圳市南山区科技园中区M-10栋1号厂房 邮编:518057 t (86-755) 26012053 f (86-755) 26710594 sgs.china@sgs.com
Member of the SGS Group (SGS SA)

11a_TX_CH_165_Horizontal-Peak

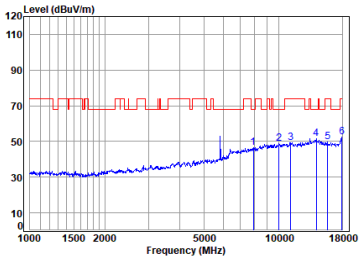

Condition: 3m HORIZONTAL
Job No : 05646WM/05647WM
Mode : 5825 TX RSE
: 5.8G Wi-Fi 11a

	Freq	Cable Loss	Ant Factor	Preamp Factor	Read Level	Level	Limit Line	Over Limit	Remark	Aux Factor
	MHz	dB	dB/m	dB	dBuV	dBuV/m	dBuV/m	dB		dB
1	7920.911	11.54	37.30	55.94	53.69	46.59	68.20	-21.61	Peak	0.00
2	10010.420	13.04	38.90	53.60	50.30	48.64	68.20	-19.56	Peak	0.00
3	11172.560	14.73	39.45	53.45	48.51	49.24	74.00	-24.76	Peak	0.00
4	pp14160.710	16.18	40.46	54.10	48.94	51.48	68.20	-16.72	Peak	0.00
5	15713.560	17.24	38.60	53.81	47.60	49.63	74.00	-24.37	Peak	0.00
6	17948.050	18.30	42.29	54.28	45.94	52.25	74.00	-21.75	Peak	0.00

11a_TX_CH_165_Horizontal-Avg

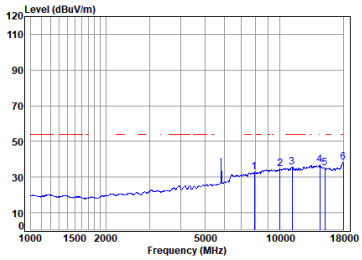

Condition: 3m HORIZONTAL
Job No : 05646WM/05647WM
Mode : 5825 TX RSE
: 5.8G Wi-Fi 11a

	Freq	Cable Loss	Ant Factor	Preamp Factor	Read Level	Level	Limit Line	Over Limit	Remark	Aux Factor
	MHz	dB	dB/m	dB	dBuV	dBuV/m	dBuV/m	dB		dB
1	7920.911	11.54	37.30	55.94	39.84	32.74	------	------	Average	0.00
2	10010.420	13.04	38.90	53.60	36.26	34.60	------	------	Average	0.00
3	11204.900	14.75	39.50	53.44	34.71	35.52	54.00	-18.48	Average	0.00
4	14491.960	17.07	40.22	54.10	33.73	36.92	54.00	-17.08	Average	0.00
5	15177.890	16.70	39.32	54.03	33.13	35.12	------	------	Average	0.00
6	pp18000.000	18.35	42.60	54.30	31.79	38.44	54.00	-15.56	Average	0.00

11a_TX_CH_165_Vertical-Peak

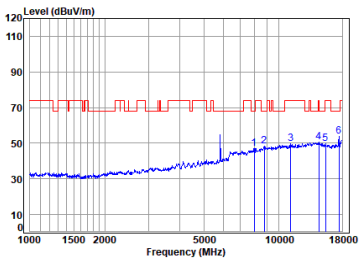

Condition: 3m VERTICAL
Job No : 05646WM/05647WM
Mode : 5825 TX RSE
: 5.8G Wi-Fi 11a

	Freq	Cable Loss	Ant Factor	Preamp Factor	Read Level	Level	Limit Line	Over Limit	Remark	Aux Factor
	MHz	dB	dB/m	dB	dBuV	dBuV/m	dBuV/m	dB		dB
1	7989.893	11.56	37.22	55.91	53.95	46.82	68.20	-21.38	Peak	0.00
2	8738.852	12.15	38.30	55.00	52.88	48.33	68.20	-19.87	Peak	0.00
3	11172.560	14.73	39.45	53.45	48.98	49.71	74.00	-24.29	Peak	0.00
4	14491.960	17.07	40.22	54.10	47.43	50.62	74.00	-23.38	Peak	0.00
5	15443.410	16.82	38.96	53.92	47.83	49.69	74.00	-24.31	Peak	0.00
6	pp17487.180	18.02	39.37	54.10	50.51	53.80	68.20	-14.40	Peak	0.00

11a_TX_CH_165_Vertical-Avg

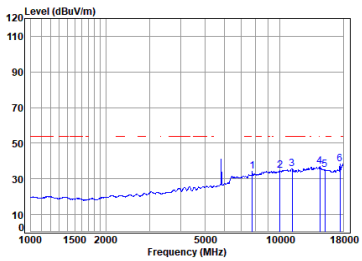

Condition: 3m VERTICAL
Job No : 05646WM/05647WM
Mode : 5825 TX RSE
: 5.8G Wi-Fi 11a

	Freq	Cable Loss	Ant Factor	Preamp Factor	Read Level	Level	Limit Line	Over Limit	Remark	Aux Factor
	MHz	dB	dB/m	dB	dBuV	dBuV/m	dBuV/m	dB		dB
1	7762.260	11.36	37.00	56.04	42.09	34.41	------	------	Average	0.00
2	10010.420	13.04	38.90	53.60	36.14	34.48	------	------	Average	0.00
3	11204.900	14.75	39.50	53.44	34.73	35.54	54.00	-18.46	Average	0.00
4	pp14491.960	17.07	40.22	54.10	33.71	36.90	54.00	-17.10	Average	0.00
5	15177.890	16.70	39.32	54.03	33.12	35.11	------	------	Average	0.00
6	17487.180	18.02	39.37	54.10	35.20	38.49	------	------	Average	0.00

Unless otherwise agreed in writing, this document is issued by the Company subject to its General Conditions of Service printed overleaf, available on request or accessible at https://www.sgs.com/en/Terms-and-Conditions. Attention is drawn to the limitation of liability, indemnification and jurisdiction issues defined therein. Any holder of this document is advised that information contained hereon reflects the Company's findings at the time of its intervention only and within the limits of Client's instructions, if any. The Company's sole responsibility is to its Client and this document does not exonerate parties to a transaction from exercising all their rights and obligations under the transaction documents. This document cannot be reproduced except in full, without prior written approval of the Company. Any unauthorized alteration, forgery or falsification of the content or appearance of this document is unlawful and offenders may be prosecuted to the fullest extent of the law. Unless otherwise stated the results shown in this test report refer only to the sample(s) tested and such sample(s) are retained for 30 days only.
Attention: To check the authenticity of testing /inspection report & certificate, please contact us at telephone: (86-755) 8307 1443, or email: CN.Doccheck@sgs.com
SGS-CSTC Standards Technical Services Co.,Ltd. Shenzhen Branch
No.1 Workshop, M-10, Middle Section, Science & Technology Park, Nanshan District, Shenzhen, Guangdong, China 518057 t (86-755) 26012053 f (86-755) 26710594 www.sgsgroup.com.cn
中国・广东・深圳市南山区科技园中区M-10栋1号厂房 邮编:518057 t (86-755) 26012053 f (86-755) 26710594 sgs.china@sgs.com
Member of the SGS Group (SGS SA)

11a_TX_CH_36_Horizontal.gif

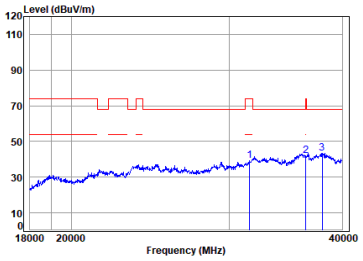

Condition: 3m HORIZONTAL
Job No : 05646WM/05647WM
Mode : 5180 TX RSE
: 5G Wi-Fi 11a

	Freq	Cable Loss	Ant Factor	Preamp Factor	Read Level	Level	Limit Line	Over Limit	Remark	Aux Factor
	MHz	dB	dB/m	dB	dBuV	dBuV/m	dBuV/m	dB		dB
1	31554.700	7.78	40.64	51.73	52.14	39.29	74.00	-34.71	Peak	-9.54
2	36432.240	7.97	42.10	49.55	51.04	42.02	74.00	-31.98	Peak	-9.54
3	pp38007.180	7.87	42.01	50.20	53.32	43.46	68.20	-24.74	Peak	-9.54

11a_TX_CH_36_Vertical.gif

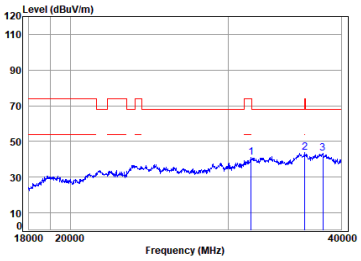

Condition: 3m VERTICAL
Job No : 05646WM/05647WM
Mode : 5180 TX RSE
: 5G Wi-Fi 11a

	Freq	Cable Loss	Ant Factor	Preamp Factor	Read Level	Level	Limit Line	Over Limit	Remark	Aux Factor
	MHz	dB	dB/m	dB	dBuV	dBuV/m	dBuV/m	dB		dB
1	31782.290	7.86	40.81	51.46	53.43	41.10	74.00	-32.90	Peak	-9.54
2	36461.340	7.94	42.10	49.57	53.04	43.97	74.00	-30.03	Peak	-9.54
3	pp38189.710	7.75	42.23	50.31	53.21	43.34	68.20	-24.86	Peak	-9.54

11a_TX_CH_44_Horizontal.gif

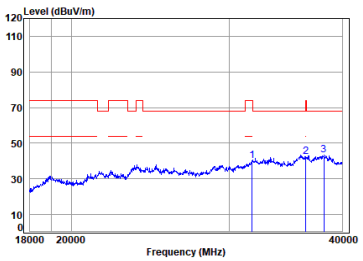

Condition: 3m HORIZONTAL
Job No : 05646WM/05647WM
Mode : 5220 TX RSE
: 5G Wi-Fi 11a

	Freq	Cable Loss	Ant Factor	Preamp Factor	Read Level	Level	Limit Line	Over Limit	Remark	Aux Factor
	MHz	dB	dB/m	dB	dBuV	dBuV/m	dBuV/m	dB		dB
1	31782.290	7.86	40.81	51.46	52.41	40.08	74.00	-33.92	Peak	-9.54
2	36432.240	7.97	42.10	49.55	51.60	42.58	74.00	-31.42	Peak	-9.54
3	pp38189.710	7.75	42.23	50.31	53.19	43.32	68.20	-24.88	Peak	-9.54

11a_TX_CH_44_Vertical.gif

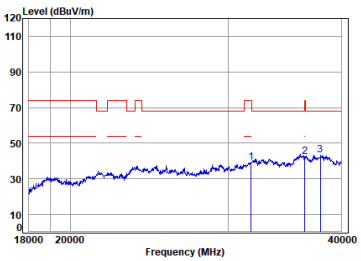

Condition: 3m VERTICAL
Job No : 05646WM/05647WM
Mode : 5220 TX RSE
: 5G Wi-Fi 11a

	Freq	Cable Loss	Ant Factor	Preamp Factor	Read Level	Level	Limit Line	Over Limit	Remark	Aux Factor
	MHz	dB	dB/m	dB	dBuV	dBuV/m	dBuV/m	dB		dB
1	31756.920	7.85	40.80	51.49	51.84	39.46	74.00	-34.54	Peak	-9.54
2	36461.340	7.94	42.10	49.57	51.42	42.35	74.00	-31.65	Peak	-9.54
3	pp37946.530	7.84	41.96	50.17	53.12	43.21	68.20	-24.99	Peak	-9.54

Unless otherwise agreed in writing, this document is issued by the Company subject to its General Conditions of Service printed overleaf, available on request or accessible at https://www.sgs.com/en/Terms-and-Conditions. Attention is drawn to the limitation of liability, indemnification and jurisdiction issues defined therein. Any holder of this document is advised that information contained hereon reflects the Company's findings at the time of its intervention only and within the limits of Client's instructions, if any. The Company's sole responsibility is to its Client and this document does not exonerate parties to a transaction from exercising all their rights and obligations under the transaction documents. This document cannot be reproduced except in full, without prior written approval of the Company. Any unauthorized alteration, forgery or falsification of the content or appearance of this document is unlawful and offenders may be prosecuted to the fullest extent of the law. Unless otherwise stated the results shown in this test report refer only to the sample(s) tested and such sample(s) are retained for 30 days only.
Attention: To check the authenticity of testing /inspection report & certificate, please contact us at telephone: (86-755) 8307 1443, or email: CN.Doccheck@sgs.com
SGS-CSTC Standards Technical Services Co.,Ltd. Shenzhen Branch
No.1 Workshop, M-10, Middle Section, Science & Technology Park, Nanshan District, Shenzhen, Guangdong, China 518057 t (86-755) 26012053 f (86-755) 26710594 www.sgsgroup.com.cn
中国·广东·深圳市南山区科技园中区M-10栋1号厂房 邮编:518057 t (86-755) 26012053 f (86-755) 26710594 sgs.china@sgs.com
Member of the SGS Group (SGS SA)

11a_TX_CH_48_Horizontal.gif

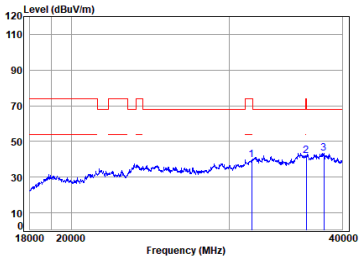

Condition: 3m HORIZONTAL
Job No : 05646WM/05647WM
Mode : 5240 TX RSE
: 5G Wi-Fi 11a

	Freq	Cable Loss	Ant Factor	Preamp Factor	Read Level	Level	Limit Line	Over Limit	Remark	Aux Factor
	MHz	dB	dB/m	dB	dBuV	dBuV/m	dBuV/m	dB		dB
1	31731.570	7.84	40.79	51.52	52.35	39.92	74.00	-34.08	Peak	-9.54
2	36490.470	7.91	42.10	49.59	51.15	42.03	74.00	-31.97	Peak	-9.54
3	pp38159.220	7.77	42.19	50.30	53.12	43.24	68.20	-24.96	Peak	-9.54

11a_TX_CH_48_Vertical.gif

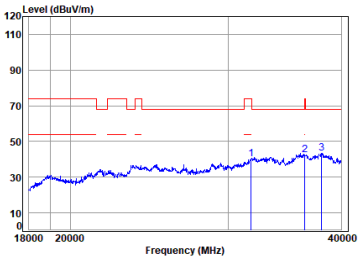

Condition: 3m VERTICAL
Job No : 05646WM/05647WM
Mode : 5240 TX RSE
: 5G Wi-Fi 11a

	Freq	Cable Loss	Ant Factor	Preamp Factor	Read Level	Level	Limit Line	Over Limit	Remark	Aux Factor
	MHz	dB	dB/m	dB	dBuV	dBuV/m	dBuV/m	dB		dB
1	31756.920	7.85	40.80	51.49	52.55	40.17	74.00	-33.83	Peak	-9.54
2	36432.240	7.97	42.10	49.55	51.31	42.29	74.00	-31.71	Peak	-9.54
3	pp38037.540	7.85	42.05	50.22	53.19	43.33	68.20	-24.87	Peak	-9.54

11a_TX_CH_52_Horizontal.gif

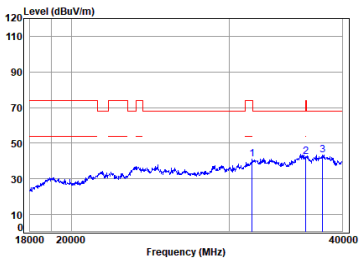

Condition: 3m HORIZONTAL
Job No : 05646WM/05647WM
Mode : 5260 TX RSE
: 5G Wi-Fi 11a

	Freq	Cable Loss	Ant Factor	Preamp Factor	Read Level	Level	Limit Line	Over Limit	Remark	Aux Factor
	MHz	dB	dB/m	dB	dBuV	dBuV/m	dBuV/m	dB		dB
1	31782.290	7.86	40.81	51.46	53.24	40.91	74.00	-33.09	Peak	-9.54
2	36461.340	7.94	42.10	49.57	51.28	42.21	74.00	-31.79	Peak	-9.54
3	pp38067.920	7.83	42.08	50.24	53.17	43.30	68.20	-24.90	Peak	-9.54

11a_TX_CH_52_Vertical.gif

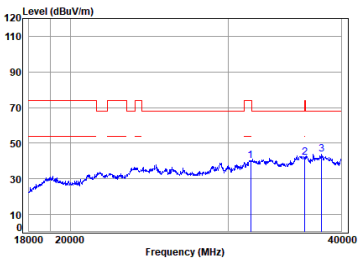

Condition: 3m VERTICAL
Job No : 05646WM/05647WM
Mode : 5260 TX RSE
: 5G Wi-Fi 11a

	Freq	Cable Loss	Ant Factor	Preamp Factor	Read Level	Level	Limit Line	Over Limit	Remark	Aux Factor
	MHz	dB	dB/m	dB	dBuV	dBuV/m	dBuV/m	dB		dB
1	31731.570	7.84	40.79	51.52	52.79	40.36	74.00	-33.64	Peak	-9.54
2	36461.340	7.94	42.10	49.57	51.11	42.04	74.00	-31.96	Peak	-9.54
3	pp38037.540	7.85	42.05	50.22	53.53	43.67	68.20	-24.53	Peak	-9.54

Unless otherwise agreed in writing, this document is issued by the Company subject to its General Conditions of Service printed overleaf, available on request or accessible at https://www.sgs.com/en/Terms-and-Conditions. Attention is drawn to the limitation of liability, indemnification and jurisdiction issues defined therein. Any holder of this document is advised that information contained hereon reflects the Company's findings at the time of its intervention only and within the limits of Client's instructions, if any. The Company's sole responsibility is to its Client and this document does not exonerate parties to a transaction from exercising all their rights and obligations under the transaction documents. This document cannot be reproduced except in full, without prior written approval of the Company. Any unauthorized alteration, forgery or falsification of the content or appearance of this document is unlawful and offenders may be prosecuted to the fullest extent of the law. Unless otherwise stated the results shown in this test report refer only to the sample(s) tested and such sample(s) are retained for 30 days only.
Attention: To check the authenticity of testing /inspection report & certificate, please contact us at telephone: (86-755) 8307 1443, or email: CN.Doccheck@sgs.com
SGS-CSTC Standards Technical Services Co.,Ltd. Shenzhen Branch
No.1 Workshop, M-10, Middle Section, Science & Technology Park, Nanshan District, Shenzhen, Guangdong, China 518057 t (86-755) 26012053 f (86-755) 26710594 www.sgsgroup.com.cn
中国・广东・深圳市南山区科技园中区M-10栋1号厂房 邮编:518057 t (86-755) 26012053 f (86-755) 26710594 sgs.china@sgs.com
Member of the SGS Group (SGS SA)

11a_TX_CH_60_Horizontal.gif

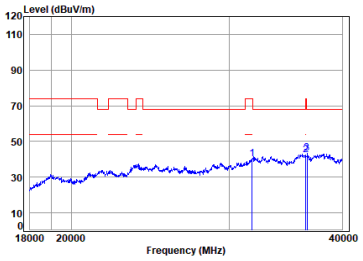

Condition: 3m HORIZONTAL
Job No : 05646WM/05647WM
Mode : 5300 TX RSE
: 5G Wi-Fi 11a

	Freq	Cable Loss	Ant Factor	Preamp Factor	Read Level	Level	Limit Line	Over Limit	Remark	Aux Factor
	MHz	dB	dB/m	dB	dBuV	dBuV/m	dBuV/m	dB		dB
1	31782.290	7.86	40.81	51.46	52.50	40.17	74.00	-33.83	Peak	-9.54
2	36461.340	7.94	42.10	49.57	51.28	42.21	74.00	-31.79	Peak	-9.54
3	pp36577.980	7.81	42.04	49.65	52.72	43.38	68.20	-24.82	Peak	-9.54

11a_TX_CH_60_Vertical.gif

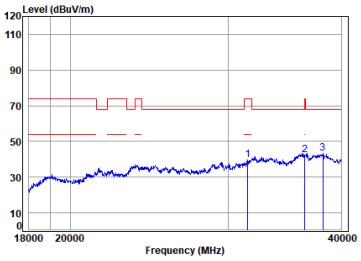

Condition: 3m VERTICAL
Job No : 05646WM/05647WM
Mode : 5300 TX RSE
: 5G Wi-Fi 11a

	Freq	Cable Loss	Ant Factor	Preamp Factor	Read Level	Level	Limit Line	Over Limit	Remark	Aux Factor
	MHz	dB	dB/m	dB	dBuV	dBuV/m	dBuV/m	dB		dB
1	31504.350	7.76	40.60	51.79	52.46	39.49	74.00	-34.51	Peak	-9.54
2	36461.340	7.94	42.10	49.57	51.47	42.40	74.00	-31.60	Peak	-9.54
3	pp38159.220	7.77	42.19	50.30	53.31	43.43	68.20	-24.77	Peak	-9.54

11a_TX_CH_64_Horizontal.gif

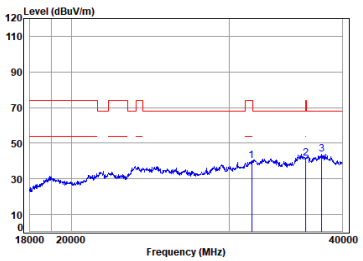

Condition: 3m HORIZONTAL
Job No : 05646WM/05647WM
Mode : 5320 TX RSE
: 5G Wi-Fi 11a

	Freq	Cable Loss	Ant Factor	Preamp Factor	Read Level	Level	Limit Line	Over Limit	Remark	Aux Factor
	MHz	dB	dB/m	dB	dBuV	dBuV/m	dBuV/m	dB		dB
1	31731.570	7.84	40.79	51.52	52.51	40.08	74.00	-33.92	Peak	-9.54
2	36461.340	7.94	42.10	49.57	50.74	41.67	74.00	-32.33	Peak	-9.54
3	pp37976.840	7.86	41.98	50.19	53.71	43.82	68.20	-24.38	Peak	-9.54

11a_TX_CH_64_Vertical.gif

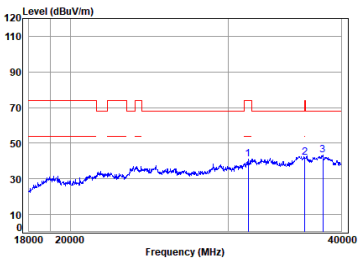

Condition: 3m VERTICAL
Job No : 05646WM/05647WM
Mode : 5320 TX RSE
: 5G Wi-Fi 11a

	Freq	Cable Loss	Ant Factor	Preamp Factor	Read Level	Level	Limit Line	Over Limit	Remark	Aux Factor
	MHz	dB	dB/m	dB	dBuV	dBuV/m	dBuV/m	dB		dB
1	31529.520	7.77	40.62	51.76	53.79	40.88	74.00	-33.12	Peak	-9.54
2	36461.340	7.94	42.10	49.57	50.82	41.75	74.00	-32.25	Peak	-9.54
3	pp38159.220	7.77	42.19	50.30	53.17	43.29	68.20	-24.91	Peak	-9.54

Unless otherwise agreed in writing, this document is issued by the Company subject to its General Conditions of Service printed overleaf, available on request or accessible at https://www.sgs.com/en/Terms-and-Conditions. Attention is drawn to the limitation of liability, indemnification and jurisdiction issues defined therein. Any holder of this document is advised that information contained hereon reflects the Company's findings at the time of its intervention only and within the limits of Client's instructions, if any. The Company's sole responsibility is to its Client and this document does not exonerate parties to a transaction from exercising all their rights and obligations under the transaction documents. This document cannot be reproduced except in full, without prior written approval of the Company. Any unauthorized alteration, forgery or falsification of the content or appearance of this document is unlawful and offenders may be prosecuted to the fullest extent of the law. Unless otherwise stated the results shown in this test report refer only to the sample(s) tested and such sample(s) are retained for 30 days only.
Attention: To check the authenticity of testing /inspection report & certificate, please contact us at telephone: (86-755) 8307 1443, or email: CN.Doccheck@sgs.com
SGS-CSTC Standards Technical Services Co.,Ltd. Shenzhen Branch
No.1 Workshop, M-10, Middle Section, Science & Technology Park, Nanshan District, Shenzhen, Guangdong, China 518057 t (86-755) 26012053 f (86-755) 26710594 www.sgsgroup.com.cn
中国·广东·深圳市南山区科技园中区M-10栋1号厂房 邮编:518057 t (86-755) 26012053 f (86-755) 26710594 sgs.china@sgs.com
Member of the SGS Group (SGS SA)

11a_TX_CH_100_Horizontal.gif

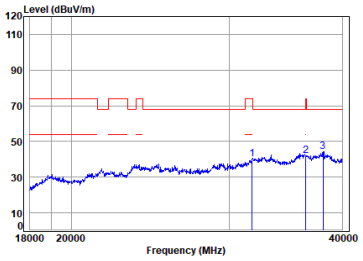

Condition: 3m HORIZONTAL
Job No : 05646WM/05647WM
Mode : 5500 TX RSE
: 5G Wi-Fi 11a

	Freq	Cable Loss	Ant Factor	Preamp Factor	Read Level	Level	Limit Line	Over Limit	Remark	Aux Factor
	MHz	dB	dB/m	dB	dBuV	dBuV/m	dBuV/m	dB		dB
1	31756.920	7.85	40.80	51.49	52.36	39.98	74.00	-34.02	Peak	-9.54
2	36461.340	7.94	42.10	49.57	51.27	42.20	74.00	-31.80	Peak	-9.54
3	pp38098.330	7.81	42.12	50.26	54.21	44.34	68.20	-23.86	Peak	-9.54

11a_TX_CH_100_Vertical.gif

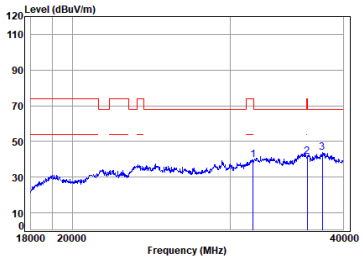

Condition: 3m VERTICAL
Job No : 05646WM/05647WM
Mode : 5500 TX RSE
: 5G Wi-Fi 11a

	Freq	Cable Loss	Ant Factor	Preamp Factor	Read Level	Level	Limit Line	Over Limit	Remark	Aux Factor
	MHz	dB	dB/m	dB	dBuV	dBuV/m	dBuV/m	dB		dB
1	31782.290	7.86	40.81	51.46	51.92	39.59	74.00	-34.41	Peak	-9.54
2	36490.470	7.91	42.10	49.59	50.52	41.40	74.00	-32.60	Peak	-9.54
3	pp37916.240	7.83	41.93	50.15	53.56	43.63	68.20	-24.57	Peak	-9.54

11a_TX_CH_116_Horizontal.gif

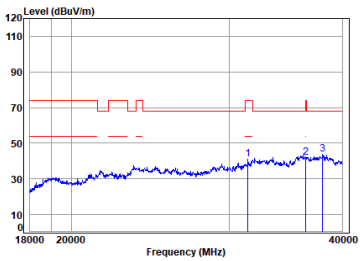

Condition: 3m HORIZONTAL
Job No : 05646WM/05647WM
Mode : 5580 TX RSE
: 5G Wi-Fi 11a

	Freq	Cable Loss	Ant Factor	Preamp Factor	Read Level	Level	Limit Line	Over Limit	Remark	Aux Factor
	MHz	dB	dB/m	dB	dBuV	dBuV/m	dBuV/m	dB		dB
1	31428.970	7.73	40.52	51.81	53.99	40.89	74.00	-33.11	Peak	-9.54
2	36432.240	7.97	42.10	49.55	50.94	41.92	74.00	-32.08	Peak	-9.54
3	pp38067.920	7.83	42.08	50.24	53.81	43.94	68.20	-24.26	Peak	-9.54

11a_TX_CH_116_Vertical.gif

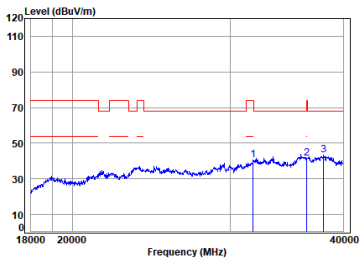

Condition: 3m VERTICAL
Job No : 05646WM/05647WM
Mode : 5580 TX RSE
: 5G Wi-Fi 11a

	Freq	Cable Loss	Ant Factor	Preamp Factor	Read Level	Level	Limit Line	Over Limit	Remark	Aux Factor
	MHz	dB	dB/m	dB	dBuV	dBuV/m	dBuV/m	dB		dB
1	31782.290	7.86	40.81	51.46	53.01	40.68	74.00	-33.32	Peak	-9.54
2	36432.240	7.97	42.10	49.55	50.37	41.35	74.00	-32.65	Peak	-9.54
3	pp38067.920	7.83	42.08	50.24	53.23	43.36	68.20	-24.84	Peak	-9.54

Unless otherwise agreed in writing, this document is issued by the Company subject to its General Conditions of Service printed overleaf, available on request or accessible at https://www.sgs.com/en/Terms-and-Conditions. Attention is drawn to the limitation of liability, indemnification and jurisdiction issues defined therein. Any holder of this document is advised that information contained hereon reflects the Company's findings at the time of its intervention only and within the limits of Client's instructions, if any. The Company's sole responsibility is to its Client and this document does not exonerate parties to a transaction from exercising all their rights and obligations under the transaction documents. This document cannot be reproduced except in full, without prior written approval of the Company. Any unauthorized alteration, forgery or falsification of the content or appearance of this document is unlawful and offenders may be prosecuted to the fullest extent of the law. Unless otherwise stated the results shown in this test report refer only to the sample(s) tested and such sample(s) are retained for 30 days only.
Attention: To check the authenticity of testing /inspection report & certificate, please contact us at telephone: (86-755) 8307 1443, or email: CN.Doccheck@sgs.com
SGS-CSTC Standards Technical Services Co.,Ltd. Shenzhen Branch
No.1 Workshop, M-10, Middle Section, Science & Technology Park, Nanshan District, Shenzhen, Guangdong, China 518057 t (86-755) 26012053 f (86-755) 26710594 www.sgsgroup.com.cn
中国・广东・深圳市南山区科技园中区M-10栋1号厂房 邮编:518057 t (86-755) 26012053 f (86-755) 26710594 sgs.china@sgs.com
Member of the SGS Group (SGS SA)

11a_TX_CH_140_Horizontal.gif

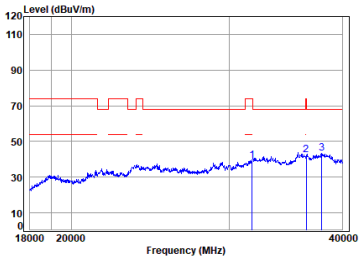

Condition: 3m HORIZONTAL
Job No : 05646WM/05647WM
Mode : 5700 TX RSE
: 5G Wi-Fi 11a

	Freq	Cable Loss	Ant Factor	Preamp Factor	Read Level	Level	Limit Line	Over Limit	Remark	Aux Factor
	MHz	dB	dB/m	dB	dBuV	dBuV/m	dBuV/m	dB		dB
1	31756.920	7.85	40.80	51.49	51.81	39.43	74.00	-34.57	Peak	-9.54
2	36490.470	7.91	42.10	49.59	51.67	42.55	74.00	-31.45	Peak	-9.54
3	pp37976.840	7.86	41.98	50.19	53.04	43.15	68.20	-25.05	Peak	-9.54

11a_TX_CH_140_Vertical.gif

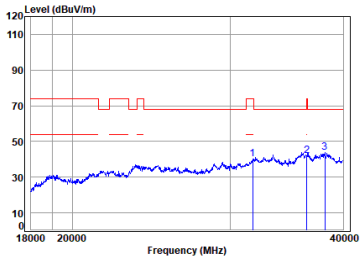

Condition: 3m VERTICAL
Job No : 05646WM/05647WM
Mode : 5700 TX RSE
: 5G Wi-Fi 11a

	Freq	Cable Loss	Ant Factor	Preamp Factor	Read Level	Level	Limit Line	Over Limit	Remark	Aux Factor
	MHz	dB	dB/m	dB	dBuV	dBuV/m	dBuV/m	dB		dB
1	31731.570	7.84	40.79	51.52	52.41	39.98	74.00	-34.02	Peak	-9.54
2	36461.340	7.94	42.10	49.57	51.23	42.16	74.00	-31.84	Peak	-9.54
3	pp38189.710	7.75	42.23	50.31	53.51	43.64	68.20	-24.56	Peak	-9.54

11a_Straddle_TX_CH_144_Horizontal

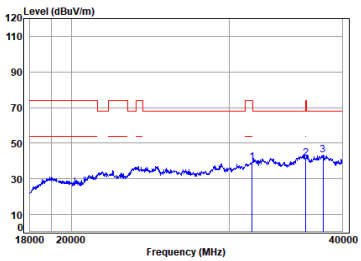

Condition: 3m VERTICAL
Job No : 05646WM/05647WM
Mode : 5720 TX RSE
: 5G Wi-Fi 11a

	Freq	Cable Loss	Ant Factor	Preamp Factor	Read Level	Level	Limit Line	Over Limit	Remark	Aux Factor
	MHz	dB	dB/m	dB	dBuV	dBuV/m	dBuV/m	dB		dB
1	31782.290	7.86	40.81	51.46	51.73	39.40	74.00	-34.60	Peak	-9.54
2	36461.340	7.94	42.10	49.57	50.82	41.75	74.00	-32.25	Peak	-9.54
3	pp38098.330	7.81	42.12	50.26	53.01	43.14	68.20	-25.06	Peak	-9.54

11a_Straddle_TX_CH_144_Vertical

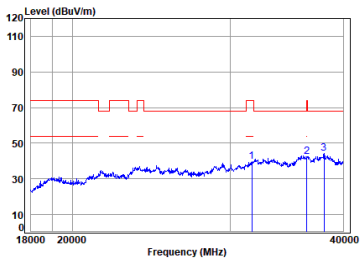

Condition: 3m HORIZONTAL
Job No : 05646WM/05647WM
Mode : 5720 TX RSE
: 5G Wi-Fi 11a

	Freq	Cable Loss	Ant Factor	Preamp Factor	Read Level	Level	Limit Line	Over Limit	Remark	Aux Factor
	MHz	dB	dB/m	dB	dBuV	dBuV/m	dBuV/m	dB		dB
1	31680.940	7.82	40.74	51.58	52.11	39.55	74.00	-34.45	Peak	-9.54
2	36461.340	7.94	42.10	49.57	51.53	42.46	74.00	-31.54	Peak	-9.54
3	pp38098.330	7.81	42.12	50.26	53.96	44.09	68.20	-24.11	Peak	-9.54

Unless otherwise agreed in writing, this document is issued by the Company subject to its General Conditions of Service printed overleaf, available on request or accessible at https://www.sgs.com/en/Terms-and-Conditions. Attention is drawn to the limitation of liability, indemnification and jurisdiction issues defined therein. Any holder of this document is advised that information contained hereon reflects the Company's findings at the time of its intervention only and within the limits of Client's instructions, if any. The Company's sole responsibility is to its Client and this document does not exonerate parties to a transaction from exercising all their rights and obligations under the transaction documents. This document cannot be reproduced except in full, without prior written approval of the Company. Any unauthorized alteration, forgery or falsification of the content or appearance of this document is unlawful and offenders may be prosecuted to the fullest extent of the law. Unless otherwise stated the results shown in this test report refer only to the sample(s) tested and such sample(s) are retained for 30 days only.
Attention: To check the authenticity of testing /inspection report & certificate, please contact us at telephone: (86-755) 8307 1443, or email: CN.Doccheck@sgs.com
SGS-CSTC Standards Technical Services Co.,Ltd. Shenzhen Branch
No.1 Workshop, M-10, Middle Section, Science & Technology Park, Nanshan District, Shenzhen, Guangdong, China 518057 t (86-755) 26012053 f (86-755) 26710594 www.sgsgroup.com.cn
中国·广东·深圳市南山区科技园中区M-10栋1号厂房 邮编:518057 t (86-755) 26012053 f (86-755) 26710594 sgs.china@sgs.com
Member of the SGS Group (SGS SA)

11ac_40M_Straddle_TX_CH_142_Horizontal

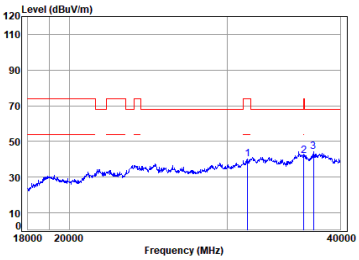

Condition: 3m HORIZONTAL
Job No : 05646WM/05647WM
Mode : 5710 TX RSE
: 5G Wi-Fi 11ac40

	Freq	Cable Loss	Ant Factor	Preamp Factor	Read Level	Level	Limit Line	Over Limit	Remark	Aux Factor
	MHz	dB	dB/m	dB	dBuV	dBuV/m	dBuV/m	dB		dB
1	31554.700	7.78	40.64	51.73	52.90	40.05	74.00	-33.95	Peak	-9.54
2	36461.340	7.94	42.10	49.57	50.88	41.81	74.00	-32.19	Peak	-9.54
3	pp37345.330	7.54	41.92	49.90	54.11	44.13	68.20	-24.07	Peak	-9.54

11ac_40M_Straddle_TX_CH_142_Vertical

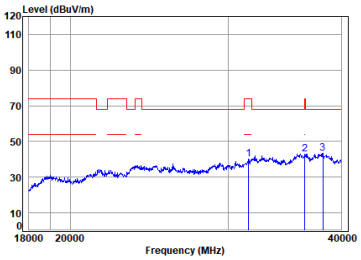

Condition: 3m VERTICAL
Job No : 05646WM/05647WM
Mode : 5710 TX RSE
: 5G Wi-Fi 11ac40

	Freq	Cable Loss	Ant Factor	Preamp Factor	Read Level	Level	Limit Line	Over Limit	Remark	Aux Factor
	MHz	dB	dB/m	dB	dBuV	dBuV/m	dBuV/m	dB		dB
1	31554.700	7.78	40.64	51.73	52.94	40.09	74.00	-33.91	Peak	-9.54
2	36432.240	7.97	42.10	49.55	51.69	42.67	74.00	-31.33	Peak	-9.54
3	pp38159.220	7.77	42.19	50.30	53.29	43.41	68.20	-24.79	Peak	-9.54

11ac_80M_Straddle_TX_CH_138_Horizontal

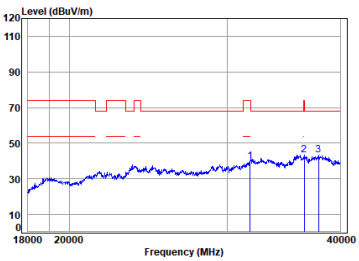

Condition: 3m HORIZONTAL
Job No : 05646WM/05647WM
Mode : 5690 TX RSE
: 5G Wi-Fi 11ac80

	Freq	Cable Loss	Ant Factor	Preamp Factor	Read Level	Level	Limit Line	Over Limit	Remark	Aux Factor
	MHz	dB	dB/m	dB	dBuV	dBuV/m	dBuV/m	dB		dB
1	31756.920	7.85	40.80	51.49	52.19	39.81	74.00	-34.19	Peak	-9.54
2	36490.470	7.91	42.10	49.59	52.36	43.24	74.00	-30.76	Peak	-9.54
3	pp37825.520	7.78	41.86	50.10	53.18	43.18	68.20	-25.02	Peak	-9.54

11ac_80M_Straddle_TX_CH_138_Vertical

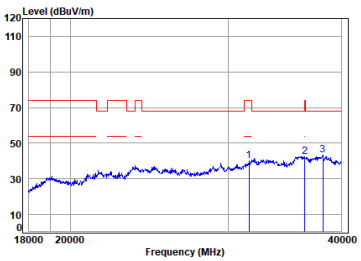

Condition: 3m VERTICAL
Job No : 05646WM/05647WM
Mode : 5690 TX RSE
: 5G Wi-Fi 11ac80

	Freq	Cable Loss	Ant Factor	Preamp Factor	Read Level	Level	Limit Line	Over Limit	Remark	Aux Factor
	MHz	dB	dB/m	dB	dBuV	dBuV/m	dBuV/m	dB		dB
1	31605.140	7.80	40.68	51.67	52.77	40.04	74.00	-33.96	Peak	-9.54
2	36461.340	7.94	42.10	49.57	51.36	42.29	74.00	-31.71	Peak	-9.54
3	pp38159.220	7.77	42.19	50.30	53.22	43.34	68.20	-24.86	Peak	-9.54

Unless otherwise agreed in writing, this document is issued by the Company subject to its General Conditions of Service printed overleaf, available on request or accessible at https://www.sgs.com/en/Terms-and-Conditions. Attention is drawn to the limitation of liability, indemnification and jurisdiction issues defined therein. Any holder of this document is advised that information contained hereon reflects the Company's findings at the time of its intervention only and within the limits of Client's instructions, if any. The Company's sole responsibility is to its Client and this document does not exonerate parties to a transaction from exercising all their rights and obligations under the transaction documents. This document cannot be reproduced except in full, without prior written approval of the Company. Any unauthorized alteration, forgery or falsification of the content or appearance of this document is unlawful and offenders may be prosecuted to the fullest extent of the law. Unless otherwise stated the results shown in this test report refer only to the sample(s) tested and such sample(s) are retained for 30 days only.
Attention: To check the authenticity of testing /inspection report & certificate, please contact us at telephone: (86-755) 8307 1443, or email: CN.Doccheck@sgs.com
SGS-CSTC Standards Technical Services Co.,Ltd. Shenzhen Branch
No.1 Workshop, M-10, Middle Section, Science & Technology Park, Nanshan District, Shenzhen, Guangdong, China 518057 t (86-755) 26012053 f (86-755) 26710594 www.sgsgroup.com.cn
中国・广东・深圳市南山区科技园中区M-10栋1号厂房 邮编:518057 t (86-755) 26012053 f (86-755) 26710594 sgs.china@sgs.com
Member of the SGS Group (SGS SA)

11a_TX_CH_149_Horizontal.gif

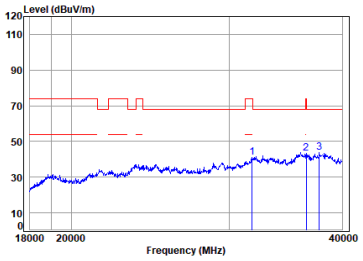

Condition: 3m HORIZONTAL
Job No : 05646WM/05647WM
Mode : 5745 TX RSE
: 5.8G Wi-Fi 11a

	Freq	Cable Loss	Ant Factor	Preamp Factor	Read Level	Level	Limit Line	Over Limit	Remark	Aux Factor
	MHz	dB	dB/m	dB	dBuV	dBuV/m	dBuV/m	dB		dB
1	31782.290	7.86	40.81	51.46	53.43	41.10	74.00	-32.90	Peak	-9.54
2	36490.470	7.91	42.10	49.59	52.30	43.18	74.00	-30.82	Peak	-9.54
3	pp37704.890	7.72	41.80	50.02	54.04	44.00	68.20	-24.20	Peak	-9.54

11a_TX_CH_149_Vertical.gif

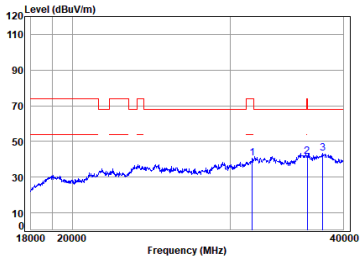

Condition: 3m VERTICAL
Job No : 05646WM/05647WM
Mode : 5745 TX RSE
: 5.8G Wi-Fi 11a

	Freq	Cable Loss	Ant Factor	Preamp Factor	Read Level	Level	Limit Line	Over Limit	Remark	Aux Factor
	MHz	dB	dB/m	dB	dBuV	dBuV/m	dBuV/m	dB		dB
1	31706.250	7.83	40.77	51.55	53.29	40.80	74.00	-33.20	Peak	-9.54
2	36490.470	7.91	42.10	49.59	50.58	41.46	74.00	-32.54	Peak	-9.54
3	pp37976.840	7.86	41.98	50.19	53.41	43.52	68.20	-24.68	Peak	-9.54

11a_TX_CH_157_Horizontal.gif

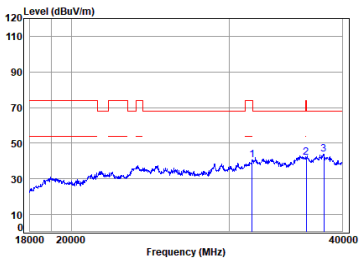

Condition: 3m HORIZONTAL
Job No : 05646WM/05647WM
Mode : 5785 TX RSE
: 5.8G Wi-Fi 11a

	Freq	Cable Loss	Ant Factor	Preamp Factor	Read Level	Level	Limit Line	Over Limit	Remark	Aux Factor
	MHz	dB	dB/m	dB	dBuV	dBuV/m	dBuV/m	dB		dB
1	31756.920	7.85	40.80	51.49	52.95	40.57	74.00	-33.43	Peak	-9.54
2	36490.470	7.91	42.10	49.59	51.01	41.89	74.00	-32.11	Peak	-9.54
3	pp38159.220	7.77	42.19	50.30	53.82	43.94	68.20	-24.26	Peak	-9.54

11a_TX_CH_157_Vertical.gif

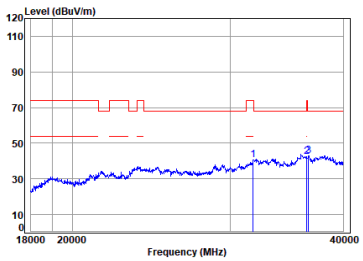

Condition: 3m VERTICAL
Job No : 05646WM/05647WM
Mode : 5785 TX RSE
: 5.8G Wi-Fi 11a

	Freq	Cable Loss	Ant Factor	Preamp Factor	Read Level	Level	Limit Line	Over Limit	Remark	Aux Factor
	MHz	dB	dB/m	dB	dBuV	dBuV/m	dBuV/m	dB		dB
1	31782.290	7.86	40.81	51.46	53.04	40.71	74.00	-33.29	Peak	-9.54
2	36461.340	7.94	42.10	49.57	51.46	42.39	74.00	-31.61	Peak	-9.54
3	pp36607.210	7.78	42.01	49.66	52.47	43.06	68.20	-25.14	Peak	-9.54

Unless otherwise agreed in writing, this document is issued by the Company subject to its General Conditions of Service printed overleaf, available on request or accessible at https://www.sgs.com/en/Terms-and-Conditions. Attention is drawn to the limitation of liability, indemnification and jurisdiction issues defined therein. Any holder of this document is advised that information contained hereon reflects the Company's findings at the time of its intervention only and within the limits of Client's instructions, if any. The Company's sole responsibility is to its Client and this document does not exonerate parties to a transaction from exercising all their rights and obligations under the transaction documents. This document cannot be reproduced except in full, without prior written approval of the Company. Any unauthorized alteration, forgery or falsification of the content or appearance of this document is unlawful and offenders may be prosecuted to the fullest extent of the law. Unless otherwise stated the results shown in this test report refer only to the sample(s) tested and such sample(s) are retained for 30 days only.
Attention: To check the authenticity of testing /inspection report & certificate, please contact us at telephone: (86-755) 8307 1443, or email: CN.Doccheck@sgs.com
SGS-CSTC Standards Technical Services Co.,Ltd. Shenzhen Branch
No.1 Workshop, M-10, Middle Section, Science & Technology Park, Nanshan District, Shenzhen, Guangdong, China 518057 t (86-755) 26012053 f (86-755) 26710594 www.sgsgroup.com.cn
中国·广东·深圳市南山区科技园中区M-10栋1号厂房 邮编:518057 t (86-755) 26012053 f (86-755) 26710594 sgs.china@sgs.com
Member of the SGS Group (SGS SA)

11a_TX_CH_165_Horizontal.gif

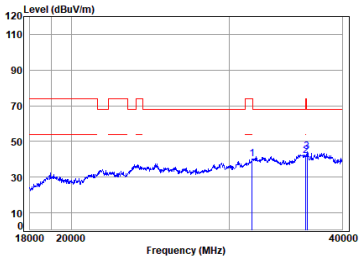

Condition: 3m HORIZONTAL
Job No : 05646WM/05647WM
Mode : 5825 TX RSE
: 5.8G Wi-Fi 11a

	Freq	Cable Loss	Ant Factor	Preamp Factor	Read Level	Level	Limit Line	Over Limit	Remark	Aux Factor
	MHz	dB	dB/m	dB	dBuV	dBuV/m	dBuV/m	dB		dB
1	31782.290	7.86	40.81	51.46	52.56	40.23	74.00	-33.77	Peak	-9.54
2	36432.240	7.97	42.10	49.55	51.20	42.18	74.00	-31.82	Peak	-9.54
3	pp36548.790	7.84	42.06	49.63	53.31	44.04	68.20	-24.16	Peak	-9.54

11a_TX_CH_165_Vertical.gif

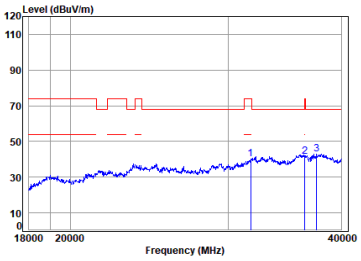

Condition: 3m VERTICAL
Job No : 05646WM/05647WM
Mode : 5825 TX RSE
: 5.8G Wi-Fi 11a

	Freq	Cable Loss	Ant Factor	Preamp Factor	Read Level	Level	Limit Line	Over Limit	Remark	Aux Factor
	MHz	dB	dB/m	dB	dBuV	dBuV/m	dBuV/m	dB		dB
1	31731.570	7.84	40.79	51.52	52.37	39.94	74.00	-34.06	Peak	-9.54
2	36432.240	7.97	42.10	49.55	50.73	41.71	74.00	-32.29	Peak	-9.54
3	pp37554.660	7.65	41.80	49.93	53.04	43.02	68.20	-25.18	Peak	-9.54

Unless otherwise agreed in writing, this document is issued by the Company subject to its General Conditions of Service printed overleaf, available on request or accessible at https://www.sgs.com/en/Terms-and-Conditions. Attention is drawn to the limitation of liability, indemnification and jurisdiction issues defined therein. Any holder of this document is advised that information contained hereon reflects the Company's findings at the time of its intervention only and within the limits of Client's instructions, if any. The Company's sole responsibility is to its Client and this document does not exonerate parties to a transaction from exercising all their rights and obligations under the transaction documents. This document cannot be reproduced except in full, without prior written approval of the Company. Any unauthorized alteration, forgery or falsification of the content or appearance of this document is unlawful and offenders may be prosecuted to the fullest extent of the law. Unless otherwise stated the results shown in this test report refer only to the sample(s) tested and such sample(s) are retained for 30 days only.
Attention: To check the authenticity of testing /inspection report & certificate, please contact us at telephone: (86-755) 8307 1443, or email: CN.Doccheck@sgs.com
SGS-CSTC Standards Technical Services Co.,Ltd. Shenzhen Branch
No.1 Workshop, M-10, Middle Section, Science & Technology Park, Nanshan District, Shenzhen, Guangdong, China 518057 t (86-755) 26012053 f (86-755) 26710594 www.sgsgroup.com.cn
中国・广东・深圳市南山区科技园中区M-10栋1号厂房 邮编:518057 t (86-755) 26012053 f (86-755) 26710594 sgs.china@sgs.com
Member of the SGS Group (SGS SA)

7.4 Radiated Emissions which fall in the restricted bands

Test Requirement 47 CFR Part 15, Subpart C 15.209 & Subpart E 15.407(b)
Test Method: ANSI C63.10 (2020) Section 6.10.5
Measurement Distance: 3m
Test Engineer: Xing Guo

Limit:

Frequency(MHz)	Field strength(microvolts/meter)	Measurement distance(meters)
0.009-0.490	2400/F(kHz)	300
0.490-1.705	24000/F(kHz)	30
1.705-30.0	30	30
30-88	100	3
88-216	150	3
216-960	200	3
Above 960	500	3

*(1) For transmitters operating in the 5.15-5.25 GHz band: All emissions outside of the 5.15-5.35 GHz band shall not exceed an e.i.r.p. of −27 dBm/MHz.

(2) For transmitters operating in the 5.25-5.35 GHz band: All emissions outside of the 5.15-5.35 GHz band shall not exceed an e.i.r.p. of −27 dBm/MHz.

(3) For transmitters operating in the 5.47-5.725 GHz band: All emissions outside of the 5.47-5.725 GHz band shall not exceed an e.i.r.p. of −27 dBm/MHz.

(4) For transmitters operating in the 5.725-5.85 GHz band:

(i) All emissions shall be limited to a level of −27 dBm/MHz at 75 MHz or more above or below the band edge increasing linearly to 10 dBm/MHz at 25 MHz above or below the band edge, and from 25 MHz above or below the band edge increasing linearly to a level of 15.6 dBm/MHz at 5 MHz above or below the band edge, and from 5 MHz above or below the band edge increasing linearly to a level of 27 dBm/MHz at the band edge.

Remark: The emission limits shown in the above table are based on measurements employing a CISPR quasi-peak detector except for the frequency bands 9-90kHz, 110-490kHz and above 1000 MHz. Radiated emission limits in these three bands are based on measurements employing an average detector, the peak field strength of any emission shall not exceed the maximum permitted average limits specified above by more than 20 dB under any condition of modulation.

7.4.1 E.U.T. Operation

Operating Environment:

Temperature: 24.5 °C Humidity: 50.8 % RH Atmospheric Pressure: 1020 mbar

Unless otherwise agreed in writing, this document is issued by the Company subject to its General Conditions of Service printed overleaf, available on request or accessible at https://www.sgs.com/en/Terms-and-Conditions. Attention is drawn to the limitation of liability, indemnification and jurisdiction issues defined therein. Any holder of this document is advised that information contained hereon reflects the Company's findings at the time of its intervention only and within the limits of Client's instructions, if any. The Company's sole responsibility is to its Client and this document does not exonerate parties to a transaction from exercising all their rights and obligations under the transaction documents. This document cannot be reproduced except in full, without prior written approval of the Company. Any unauthorized alteration, forgery or falsification of the content or appearance of this document is unlawful and offenders may be prosecuted to the fullest extent of the law. Unless otherwise stated the results shown in this test report refer only to the sample(s) tested and such sample(s) are retained for 30 days only.
Attention: To check the authenticity of testing /inspection report & certificate, please contact us at telephone: (86-755) 8307 1443, or email: CN.Doccheck@sgs.com
No.1 Workshop, M-10, Middle Section, Science & Technology Park, Nanshan District, Shenzhen, Guangdong, China 518057 t (86-755) 26012053 f (86-755) 26710594 www.sgsgroup.com.cn
中国・广东・深圳市南山区科技园中区M-10栋1号厂房 邮编:518057 t (86-755) 26012053 f (86-755) 26710594 sgs.china@sgs.com
Member of the SGS Group (SGS SA)

7.4.2 Test Mode Description

Pre-scan / Final test	Mode Code	Description
Pre-scan	09	TX mode (U-NII-1)_Keep the EUT in continuously transmitting mode with all modulation types. All data rates for each modulation type have been tested and found the data rate @ 6Mbps is the worst case of IEEE 802.11a; data rate @ MCS0 is the worst case of IEEE 802.11n/ac/ax/be 20/40/80/160, Only the data of worst case is recorded in the report.
Pre-scan	10	TX mode (U-NII-2A) _Keep the EUT in continuously transmitting mode with all modulation types. All data rates for each modulation type have been tested and found the data rate @ 6Mbps is the worst case of IEEE 802.11a; data rate @ MCS0 is the worst case of IEEE 802.11n/ac/ax/be 20/40/80/160, Only the data of worst case is recorded in the report.
Pre-scan	11	TX mode (U-NII-2C) _Keep the EUT in continuously transmitting mode with all modulation types. All data rates for each modulation type have been tested and found the data rate @ 6Mbps is the worst case of IEEE 802.11a; data rate @ MCS0 is the worst case of IEEE 802.11n/ac/ax/be 20/40/80/160, Only the data of worst case is recorded in the report.
Pre-scan	12	TX mode (U-NII-3) _Keep the EUT in continuously transmitting mode with all modulation types. All data rates for each modulation type have been tested and found the data rate @ 6Mbps is the worst case of IEEE 802.11a; data rate @ MCS0 is the worst case of IEEE 802.11n/ac/ax/be 20/40/80/160, Only the data of worst case is recorded in the report.
Final test	14	Charge + TX mode (U-NII-1) _Keep the EUT in continuously transmitting mode with all modulation types and being charged. All data rates for each modulation type have been tested and found the data rate @ 6Mbps is the worst case of IEEE 802.11a; data rate @ MCS0 is the worst case of IEEE 802.11n/ac/ax/be 20/40/80/160, Only the data of worst case is recorded in the report.
Final test	15	Charge + TX mode (U-NII-2A) _Keep the EUT in continuously transmitting mode with all modulation types and being charged. All data rates for each modulation type have been tested and found the data rate @ 6Mbps is the worst case of IEEE 802.11a; data rate @ MCS0 is the worst case of IEEE 802.11n/ac/ax/be 20/40/80/160, Only the data of worst case is recorded in the report.
Final test	16	Charge + TX mode (U-NII-2C) _Keep the EUT in continuously transmitting mode with all modulation types and being charged. All data rates for each modulation type have been tested and found the data rate @ 6Mbps is the worst case of IEEE 802.11a; data rate @ MCS0 is the worst case of IEEE 802.11n/ac/ax/be 20/40/80/160, Only the data of worst case is recorded in the report.
Final test	17	Charge + TX mode (U-NII-3) _Keep the EUT in continuously transmitting mode with all modulation types and being charged. All data rates for each modulation type have been tested and found the data rate @ 6Mbps is the worst case of IEEE 802.11a; data rate @ MCS0 is the worst case of IEEE 802.11n/ac/ax/be 20/40/80/160, Only the data of worst case is recorded in the report.

Unless otherwise agreed in writing, this document is issued by the Company subject to its General Conditions of Service printed overleaf, available on request or accessible at https://www.sgs.com/en/Terms-and-Conditions. Attention is drawn to the limitation of liability, indemnification and jurisdiction issues defined therein. Any holder of this document is advised that information contained hereon reflects the Company's findings at the time of its intervention only and within the limits of Client's instructions, if any. The Company's sole responsibility is to its Client and this document does not exonerate parties to a transaction from exercising all their rights and obligations under the transaction documents. This document cannot be reproduced except in full, without prior written approval of the Company. Any unauthorized alteration, forgery or falsification of the content or appearance of this document is unlawful and offenders may be prosecuted to the fullest extent of the law. Unless otherwise stated the results shown in this test report refer only to the sample(s) tested and such sample(s) are retained for 30 days only.
Attention: To check the authenticity of testing /inspection report & certificate, please contact us at telephone: (86-755) 8307 1443, or email: CN.Doccheck@sgs.com
No.1 Workshop, M-10, Middle Section, Science & Technology Park, Nanshan District, Shenzhen, Guangdong, China 518057 t (86-755) 26012053 f (86-755) 26710594 www.sgsgroup.com.cn
中国·广东·深圳市南山区科技园中区M-10栋1号厂房 邮编:518057 t (86-755) 26012053 f (86-755) 26710594 sgs.china@sgs.com
Member of the SGS Group (SGS SA)

7.4.3 Test Setup Diagram

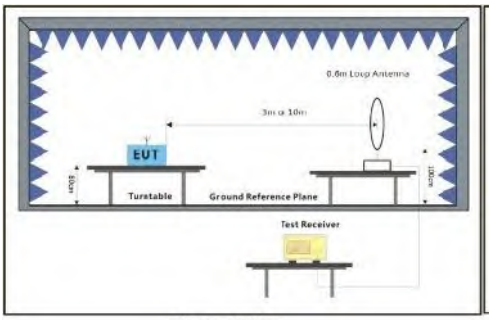

Below 30MHz

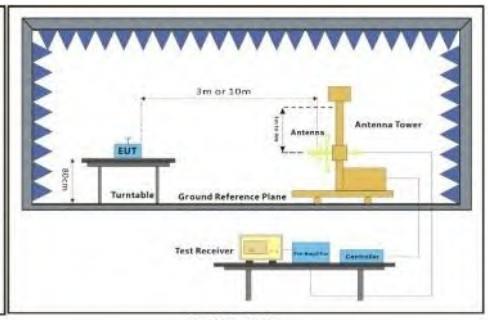

30MHz-1GHz

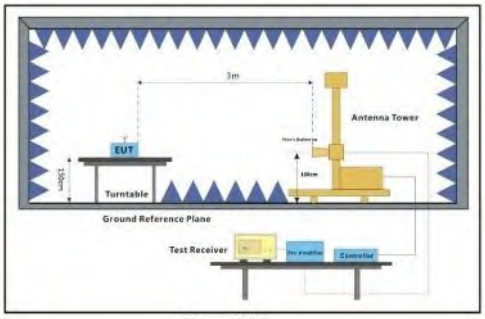

Above 1GHz

Unless otherwise agreed in writing, this document is issued by the Company subject to its General Conditions of Service printed overleaf, available on request or accessible at https://www.sgs.com/en/Terms-and-Conditions. Attention is drawn to the limitation of liability, indemnification and jurisdiction issues defined therein. Any holder of this document is advised that information contained hereon reflects the Company's findings at the time of its intervention only and within the limits of Client's instructions, if any. The Company's sole responsibility is to its Client and this document does not exonerate parties to a transaction from exercising all their rights and obligations under the transaction documents. This document cannot be reproduced except in full, without prior written approval of the Company. Any unauthorized alteration, forgery or falsification of the content or appearance of this document is unlawful and offenders may be prosecuted to the fullest extent of the law. Unless otherwise stated the results shown in this test report refer only to the sample(s) tested and such sample(s) are retained for 30 days only.
Attention: To check the authenticity of testing /inspection report & certificate, please contact us at telephone: (86-755) 8307 1443, or email: CN.Doccheck@sgs.com
No.1 Workshop, M-10, Middle Section, Science & Technology Park, Nanshan District, Shenzhen, Guangdong, China 518057 t (86-755) 26012053 f (86-755) 26710594 www.sgsgroup.com.cn
中国・广东・深圳市南山区科技园中区M-10栋1号厂房 邮编:518057 t (86-755) 26012053 f (86-755) 26710594 sgs.china@sgs.com
Member of the SGS Group (SGS SA)

7.4.4 Measurement Procedure and Data

a. For below 1GHz, the EUT was placed on the top of a rotating table 0.8 meters above the ground at a 3 or 10 meter semi-anechoic chamber. The table was rotated 360 degrees to determine the position of the highest radiation.

b. For above 1GHz, the EUT was placed on the top of a rotating table 1.5 meters above the ground at a 3 meter fully-anechoic chamber. The table was rotated 360 degrees to determine the position of the highest radiation.

c. The EUT was set 3 or 10 meters away from the interference-receiving antenna, which was mounted on the top of a variable-height antenna tower.

d. The antenna height is varied from one meter to four meters above the ground to determine the maximum value of the field strength. Both horizontal and vertical polarizations of the antenna are set to make the measurement.

e. For each suspected emission, the EUT was arranged to its worst case and then the antenna was tuned to heights from 1 meter to 4 meters (for the test frequency of below 30MHz, the antenna was tuned to heights 1 meter) and the rotatable table was turned from 0 degrees to 360 degrees to find the maximum reading.

f. The test-receiver system was set to Peak Detect Function and Specified Bandwidth with Maximum Hold Mode.

g. If the emission level of the EUT in peak mode was 10dB lower than the limit specified, then testing could be stopped and the peak values of the EUT would be reported. Otherwise the emissions that did not have 10dB margin would be re-tested one by one using peak, quasi-peak or average method as specified and then reported in a data sheet.

h. Test the EUT in the lowest channel, the middle channel, the Highest channel.

i. The radiation measurements are performed in X, Y, Z axis positioning for Transmitting mode, and found the X axis positioning which it is the worst case.

j. Repeat above procedures until all frequencies measured was complete.

1.Remark 1: Level= Read Level+ Cable Loss+ Antenna Factor- Preamp Factor+ Aux Factor (if applicable)

The aux factor needs to be added for the frequency above 18GHz once a closer distance used.

Aux Factor = 20 dB/decade of distance, the aux factor is 20log(1/3) = -9.54dB (for 1 meter test distance).

2: The resolution bandwidth of test receiver/spectrum analyzer is 1MHz and the video bandwidth is 3MHz for Peak detection (PK) and Average detection (AV) at frequency above 1GHz.

Remark 3: For fundamental and harmonic signal measurement, the resolution bandwidth of test receiver/spectrum analyzer is 1MHz and the video bandwidth is⩾1/T (Duty cycle<98%) or 10Hz (Duty cycle⩾98%) for Average detection (AV) at frequency above 1GHz.

Unless otherwise agreed in writing, this document is issued by the Company subject to its General Conditions of Service printed overleaf, available on request or accessible at https://www.sgs.com/en/Terms-and-Conditions. Attention is drawn to the limitation of liability, indemnification and jurisdiction issues defined therein. Any holder of this document is advised that information contained hereon reflects the Company's findings at the time of its intervention only and within the limits of Client's instructions, if any. The Company's sole responsibility is to its Client and this document does not exonerate parties to a transaction from exercising all their rights and obligations under the transaction documents. This document cannot be reproduced except in full, without prior written approval of the Company. Any unauthorized alteration, forgery or falsification of the content or appearance of this document is unlawful and offenders may be prosecuted to the fullest extent of the law. Unless otherwise stated the results shown in this test report refer only to the sample(s) tested and such sample(s) are retained for 30 days only.
Attention: To check the authenticity of testing /inspection report & certificate, please contact us at telephone: (86-755) 8307 1443, or email: CN.Doccheck@sgs.com
No.1 Workshop, M-10, Middle Section, Science & Technology Park, Nanshan District, Shenzhen, Guangdong, China 518057 t (86-755) 26012053 f (86-755) 26710594 www.sgsgroup.com.cn
中国・广东・深圳市南山区科技园中区M-10栋1号厂房 邮编:518057 t (86-755) 26012053 f (86-755) 26710594 sgs.china@sgs.com
Member of the SGS Group (SGS SA)

Remark: Only retain the data of the worst-case 11a and 11ac modes.

11a_TX_CH_36_Horizontal-Peak

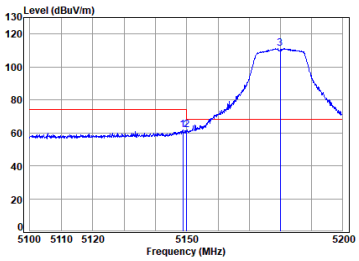


```
Condition: 3m HORIZONTAL
Job No    : 05646WM/05647WM
Mode      : 5180 Band edge
          : 5G Wi-Fi 11a
                Cable    Ant Preamp   Read          Limit   Over                Aux
            Freq   Loss Factor Factor  Level   Level   Line  Limit Remark     Factor
           ------ ------ ------ ------ ------ ------ ------ ------ --------   ------
             MHz     dB   dB/m     dB  dBuV dBuV/m dBuV/m     dB                 dB

  1     5148.757  10.14  33.30  29.95  48.07  61.56  74.00 -12.44 Peak          0.00
  2     5149.980  10.14  33.30  29.95  48.43  61.92  74.00 -12.08 Peak          0.00
  3 pp  5180.000  10.25  33.30  29.94  97.67 111.28  68.20  43.08 Peak          0.00
```

11a_TX_CH_36_Horizontal-Avg

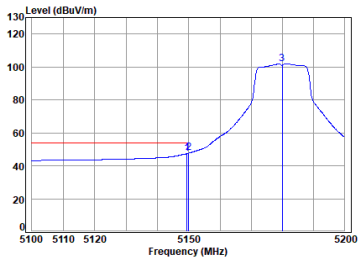


```
Condition: 3m HORIZONTAL
Job No    : 05646WM/05647WM
Mode      : 5180 Band edge
          : 5G Wi-Fi 11a
                Cable    Ant Preamp   Read          Limit   Over                Aux
            Freq   Loss Factor Factor  Level   Level   Line  Limit Remark     Factor
           ------ ------ ------ ------ ------ ------ ------ ------ --------   ------
             MHz     dB   dB/m     dB  dBuV dBuV/m dBuV/m     dB                 dB

  1     5149.458  10.14  33.30  29.95  33.91  47.40  54.00  -6.60 Average       0.00
  2 pp  5149.980  10.14  33.30  29.95  34.33  47.82  54.00  -6.18 Average       0.00
  3     5180.000  10.25  33.30  29.94  88.39 102.00 ------ ------ Average       0.00
```

11a_TX_CH_36_Vertical-Peak

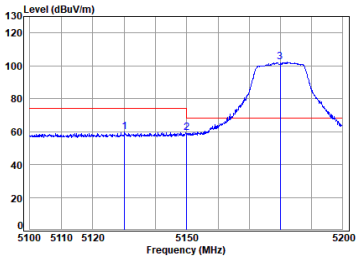


```
Condition: 3m VERTICAL
Job No    : 05646WM/05647WM
Mode      : 5180 Band edge
          : 5G Wi-Fi 11a
                Cable    Ant Preamp   Read          Limit   Over                Aux
            Freq   Loss Factor Factor  Level   Level   Line  Limit Remark     Factor
           ------ ------ ------ ------ ------ ------ ------ ------ --------   ------
             MHz     dB   dB/m     dB  dBuV dBuV/m dBuV/m     dB                 dB

  1     5130.095  10.07  33.30  29.96  46.39  59.80  74.00 -14.20 Peak          0.00
  2     5149.980  10.14  33.30  29.95  45.88  59.37  74.00 -14.63 Peak          0.00
  3 pp  5180.000  10.25  33.30  29.94  88.49 102.10  68.20  33.90 Peak          0.00
```

11a_TX_CH_36_Vertical-Avg

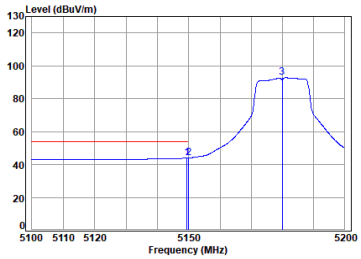


```
Condition: 3m VERTICAL
Job No    : 05646WM/05647WM
Mode      : 5180 Band edge
          : 5G Wi-Fi 11a
                Cable    Ant Preamp   Read          Limit   Over                Aux
            Freq   Loss Factor Factor  Level   Level   Line  Limit Remark     Factor
           ------ ------ ------ ------ ------ ------ ------ ------ --------   ------
             MHz     dB   dB/m     dB  dBuV dBuV/m dBuV/m     dB                 dB

  1     5149.458  10.14  33.30  29.95  30.48  43.97  54.00 -10.03 Average       0.00
  2 pp  5149.980  10.14  33.30  29.95  30.58  44.07  54.00  -9.93 Average       0.00
  3     5180.000  10.25  33.30  29.94  79.20  92.81 ------ ------ Average       0.00
```

Unless otherwise agreed in writing, this document is issued by the Company subject to its General Conditions of Service printed overleaf, available on request or accessible at https://www.sgs.com/en/Terms-and-Conditions. Attention is drawn to the limitation of liability, indemnification and jurisdiction issues defined therein. Any holder of this document is advised that information contained hereon reflects the Company's findings at the time of its intervention only and within the limits of Client's instructions, if any. The Company's sole responsibility is to its Client and this document does not exonerate parties to a transaction from exercising all their rights and obligations under the transaction documents. This document cannot be reproduced except in full, without prior written approval of the Company. Any unauthorized alteration, forgery or falsification of the content or appearance of this document is unlawful and offenders may be prosecuted to the fullest extent of the law. Unless otherwise stated the results shown in this test report refer only to the sample(s) tested and such sample(s) are retained for 30 days only.
Attention: To check the authenticity of testing /inspection report & certificate, please contact us at telephone: (86-755) 8307 1443, or email: CN.Doccheck@sgs.com
SGS-CSTC Standards Technical Services Co.,Ltd. Shenzhen Branch
No.1 Workshop, M-10, Middle Section, Science & Technology Park, Nanshan District, Shenzhen, Guangdong, China 518057 t (86-755) 26012053 f (86-755) 26710594 www.sgsgroup.com.cn
中国·广东·深圳市南山区科技园中区M-10栋1号厂房 邮编:518057 t (86-755) 26012053 f (86-755) 26710594 sgs.china@sgs.com
Member of the SGS Group (SGS SA)

11ac_VHT(20M)_TX_CH_36_Horizontal-Peak

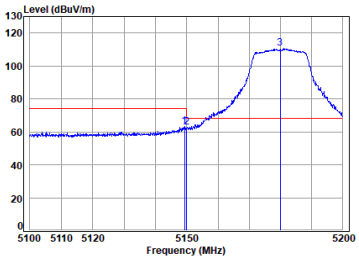

Condition: 3m HORIZONTAL
Job No : 05646WM/05647WM
Mode : 5180 Band edge
: 5G Wi-Fi 11ac20

	Freq	Cable Loss	Ant Factor	Preamp Factor	Read Level	Level	Limit Line	Over Limit	Remark	Aux Factor
	MHz	dB	dB/m	dB	dBuV	dBuV/m	dBuV/m	dB		dB
1	5149.257	10.14	33.30	29.95	49.89	63.38	74.00	-10.62	Peak	0.00
2	5149.980	10.14	33.30	29.95	49.44	62.93	74.00	-11.07	Peak	0.00
3 pp	5180.000	10.25	33.30	29.94	96.90	110.51	68.20	42.31	Peak	0.00

11ac_VHT(20M)_TX_CH_36_Horizontal-Avg

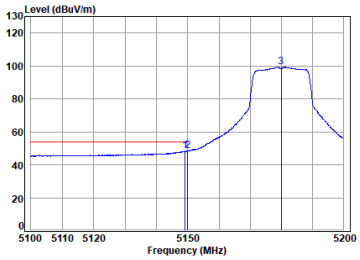

Condition: 3m HORIZONTAL
Job No : 05646WM/05647WM
Mode : 5180 Band edge
: 5G Wi-Fi 11ac20

	Freq	Cable Loss	Ant Factor	Preamp Factor	Read Level	Level	Limit Line	Over Limit	Remark	Aux Factor
	MHz	dB	dB/m	dB	dBuV	dBuV/m	dBuV/m	dB		dB
1	5149.157	10.14	33.30	29.95	34.72	48.21	54.00	-5.79	Average	0.00
2 pp	5149.980	10.14	33.30	29.95	34.95	48.44	54.00	-5.56	Average	0.00
3	5180.000	10.25	33.30	29.94	85.75	99.36	------	------	Average	0.00

11ac_VHT(20M)_TX_CH_36_Vertical-Peak

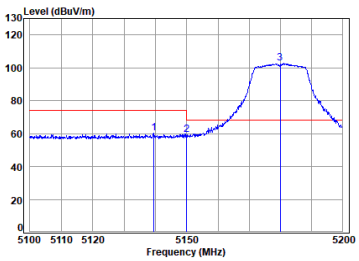

Condition: 3m VERTICAL
Job No : 05646WM/05647WM
Mode : 5180 Band edge
: 5G Wi-Fi 11ac20

	Freq	Cable Loss	Ant Factor	Preamp Factor	Read Level	Level	Limit Line	Over Limit	Remark	Aux Factor
	MHz	dB	dB/m	dB	dBuV	dBuV/m	dBuV/m	dB		dB
1	5139.468	10.10	33.30	29.95	46.62	60.07	74.00	-13.93	Peak	0.00
2	5149.980	10.14	33.30	29.95	45.96	59.45	74.00	-14.55	Peak	0.00
3 pp	5180.000	10.25	33.30	29.94	88.99	102.60	68.20	34.40	Peak	0.00

11ac_VHT(20M)_TX_CH_36_Vertical-Avg

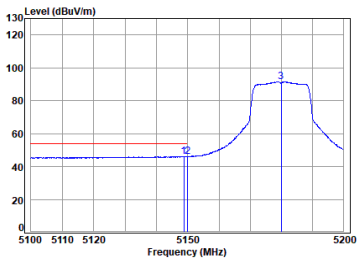

Condition: 3m VERTICAL
Job No : 05646WM/05647WM
Mode : 5180 Band edge
: 5G Wi-Fi 11ac20

	Freq	Cable Loss	Ant Factor	Preamp Factor	Read Level	Level	Limit Line	Over Limit	Remark	Aux Factor
	MHz	dB	dB/m	dB	dBuV	dBuV/m	dBuV/m	dB		dB
1 pp	5148.757	10.14	33.30	29.95	32.61	46.10	54.00	-7.90	Average	0.00
2	5149.980	10.14	33.30	29.95	32.57	46.06	54.00	-7.94	Average	0.00
3	5180.000	10.25	33.30	29.94	78.04	91.65	------	------	Average	0.00

Unless otherwise agreed in writing, this document is issued by the Company subject to its General Conditions of Service printed overleaf, available on request or accessible at https://www.sgs.com/en/Terms-and-Conditions. Attention is drawn to the limitation of liability, indemnification and jurisdiction issues defined therein. Any holder of this document is advised that information contained hereon reflects the Company's findings at the time of its intervention only and within the limits of Client's instructions, if any. The Company's sole responsibility is to its Client and this document does not exonerate parties to a transaction from exercising all their rights and obligations under the transaction documents. This document cannot be reproduced except in full, without prior written approval of the Company. Any unauthorized alteration, forgery or falsification of the content or appearance of this document is unlawful and offenders may be prosecuted to the fullest extent of the law. Unless otherwise stated the results shown in this test report refer only to the sample(s) tested and such sample(s) are retained for 30 days only.
Attention: To check the authenticity of testing /inspection report & certificate, please contact us at telephone: (86-755) 8307 1443, or email: CN.Doccheck@sgs.com
SGS-CSTC Standards Technical Services Co.,Ltd. Shenzhen Branch
No.1 Workshop, M-10, Middle Section, Science & Technology Park, Nanshan District, Shenzhen, Guangdong, China 518057 t (86-755) 26012053 f (86-755) 26710594 www.sgsgroup.com.cn
中国·广东·深圳市南山区科技园中区M-10栋1号厂房 邮编:518057 t (86-755) 26012053 f (86-755) 26710594 sgs.china@sgs.com
Member of the SGS Group (SGS SA)

11ac_VHT(40M)_TX_CH_38_Horizontal-Peak

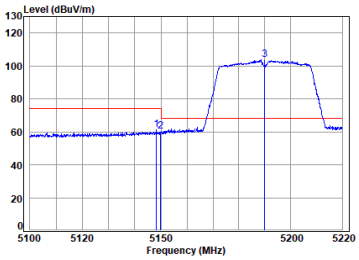

Condition: 3m HORIZONTAL
Job No : 05646WM/05647WM
Mode : 5190 Band edge
: 5G Wi-Fi 11ac40

	Freq	Cable Loss	Ant Factor	Preamp Factor	Read Level	Level	Limit Line	Over Limit	Remark	Aux Factor
	MHz	dB	dB/m	dB	dBuV	dBuV/m	dBuV/m	dB		dB
1	5148.264	10.13	33.30	29.95	47.77	61.25	74.00	-12.75	Peak	0.00
2	5149.980	10.14	33.30	29.95	46.99	60.48	74.00	-13.52	Peak	0.00
3 pp	5190.000	10.29	33.30	29.94	89.96	103.61	68.20	35.41	Peak	0.00

11ac_VHT(40M)_TX_CH_38_Horizontal-Avg

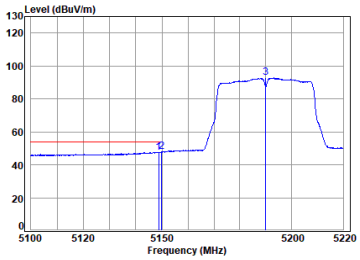

Condition: 3m HORIZONTAL
Job No : 05646WM/05647WM
Mode : 5190 Band edge
: 5G Wi-Fi 11ac40

	Freq	Cable Loss	Ant Factor	Preamp Factor	Read Level	Level	Limit Line	Over Limit	Remark	Aux Factor
	MHz	dB	dB/m	dB	dBuV	dBuV/m	dBuV/m	dB		dB
1	5148.743	10.14	33.30	29.95	34.19	47.68	54.00	-6.32	Average	0.00
2 pp	5149.980	10.14	33.30	29.95	34.24	47.73	54.00	-6.27	Average	0.00
3	5190.000	10.29	33.30	29.94	79.13	92.78	------	------	Average	0.00

11ac_VHT(40M)_TX_CH_38_Vertical-Peak

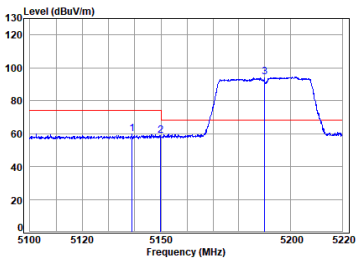

Condition: 3m VERTICAL
Job No : 05646WM/05647WM
Mode : 5190 Band edge
: 5G Wi-Fi 11ac40

	Freq	Cable Loss	Ant Factor	Preamp Factor	Read Level	Level	Limit Line	Over Limit	Remark	Aux Factor
	MHz	dB	dB/m	dB	dBuV	dBuV/m	dBuV/m	dB		dB
1	5138.933	10.10	33.30	29.95	46.30	59.75	74.00	-14.25	Peak	0.00
2	5149.980	10.14	33.30	29.95	45.32	58.81	74.00	-15.19	Peak	0.00
3 pp	5190.000	10.29	33.30	29.94	80.95	94.60	68.20	26.40	Peak	0.00

11ac_VHT(40M)_TX_CH_38_Vertical-Avg

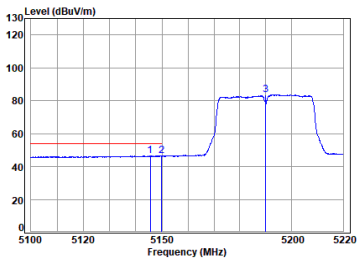

Condition: 3m VERTICAL
Job No : 05646WM/05647WM
Mode : 5190 Band edge
: 5G Wi-Fi 11ac40

	Freq	Cable Loss	Ant Factor	Preamp Factor	Read Level	Level	Limit Line	Over Limit	Remark	Aux Factor
	MHz	dB	dB/m	dB	dBuV	dBuV/m	dBuV/m	dB		dB
1	5145.511	10.12	33.30	29.95	33.03	46.50	54.00	-7.50	Average	0.00
2 pp	5149.980	10.14	33.30	29.95	33.12	46.61	54.00	-7.39	Average	0.00
3	5190.000	10.29	33.30	29.94	70.06	83.71	------	------	Average	0.00

Unless otherwise agreed in writing, this document is issued by the Company subject to its General Conditions of Service printed overleaf, available on request or accessible at https://www.sgs.com/en/Terms-and-Conditions. Attention is drawn to the limitation of liability, indemnification and jurisdiction issues defined therein. Any holder of this document is advised that information contained hereon reflects the Company's findings at the time of its intervention only and within the limits of Client's instructions, if any. The Company's sole responsibility is to its Client and this document does not exonerate parties to a transaction from exercising all their rights and obligations under the transaction documents. This document cannot be reproduced except in full, without prior written approval of the Company. Any unauthorized alteration, forgery or falsification of the content or appearance of this document is unlawful and offenders may be prosecuted to the fullest extent of the law. Unless otherwise stated the results shown in this test report refer only to the sample(s) tested and such sample(s) are retained for 30 days only.
Attention: To check the authenticity of testing /inspection report & certificate, please contact us at telephone: (86-755) 8307 1443, or email: CN.Doccheck@sgs.com
SGS-CSTC Standards Technical Services Co.,Ltd. Shenzhen Branch
No.1 Workshop, M-10, Middle Section, Science & Technology Park, Nanshan District, Shenzhen, Guangdong, China 518057 t (86-755) 26012053 f (86-755) 26710594 www.sgsgroup.com.cn
中国·广东·深圳市南山区科技园中区M-10栋1号厂房 邮编:518057 t (86-755) 26012053 f (86-755) 26710594 sgs.china@sgs.com
Member of the SGS Group (SGS SA)

11ac_VHT(80M)_TX_CH_42_Horizontal-Peak

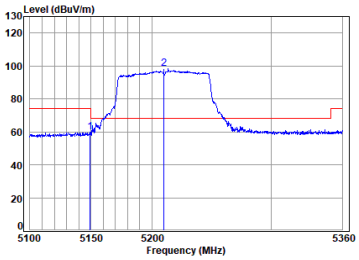

Condition: 3m HORIZONTAL
Job No : 05646WM/05647WM
Mode : 5210 Band edge
: 5G Wi-Fi 11ac80

	Freq	Cable Loss	Ant Factor	Preamp Factor	Read Level	Level	Limit Line	Over Limit	Remark	Aux Factor
	MHz	dB	dB/m	dB	dBuV	dBuV/m	dBuV/m	dB		dB
1	5149.178	10.14	33.30	29.95	46.29	59.78	74.00	-14.22	Peak	0.00
2 pp	5210.000	10.32	33.28	29.93	84.93	98.60	68.20	30.40	Peak	0.00
3	5360.000	10.48	33.02	29.89	47.54	61.15	74.00	-12.85	Peak	0.00

11ac_VHT(80M)_TX_CH_42_Horizontal-Avg

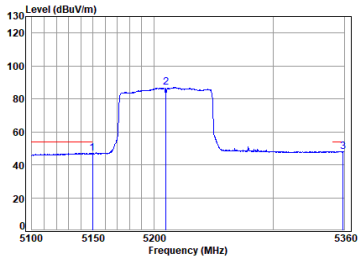

Condition: 3m HORIZONTAL
Job No : 05646WM/05647WM
Mode : 5210 Band edge
: 5G Wi-Fi 11ac80

	Freq	Cable Loss	Ant Factor	Preamp Factor	Read Level	Level	Limit Line	Over Limit	Remark	Aux Factor
	MHz	dB	dB/m	dB	dBuV	dBuV/m	dBuV/m	dB		dB
1	5149.435	10.14	33.30	29.95	33.62	47.11	54.00	-6.89	Average	0.00
2	5210.000	10.32	33.28	29.93	73.35	87.02	------	------	Average	0.00
3 pp	5359.201	10.48	33.02	29.89	34.43	48.04	54.00	-5.96	Average	0.00

11ac_VHT(80M)_TX_CH_42_Vertical-Peak

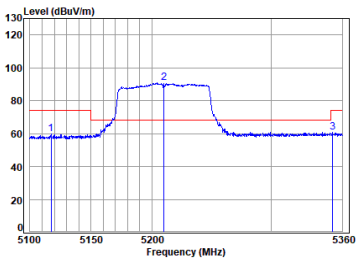

Condition: 3m VERTICAL
Job No : 05646WM/05647WM
Mode : 5210 Band edge
: 5G Wi-Fi 11ac80

	Freq	Cable Loss	Ant Factor	Preamp Factor	Read Level	Level	Limit Line	Over Limit	Remark	Aux Factor
	MHz	dB	dB/m	dB	dBuV	dBuV/m	dBuV/m	dB		dB
1	5117.273	10.02	33.30	29.96	46.58	59.94	74.00	-14.06	Peak	0.00
2 pp	5210.000	10.32	33.28	29.93	77.23	90.90	68.20	22.70	Peak	0.00
3	5351.744	10.46	33.00	29.89	47.08	60.65	74.00	-13.35	Peak	0.00

11ac_VHT(80M)_TX_CH_42_Vertical-Avg

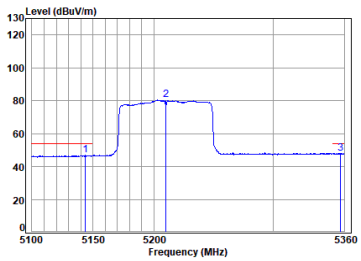

Condition: 3m VERTICAL
Job No : 05646WM/05647WM
Mode : 5210 Band edge
: 5G Wi-Fi 11ac80

	Freq	Cable Loss	Ant Factor	Preamp Factor	Read Level	Level	Limit Line	Over Limit	Remark	Aux Factor
	MHz	dB	dB/m	dB	dBuV	dBuV/m	dBuV/m	dB		dB
1	5143.549	10.12	33.30	29.95	33.61	47.08	54.00	-6.92	Average	0.00
2	5210.000	10.32	33.28	29.93	66.70	80.37	------	------	Average	0.00
3 pp	5357.069	10.47	33.01	29.89	34.56	48.15	54.00	-5.85	Average	0.00

Unless otherwise agreed in writing, this document is issued by the Company subject to its General Conditions of Service printed overleaf, available on request or accessible at https://www.sgs.com/en/Terms-and-Conditions. Attention is drawn to the limitation of liability, indemnification and jurisdiction issues defined therein. Any holder of this document is advised that information contained hereon reflects the Company's findings at the time of its intervention only and within the limits of Client's instructions, if any. The Company's sole responsibility is to its Client and this document does not exonerate parties to a transaction from exercising all their rights and obligations under the transaction documents. This document cannot be reproduced except in full, without prior written approval of the Company. Any unauthorized alteration, forgery or falsification of the content or appearance of this document is unlawful and offenders may be prosecuted to the fullest extent of the law. Unless otherwise stated the results shown in this test report refer only to the sample(s) tested and such sample(s) are retained for 30 days only.
Attention: To check the authenticity of testing /inspection report & certificate, please contact us at telephone: (86-755) 8307 1443, or email: CN.Doccheck@sgs.com
SGS-CSTC Standards Technical Services Co.,Ltd. Shenzhen Branch
No.1 Workshop, M-10, Middle Section, Science & Technology Park, Nanshan District, Shenzhen, Guangdong, China 518057 t (86-755) 26012053 f (86-755) 26710594 www.sgsgroup.com.cn
中国·广东·深圳市南山区科技园中区M-10栋1号厂房 邮编:518057 t (86-755) 26012053 f (86-755) 26710594 sgs.china@sgs.com
Member of the SGS Group (SGS SA)

11a_TX_CH_64_Horizontal-Peak

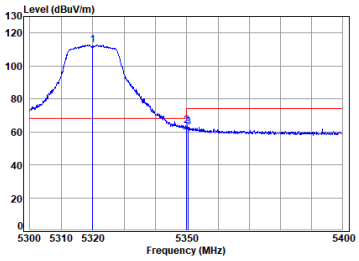

Condition: 3m HORIZONTAL
Job No : 05646WM/05647WM
Mode : 5320 Band edge
: 5G Wi-Fi 11a

	Freq	Cable Loss	Ant Factor	Preamp Factor	Read Level	Level	Limit Line	Over Limit	Remark	Aux Factor
	MHz	dB	dB/m	dB	dBuV	dBuV/m	dBuV/m	dB		dB
1 pp	5320.000	10.35	33.06	29.90	99.26	112.77	68.20	44.57	Peak	0.00
2	5350.020	10.45	33.00	29.89	50.11	63.67	74.00	-10.33	Peak	0.00
3	5350.566	10.45	33.00	29.89	49.42	62.98	74.00	-11.02	Peak	0.00

11a_TX_CH_64_Horizontal-Avg

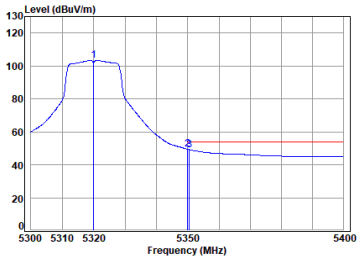

Condition: 3m HORIZONTAL
Job No : 05646WM/05647WM
Mode : 5320 Band edge
: 5G Wi-Fi 11a

	Freq	Cable Loss	Ant Factor	Preamp Factor	Read Level	Level	Limit Line	Over Limit	Remark	Aux Factor
	MHz	dB	dB/m	dB	dBuV	dBuV/m	dBuV/m	dB		dB
1	5320.000	10.35	33.06	29.90	89.98	103.49	------	------	Average	0.00
2 pp	5350.020	10.45	33.00	29.89	35.95	49.51	54.00	-4.49	Average	0.00
3	5350.566	10.45	33.00	29.89	35.56	49.12	54.00	-4.88	Average	0.00

11a_TX_CH_64_Vertical-Peak

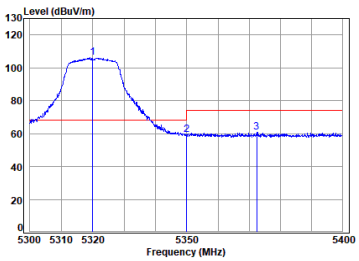

Condition: 3m VERTICAL
Job No : 05646WM/05647WM
Mode : 5320 Band edge
: 5G Wi-Fi 11a

	Freq	Cable Loss	Ant Factor	Preamp Factor	Read Level	Level	Limit Line	Over Limit	Remark	Aux Factor
	MHz	dB	dB/m	dB	dBuV	dBuV/m	dBuV/m	dB		dB
1 pp	5320.000	10.35	33.06	29.90	92.77	106.28	68.20	38.08	Peak	0.00
2	5350.020	10.45	33.00	29.89	45.84	59.40	74.00	-14.60	Peak	0.00
3	5372.414	10.53	33.04	29.88	47.04	60.73	74.00	-13.27	Peak	0.00

11a_TX_CH_64_Vertical-Avg

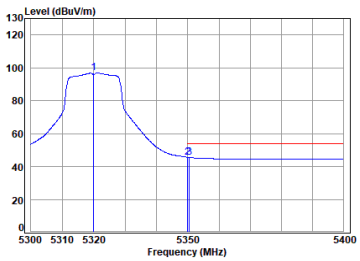

Condition: 3m VERTICAL
Job No : 05646WM/05647WM
Mode : 5320 Band edge
: 5G Wi-Fi 11a

	Freq	Cable Loss	Ant Factor	Preamp Factor	Read Level	Level	Limit Line	Over Limit	Remark	Aux Factor
	MHz	dB	dB/m	dB	dBuV	dBuV/m	dBuV/m	dB		dB
1	5320.000	10.35	33.06	29.90	83.40	96.91	------	------	Average	0.00
2 pp	5350.020	10.45	33.00	29.89	32.09	45.65	54.00	-8.35	Average	0.00
3	5350.566	10.45	33.00	29.89	31.93	45.49	54.00	-8.51	Average	0.00

Unless otherwise agreed in writing, this document is issued by the Company subject to its General Conditions of Service printed overleaf, available on request or accessible at https://www.sgs.com/en/Terms-and-Conditions. Attention is drawn to the limitation of liability, indemnification and jurisdiction issues defined therein. Any holder of this document is advised that information contained hereon reflects the Company's findings at the time of its intervention only and within the limits of Client's instructions, if any. The Company's sole responsibility is to its Client and this document does not exonerate parties to a transaction from exercising all their rights and obligations under the transaction documents. This document cannot be reproduced except in full, without prior written approval of the Company. Any unauthorized alteration, forgery or falsification of the content or appearance of this document is unlawful and offenders may be prosecuted to the fullest extent of the law. Unless otherwise stated the results shown in this test report refer only to the sample(s) tested and such sample(s) are retained for 30 days only.
Attention: To check the authenticity of testing /inspection report & certificate, please contact us at telephone: (86-755) 8307 1443, or email: CN.Doccheck@sgs.com
SGS-CSTC Standards Technical Services Co.,Ltd. Shenzhen Branch
No.1 Workshop, M-10, Middle Section, Science & Technology Park, Nanshan District, Shenzhen, Guangdong, China 518057 t (86-755) 26012053 f (86-755) 26710594 www.sgsgroup.com.cn
中国·广东·深圳市南山区科技园中区M-10栋1号厂房 邮编:518057 t (86-755) 26012053 f (86-755) 26710594 sgs.china@sgs.com
Member of the SGS Group (SGS SA)

11ac_VHT(20M)_TX_CH_64_Horizontal-Peak

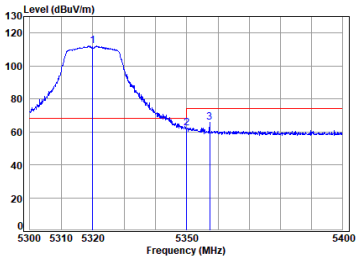

Condition: 3m HORIZONTAL
Job No : 05646WM/05647WM
Mode : 5320 Band edge
: 5G Wi-Fi 11ac20

	Freq	Cable Loss	Ant Factor	Preamp Factor	Read Level	Level	Limit Line	Over Limit	Remark	Aux Factor
	MHz	dB	dB/m	dB	dBuV	dBuV/m	dBuV/m	dB		dB
1 pp	5320.000	10.35	33.06	29.90	98.59	112.10	68.20	43.90	Peak	0.00
2	5350.020	10.45	33.00	29.89	48.55	62.11	74.00	-11.89	Peak	0.00
3	5357.372	10.48	33.01	29.89	52.08	65.68	74.00	-8.32	Peak	0.00

11ac_VHT(20M)_TX_CH_64_Horizontal-Avg

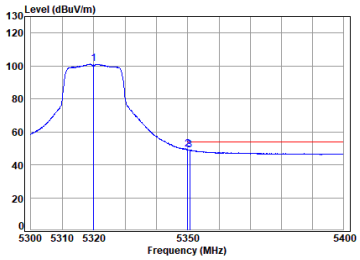

Condition: 3m HORIZONTAL
Job No : 05646WM/05647WM
Mode : 5320 Band edge
: 5G Wi-Fi 11ac20

	Freq	Cable Loss	Ant Factor	Preamp Factor	Read Level	Level	Limit Line	Over Limit	Remark	Aux Factor
	MHz	dB	dB/m	dB	dBuV	dBuV/m	dBuV/m	dB		dB
1	5320.000	10.35	33.06	29.90	87.65	101.16	------	------	Average	0.00
2 pp	5350.020	10.45	33.00	29.89	35.74	49.30	54.00	-4.70	Average	0.00
3	5350.667	10.45	33.00	29.89	35.35	48.91	54.00	-5.09	Average	0.00

11ac_VHT(20M)_TX_CH_64_Vertical-Peak

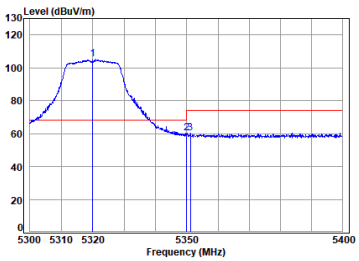

Condition: 3m VERTICAL
Job No : 05646WM/05647WM
Mode : 5320 Band edge
: 5G Wi-Fi 11ac20

	Freq	Cable Loss	Ant Factor	Preamp Factor	Read Level	Level	Limit Line	Over Limit	Remark	Aux Factor
	MHz	dB	dB/m	dB	dBuV	dBuV/m	dBuV/m	dB		dB
1 pp	5320.000	10.35	33.06	29.90	91.54	105.05	68.20	36.85	Peak	0.00
2	5350.020	10.45	33.00	29.89	46.70	60.26	74.00	-13.74	Peak	0.00
3	5351.167	10.45	33.00	29.89	46.86	60.42	74.00	-13.58	Peak	0.00

11ac_VHT(20M)_TX_CH_64_Vertical-Avg

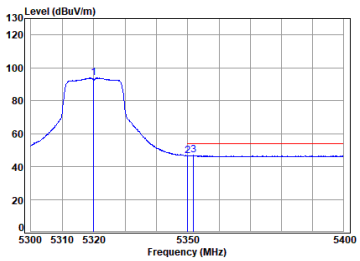

Condition: 3m VERTICAL
Job No : 05646WM/05647WM
Mode : 5320 Band edge
: 5G Wi-Fi 11ac20

	Freq	Cable Loss	Ant Factor	Preamp Factor	Read Level	Level	Limit Line	Over Limit	Remark	Aux Factor
	MHz	dB	dB/m	dB	dBuV	dBuV/m	dBuV/m	dB		dB
1	5320.000	10.35	33.06	29.90	80.37	93.88	------	------	Average	0.00
2	5350.020	10.45	33.00	29.89	33.01	46.57	54.00	-7.43	Average	0.00
3 pp	5351.867	10.46	33.00	29.89	33.16	46.73	54.00	-7.27	Average	0.00

Unless otherwise agreed in writing, this document is issued by the Company subject to its General Conditions of Service printed overleaf, available on request or accessible at https://www.sgs.com/en/Terms-and-Conditions. Attention is drawn to the limitation of liability, indemnification and jurisdiction issues defined therein. Any holder of this document is advised that information contained hereon reflects the Company's findings at the time of its intervention only and within the limits of Client's instructions, if any. The Company's sole responsibility is to its Client and this document does not exonerate parties to a transaction from exercising all their rights and obligations under the transaction documents. This document cannot be reproduced except in full, without prior written approval of the Company. Any unauthorized alteration, forgery or falsification of the content or appearance of this document is unlawful and offenders may be prosecuted to the fullest extent of the law. Unless otherwise stated the results shown in this test report refer only to the sample(s) tested and such sample(s) are retained for 30 days only.
Attention: To check the authenticity of testing /inspection report & certificate, please contact us at telephone: (86-755) 8307 1443, or email: CN.Doccheck@sgs.com
SGS-CSTC Standards Technical Services Co.,Ltd. Shenzhen Branch
No.1 Workshop, M-10, Middle Section, Science & Technology Park, Nanshan District, Shenzhen, Guangdong, China 518057 t (86-755) 26012053 f (86-755) 26710594 www.sgsgroup.com.cn
中国·广东·深圳市南山区科技园中区M-10栋1号厂房 邮编:518057 t (86-755) 26012053 f (86-755) 26710594 sgs.china@sgs.com
Member of the SGS Group (SGS SA)

11ac_VHT(40M)_TX_CH_62_Horizontal-Peak

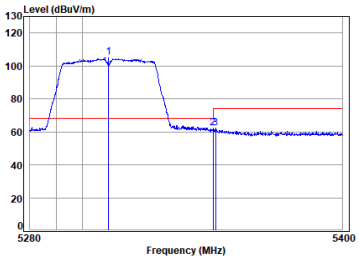

Condition: 3m HORIZONTAL
Job No : 05646WM/05647WM
Mode : 5310 Band edge
: 5G Wi-Fi 11ac40

	Freq	Cable Loss	Ant Factor	Preamp Factor	Read Level	Level	Limit Line	Over Limit	Remark	Aux Factor
	MHz	dB	dB/m	dB	dBuV	dBuV/m	dBuV/m	dB		dB
1 pp	5310.000	10.31	33.08	29.90	91.63	105.12	68.20	36.92	Peak	0.00
2	5350.020	10.45	33.00	29.89	48.48	62.04	74.00	-11.96	Peak	0.00
3	5351.075	10.45	33.00	29.89	48.91	62.47	74.00	-11.53	Peak	0.00

11ac_VHT(40M)_TX_CH_62_Horizontal-Avg

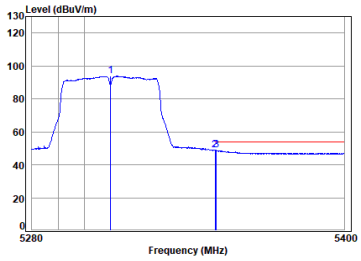

Condition: 3m HORIZONTAL
Job No : 05646WM/05647WM
Mode : 5310 Band edge
: 5G Wi-Fi 11ac40

	Freq	Cable Loss	Ant Factor	Preamp Factor	Read Level	Level	Limit Line	Over Limit	Remark	Aux Factor
	MHz	dB	dB/m	dB	dBuV	dBuV/m	dBuV/m	dB		dB
1	5310.000	10.31	33.08	29.90	80.29	93.78	------	------	Average	0.00
2 pp	5350.020	10.45	33.00	29.89	35.35	48.91	54.00	-5.09	Average	0.00
3	5350.594	10.45	33.00	29.89	35.27	48.83	54.00	-5.17	Average	0.00

11ac_VHT(40M)_TX_CH_62_Vertical-Peak

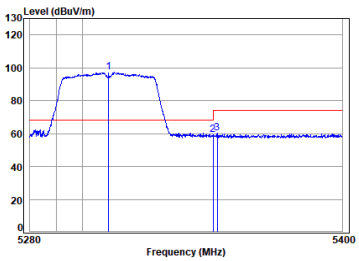

Condition: 3m VERTICAL
Job No : 05646WM/05647WM
Mode : 5310 Band edge
: 5G Wi-Fi 11ac40

	Freq	Cable Loss	Ant Factor	Preamp Factor	Read Level	Level	Limit Line	Over Limit	Remark	Aux Factor
	MHz	dB	dB/m	dB	dBuV	dBuV/m	dBuV/m	dB		dB
1 pp	5310.000	10.31	33.08	29.90	83.67	97.16	68.20	28.96	Peak	0.00
2	5350.020	10.45	33.00	29.89	45.78	59.34	74.00	-14.66	Peak	0.00
3	5351.676	10.46	33.00	29.89	46.75	60.32	74.00	-13.68	Peak	0.00

11ac_VHT(40M)_TX_CH_62_Vertical-Avg

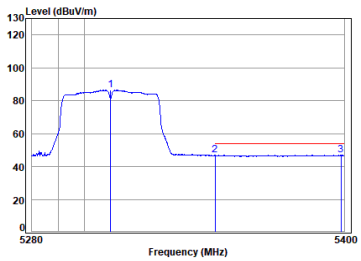

Condition: 3m VERTICAL
Job No : 05646WM/05647WM
Mode : 5310 Band edge
: 5G Wi-Fi 11ac40

	Freq	Cable Loss	Ant Factor	Preamp Factor	Read Level	Level	Limit Line	Over Limit	Remark	Aux Factor
	MHz	dB	dB/m	dB	dBuV	dBuV/m	dBuV/m	dB		dB
1	5310.000	10.31	33.08	29.90	72.93	86.42	------	------	Average	0.00
2 pp	5350.020	10.45	33.00	29.89	33.43	46.99	54.00	-7.01	Average	0.00
3	5398.787	10.62	33.10	29.87	33.11	46.96	54.00	-7.04	Average	0.00

Unless otherwise agreed in writing, this document is issued by the Company subject to its General Conditions of Service printed overleaf, available on request or accessible at https://www.sgs.com/en/Terms-and-Conditions. Attention is drawn to the limitation of liability, indemnification and jurisdiction issues defined therein. Any holder of this document is advised that information contained hereon reflects the Company's findings at the time of its intervention only and within the limits of Client's instructions, if any. The Company's sole responsibility is to its Client and this document does not exonerate parties to a transaction from exercising all their rights and obligations under the transaction documents. This document cannot be reproduced except in full, without prior written approval of the Company. Any unauthorized alteration, forgery or falsification of the content or appearance of this document is unlawful and offenders may be prosecuted to the fullest extent of the law. Unless otherwise stated the results shown in this test report refer only to the sample(s) tested and such sample(s) are retained for 30 days only.
Attention: To check the authenticity of testing /inspection report & certificate, please contact us at telephone: (86-755) 8307 1443, or email: CN.Doccheck@sgs.com
SGS-CSTC Standards Technical Services Co.,Ltd. Shenzhen Branch
No.1 Workshop, M-10, Middle Section, Science & Technology Park, Nanshan District, Shenzhen, Guangdong, China 518057 t (86-755) 26012053 f (86-755) 26710594 www.sgsgroup.com.cn
中国·广东·深圳市南山区科技园中区M-10栋1号厂房 邮编:518057 t (86-755) 26012053 f (86-755) 26710594 sgs.china@sgs.com
Member of the SGS Group (SGS SA)

11ac_VHT(80M)_TX_CH_58_Horizontal-Peak

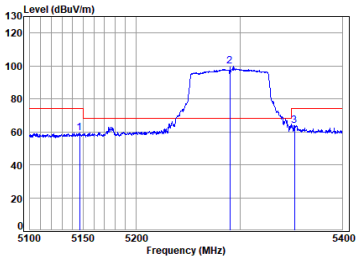

Condition: 3m HORIZONTAL
Job No : 05646WM/05647WM
Mode : 5290 Band edge
: 5G Wi-Fi 11ac80

	Freq	Cable Loss	Ant Factor	Preamp Factor	Read Level	Level	Limit Line	Over Limit	Remark	Aux Factor
	MHz	dB	dB/m	dB	dBuV	dBuV/m	dBuV/m	dB		dB
1	5146.561	10.13	33.30	29.95	45.88	59.36	74.00	-14.64	Peak	0.00
2 pp	5290.000	10.28	33.12	29.91	86.12	99.61	68.20	31.41	Peak	0.00
3	5352.981	10.46	33.01	29.89	50.31	63.89	74.00	-10.11	Peak	0.00

11ac_VHT(80M)_TX_CH_58_Horizontal-Avg

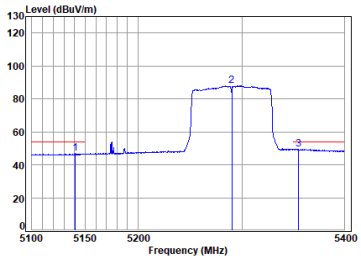

Condition: 3m HORIZONTAL
Job No : 05646WM/05647WM
Mode : 5290 Band edge
: 5G Wi-Fi 11ac80

	Freq	Cable Loss	Ant Factor	Preamp Factor	Read Level	Level	Limit Line	Over Limit	Remark	Aux Factor
	MHz	dB	dB/m	dB	dBuV	dBuV/m	dBuV/m	dB		dB
1	5140.681	10.11	33.30	29.95	33.26	46.72	54.00	-7.28	Average	0.00
2	5290.000	10.28	33.12	29.91	74.47	87.96	------	------	Average	0.00
3 pp	5355.124	10.47	33.01	29.89	35.95	49.54	54.00	-4.46	Average	0.00

11ac_VHT(80M)_TX_CH_58_Vertical-Peak

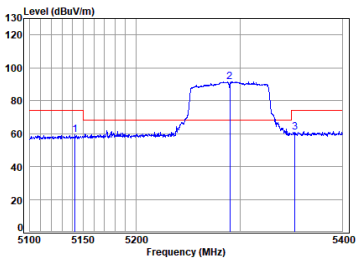

Condition: 3m VERTICAL
Job No : 05646WM/05647WM
Mode : 5290 Band edge
: 5G Wi-Fi 11ac80

	Freq	Cable Loss	Ant Factor	Preamp Factor	Read Level	Level	Limit Line	Over Limit	Remark	Aux Factor
	MHz	dB	dB/m	dB	dBuV	dBuV/m	dBuV/m	dB		dB
1	5142.150	10.11	33.30	29.95	45.87	59.33	74.00	-14.67	Peak	0.00
2 pp	5290.000	10.28	33.12	29.91	78.12	91.61	68.20	23.41	Peak	0.00
3	5353.594	10.46	33.01	29.89	47.15	60.73	74.00	-13.27	Peak	0.00

11ac_VHT(80M)_TX_CH_58_Vertical-Avg

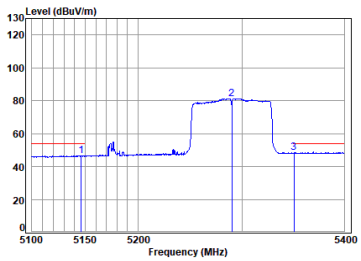

Condition: 3m VERTICAL
Job No : 05646WM/05647WM
Mode : 5290 Band edge
: 5G Wi-Fi 11ac80

	Freq	Cable Loss	Ant Factor	Preamp Factor	Read Level	Level	Limit Line	Over Limit	Remark	Aux Factor
	MHz	dB	dB/m	dB	dBuV	dBuV/m	dBuV/m	dB		dB
1	5146.267	10.13	33.30	29.95	33.15	46.63	54.00	-7.37	Average	0.00
2	5290.000	10.28	33.12	29.91	67.76	81.25	------	------	Average	0.00
3 pp	5350.535	10.45	33.00	29.89	34.79	48.35	54.00	-5.65	Average	0.00

Unless otherwise agreed in writing, this document is issued by the Company subject to its General Conditions of Service printed overleaf, available on request or accessible at https://www.sgs.com/en/Terms-and-Conditions. Attention is drawn to the limitation of liability, indemnification and jurisdiction issues defined therein. Any holder of this document is advised that information contained hereon reflects the Company's findings at the time of its intervention only and within the limits of Client's instructions, if any. The Company's sole responsibility is to its Client and this document does not exonerate parties to a transaction from exercising all their rights and obligations under the transaction documents. This document cannot be reproduced except in full, without prior written approval of the Company. Any unauthorized alteration, forgery or falsification of the content or appearance of this document is unlawful and offenders may be prosecuted to the fullest extent of the law. Unless otherwise stated the results shown in this test report refer only to the sample(s) tested and such sample(s) are retained for 30 days only.
Attention: To check the authenticity of testing /inspection report & certificate, please contact us at telephone: (86-755) 8307 1443, or email: CN.Doccheck@sgs.com
SGS-CSTC Standards Technical Services Co.,Ltd. Shenzhen Branch
No.1 Workshop, M-10, Middle Section, Science & Technology Park, Nanshan District, Shenzhen, Guangdong, China 518057 t (86-755) 26012053 f (86-755) 26710594 www.sgsgroup.com.cn
中国·广东·深圳市南山区科技园中区M-10栋1号厂房 邮编:518057 t (86-755) 26012053 f (86-755) 26710594 sgs.china@sgs.com
Member of the SGS Group (SGS SA)

11a_TX_CH_100_Horizontal-Peak

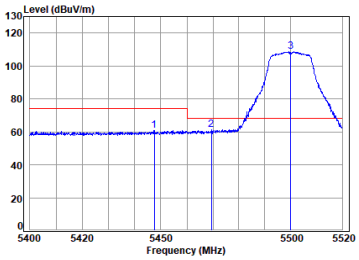

Condition: 3m HORIZONTAL
Job No : 05646WM/05647WM
Mode : 5500 Band edge
: 5G Wi-Fi 11a

	Freq	Cable Loss	Ant Factor	Preamp Factor	Read Level	Level	Limit Line	Over Limit	Remark	Aux Factor
	MHz	dB	dB/m	dB	dBuV	dBuV/m	dBuV/m	dB		dB
1	5447.564	10.60	33.10	29.86	46.97	60.81	74.00	-13.19	Peak	0.00
2	5469.399	10.59	33.10	29.85	47.48	61.32	68.20	-6.88	Peak	0.00
3 pp	5500.000	10.58	33.10	29.84	94.67	108.51	68.20	40.31	Peak	0.00

11a_TX_CH_100_Horizontal-Avg

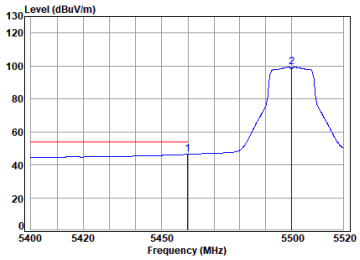

Condition: 3m HORIZONTAL
Job No : 05646WM/05647WM
Mode : 5500 Band edge
: 5G Wi-Fi 11a

	Freq	Cable Loss	Ant Factor	Preamp Factor	Read Level	Level	Limit Line	Over Limit	Remark	Aux Factor
	MHz	dB	dB/m	dB	dBuV	dBuV/m	dBuV/m	dB		dB
1 pp	5459.910	10.60	33.10	29.86	32.52	46.36	54.00	-7.64	Average	0.00
2	5500.000	10.58	33.10	29.84	85.56	99.40	------	------	Average	0.00

11a_TX_CH_100_Vertical-Peak

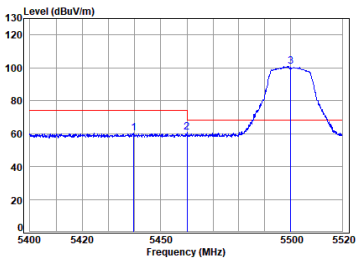

Condition: 3m VERTICAL
Job No : 05646WM/05647WM
Mode : 5500 Band edge
: 5G Wi-Fi 11a

	Freq	Cable Loss	Ant Factor	Preamp Factor	Read Level	Level	Limit Line	Over Limit	Remark	Aux Factor
	MHz	dB	dB/m	dB	dBuV	dBuV/m	dBuV/m	dB		dB
1	5439.667	10.60	33.10	29.86	46.42	60.26	74.00	-13.74	Peak	0.00
2	5460.030	10.60	33.10	29.86	46.79	60.63	68.20	-7.57	Peak	0.00
3 pp	5500.000	10.58	33.10	29.84	87.18	101.02	68.20	32.82	Peak	0.00

11a_TX_CH_100_Vertical-Avg

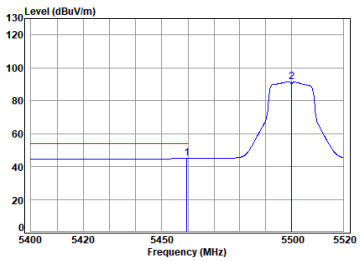

Condition: 3m VERTICAL
Job No : 05646WM/05647WM
Mode : 5500 Band edge
: 5G Wi-Fi 11a

	Freq	Cable Loss	Ant Factor	Preamp Factor	Read Level	Level	Limit Line	Over Limit	Remark	Aux Factor
	MHz	dB	dB/m	dB	dBuV	dBuV/m	dBuV/m	dB		dB
1 pp	5459.550	10.60	33.10	29.86	31.00	44.84	54.00	-9.16	Average	0.00
2	5500.000	10.58	33.10	29.84	77.74	91.58	------	------	Average	0.00

Unless otherwise agreed in writing, this document is issued by the Company subject to its General Conditions of Service printed overleaf, available on request or accessible at https://www.sgs.com/en/Terms-and-Conditions. Attention is drawn to the limitation of liability, indemnification and jurisdiction issues defined therein. Any holder of this document is advised that information contained hereon reflects the Company's findings at the time of its intervention only and within the limits of Client's instructions, if any. The Company's sole responsibility is to its Client and this document does not exonerate parties to a transaction from exercising all their rights and obligations under the transaction documents. This document cannot be reproduced except in full, without prior written approval of the Company. Any unauthorized alteration, forgery or falsification of the content or appearance of this document is unlawful and offenders may be prosecuted to the fullest extent of the law. Unless otherwise stated the results shown in this test report refer only to the sample(s) tested and such sample(s) are retained for 30 days only.
Attention: To check the authenticity of testing /inspection report & certificate, please contact us at telephone: (86-755) 8307 1443, or email: CN.Doccheck@sgs.com
SGS-CSTC Standards Technical Services Co.,Ltd. Shenzhen Branch
No.1 Workshop, M-10, Middle Section, Science & Technology Park, Nanshan District, Shenzhen, Guangdong, China 518057 t (86-755) 26012053 f (86-755) 26710594 www.sgsgroup.com.cn
中国·广东·深圳市南山区科技园中区M-10栋1号厂房 邮编:518057 t (86-755) 26012053 f (86-755) 26710594 sgs.china@sgs.com
Member of the SGS Group (SGS SA)

11a_TX_CH_140_Horizontal-Peak

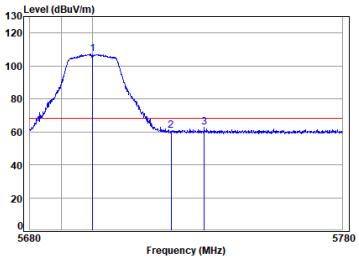

Condition: 3m HORIZONTAL
Job No : 05646WM/05647WM
Mode : 5700 Band edge
: 5G Wi-Fi 11a

	Freq	Cable Loss	Ant Factor	Preamp Factor	Read Level	Level	Limit Line	Over Limit	Remark	Aux Factor
	MHz	dB	dB/m	dB	dBuV	dBuV/m	dBuV/m	dB		dB
1 pp	5700.000	10.56	33.70	29.78	92.96	107.44	68.20	39.24	Peak	0.00
2	5725.000	10.68	33.75	29.78	46.30	60.95	68.20	-7.25	Peak	0.00
3	5735.584	10.72	33.77	29.77	47.82	62.54	68.20	-5.66	Peak	0.00

11a_TX_CH_140_Vertical-Peak

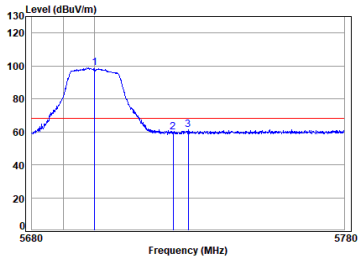

Condition: 3m VERTICAL
Job No : 05646WM/05647WM
Mode : 5700 Band edge
: 5G Wi-Fi 11a

	Freq	Cable Loss	Ant Factor	Preamp Factor	Read Level	Level	Limit Line	Over Limit	Remark	Aux Factor
	MHz	dB	dB/m	dB	dBuV	dBuV/m	dBuV/m	dB		dB
1 pp	5700.000	10.56	33.70	29.78	84.23	98.71	68.20	30.51	Peak	0.00
2	5725.000	10.68	33.75	29.78	45.34	59.99	68.20	-8.21	Peak	0.00
3	5729.882	10.70	33.76	29.78	46.72	61.40	68.20	-6.80	Peak	0.00

11ac_VHT(20M)_TX_CH_100_Horizontal-Peak

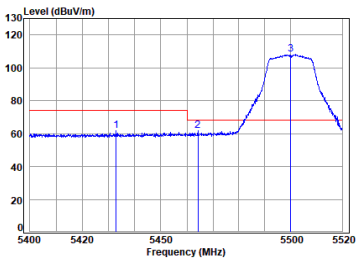

Condition: 3m HORIZONTAL
Job No : 05646WM/05647WM
Mode : 5500 Band edge
: 5G Wi-Fi 11ac20

	Freq	Cable Loss	Ant Factor	Preamp Factor	Read Level	Level	Limit Line	Over Limit	Remark	Aux Factor
	MHz	dB	dB/m	dB	dBuV	dBuV/m	dBuV/m	dB		dB
1	5432.857	10.61	33.10	29.86	47.83	61.68	74.00	-12.32	Peak	0.00
2	5464.232	10.59	33.10	29.85	47.90	61.74	68.20	-6.46	Peak	0.00
3 pp	5500.000	10.58	33.10	29.84	94.28	108.12	68.20	39.92	Peak	0.00

11ac_VHT(20M)_TX_CH_100_Horizontal-Avg

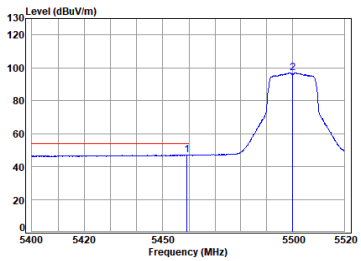

Condition: 3m HORIZONTAL
Job No : 05646WM/05647WM
Mode : 5500 Band edge
: 5G Wi-Fi 11ac20

	Freq	Cable Loss	Ant Factor	Preamp Factor	Read Level	Level	Limit Line	Over Limit	Remark	Aux Factor
	MHz	dB	dB/m	dB	dBuV	dBuV/m	dBuV/m	dB		dB
1 pp	5459.190	10.60	33.10	29.86	33.32	47.16	54.00	-6.84	Average	0.00
2	5500.000	10.58	33.10	29.84	83.28	97.12	------	------	Average	0.00

Unless otherwise agreed in writing, this document is issued by the Company subject to its General Conditions of Service printed overleaf, available on request or accessible at https://www.sgs.com/en/Terms-and-Conditions. Attention is drawn to the limitation of liability, indemnification and jurisdiction issues defined therein. Any holder of this document is advised that information contained hereon reflects the Company's findings at the time of its intervention only and within the limits of Client's instructions, if any. The Company's sole responsibility is to its Client and this document does not exonerate parties to a transaction from exercising all their rights and obligations under the transaction documents. This document cannot be reproduced except in full, without prior written approval of the Company. Any unauthorized alteration, forgery or falsification of the content or appearance of this document is unlawful and offenders may be prosecuted to the fullest extent of the law. Unless otherwise stated the results shown in this test report refer only to the sample(s) tested and such sample(s) are retained for 30 days only.
Attention: To check the authenticity of testing /inspection report & certificate, please contact us at telephone: (86-755) 8307 1443, or email: CN.Doccheck@sgs.com
SGS-CSTC Standards Technical Services Co.,Ltd. Shenzhen Branch
No.1 Workshop, M-10, Middle Section, Science & Technology Park, Nanshan District, Shenzhen, Guangdong, China 518057 t (86-755) 26012053 f (86-755) 26710594 www.sgsgroup.com.cn
中国·广东·深圳市南山区科技园中区M-10栋1号厂房 邮编:518057 t (86-755) 26012053 f (86-755) 26710594 sgs.china@sgs.com
Member of the SGS Group (SGS SA)

11ac_VHT(20M)_TX_CH_100_Vertical-Peak

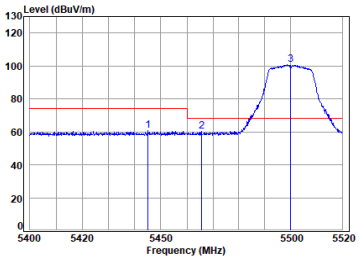

Condition: 3m VERTICAL
Job No : 05646WM/05647WM
Mode : 5500 Band edge
: 5G Wi-Fi 11ac20

	Freq	Cable Loss	Ant Factor	Preamp Factor	Read Level	Level	Limit Line	Over Limit	Remark	Aux Factor
	MHz	dB	dB/m	dB	dBuV	dBuV/m	dBuV/m	dB		dB
1	5445.170	10.60	33.10	29.86	46.72	60.56	74.00	-13.44	Peak	0.00
2	5465.673	10.59	33.10	29.85	46.48	60.32	68.20	-7.88	Peak	0.00
3 pp	5500.000	10.58	33.10	29.84	87.02	100.86	68.20	32.66	Peak	0.00

11ac_VHT(20M)_TX_CH_100_Vertical-Avg

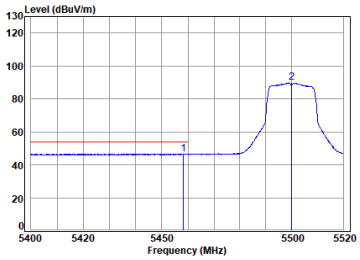

Condition: 3m VERTICAL
Job No : 05646WM/05647WM
Mode : 5500 Band edge
: 5G Wi-Fi 11ac20

	Freq	Cable Loss	Ant Factor	Preamp Factor	Read Level	Level	Limit Line	Over Limit	Remark	Aux Factor
	MHz	dB	dB/m	dB	dBuV	dBuV/m	dBuV/m	dB		dB
1 pp	5458.351	10.60	33.10	29.86	32.73	46.57	54.00	-7.43	Average	0.00
2	5500.000	10.58	33.10	29.84	75.90	89.74	------	------	Average	0.00

11ac_VHT(20M)_TX_CH_140_Horizontal-Peak

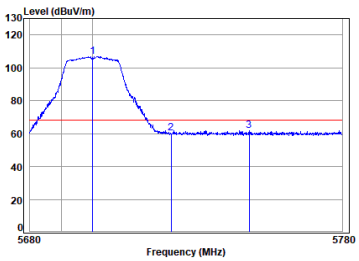

Condition: 3m HORIZONTAL
Job No : 05646WM/05647WM
Mode : 5700 Band edge
: 5G Wi-Fi 11ac20

	Freq	Cable Loss	Ant Factor	Preamp Factor	Read Level	Level	Limit Line	Over Limit	Remark	Aux Factor
	MHz	dB	dB/m	dB	dBuV	dBuV/m	dBuV/m	dB		dB
1 pp	5700.000	10.56	33.70	29.78	92.37	106.85	68.20	38.65	Peak	0.00
2	5725.000	10.68	33.75	29.78	45.61	60.26	68.20	-7.94	Peak	0.00
3	5750.017	10.79	33.80	29.77	47.13	61.95	68.20	-6.25	Peak	0.00

11ac_VHT(20M)_TX_CH_140_Vertical-Peak

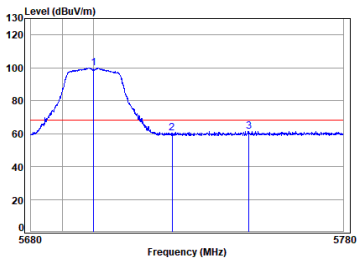

Condition: 3m VERTICAL
Job No : 05646WM/05647WM
Mode : 5700 Band edge
: 5G Wi-Fi 11ac20

	Freq	Cable Loss	Ant Factor	Preamp Factor	Read Level	Level	Limit Line	Over Limit	Remark	Aux Factor
	MHz	dB	dB/m	dB	dBuV	dBuV/m	dBuV/m	dB		dB
1 pp	5700.000	10.56	33.70	29.78	85.36	99.84	68.20	31.64	Peak	0.00
2	5725.000	10.68	33.75	29.78	45.66	60.31	68.20	-7.89	Peak	0.00
3	5749.616	10.79	33.80	29.77	46.55	61.37	68.20	-6.83	Peak	0.00

Unless otherwise agreed in writing, this document is issued by the Company subject to its General Conditions of Service printed overleaf, available on request or accessible at https://www.sgs.com/en/Terms-and-Conditions. Attention is drawn to the limitation of liability, indemnification and jurisdiction issues defined therein. Any holder of this document is advised that information contained hereon reflects the Company's findings at the time of its intervention only and within the limits of Client's instructions, if any. The Company's sole responsibility is to its Client and this document does not exonerate parties to a transaction from exercising all their rights and obligations under the transaction documents. This document cannot be reproduced except in full, without prior written approval of the Company. Any unauthorized alteration, forgery or falsification of the content or appearance of this document is unlawful and offenders may be prosecuted to the fullest extent of the law. Unless otherwise stated the results shown in this test report refer only to the sample(s) tested and such sample(s) are retained for 30 days only.
Attention: To check the authenticity of testing /inspection report & certificate, please contact us at telephone: (86-755) 8307 1443, or email: CN.Doccheck@sgs.com
SGS-CSTC Standards Technical Services Co.,Ltd. Shenzhen Branch
No.1 Workshop, M-10, Middle Section, Science & Technology Park, Nanshan District, Shenzhen, Guangdong, China 518057 t (86-755) 26012053 f (86-755) 26710594 www.sgsgroup.com.cn
中国·广东·深圳市南山区科技园中区M-10栋1号厂房 邮编:518057 t (86-755) 26012053 f (86-755) 26710594 sgs.china@sgs.com
Member of the SGS Group (SGS SA)

11ac_VHT(40M)_TX_CH_102_Horizontal-Peak

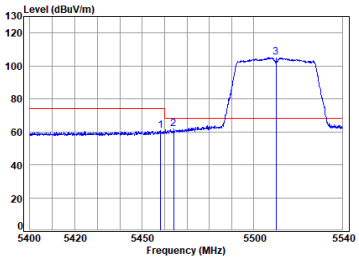

Condition: 3m HORIZONTAL
Job No : 05646WM/05647WM
Mode : 5510 Band edge
: 5G Wi-Fi 11ac40

	Freq	Cable Loss	Ant Factor	Preamp Factor	Read Level	Level	Limit Line	Over Limit	Remark	Aux Factor
	MHz	dB	dB/m	dB	dBuV	dBuV/m	dBuV/m	dB		dB
1	5458.224	10.60	33.10	29.86	46.74	60.58	74.00	-13.42	Peak	0.00
2	5463.955	10.59	33.10	29.85	48.10	61.94	68.20	-6.26	Peak	0.00
3 pp	5510.000	10.56	33.10	29.84	91.42	105.24	68.20	37.04	Peak	0.00

11ac_VHT(40M)_TX_CH_102_Horizontal-Avg

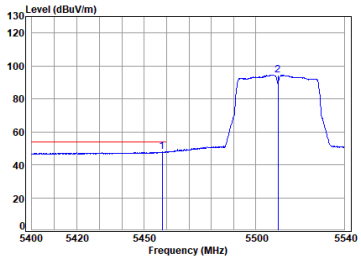

Condition: 3m HORIZONTAL
Job No : 05646WM/05647WM
Mode : 5510 Band edge
: 5G Wi-Fi 11ac40

	Freq	Cable Loss	Ant Factor	Preamp Factor	Read Level	Level	Limit Line	Over Limit	Remark	Aux Factor
	MHz	dB	dB/m	dB	dBuV	dBuV/m	dBuV/m	dB		dB
1 pp	5458.084	10.60	33.10	29.86	33.98	47.82	54.00	-6.18	Average	0.00
2	5510.000	10.56	33.10	29.84	80.72	94.54	------	------	Average	0.00

11ac_VHT(40M)_TX_CH_102_Vertical-Peak

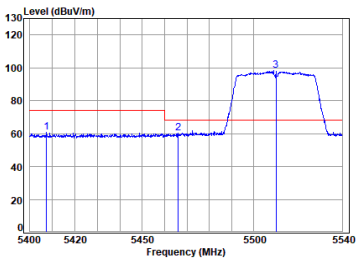

Condition: 3m VERTICAL
Job No : 05646WM/05647WM
Mode : 5510 Band edge
: 5G Wi-Fi 11ac40

	Freq	Cable Loss	Ant Factor	Preamp Factor	Read Level	Level	Limit Line	Over Limit	Remark	Aux Factor
	MHz	dB	dB/m	dB	dBuV	dBuV/m	dBuV/m	dB		dB
1	5407.331	10.62	33.10	29.87	47.13	60.98	74.00	-13.02	Peak	0.00
2	5466.053	10.59	33.10	29.85	46.32	60.16	68.20	-8.04	Peak	0.00
3 pp	5510.000	10.56	33.10	29.84	84.50	98.32	68.20	30.12	Peak	0.00

11ac_VHT(40M)_TX_CH_102_Vertical-Avg

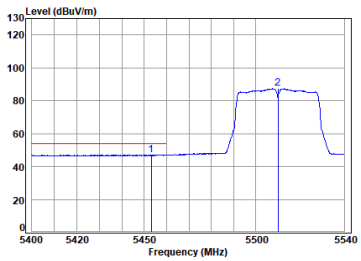

Condition: 3m VERTICAL
Job No : 05646WM/05647WM
Mode : 5510 Band edge
: 5G Wi-Fi 11ac40

	Freq	Cable Loss	Ant Factor	Preamp Factor	Read Level	Level	Limit Line	Over Limit	Remark	Aux Factor
	MHz	dB	dB/m	dB	dBuV	dBuV/m	dBuV/m	dB		dB
1 pp	5453.197	10.60	33.10	29.86	33.25	47.09	54.00	-6.91	Average	0.00
2	5510.000	10.56	33.10	29.84	73.46	87.28	------	------	Average	0.00

Unless otherwise agreed in writing, this document is issued by the Company subject to its General Conditions of Service printed overleaf, available on request or accessible at https://www.sgs.com/en/Terms-and-Conditions. Attention is drawn to the limitation of liability, indemnification and jurisdiction issues defined therein. Any holder of this document is advised that information contained hereon reflects the Company's findings at the time of its intervention only and within the limits of Client's instructions, if any. The Company's sole responsibility is to its Client and this document does not exonerate parties to a transaction from exercising all their rights and obligations under the transaction documents. This document cannot be reproduced except in full, without prior written approval of the Company. Any unauthorized alteration, forgery or falsification of the content or appearance of this document is unlawful and offenders may be prosecuted to the fullest extent of the law. Unless otherwise stated the results shown in this test report refer only to the sample(s) tested and such sample(s) are retained for 30 days only.
Attention: To check the authenticity of testing /inspection report & certificate, please contact us at telephone: (86-755) 8307 1443, or email: CN.Doccheck@sgs.com
SGS-CSTC Standards Technical Services Co.,Ltd. Shenzhen Branch
No.1 Workshop, M-10, Middle Section, Science & Technology Park, Nanshan District, Shenzhen, Guangdong, China 518057 t (86-755) 26012053 f (86-755) 26710594 www.sgsgroup.com.cn
中国·广东·深圳市南山区科技园中区M-10栋1号厂房 邮编:518057 t (86-755) 26012053 f (86-755) 26710594 sgs.china@sgs.com
Member of the SGS Group (SGS SA)

11ac_VHT(40M)_TX_CH_134_Horizontal-Peak

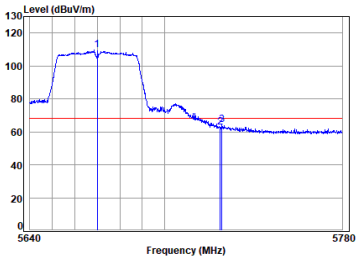

Condition: 3m HORIZONTAL
Job No : 05646WM/05647WM
Mode : 5670 Band edge
: 5G Wi-Fi 11ac40

	Freq	Cable Loss	Ant Factor	Preamp Factor	Read Level	Level	Limit Line	Over Limit	Remark	Aux Factor
	MHz	dB	dB/m	dB	dBuV	dBuV/m	dBuV/m	dB		dB
1 pp	5670.000	10.52	33.52	29.79	95.31	109.56	68.20	41.36	Peak	0.00
2	5725.000	10.68	33.75	29.78	48.18	62.83	68.20	-5.37	Peak	0.00
3	5725.693	10.68	33.75	29.78	49.44	64.09	68.20	-4.11	Peak	0.00

11ac_VHT(40M)_TX_CH_134_Vertical-Peak

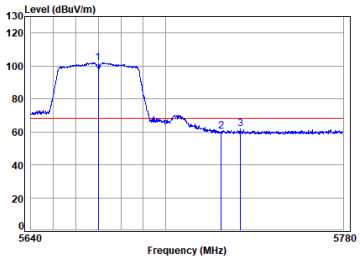

Condition: 3m VERTICAL
Job No : 05646WM/05647WM
Mode : 5670 Band edge
: 5G Wi-Fi 11ac40

	Freq	Cable Loss	Ant Factor	Preamp Factor	Read Level	Level	Limit Line	Over Limit	Remark	Aux Factor
	MHz	dB	dB/m	dB	dBuV	dBuV/m	dBuV/m	dB		dB
1 pp	5670.000	10.52	33.52	29.79	87.80	102.05	68.20	33.85	Peak	0.00
2	5725.000	10.68	33.75	29.78	45.72	60.37	68.20	-7.83	Peak	0.00
3	5733.561	10.72	33.77	29.77	47.02	61.74	68.20	-6.46	Peak	0.00

11ac_VHT(80M)_TX_CH_106_Horizontal-Peak

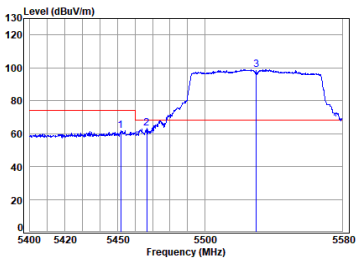

Condition: 3m HORIZONTAL
Job No : 05646WM/05647WM
Mode : 5530 Band edge
: 5G Wi-Fi 11ac80

	Freq	Cable Loss	Ant Factor	Preamp Factor	Read Level	Level	Limit Line	Over Limit	Remark	Aux Factor
	MHz	dB	dB/m	dB	dBuV	dBuV/m	dBuV/m	dB		dB
1	5451.772	10.60	33.10	29.86	48.07	61.91	74.00	-12.09	Peak	0.00
2	5466.630	10.59	33.10	29.85	49.47	63.31	68.20	-4.89	Peak	0.00
3 pp	5530.000	10.53	33.10	29.83	85.17	98.97	68.20	30.77	Peak	0.00

11ac_VHT(80M)_TX_CH_106_Horizontal-Avg

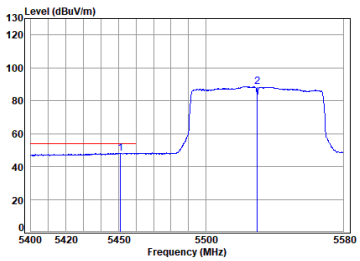

Condition: 3m HORIZONTAL
Job No : 05646WM/05647WM
Mode : 5530 Band edge
: 5G Wi-Fi 11ac80

	Freq	Cable Loss	Ant Factor	Preamp Factor	Read Level	Level	Limit Line	Over Limit	Remark	Aux Factor
	MHz	dB	dB/m	dB	dBuV	dBuV/m	dBuV/m	dB		dB
1 pp	5451.058	10.60	33.10	29.86	34.33	48.17	54.00	-5.83	Average	0.00
2	5530.000	10.53	33.10	29.83	74.77	88.57	------	------	Average	0.00

Unless otherwise agreed in writing, this document is issued by the Company subject to its General Conditions of Service printed overleaf, available on request or accessible at https://www.sgs.com/en/Terms-and-Conditions. Attention is drawn to the limitation of liability, indemnification and jurisdiction issues defined therein. Any holder of this document is advised that information contained hereon reflects the Company's findings at the time of its intervention only and within the limits of Client's instructions, if any. The Company's sole responsibility is to its Client and this document does not exonerate parties to a transaction from exercising all their rights and obligations under the transaction documents. This document cannot be reproduced except in full, without prior written approval of the Company. Any unauthorized alteration, forgery or falsification of the content or appearance of this document is unlawful and offenders may be prosecuted to the fullest extent of the law. Unless otherwise stated the results shown in this test report refer only to the sample(s) tested and such sample(s) are retained for 30 days only.
Attention: To check the authenticity of testing /inspection report & certificate, please contact us at telephone: (86-755) 8307 1443, or email: CN.Doccheck@sgs.com
SGS-CSTC Standards Technical Services Co.,Ltd. Shenzhen Branch
No.1 Workshop, M-10, Middle Section, Science & Technology Park, Nanshan District, Shenzhen, Guangdong, China 518057 t (86-755) 26012053 f (86-755) 26710594 www.sgsgroup.com.cn
中国・广东・深圳市南山区科技园中区M-10栋1号厂房 邮编:518057 t (86-755) 26012053 f (86-755) 26710594 sgs.china@sgs.com
Member of the SGS Group (SGS SA)

11ac_VHT(80M)_TX_CH_106_Vertical-Peak

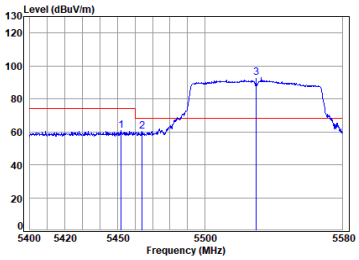

Condition: 3m VERTICAL
Job No : 05646WM/05647WM
Mode : 5530 Band edge
: 5G Wi-Fi 11ac80

	Freq	Cable Loss	Ant Factor	Preamp Factor	Read Level	Level	Limit Line	Over Limit	Remark	Aux Factor
	MHz	dB	dB/m	dB	dBuV	dBuV/m	dBuV/m	dB		dB
1	5452.130	10.60	33.10	29.86	46.80	60.64	74.00	-13.36	Peak	0.00
2	5464.121	10.59	33.10	29.85	46.33	60.17	68.20	-8.03	Peak	0.00
3 pp	5530.000	10.53	33.10	29.83	78.97	92.77	68.20	24.57	Peak	0.00

11ac_VHT(80M)_TX_CH_106_Vertical-Avg

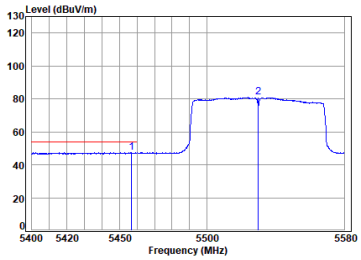

Condition: 3m VERTICAL
Job No : 05646WM/05647WM
Mode : 5530 Band edge
: 5G Wi-Fi 11ac80

	Freq	Cable Loss	Ant Factor	Preamp Factor	Read Level	Level	Limit Line	Over Limit	Remark	Aux Factor
	MHz	dB	dB/m	dB	dBuV	dBuV/m	dBuV/m	dB		dB
1 pp	5456.780	10.60	33.10	29.86	33.56	47.40	54.00	-6.60	Average	0.00
2	5530.000	10.53	33.10	29.83	67.03	80.83	------	------	Average	0.00

11ac_VHT(80M)_TX_CH_122_Horizontal-Peak

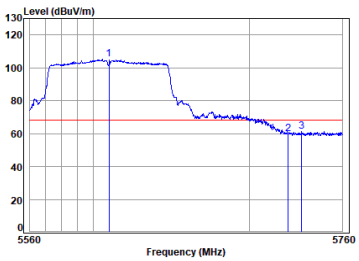

Condition: 3m HORIZONTAL
Job No : 05646WM/05647WM
Mode : 5610 Band edge
: 5G Wi-Fi 11ac80

	Freq	Cable Loss	Ant Factor	Preamp Factor	Read Level	Level	Limit Line	Over Limit	Remark	Aux Factor
	MHz	dB	dB/m	dB	dBuV	dBuV/m	dBuV/m	dB		dB
1 pp	5610.000	10.43	33.40	29.81	91.23	105.25	68.20	37.05	Peak	0.00
2	5725.000	10.68	33.75	29.78	45.20	59.85	68.20	-8.35	Peak	0.00
3	5733.599	10.72	33.77	29.77	46.67	61.39	68.20	-6.81	Peak	0.00

11ac_VHT(80M)_TX_CH_122_Vertical-Peak

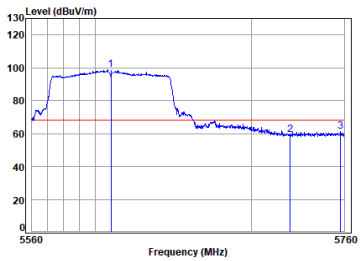

Condition: 3m VERTICAL
Job No : 05646WM/05647WM
Mode : 5610 Band edge
: 5G Wi-Fi 11ac80

	Freq	Cable Loss	Ant Factor	Preamp Factor	Read Level	Level	Limit Line	Over Limit	Remark	Aux Factor
	MHz	dB	dB/m	dB	dBuV	dBuV/m	dBuV/m	dB		dB
1 pp	5610.000	10.43	33.40	29.81	84.64	98.66	68.20	30.46	Peak	0.00
2	5725.000	10.68	33.75	29.78	44.71	59.36	68.20	-8.84	Peak	0.00
3	5757.558	10.83	33.83	29.77	46.35	61.24	68.20	-6.96	Peak	0.00

Unless otherwise agreed in writing, this document is issued by the Company subject to its General Conditions of Service printed overleaf, available on request or accessible at https://www.sgs.com/en/Terms-and-Conditions. Attention is drawn to the limitation of liability, indemnification and jurisdiction issues defined therein. Any holder of this document is advised that information contained hereon reflects the Company's findings at the time of its intervention only and within the limits of Client's instructions, if any. The Company's sole responsibility is to its Client and this document does not exonerate parties to a transaction from exercising all their rights and obligations under the transaction documents. This document cannot be reproduced except in full, without prior written approval of the Company. Any unauthorized alteration, forgery or falsification of the content or appearance of this document is unlawful and offenders may be prosecuted to the fullest extent of the law. Unless otherwise stated the results shown in this test report refer only to the sample(s) tested and such sample(s) are retained for 30 days only.
Attention: To check the authenticity of testing /inspection report & certificate, please contact us at telephone: (86-755) 8307 1443, or email: CN.Doccheck@sgs.com
SGS-CSTC Standards Technical Services Co.,Ltd. Shenzhen Branch
No.1 Workshop, M-10, Middle Section, Science & Technology Park, Nanshan District, Shenzhen, Guangdong, China 518057 t (86-755) 26012053 f (86-755) 26710594 www.sgsgroup.com.cn
中国·广东·深圳市南山区科技园中区M-10栋1号厂房 邮编:518057 t (86-755) 26012053 f (86-755) 26710594 sgs.china@sgs.com
Member of the SGS Group (SGS SA)

11a_TX_CH_149_Horizontal

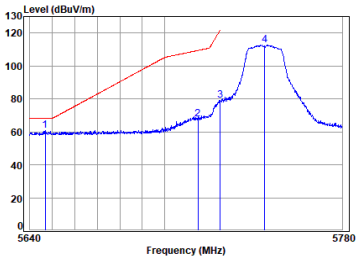

Condition: 3m HORIZONTAL
Job No : 05646WM/05647WM
Mode : 5745 Band edge
: 5.8G Wi-Fi 11a

	Freq	Cable Loss	Ant Factor	Preamp Factor	Read Level	Level	Limit Line	Over Limit	Remark	Aux Factor
	MHz	dB	dB/m	dB	dBuV	dBuV/m	dBuV/m	dB		dB
1 pp	5646.780	10.48	33.40	29.80	46.55	60.63	68.20	-7.57	Peak	0.00
2	5715.000	10.63	33.73	29.78	53.24	67.82	109.40	-41.58	Peak	0.00
3	5725.000	10.68	33.75	29.78	64.64	79.29	122.20	-42.91	Peak	0.00
4	5745.000	10.77	33.79	29.77	98.06	112.85	------	------	Peak	0.00

11a_TX_CH_149_Vertical

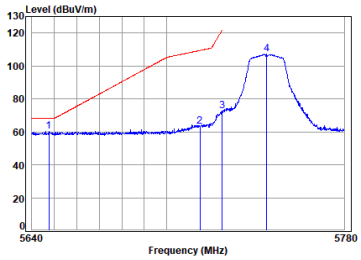

Condition: 3m VERTICAL
Job No : 05646WM/05647WM
Mode : 5745 Band edge
: 5.8G Wi-Fi 11a

	Freq	Cable Loss	Ant Factor	Preamp Factor	Read Level	Level	Limit Line	Over Limit	Remark	Aux Factor
	MHz	dB	dB/m	dB	dBuV	dBuV/m	dBuV/m	dB		dB
1 pp	5647.473	10.48	33.40	29.80	46.09	60.17	68.20	-8.03	Peak	0.00
2	5715.000	10.63	33.73	29.78	48.87	63.45	109.40	-45.95	Peak	0.00
3	5725.000	10.68	33.75	29.78	58.19	72.84	122.20	-49.36	Peak	0.00
4	5745.000	10.77	33.79	29.77	92.51	107.30	------	------	Peak	0.00

11a_TX_CH_165_Horizontal

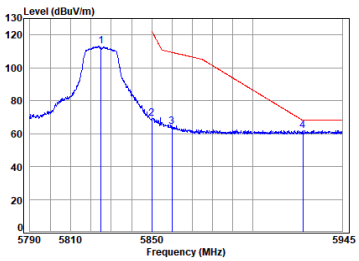

Condition: 3m HORIZONTAL
Job No : 05646WM/05647WM
Mode : 5825 Band edge
: 5.8G Wi-Fi 11a

	Freq	Cable Loss	Ant Factor	Preamp Factor	Read Level	Level	Limit Line	Over Limit	Remark	Aux Factor
	MHz	dB	dB/m	dB	dBuV	dBuV/m	dBuV/m	dB		dB
1	5825.000	10.99	34.10	29.75	97.90	113.24	------	------	Peak	0.00
2	5850.000	10.95	34.20	29.74	53.62	69.03	122.20	-53.17	Peak	0.00
3	5860.000	10.94	34.22	29.74	48.85	64.27	109.40	-45.13	Peak	0.00
4 pp	5925.244	10.87	34.25	29.72	46.40	61.80	68.20	-6.40	Peak	0.00

11a_TX_CH_165_Vertical

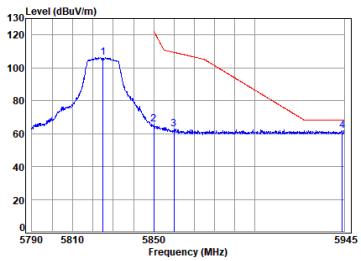

Condition: 3m VERTICAL
Job No : 05646WM/05647WM
Mode : 5825 Band edge
: 5.8G Wi-Fi 11a

	Freq	Cable Loss	Ant Factor	Preamp Factor	Read Level	Level	Limit Line	Over Limit	Remark	Aux Factor
	MHz	dB	dB/m	dB	dBuV	dBuV/m	dBuV/m	dB		dB
1	5825.000	10.99	34.10	29.75	90.97	106.31	------	------	Peak	0.00
2	5850.000	10.95	34.20	29.74	50.57	65.98	122.20	-56.22	Peak	0.00
3	5860.000	10.94	34.22	29.74	47.11	62.53	109.40	-46.87	Peak	0.00
4 pp	5944.058	10.85	34.21	29.72	46.53	61.87	68.20	-6.33	Peak	0.00

Unless otherwise agreed in writing, this document is issued by the Company subject to its General Conditions of Service printed overleaf, available on request or accessible at https://www.sgs.com/en/Terms-and-Conditions. Attention is drawn to the limitation of liability, indemnification and jurisdiction issues defined therein. Any holder of this document is advised that information contained hereon reflects the Company's findings at the time of its intervention only and within the limits of Client's instructions, if any. The Company's sole responsibility is to its Client and this document does not exonerate parties to a transaction from exercising all their rights and obligations under the transaction documents. This document cannot be reproduced except in full, without prior written approval of the Company. Any unauthorized alteration, forgery or falsification of the content or appearance of this document is unlawful and offenders may be prosecuted to the fullest extent of the law. Unless otherwise stated the results shown in this test report refer only to the sample(s) tested and such sample(s) are retained for 30 days only.
Attention: To check the authenticity of testing /inspection report & certificate, please contact us at telephone: (86-755) 8307 1443, or email: CN.Doccheck@sgs.com
SGS-CSTC Standards Technical Services Co.,Ltd. Shenzhen Branch
No.1 Workshop, M-10, Middle Section, Science & Technology Park, Nanshan District, Shenzhen, Guangdong, China 518057 t (86-755) 26012053 f (86-755) 26710594 www.sgsgroup.com.cn
中国·广东·深圳市南山区科技园中区M-10栋1号厂房 邮编:518057 t (86-755) 26012053 f (86-755) 26710594 sgs.china@sgs.com
Member of the SGS Group (SGS SA)

11ac_VHT(20M)_TX_CH_149_Horizontal

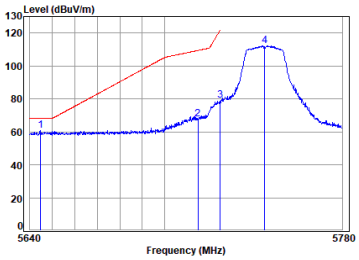

Condition: 3m HORIZONTAL
Job No : 05646WM/05647WM
Mode : 5745 Band edge
: 5.8G Wi-Fi 11ac20

	Freq	Cable Loss	Ant Factor	Preamp Factor	Read Level	Level	Limit Line	Over Limit	Remark	Aux Factor
	MHz	dB	dB/m	dB	dBuV	dBuV/m	dBuV/m	dB		dB
1 pp	5644.842	10.48	33.40	29.80	46.63	60.71	68.20	-7.49	Peak	0.00
2	5715.000	10.63	33.73	29.78	53.18	67.76	109.40	-41.64	Peak	0.00
3	5725.000	10.68	33.75	29.78	64.33	78.98	122.20	-43.22	Peak	0.00
4	5745.000	10.77	33.79	29.77	97.50	112.29	------	------	Peak	0.00

11ac_VHT(20M)_TX_CH_149_Vertical

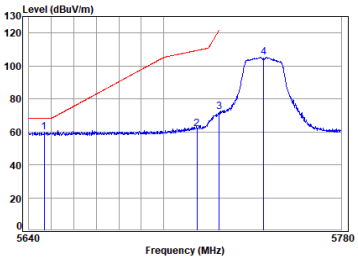

Condition: 3m VERTICAL
Job No : 05646WM/05647WM
Mode : 5745 Band edge
: 5.8G Wi-Fi 11ac20

	Freq	Cable Loss	Ant Factor	Preamp Factor	Read Level	Level	Limit Line	Over Limit	Remark	Aux Factor
	MHz	dB	dB/m	dB	dBuV	dBuV/m	dBuV/m	dB		dB
1 pp	5646.780	10.48	33.40	29.80	45.75	59.83	68.20	-8.37	Peak	0.00
2	5715.000	10.63	33.73	29.78	47.37	61.95	109.40	-47.45	Peak	0.00
3	5725.000	10.68	33.75	29.78	57.57	72.22	122.20	-49.98	Peak	0.00
4	5745.000	10.77	33.79	29.77	90.31	105.10	------	------	Peak	0.00

11ac_VHT(20M)_TX_CH_165_Horizontal

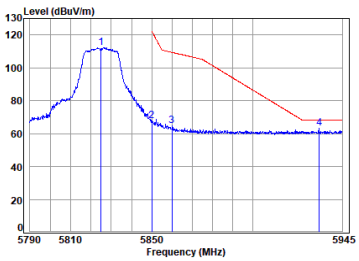

Condition: 3m HORIZONTAL
Job No : 05646WM/05647WM
Mode : 5825 Band edge
: 5.8G Wi-Fi 11ac20

	Freq	Cable Loss	Ant Factor	Preamp Factor	Read Level	Level	Limit Line	Over Limit	Remark	Aux Factor
	MHz	dB	dB/m	dB	dBuV	dBuV/m	dBuV/m	dB		dB
1	5825.000	10.99	34.10	29.75	97.08	112.42	------	------	Peak	0.00
2	5850.000	10.95	34.20	29.74	52.34	67.75	122.20	-54.45	Peak	0.00
3	5860.000	10.94	34.22	29.74	49.18	64.60	109.40	-44.80	Peak	0.00
4 pp	5933.389	10.86	34.23	29.72	47.86	63.23	68.20	-4.97	Peak	0.00

11ac_VHT(20M)_TX_CH_165_Vertical

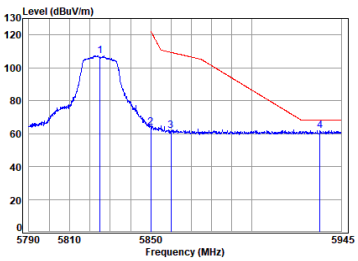

Condition: 3m VERTICAL
Job No : 05646WM/05647WM
Mode : 5825 Band edge
: 5.8G Wi-Fi 11ac20

	Freq	Cable Loss	Ant Factor	Preamp Factor	Read Level	Level	Limit Line	Over Limit	Remark	Aux Factor
	MHz	dB	dB/m	dB	dBuV	dBuV/m	dBuV/m	dB		dB
1	5825.000	10.99	34.10	29.75	91.89	107.23	------	------	Peak	0.00
2	5850.000	10.95	34.20	29.74	48.45	63.86	122.20	-58.34	Peak	0.00
3	5860.000	10.94	34.22	29.74	46.34	61.76	109.40	-47.64	Peak	0.00
4 pp	5934.330	10.86	34.23	29.72	46.39	61.76	68.20	-6.44	Peak	0.00

Unless otherwise agreed in writing, this document is issued by the Company subject to its General Conditions of Service printed overleaf, available on request or accessible at https://www.sgs.com/en/Terms-and-Conditions. Attention is drawn to the limitation of liability, indemnification and jurisdiction issues defined therein. Any holder of this document is advised that information contained hereon reflects the Company's findings at the time of its intervention only and within the limits of Client's instructions, if any. The Company's sole responsibility is to its Client and this document does not exonerate parties to a transaction from exercising all their rights and obligations under the transaction documents. This document cannot be reproduced except in full, without prior written approval of the Company. Any unauthorized alteration, forgery or falsification of the content or appearance of this document is unlawful and offenders may be prosecuted to the fullest extent of the law. Unless otherwise stated the results shown in this test report refer only to the sample(s) tested and such sample(s) are retained for 30 days only.
Attention: To check the authenticity of testing /inspection report & certificate, please contact us at telephone: (86-755) 8307 1443, or email: CN.Doccheck@sgs.com
SGS-CSTC Standards Technical Services Co.,Ltd. Shenzhen Branch
No.1 Workshop, M-10, Middle Section, Science & Technology Park, Nanshan District, Shenzhen, Guangdong, China 518057 t (86-755) 26012053 f (86-755) 26710594 www.sgsgroup.com.cn
中国・广东・深圳市南山区科技园中区M-10栋1号厂房 邮编:518057 t (86-755) 26012053 f (86-755) 26710594 sgs.china@sgs.com
Member of the SGS Group (SGS SA)

11ac_VHT(40M)_TX_CH_151_Horizontal

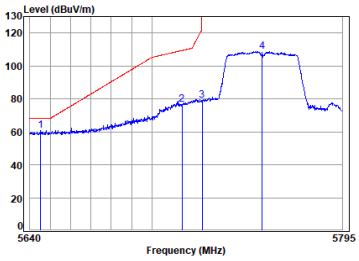

Condition: 3m HORIZONTAL
Job No : 05646WM/05647WM
Mode : 5755 Band edge
: 5.8G Wi-Fi 11ac40

	Freq	Cable Loss	Ant Factor	Preamp Factor	Read Level	Level	Limit Line	Over Limit	Remark	Aux Factor
	MHz	dB	dB/m	dB	dBuV	dBuV/m	dBuV/m	dB		dB
1 pp	5645.354	10.48	33.40	29.80	46.74	60.82	68.20	-7.38	Peak	0.00
2	5715.000	10.63	33.73	29.78	61.88	76.46	109.40	-32.94	Peak	0.00
3	5725.000	10.68	33.75	29.78	64.56	79.21	122.20	-42.99	Peak	0.00
4	5755.000	10.81	33.82	29.77	93.97	108.83	------	------	Peak	0.00

11ac_VHT(40M)_TX_CH_151_Vertical

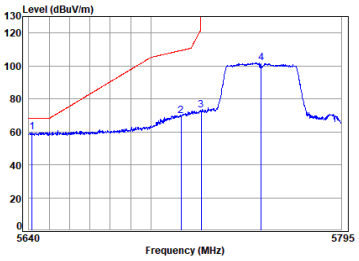

Condition: 3m VERTICAL
Job No : 05646WM/05647WM
Mode : 5755 Band edge
: 5.8G Wi-Fi 11ac40

	Freq	Cable Loss	Ant Factor	Preamp Factor	Read Level	Level	Limit Line	Over Limit	Remark	Aux Factor
	MHz	dB	dB/m	dB	dBuV	dBuV/m	dBuV/m	dB		dB
1 pp	5641.529	10.47	33.40	29.80	45.78	59.85	68.20	-8.35	Peak	0.00
2	5715.000	10.63	33.73	29.78	55.03	69.61	109.40	-39.79	Peak	0.00
3	5725.000	10.68	33.75	29.78	58.47	73.12	122.20	-49.08	Peak	0.00
4	5755.000	10.81	33.82	29.77	87.19	102.05	------	------	Peak	0.00

11ac_VHT(40M)_TX_CH_159_Horizontal

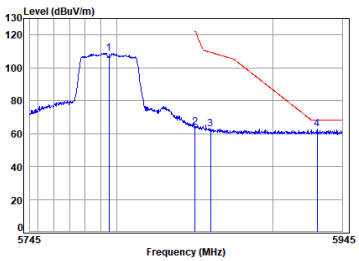

Condition: 3m HORIZONTAL
Job No : 05646WM/05647WM
Mode : 5795 Band edge
: 5.8G Wi-Fi 11ac40

	Freq	Cable Loss	Ant Factor	Preamp Factor	Read Level	Level	Limit Line	Over Limit	Remark	Aux Factor
	MHz	dB	dB/m	dB	dBuV	dBuV/m	dBuV/m	dB		dB
1	5795.000	11.00	33.98	29.76	93.49	108.71	------	------	Peak	0.00
2	5850.000	10.95	34.20	29.74	48.14	63.55	122.20	-58.65	Peak	0.00
3	5860.000	10.94	34.22	29.74	47.28	62.70	109.40	-46.70	Peak	0.00
4 pp	5928.747	10.87	34.24	29.72	47.32	62.71	68.20	-5.49	Peak	0.00

11ac_VHT(40M)_TX_CH_159_Vertical

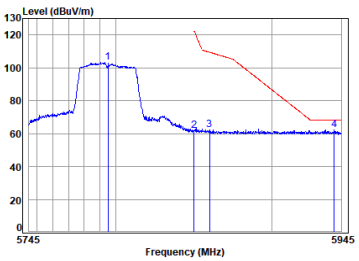

Condition: 3m VERTICAL
Job No : 05646WM/05647WM
Mode : 5795 Band edge
: 5.8G Wi-Fi 11ac40

	Freq	Cable Loss	Ant Factor	Preamp Factor	Read Level	Level	Limit Line	Over Limit	Remark	Aux Factor
	MHz	dB	dB/m	dB	dBuV	dBuV/m	dBuV/m	dB		dB
1	5795.000	11.00	33.98	29.76	88.03	103.25	------	------	Peak	0.00
2	5850.000	10.95	34.20	29.74	46.62	62.03	122.20	-60.17	Peak	0.00
3	5860.000	10.94	34.22	29.74	47.06	62.48	109.40	-46.92	Peak	0.00
4 pp	5940.526	10.86	34.22	29.72	46.98	62.34	68.20	-5.86	Peak	0.00

Unless otherwise agreed in writing, this document is issued by the Company subject to its General Conditions of Service printed overleaf, available on request or accessible at https://www.sgs.com/en/Terms-and-Conditions. Attention is drawn to the limitation of liability, indemnification and jurisdiction issues defined therein. Any holder of this document is advised that information contained hereon reflects the Company's findings at the time of its intervention only and within the limits of Client's instructions, if any. The Company's sole responsibility is to its Client and this document does not exonerate parties to a transaction from exercising all their rights and obligations under the transaction documents. This document cannot be reproduced except in full, without prior written approval of the Company. Any unauthorized alteration, forgery or falsification of the content or appearance of this document is unlawful and offenders may be prosecuted to the fullest extent of the law. Unless otherwise stated the results shown in this test report refer only to the sample(s) tested and such sample(s) are retained for 30 days only.
Attention: To check the authenticity of testing /inspection report & certificate, please contact us at telephone: (86-755) 8307 1443, or email: CN.Doccheck@sgs.com
SGS-CSTC Standards Technical Services Co.,Ltd. Shenzhen Branch
No.1 Workshop, M-10, Middle Section, Science & Technology Park, Nanshan District, Shenzhen, Guangdong, China 518057 t (86-755) 26012053 f (86-755) 26710594 www.sgsgroup.com.cn
中国・广东・深圳市南山区科技园中区M-10栋1号厂房 邮编:518057 t (86-755) 26012053 f (86-755) 26710594 sgs.china@sgs.com
Member of the SGS Group (SGS SA)

11ac_VHT(80M)_TX_CH_155_Horizontal

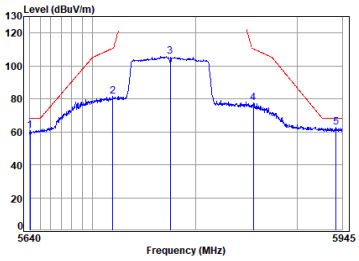


```
Condition: 3m HORIZONTAL
Job No   : 05646WM/05647WM
Mode     : 5775 Band edge
         : 5.8G Wi-Fi 11ac80
```

	Freq	Cable Loss	Ant Factor	Preamp Factor	Read Level	Level	Limit Line	Over Limit	Remark	Aux Factor
	MHz	dB	dB/m	dB	dBuV	dBuV/m	dBuV/m	dB		dB
1	5640.297	10.47	33.40	29.80	46.91	60.98	68.20	-7.22	Peak	0.00
2	5719.568	10.65	33.74	29.78	66.75	81.36	110.68	-29.32	Peak	0.00
3	5775.000	10.91	33.90	29.76	90.78	105.83	------	------	Peak	0.00
4	5856.432	10.95	34.21	29.74	62.35	77.77	110.40	-32.63	Peak	0.00
5 pp	5939.054	10.86	34.22	29.72	47.19	62.55	68.20	-5.65	Peak	0.00

11ac_VHT(80M)_TX_CH_155_Vertical

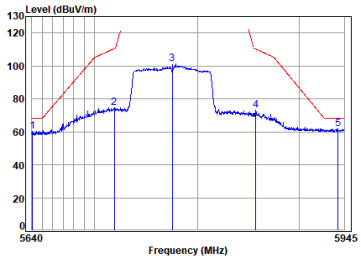


```
Condition: 3m VERTICAL
Job No   : 05646WM/05647WM
Mode     : 5775 Band edge
         : 5.8G Wi-Fi 11ac80
```

	Freq	Cable Loss	Ant Factor	Preamp Factor	Read Level	Level	Limit Line	Over Limit	Remark	Aux Factor
	MHz	dB	dB/m	dB	dBuV	dBuV/m	dBuV/m	dB		dB
1	5640.594	10.47	33.40	29.80	46.22	60.29	68.20	-7.91	Peak	0.00
2	5718.966	10.65	33.74	29.78	59.82	74.43	110.51	-36.08	Peak	0.00
3	5775.000	10.91	33.90	29.76	86.51	101.56	------	------	Peak	0.00
4	5857.049	10.95	34.21	29.74	57.74	73.16	110.23	-37.07	Peak	0.00
5 pp	5938.741	10.86	34.22	29.72	46.38	61.74	68.20	-6.46	Peak	0.00

Unless otherwise agreed in writing, this document is issued by the Company subject to its General Conditions of Service printed overleaf, available on request or accessible at https://www.sgs.com/en/Terms-and-Conditions. Attention is drawn to the limitation of liability, indemnification and jurisdiction issues defined therein. Any holder of this document is advised that information contained hereon reflects the Company's findings at the time of its intervention only and within the limits of Client's instructions, if any. The Company's sole responsibility is to its Client and this document does not exonerate parties to a transaction from exercising all their rights and obligations under the transaction documents. This document cannot be reproduced except in full, without prior written approval of the Company. Any unauthorized alteration, forgery or falsification of the content or appearance of this document is unlawful and offenders may be prosecuted to the fullest extent of the law. Unless otherwise stated the results shown in this test report refer only to the sample(s) tested and such sample(s) are retained for 30 days only.
Attention: To check the authenticity of testing /inspection report & certificate, please contact us at telephone: (86-755) 8307 1443, or email: CN.Doccheck@sgs.com
SGS-CSTC Standards Technical Services Co.,Ltd. Shenzhen Branch
No.1 Workshop, M-10, Middle Section, Science & Technology Park, Nanshan District, Shenzhen, Guangdong, China 518057 t (86-755) 26012053 f (86-755) 26710594 www.sgsgroup.com.cn
中国・广东・深圳市南山区科技园中区M-10栋1号厂房 邮编:518057 t (86-755) 26012053 f (86-755) 26710594 sgs.china@sgs.com
Member of the SGS Group (SGS SA)

7.5 Duty Cycle

Test Requirement ANSI C63.10 (2020) Section 12.2
Test Method: ANSI C63.10 (2020) Section 12.2
Test Engineer: Linvo Ding

7.5.1 E.U.T. Operation

Operating Environment:
Temperature: 21.1 °C Humidity: 33.1 % RH Atmospheric Pressure: 1020 mbar

7.5.2 Test Mode Description

Pre-scan / Final test	Mode Code	Description
Final test	09	TX mode (U-NII-1)_Keep the EUT in continuously transmitting mode with all modulation types. All data rates for each modulation type have been tested and found the data rate @ 6Mbps is the worst case of IEEE 802.11a; data rate @ MCS0 is the worst case of IEEE 802.11n/ac/ax/be 20/40/80/160, Only the data of worst case is recorded in the report.
Final test	10	TX mode (U-NII-2A) _Keep the EUT in continuously transmitting mode with all modulation types. All data rates for each modulation type have been tested and found the data rate @ 6Mbps is the worst case of IEEE 802.11a; data rate @ MCS0 is the worst case of IEEE 802.11n/ac/ax/be 20/40/80/160, Only the data of worst case is recorded in the report.
Final test	11	TX mode (U-NII-2C) _Keep the EUT in continuously transmitting mode with all modulation types. All data rates for each modulation type have been tested and found the data rate @ 6Mbps is the worst case of IEEE 802.11a; data rate @ MCS0 is the worst case of IEEE 802.11n/ac/ax/be 20/40/80/160, Only the data of worst case is recorded in the report.
Final test	12	TX mode (U-NII-3) _Keep the EUT in continuously transmitting mode with all modulation types. All data rates for each modulation type have been tested and found the data rate @ 6Mbps is the worst case of IEEE 802.11n/ac/ax/be 20/40/80/160, Only the data of worst case is recorded in the report.

Unless otherwise agreed in writing, this document is issued by the Company subject to its General Conditions of Service printed overleaf, available on request or accessible at https://www.sgs.com/en/Terms-and-Conditions. Attention is drawn to the limitation of liability, indemnification and jurisdiction issues defined therein. Any holder of this document is advised that information contained hereon reflects the Company's findings at the time of its intervention only and within the limits of Client's instructions, if any. The Company's sole responsibility is to its Client and this document does not exonerate parties to a transaction from exercising all their rights and obligations under the transaction documents. This document cannot be reproduced except in full, without prior written approval of the Company. Any unauthorized alteration, forgery or falsification of the content or appearance of this document is unlawful and offenders may be prosecuted to the fullest extent of the law. Unless otherwise stated the results shown in this test report refer only to the sample(s) tested and such sample(s) are retained for 30 days only.
Attention: To check the authenticity of testing /inspection report & certificate, please contact us at telephone: (86-755) 8307 1443, or email: CN.Doccheck@sgs.com
No.1 Workshop, M-10, Middle Section, Science & Technology Park, Nanshan District, Shenzhen, Guangdong, China 518057 t (86-755) 26012053 f (86-755) 26710594 www.sgsgroup.com.cn
中国・广东・深圳市南山区科技园中区M-10栋1号厂房 邮编:518057 t (86-755) 26012053 f (86-755) 26710594 sgs.china@sgs.com
Member of the SGS Group (SGS SA)

7.5.3 Test Setup Diagram

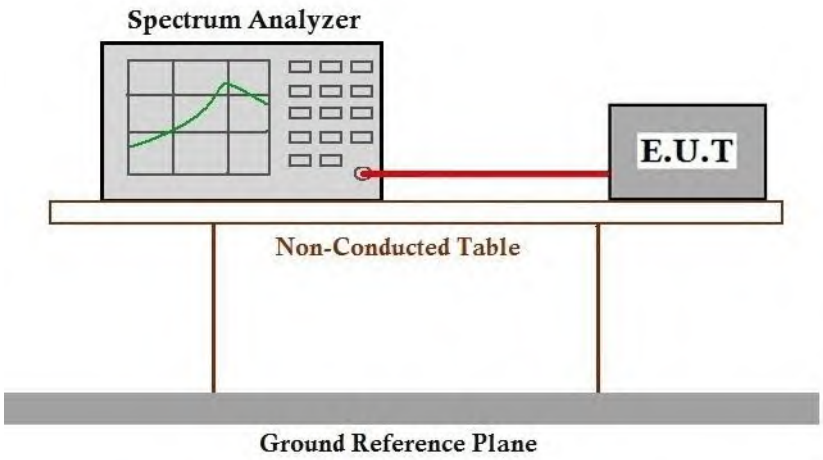

7.5.4 Measurement Procedure and Data

Please Refer to Appendix for Details

Unless otherwise agreed in writing, this document is issued by the Company subject to its General Conditions of Service printed overleaf, available on request or accessible at https://www.sgs.com/en/Terms-and-Conditions. Attention is drawn to the limitation of liability, indemnification and jurisdiction issues defined therein. Any holder of this document is advised that information contained hereon reflects the Company's findings at the time of its intervention only and within the limits of Client's instructions, if any. The Company's sole responsibility is to its Client and this document does not exonerate parties to a transaction from exercising all their rights and obligations under the transaction documents. This document cannot be reproduced except in full, without prior written approval of the Company. Any unauthorized alteration, forgery or falsification of the content or appearance of this document is unlawful and offenders may be prosecuted to the fullest extent of the law. Unless otherwise stated the results shown in this test report refer only to the sample(s) tested and such sample(s) are retained for 30 days only.
Attention: To check the authenticity of testing /inspection report & certificate, please contact us at telephone: (86-755) 8307 1443, or email: CN.Doccheck@sgs.com
No.1 Workshop, M-10, Middle Section, Science & Technology Park, Nanshan District, Shenzhen, Guangdong, China 518057 t (86-755) 26012053 f (86-755) 26710594 www.sgsgroup.com.cn
中国·广东·深圳市南山区科技园中区M-10栋1号厂房 邮编:518057 t (86-755) 26012053 f (86-755) 26710594 sgs.china@sgs.com
Member of the SGS Group (SGS SA)

7.6 99% Bandwidth

Test Requirement ANSI C63.10 (2020) Section 12.5.3
Test Method: ANSI C63.10 (2020) Section 12.5.3
Test Engineer: Linvo Ding

7.6.1 E.U.T. Operation

Operating Environment:
Temperature: 21.1 °C Humidity: 33.1 % RH Atmospheric Pressure: 1020 mbar

7.6.2 Test Mode Description

Pre-scan / Final test	Mode Code	Description
Final test	09	TX mode (U-NII-1)_Keep the EUT in continuously transmitting mode with all modulation types. All data rates for each modulation type have been tested and found the data rate @ 6Mbps is the worst case of IEEE 802.11a; data rate @ MCS0 is the worst case of IEEE 802.11n/ac/ax/be 20/40/80/160, Only the data of worst case is recorded in the report.
Final test	10	TX mode (U-NII-2A) _Keep the EUT in continuously transmitting mode with all modulation types. All data rates for each modulation type have been tested and found the data rate @ 6Mbps is the worst case of IEEE 802.11a; data rate @ MCS0 is the worst case of IEEE 802.11n/ac/ax/be 20/40/80/160, Only the data of worst case is recorded in the report.
Final test	11	TX mode (U-NII-2C) _Keep the EUT in continuously transmitting mode with all modulation types. All data rates for each modulation type have been tested and found the data rate @ 6Mbps is the worst case of IEEE 802.11a; data rate @ MCS0 is the worst case of IEEE 802.11n/ac/ax/be 20/40/80/160, Only the data of worst case is recorded in the report.
Final test	12	TX mode (U-NII-3) _Keep the EUT in continuously transmitting mode with all modulation types. All data rates for each modulation type have been tested and found the data rate @ 6Mbps is the worst case of IEEE 802.11n/ac/ax/be 20/40/80/160, Only the data of worst case is recorded in the report.

Unless otherwise agreed in writing, this document is issued by the Company subject to its General Conditions of Service printed overleaf, available on request or accessible at https://www.sgs.com/en/Terms-and-Conditions. Attention is drawn to the limitation of liability, indemnification and jurisdiction issues defined therein. Any holder of this document is advised that information contained hereon reflects the Company's findings at the time of its intervention only and within the limits of Client's instructions, if any. The Company's sole responsibility is to its Client and this document does not exonerate parties to a transaction from exercising all their rights and obligations under the transaction documents. This document cannot be reproduced except in full, without prior written approval of the Company. Any unauthorized alteration, forgery or falsification of the content or appearance of this document is unlawful and offenders may be prosecuted to the fullest extent of the law. Unless otherwise stated the results shown in this test report refer only to the sample(s) tested and such sample(s) are retained for 30 days only.
Attention: To check the authenticity of testing /inspection report & certificate, please contact us at telephone: (86-755) 8307 1443, or email: CN.Doccheck@sgs.com
No.1 Workshop, M-10, Middle Section, Science & Technology Park, Nanshan District, Shenzhen, Guangdong, China 518057 t (86-755) 26012053 f (86-755) 26710594 www.sgsgroup.com.cn
中国・广东・深圳市南山区科技园中区M-10栋1号厂房 邮编:518057 t (86-755) 26012053 f (86-755) 26710594 sgs.china@sgs.com
Member of the SGS Group (SGS SA)

7.6.3 Test Setup Diagram

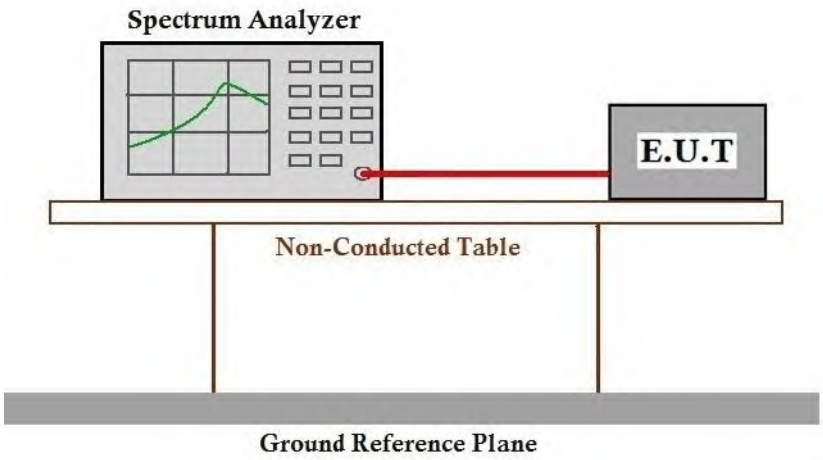

7.6.4 Measurement Procedure and Data

Please Refer to Appendix for Details

Unless otherwise agreed in writing, this document is issued by the Company subject to its General Conditions of Service printed overleaf, available on request or accessible at https://www.sgs.com/en/Terms-and-Conditions. Attention is drawn to the limitation of liability, indemnification and jurisdiction issues defined therein. Any holder of this document is advised that information contained hereon reflects the Company's findings at the time of its intervention only and within the limits of Client's instructions, if any. The Company's sole responsibility is to its Client and this document does not exonerate parties to a transaction from exercising all their rights and obligations under the transaction documents. This document cannot be reproduced except in full, without prior written approval of the Company. Any unauthorized alteration, forgery or falsification of the content or appearance of this document is unlawful and offenders may be prosecuted to the fullest extent of the law. Unless otherwise stated the results shown in this test report refer only to the sample(s) tested and such sample(s) are retained for 30 days only.
Attention: To check the authenticity of testing /inspection report & certificate, please contact us at telephone: (86-755) 8307 1443, or email: CN.Doccheck@sgs.com
No.1 Workshop, M-10, Middle Section, Science & Technology Park, Nanshan District, Shenzhen, Guangdong, China 518057 t (86-755) 26012053 f (86-755) 26710594 www.sgsgroup.com.cn
中国・广东・深圳市南山区科技园中区M-10栋1号厂房 邮编:518057 t (86-755) 26012053 f (86-755) 26710594 sgs.china@sgs.com
Member of the SGS Group (SGS SA)

7.7 26dB Emission bandwidth

Test Requirement 47 CFR Part 15, Subpart E 15.407 (a)
Test Method: ANSI C63.10 (2020) Section 12.5.2
Test Engineer: Linvo Ding

7.7.1 E.U.T. Operation

Operating Environment:
Temperature: 21.1 °C Humidity: 33.1 % RH Atmospheric Pressure: 1020 mbar

7.7.2 Test Mode Description

Pre-scan / Final test	Mode Code	Description
Final test	09	TX mode (U-NII-1)_Keep the EUT in continuously transmitting mode with all modulation types. All data rates for each modulation type have been tested and found the data rate @ 6Mbps is the worst case of IEEE 802.11a; data rate @ MCS0 is the worst case of IEEE 802.11n/ac/ax/be 20/40/80/160, Only the data of worst case is recorded in the report.
Final test	10	TX mode (U-NII-2A) _Keep the EUT in continuously transmitting mode with all modulation types. All data rates for each modulation type have been tested and found the data rate @ 6Mbps is the worst case of IEEE 802.11a; data rate @ MCS0 is the worst case of IEEE 802.11n/ac/ax/be 20/40/80/160, Only the data of worst case is recorded in the report.
Final test	11	TX mode (U-NII-2C) _Keep the EUT in continuously transmitting mode with all modulation types. All data rates for each modulation type have been tested and found the data rate @ 6Mbps is the worst case of IEEE 802.11a; data rate @ MCS0 is the worst case of IEEE 802.11n/ac/ax/be 20/40/80/160, Only the data of worst case is recorded in the report.

7.7.3 Test Setup Diagram

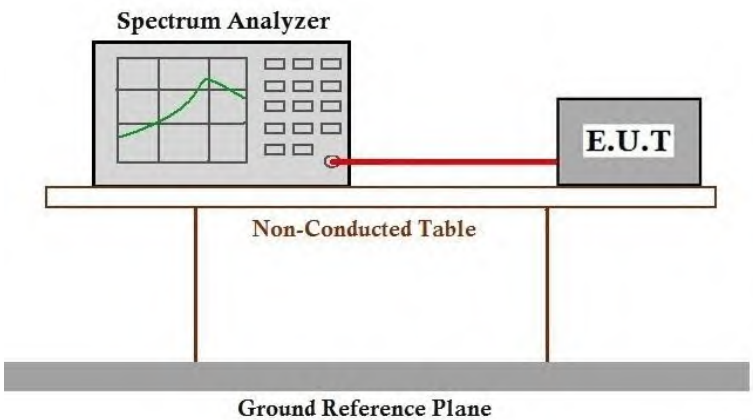

7.7.4 Measurement Procedure and Data

Please Refer to Appendix for Details

Unless otherwise agreed in writing, this document is issued by the Company subject to its General Conditions of Service printed overleaf, available on request or accessible at https://www.sgs.com/en/Terms-and-Conditions. Attention is drawn to the limitation of liability, indemnification and jurisdiction issues defined therein. Any holder of this document is advised that information contained hereon reflects the Company's findings at the time of its intervention only and within the limits of Client's instructions, if any. The Company's sole responsibility is to its Client and this document does not exonerate parties to a transaction from exercising all their rights and obligations under the transaction documents. This document cannot be reproduced except in full, without prior written approval of the Company. Any unauthorized alteration, forgery or falsification of the content or appearance of this document is unlawful and offenders may be prosecuted to the fullest extent of the law. Unless otherwise stated the results shown in this test report refer only to the sample(s) tested and such sample(s) are retained for 30 days only.
Attention: To check the authenticity of testing /inspection report & certificate, please contact us at telephone: (86-755) 8307 1443, or email: CN.Doccheck@sgs.com
No.1 Workshop, M-10, Middle Section, Science & Technology Park, Nanshan District, Shenzhen, Guangdong, China 518057 t (86-755) 26012053 f (86-755) 26710594 www.sgsgroup.com.cn
中国·广东·深圳市南山区科技园中区M-10栋1号厂房 邮编:518057 t (86-755) 26012053 f (86-755) 26710594 sgs.china@sgs.com
Member of the SGS Group (SGS SA)

7.8 Minimum 6 dB bandwidth (5.725-5.85 GHz band)

Test Requirement 47 CFR Part 15, Subpart E 15.407 (e)
Test Method: ANSI C63.10 (2020) Section 12.5.1
Test Engineer: Linvo Ding

Limit:

Frequency band(MHz)	Limit
5725-5850	⩾500 kHz

7.8.1 E.U.T. Operation

Operating Environment:
Temperature: 21.1 °C Humidity: 33.1 % RH Atmospheric Pressure: 1020 mbar

7.8.2 Test Mode Description

Pre-scan / Final test	Mode Code	Description
Final test	12	TX mode (U-NII-3) _Keep the EUT in continuously transmitting mode with all modulation types. All data rates for each modulation type have been tested and found the data rate @ 6Mbps is the worst case of IEEE 802.11a; data rate @ MCS0 is the worst case of IEEE 802.11n/ac/ax/be 20/40/80/160, Only the data of worst case is recorded in the report.

7.8.3 Test Setup Diagram

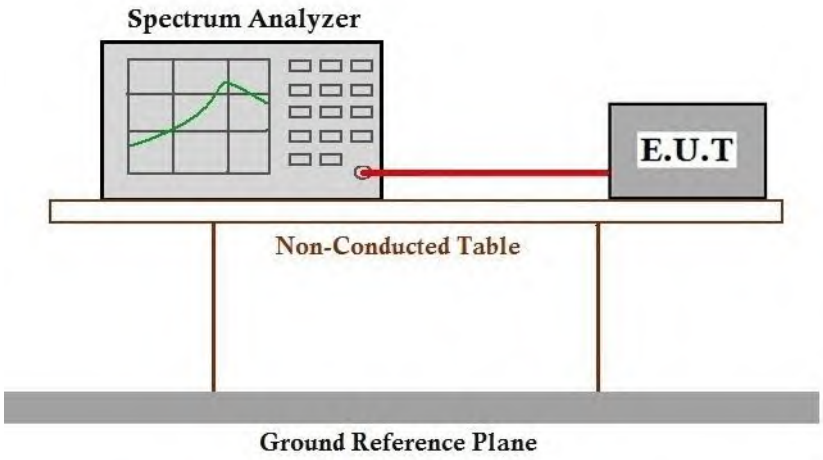

7.8.4 Measurement Procedure and Data

Please Refer to Appendix for Details

Unless otherwise agreed in writing, this document is issued by the Company subject to its General Conditions of Service printed overleaf, available on request or accessible at https://www.sgs.com/en/Terms-and-Conditions. Attention is drawn to the limitation of liability, indemnification and jurisdiction issues defined therein. Any holder of this document is advised that information contained hereon reflects the Company's findings at the time of its intervention only and within the limits of Client's instructions, if any. The Company's sole responsibility is to its Client and this document does not exonerate parties to a transaction from exercising all their rights and obligations under the transaction documents. This document cannot be reproduced except in full, without prior written approval of the Company. Any unauthorized alteration, forgery or falsification of the content or appearance of this document is unlawful and offenders may be prosecuted to the fullest extent of the law. Unless otherwise stated the results shown in this test report refer only to the sample(s) tested and such sample(s) are retained for 30 days only.
Attention: To check the authenticity of testing /inspection report & certificate, please contact us at telephone: (86-755) 8307 1443, or email: CN.Doccheck@sgs.com
No.1 Workshop, M-10, Middle Section, Science & Technology Park, Nanshan District, Shenzhen, Guangdong, China 518057 t (86-755) 26012053 f (86-755) 26710594 www.sgsgroup.com.cn
中国・广东・深圳市南山区科技园中区M-10栋1号厂房 邮编:518057 t (86-755) 26012053 f (86-755) 26710594 sgs.china@sgs.com
Member of the SGS Group (SGS SA)

7.9 Maximum Conducted output power

Test Requirement 47 CFR Part 15, Subpart E 15.407 (a)
Test Method: ANSI C63.10 (2020) Section 12.4
Test Engineer: Linvo Ding

Limit:

Frequency band(MHz)	Limit
5150-5250	≤1W(30dBm) for master device
	≤250mW(24dBm) for client device
5250-5350	≤250mW(24dBm) or 11dBm+10logB*
5470-5725	≤250mW(24dBm) or 11dBm+10logB*
5725-5850	≤1W(30dBm)
Remark:	* Where B is the 26dB emission bandwidth in MHz. The maximum conducted output power must be measured over any interval of continuous transmission using instrumentation calibrated in terms of an rms-equivalent voltage.

7.9.1 E.U.T. Operation

Operating Environment:

Temperature: 21.1 °C Humidity: 33.1 % RH Atmospheric Pressure: 1020 mbar

7.9.2 Test Mode Description

Pre-scan / Final test	Mode Code	Description
Final test	09	TX mode (U-NII-1)_Keep the EUT in continuously transmitting mode with all modulation types. All data rates for each modulation type have been tested and found the data rate @ 6Mbps is the worst case of IEEE 802.11a; data rate @ MCS0 is the worst case of IEEE 802.11n/ac/ax/be 20/40/80/160, Only the data of worst case is recorded in the report.
Final test	10	TX mode (U-NII-2A) _Keep the EUT in continuously transmitting mode with all modulation types. All data rates for each modulation type have been tested and found the data rate @ 6Mbps is the worst case of IEEE 802.11a; data rate @ MCS0 is the worst case of IEEE 802.11n/ac/ax/be 20/40/80/160, Only the data of worst case is recorded in the report.
Final test	11	TX mode (U-NII-2C) _Keep the EUT in continuously transmitting mode with all modulation types. All data rates for each modulation type have been tested and found the data rate @ 6Mbps is the worst case of IEEE 802.11a; data rate @ MCS0 is the worst case of IEEE 802.11n/ac/ax/be 20/40/80/160, Only the data of worst case is recorded in the report.

Unless otherwise agreed in writing, this document is issued by the Company subject to its General Conditions of Service printed overleaf, available on request or accessible at https://www.sgs.com/en/Terms-and-Conditions. Attention is drawn to the limitation of liability, indemnification and jurisdiction issues defined therein. Any holder of this document is advised that information contained hereon reflects the Company's findings at the time of its intervention only and within the limits of Client's instructions, if any. The Company's sole responsibility is to its Client and this document does not exonerate parties to a transaction from exercising all their rights and obligations under the transaction documents. This document cannot be reproduced except in full, without prior written approval of the Company. Any unauthorized alteration, forgery or falsification of the content or appearance of this document is unlawful and offenders may be prosecuted to the fullest extent of the law. Unless otherwise stated the results shown in this test report refer only to the sample(s) tested and such sample(s) are retained for 30 days only.
Attention: To check the authenticity of testing /inspection report & certificate, please contact us at telephone: (86-755) 8307 1443, or email: CN.Doccheck@sgs.com
No.1 Workshop, M-10, Middle Section, Science & Technology Park, Nanshan District, Shenzhen, Guangdong, China 518057 t (86-755) 26012053 f (86-755) 26710594 www.sgsgroup.com.cn
中国・广东・深圳市南山区科技园中区M-10栋1号厂房 邮编:518057 t (86-755) 26012053 f (86-755) 26710594 sgs.china@sgs.com
Member of the SGS Group (SGS SA)

Final test	12	TX mode (U-NII-3) _Keep the EUT in continuously transmitting mode with all modulation types. All data rates for each modulation type have been tested and found the data rate @ 6Mbps is the worst case of IEEE 802.11a; data rate @ MCS0 is the worst case of IEEE 802.11n/ac/ax/be 20/40/80/160, Only the data of worst case is recorded in the report.

7.9.3 Test Setup Diagram

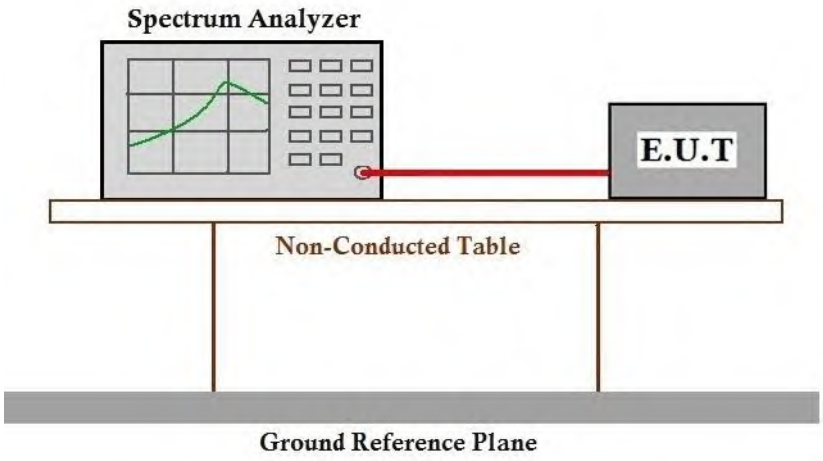

7.9.4 Measurement Procedure and Data

Note: Since the verify power the same operating range bandwidth and smaller power can be covered by the higher power.

AV Output power Level = Reading level +Cable loss + DCCF

Please Refer to Appendix for Details

Unless otherwise agreed in writing, this document is issued by the Company subject to its General Conditions of Service printed overleaf, available on request or accessible at https://www.sgs.com/en/Terms-and-Conditions. Attention is drawn to the limitation of liability, indemnification and jurisdiction issues defined therein. Any holder of this document is advised that information contained hereon reflects the Company's findings at the time of its intervention only and within the limits of Client's instructions, if any. The Company's sole responsibility is to its Client and this document does not exonerate parties to a transaction from exercising all their rights and obligations under the transaction documents. This document cannot be reproduced except in full, without prior written approval of the Company. Any unauthorized alteration, forgery or falsification of the content or appearance of this document is unlawful and offenders may be prosecuted to the fullest extent of the law. Unless otherwise stated the results shown in this test report refer only to the sample(s) tested and such sample(s) are retained for 30 days only.
Attention: To check the authenticity of testing /inspection report & certificate, please contact us at telephone: (86-755) 8307 1443, or email: CN.Doccheck@sgs.com
No.1 Workshop, M-10, Middle Section, Science & Technology Park, Nanshan District, Shenzhen, Guangdong, China 518057 t (86-755) 26012053 f (86-755) 26710594 www.sgsgroup.com.cn
中国・广东・深圳市南山区科技园中区M-10栋1号厂房 邮编:518057 t (86-755) 26012053 f (86-755) 26710594 sgs.china@sgs.com
Member of the SGS Group (SGS SA)

7.10 Peak Power spectrum density

Test Requirement 47 CFR Part 15, Subpart E 15.407 (a)
Test Method: ANSI C63.10 (2020) Section 12.6
Test Engineer: Linvo Ding

Limit:

Frequency band(MHz)	Limit
5150-5250	≤17dBm in 1MHz for master device
	≤11dBm in 1MHz for client device
5250-5350	≤11dBm in 1MHz for client device
5470-5725	≤11dBm in 1MHz for client device
5725-5850	≤30dBm in 500 kHz
Remark:	The maximum power spectral density is measured as a conducted emission by direct connection of a calibrated test instrument to the equipment under test.

7.10.1 E.U.T. Operation

Operating Environment:

Temperature: 21.1 °C Humidity: 33.1 % RH Atmospheric Pressure: 1020 mbar

7.10.2 Test Mode Description

Pre-scan / Final test	Mode Code	Description
Final test	09	TX mode (U-NII-1)_Keep the EUT in continuously transmitting mode with all modulation types. All data rates for each modulation type have been tested and found the data rate @ 6Mbps is the worst case of IEEE 802.11a; data rate @ MCS0 is the worst case of IEEE 802.11n/ac/ax/be 20/40/80/160, Only the data of worst case is recorded in the report.
Final test	10	TX mode (U-NII-2A) _Keep the EUT in continuously transmitting mode with all modulation types. All data rates for each modulation type have been tested and found the data rate @ 6Mbps is the worst case of IEEE 802.11a; data rate @ MCS0 is the worst case of IEEE 802.11n/ac/ax/be 20/40/80/160, Only the data of worst case is recorded in the report.
Final test	11	TX mode (U-NII-2C) _Keep the EUT in continuously transmitting mode with all modulation types. All data rates for each modulation type have been tested and found the data rate @ 6Mbps is the worst case of IEEE 802.11a; data rate @ MCS0 is the worst case of IEEE 802.11n/ac/ax/be 20/40/80/160, Only the data of worst case is recorded in the report.
Final test	12	TX mode (U-NII-3) _Keep the EUT in continuously transmitting mode with all modulation types. All data rates for each modulation type have been tested and found the data rate @ 6Mbps is the worst case of IEEE 802.11a; data rate @ MCS0 is the worst case of IEEE 802.11n/ac/ax/be 20/40/80/160, Only the data of worst

Unless otherwise agreed in writing, this document is issued by the Company subject to its General Conditions of Service printed overleaf, available on request or accessible at https://www.sgs.com/en/Terms-and-Conditions. Attention is drawn to the limitation of liability, indemnification and jurisdiction issues defined therein. Any holder of this document is advised that information contained hereon reflects the Company's findings at the time of its intervention only and within the limits of Client's instructions, if any. The Company's sole responsibility is to its Client and this document does not exonerate parties to a transaction from exercising all their rights and obligations under the transaction documents. This document cannot be reproduced except in full, without prior written approval of the Company. Any unauthorized alteration, forgery or falsification of the content or appearance of this document is unlawful and offenders may be prosecuted to the fullest extent of the law. Unless otherwise stated the results shown in this test report refer only to the sample(s) tested and such sample(s) are retained for 30 days only.
Attention: To check the authenticity of testing /inspection report & certificate, please contact us at telephone: (86-755) 8307 1443, or email: CN.Doccheck@sgs.com
No.1 Workshop, M-10, Middle Section, Science & Technology Park, Nanshan District, Shenzhen, Guangdong, China 518057 t (86-755) 26012053 f (86-755) 26710594 www.sgsgroup.com.cn
中国・广东・深圳市南山区科技园中区M-10栋1号厂房 邮编:518057 t (86-755) 26012053 f (86-755) 26710594 sgs.china@sgs.com
Member of the SGS Group (SGS SA)

		case is recorded in the report.

7.10.3 Test Setup Diagram

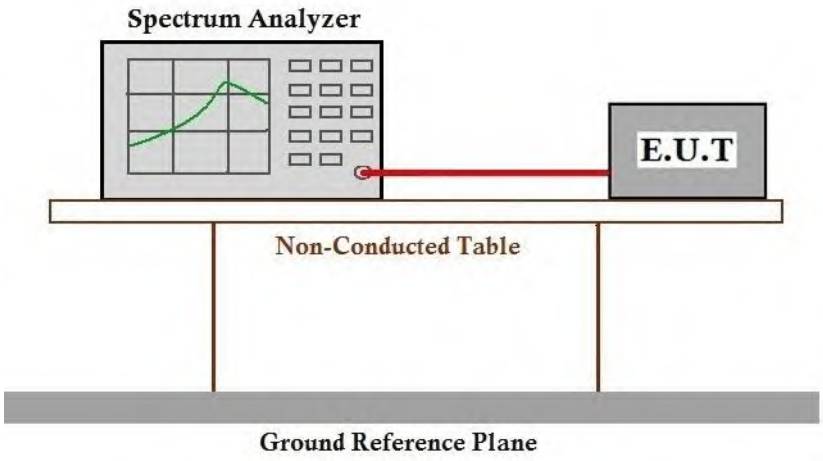

7.10.4 Measurement Procedure and Data

RBW conversion factor from 300kHz to 500kHz (2.22dB) for UNII Band 3 has been considered.

Please Refer to Appendix for Details

Unless otherwise agreed in writing, this document is issued by the Company subject to its General Conditions of Service printed overleaf, available on request or accessible at https://www.sgs.com/en/Terms-and-Conditions. Attention is drawn to the limitation of liability, indemnification and jurisdiction issues defined therein. Any holder of this document is advised that information contained hereon reflects the Company's findings at the time of its intervention only and within the limits of Client's instructions, if any. The Company's sole responsibility is to its Client and this document does not exonerate parties to a transaction from exercising all their rights and obligations under the transaction documents. This document cannot be reproduced except in full, without prior written approval of the Company. Any unauthorized alteration, forgery or falsification of the content or appearance of this document is unlawful and offenders may be prosecuted to the fullest extent of the law. Unless otherwise stated the results shown in this test report refer only to the sample(s) tested and such sample(s) are retained for 30 days only.
Attention: To check the authenticity of testing /inspection report & certificate, please contact us at telephone: (86-755) 8307 1443, or email: CN.Doccheck@sgs.com
No.1 Workshop, M-10, Middle Section, Science & Technology Park, Nanshan District, Shenzhen, Guangdong, China 518057 t (86-755) 26012053 f (86-755) 26710594 www.sgsgroup.com.cn
中国・广东・深圳市南山区科技园中区M-10栋1号厂房 邮编:518057 t (86-755) 26012053 f (86-755) 26710594 sgs.china@sgs.com
Member of the SGS Group (SGS SA)

7.11 Frequency Stability

Test Requirement 47 CFR Part 15, Subpart E 15.407 (g)
Test Method: ANSI C63.10 (2020) Section 6.8
Test Engineer: Linvo Ding

7.11.1 E.U.T. Operation

Operating Environment:
Temperature: 21.1 °C Humidity: 33.1 % RH Atmospheric Pressure: 1020 mbar

7.11.2 Test Mode Description

Pre-scan / Final test	Mode Code	Description
Final test	09	TX mode (U-NII-1)_Keep the EUT in continuously transmitting mode with all modulation types. All data rates for each modulation type have been tested and found the data rate @ 6Mbps is the worst case of IEEE 802.11a; data rate @ MCS0 is the worst case of IEEE 802.11n/ac/ax/be 20/40/80/160, Only the data of worst case is recorded in the report.
Final test	10	TX mode (U-NII-2A) _Keep the EUT in continuously transmitting mode with all modulation types. All data rates for each modulation type have been tested and found the data rate @ 6Mbps is the worst case of IEEE 802.11a; data rate @ MCS0 is the worst case of IEEE 802.11n/ac/ax/be 20/40/80/160, Only the data of worst case is recorded in the report.
Final test	11	TX mode (U-NII-2C) _Keep the EUT in continuously transmitting mode with all modulation types. All data rates for each modulation type have been tested and found the data rate @ 6Mbps is the worst case of IEEE 802.11a; data rate @ MCS0 is the worst case of IEEE 802.11n/ac/ax/be 20/40/80/160, Only the data of worst case is recorded in the report.
Final test	12	TX mode (U-NII-3) _Keep the EUT in continuously transmitting mode with all modulation types. All data rates for each modulation type have been tested and found the data rate @ 6Mbps is the worst case of IEEE 802.11a; data rate @ MCS0 is the worst case of IEEE 802.11n/ac/ax/be 20/40/80/160, Only the data of worst case is recorded in the report.

Unless otherwise agreed in writing, this document is issued by the Company subject to its General Conditions of Service printed overleaf, available on request or accessible at https://www.sgs.com/en/Terms-and-Conditions. Attention is drawn to the limitation of liability, indemnification and jurisdiction issues defined therein. Any holder of this document is advised that information contained hereon reflects the Company's findings at the time of its intervention only and within the limits of Client's instructions, if any. The Company's sole responsibility is to its Client and this document does not exonerate parties to a transaction from exercising all their rights and obligations under the transaction documents. This document cannot be reproduced except in full, without prior written approval of the Company. Any unauthorized alteration, forgery or falsification of the content or appearance of this document is unlawful and offenders may be prosecuted to the fullest extent of the law. Unless otherwise stated the results shown in this test report refer only to the sample(s) tested and such sample(s) are retained for 30 days only.
Attention: To check the authenticity of testing /inspection report & certificate, please contact us at telephone: (86-755) 8307 1443, or email: CN.Doccheck@sgs.com
No.1 Workshop, M-10, Middle Section, Science & Technology Park, Nanshan District, Shenzhen, Guangdong, China 518057 t (86-755) 26012053 f (86-755) 26710594 www.sgsgroup.com.cn
中国·广东·深圳市南山区科技园中区M-10栋1号厂房 邮编:518057 t (86-755) 26012053 f (86-755) 26710594 sgs.china@sgs.com
Member of the SGS Group (SGS SA)

7.11.3 Test Setup Diagram

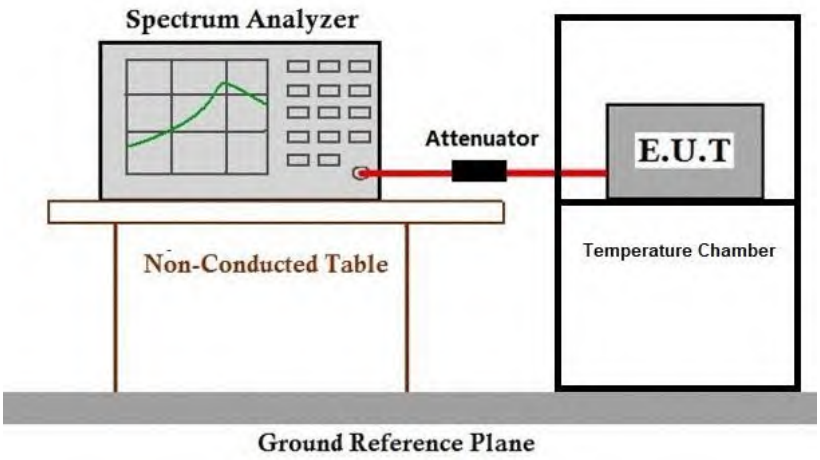

7.11.4 Measurement Procedure and Data

Please Refer to Appendix for Details

Unless otherwise agreed in writing, this document is issued by the Company subject to its General Conditions of Service printed overleaf, available on request or accessible at https://www.sgs.com/en/Terms-and-Conditions. Attention is drawn to the limitation of liability, indemnification and jurisdiction issues defined therein. Any holder of this document is advised that information contained hereon reflects the Company's findings at the time of its intervention only and within the limits of Client's instructions, if any. The Company's sole responsibility is to its Client and this document does not exonerate parties to a transaction from exercising all their rights and obligations under the transaction documents. This document cannot be reproduced except in full, without prior written approval of the Company. Any unauthorized alteration, forgery or falsification of the content or appearance of this document is unlawful and offenders may be prosecuted to the fullest extent of the law. Unless otherwise stated the results shown in this test report refer only to the sample(s) tested and such sample(s) are retained for 30 days only.
Attention: To check the authenticity of testing /inspection report & certificate, please contact us at telephone: (86-755) 8307 1443, or email: CN.Doccheck@sgs.com
No.1 Workshop, M-10, Middle Section, Science & Technology Park, Nanshan District, Shenzhen, Guangdong, China 518057 t (86-755) 26012053 f (86-755) 26710594 www.sgsgroup.com.cn
中国・广东・深圳市南山区科技园中区M-10栋1号厂房 邮编:518057 t (86-755) 26012053 f (86-755) 26710594 sgs.china@sgs.com
Member of the SGS Group (SGS SA)

7.12 Channel Move Time

Test Requirement KDB 905462 D02 Section 5.1
Test Method: KDB 905462 D02 Section 7.8.3
Test Engineer:

Limit:

Test item	Limit	Applicability	
		Master Device or client with Radar Detection	Client without Radar Detection
Non-occupancy period	Minimum 30 minutes	Yes	Not required
Channel Availability Check Time	60 seconds	Yes	Not required
Channel Move Time	10 seconds See Note 1.	Yes	Yes
Channel Closing Transmission Time	200 milliseconds + an aggregate of 60 milliseconds over remaining 10 second period. See Notes 1 and 2.	Yes	Yes
U-NII Detection Bandwidth	Minimum 100% of the U-NII 99% transmission power bandwidth. See Note 3.	Yes	Not required

Note 1: Channel Move Time and the Channel Closing Transmission Time should be performed with Radar Type 0. The measurement timing begins at the end of the Radar Type 0 burst.

Note 2: The Channel Closing Transmission Time is comprised of 200 milliseconds starting at the beginning of the Channel Move Time plus any additional intermittent control signals required to facilitate a Channel move (an aggregate of 60 milliseconds) during the remainder of the 10 second period. The aggregate duration of control signals will not count quiet periods in between transmissions.

Note 3: During the U-NII Detection Bandwidth detection test, radar type 0 should be used. For each frequency step the minimum percentage of detection is 90 percent. Measurements are performed with no data traffic.

7.12.1 E.U.T. Operation

Operating Environment:

Temperature: 21.1 °C Humidity: 33.1 % RH Atmospheric Pressure: 1020 mbar

Unless otherwise agreed in writing, this document is issued by the Company subject to its General Conditions of Service printed overleaf, available on request or accessible at https://www.sgs.com/en/Terms-and-Conditions. Attention is drawn to the limitation of liability, indemnification and jurisdiction issues defined therein. Any holder of this document is advised that information contained hereon reflects the Company's findings at the time of its intervention only and within the limits of Client's instructions, if any. The Company's sole responsibility is to its Client and this document does not exonerate parties to a transaction from exercising all their rights and obligations under the transaction documents. This document cannot be reproduced except in full, without prior written approval of the Company. Any unauthorized alteration, forgery or falsification of the content or appearance of this document is unlawful and offenders may be prosecuted to the fullest extent of the law. Unless otherwise stated the results shown in this test report refer only to the sample(s) tested and such sample(s) are retained for 30 days only.
Attention: To check the authenticity of testing /inspection report & certificate, please contact us at telephone: (86-755) 8307 1443, or email: CN.Doccheck@sgs.com
No.1 Workshop, M-10, Middle Section, Science & Technology Park, Nanshan District, Shenzhen, Guangdong, China 518057 t (86-755) 26012053 f (86-755) 26710594 www.sgsgroup.com.cn
中国·广东·深圳市南山区科技园中区M-10栋1号厂房 邮编:518057 t (86-755) 26012053 f (86-755) 26710594 sgs.china@sgs.com
Member of the SGS Group (SGS SA)

7.12.2 Test Mode Description

Pre-scan / Final test	Mode Code	Description
Final test	13	Normal operating_Keep the EUT communication with the companion device.

7.12.3 Test Setup Diagram

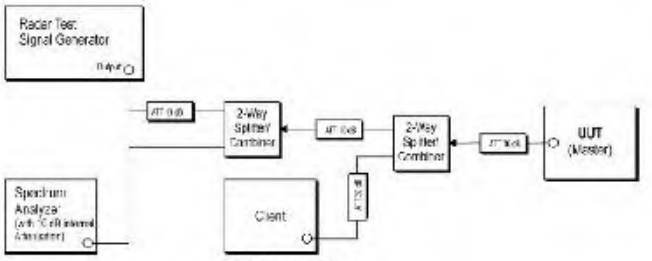

DFS Master

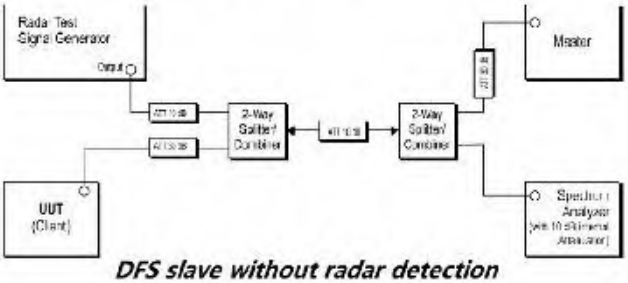

DFS slave without radar detection

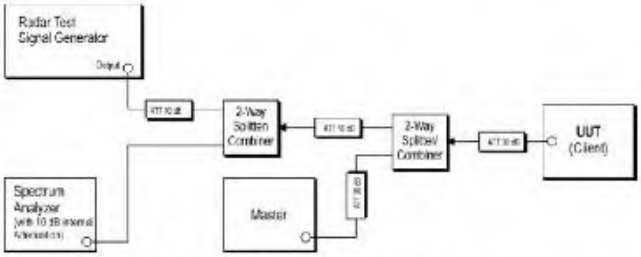

DFS slave with radar detection

Unless otherwise agreed in writing, this document is issued by the Company subject to its General Conditions of Service printed overleaf, available on request or accessible at https://www.sgs.com/en/Terms-and-Conditions. Attention is drawn to the limitation of liability, indemnification and jurisdiction issues defined therein. Any holder of this document is advised that information contained hereon reflects the Company's findings at the time of its intervention only and within the limits of Client's instructions, if any. The Company's sole responsibility is to its Client and this document does not exonerate parties to a transaction from exercising all their rights and obligations under the transaction documents. This document cannot be reproduced except in full, without prior written approval of the Company. Any unauthorized alteration, forgery or falsification of the content or appearance of this document is unlawful and offenders may be prosecuted to the fullest extent of the law. Unless otherwise stated the results shown in this test report refer only to the sample(s) tested and such sample(s) are retained for 30 days only.
Attention: To check the authenticity of testing /inspection report & certificate, please contact us at telephone: (86-755) 8307 1443, or email: CN.Doccheck@sgs.com
No.1 Workshop, M-10, Middle Section, Science & Technology Park, Nanshan District, Shenzhen, Guangdong, China 518057 t (86-755) 26012053 f (86-755) 26710594 www.sgsgroup.com.cn
中国・广东・深圳市南山区科技园中区M-10栋1号厂房 邮编:518057 t (86-755) 26012053 f (86-755) 26710594 sgs.china@sgs.com
Member of the SGS Group (SGS SA)

7.12.4 Measurement Procedure and Data

1) The radar pulse generator is setup to provide a pulse at frequency that the master and client are operating. A type 0 radar pulse with a 1us pulse width and a 1428us PRI is used for the testing.

2) The vector signal generator is adjusted to provide the radar burst (18 pulses) at the level of approximately -61dBm at the antenna port of the master device.

3) A trigger is provided from the pulse generator to the DFS monitoring system in order to capture the traffic and the occurrence of the radar pulse.

4) EUT will associate with the master at channel. The file “iperf.exe” specified by the FCC is streamed from the PC 2 through the master and the client device to the PC 1 and played in full motion video using Media Player Classic Ver. 6.4.8.6 in order to properly load the network for the entire period of the test.

5) When radar burst with a level equal to the DFS Detection Threshold +1dB is generated on the operating channel of the U-NII device. At time T0 the radar waveform generator sends a burst of pulse of the radar waveform at Detection Threshold +1dB.

6) Observe the transmissions of the EUT at the end of the radar Burst on the Operating Channel. Measure and record the transmissions from the UUT during the observation time (Channel Move Time). One 15 seconds plot is reported for the Short Pulse Radar Type 0. The plot for the Short Pulse Radar Types start at the end of the radar burst. The Channel Move Time will be calculated based on the zoom in 600ms plot of the Short Pulse Radar Type.

7) Measurement of the aggregate duration of the Channel Closed Transmission Time method. With the spectrum analyzer set to zero span tuned to the center frequency of the EUT operating channel at the radar simulated frequency, peak detection, and max hold, the dwell time per bin is given by: Dwell (0.3ms) =S (12000ms) / B (4000); where Dwell is the dwell time per spectrum analyzer sampling bin, S is sweep time and B is the number of spectrum analyzer sampling bins. An upper bound of the aggregate duration of the intermittent control signals of Channel Closing Transmission Time is calculated by: C (ms)= N X Dwell (0.3ms); where C is the Closing Time, N is the number of spectrum analyzer sampling bins (intermittent control signals) showing a U-NII transmission and Dwell is the dwell time per bin.

8) Measurement the EUT for more than 30 minutes following the channel move time to verify that no transmission or beacons occur on this channel.

Please Refer to Appendix for Details

Unless otherwise agreed in writing, this document is issued by the Company subject to its General Conditions of Service printed overleaf, available on request or accessible at https://www.sgs.com/en/Terms-and-Conditions. Attention is drawn to the limitation of liability, indemnification and jurisdiction issues defined therein. Any holder of this document is advised that information contained hereon reflects the Company's findings at the time of its intervention only and within the limits of Client's instructions, if any. The Company's sole responsibility is to its Client and this document does not exonerate parties to a transaction from exercising all their rights and obligations under the transaction documents. This document cannot be reproduced except in full, without prior written approval of the Company. Any unauthorized alteration, forgery or falsification of the content or appearance of this document is unlawful and offenders may be prosecuted to the fullest extent of the law. Unless otherwise stated the results shown in this test report refer only to the sample(s) tested and such sample(s) are retained for 30 days only.
Attention: To check the authenticity of testing /inspection report & certificate, please contact us at telephone: (86-755) 8307 1443, or email: CN.Doccheck@sgs.com
No.1 Workshop, M-10, Middle Section, Science & Technology Park, Nanshan District, Shenzhen, Guangdong, China 518057 t (86-755) 26012053 f (86-755) 26710594 www.sgsgroup.com.cn
中国・广东・深圳市南山区科技园中区M-10栋1号厂房 邮编: 518057 t (86-755) 26012053 f (86-755) 26710594 sgs.china@sgs.com
Member of the SGS Group (SGS SA)

7.13 Channel Closing Transmission Time

Test Requirement KDB 905462 D02 Section 5.1
Test Method: KDB 905462 D02 Section 7.8.3
Test Engineer:

Limit:

Test item	Limit	Applicability	
		Master Device or client with Radar Detection	Client without Radar Detection
Non-occupancy period	Minimum 30 minutes	Yes	Not required
Channel Availability Check Time	60 seconds	Yes	Not required
Channel Move Time	10 seconds See Note 1.	Yes	Yes
Channel Closing Transmission Time	200 milliseconds + an aggregate of 60 milliseconds over remaining 10 second period. See Notes 1 and 2.	Yes	Yes
U-NII Detection Bandwidth	Minimum 100% of the U-NII 99% transmission power bandwidth. See Note 3.	Yes	Not required

Note 1: Channel Move Time and the Channel Closing Transmission Time should be performed with Radar Type 0. The measurement timing begins at the end of the Radar Type 0 burst.

Note 2: The Channel Closing Transmission Time is comprised of 200 milliseconds starting at the beginning of the Channel Move Time plus any additional intermittent control signals required to facilitate a Channel move (an aggregate of 60 milliseconds) during the remainder of the 10 second period. The aggregate duration of control signals will not count quiet periods in between transmissions.

Note 3: During the U-NII Detection Bandwidth detection test, radar type 0 should be used. For each frequency step the minimum percentage of detection is 90 percent. Measurements are performed with no data traffic.

7.13.1 E.U.T. Operation

Operating Environment:

Temperature: 21.1 °C Humidity: 33.1 % RH Atmospheric Pressure: 1020 mbar

Unless otherwise agreed in writing, this document is issued by the Company subject to its General Conditions of Service printed overleaf, available on request or accessible at https://www.sgs.com/en/Terms-and-Conditions. Attention is drawn to the limitation of liability, indemnification and jurisdiction issues defined therein. Any holder of this document is advised that information contained hereon reflects the Company's findings at the time of its intervention only and within the limits of Client's instructions, if any. The Company's sole responsibility is to its Client and this document does not exonerate parties to a transaction from exercising all their rights and obligations under the transaction documents. This document cannot be reproduced except in full, without prior written approval of the Company. Any unauthorized alteration, forgery or falsification of the content or appearance of this document is unlawful and offenders may be prosecuted to the fullest extent of the law. Unless otherwise stated the results shown in this test report refer only to the sample(s) tested and such sample(s) are retained for 30 days only.
Attention: To check the authenticity of testing /inspection report & certificate, please contact us at telephone: (86-755) 8307 1443, or email: CN.Doccheck@sgs.com
No.1 Workshop, M-10, Middle Section, Science & Technology Park, Nanshan District, Shenzhen, Guangdong, China 518057 t (86-755) 26012053 f (86-755) 26710594 www.sgsgroup.com.cn
中国·广东·深圳市南山区科技园中区M-10栋1号厂房 邮编:518057 t (86-755) 26012053 f (86-755) 26710594 sgs.china@sgs.com
Member of the SGS Group (SGS SA)

7.13.2 Test Mode Description

Pre-scan / Final test	Mode Code	Description
Final test	13	Normal operating_Keep the EUT communication with the companion device.

7.13.3 Test Setup Diagram

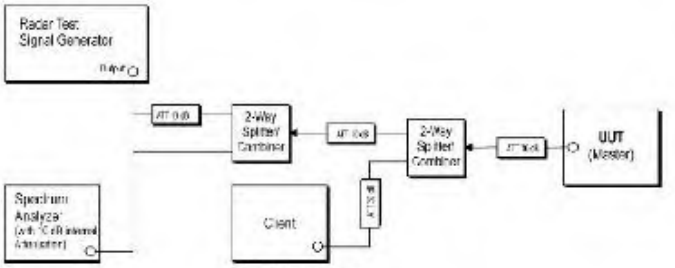

DFS Master

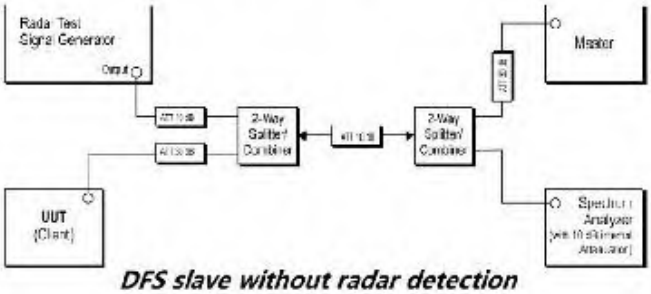

DFS slave without radar detection

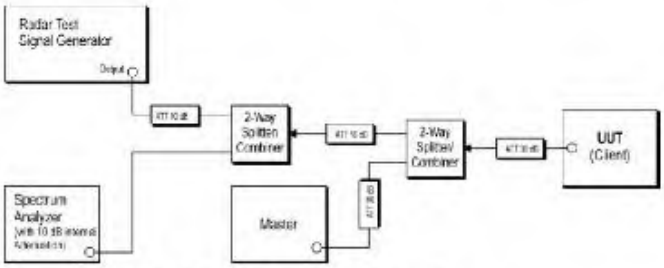

DFS slave with radar detection

Unless otherwise agreed in writing, this document is issued by the Company subject to its General Conditions of Service printed overleaf, available on request or accessible at https://www.sgs.com/en/Terms-and-Conditions. Attention is drawn to the limitation of liability, indemnification and jurisdiction issues defined therein. Any holder of this document is advised that information contained hereon reflects the Company's findings at the time of its intervention only and within the limits of Client's instructions, if any. The Company's sole responsibility is to its Client and this document does not exonerate parties to a transaction from exercising all their rights and obligations under the transaction documents. This document cannot be reproduced except in full, without prior written approval of the Company. Any unauthorized alteration, forgery or falsification of the content or appearance of this document is unlawful and offenders may be prosecuted to the fullest extent of the law. Unless otherwise stated the results shown in this test report refer only to the sample(s) tested and such sample(s) are retained for 30 days only.
Attention: To check the authenticity of testing /inspection report & certificate, please contact us at telephone: (86-755) 8307 1443, or email: CN.Doccheck@sgs.com
No.1 Workshop, M-10, Middle Section, Science & Technology Park, Nanshan District, Shenzhen, Guangdong, China 518057 t (86-755) 26012053 f (86-755) 26710594 www.sgsgroup.com.cn
中国·广东·深圳市南山区科技园中区M-10栋1号厂房 邮编:518057 t (86-755) 26012053 f (86-755) 26710594 sgs.china@sgs.com
Member of the SGS Group (SGS SA)

7.13.4 Measurement Procedure and Data

1) The radar pulse generator is setup to provide a pulse at frequency that the master and client are operating. A type 0 radar pulse with a 1us pulse width and a 1428us PRI is used for the testing.

2) The vector signal generator is adjusted to provide the radar burst (18 pulses) at the level of approximately -61dBm at the antenna port of the master device.

3) A trigger is provided from the pulse generator to the DFS monitoring system in order to capture the traffic and the occurrence of the radar pulse.

4) EUT will associate with the master at channel. The file “iperf.exe” specified by the FCC is streamed from the PC 2 through the master and the client device to the PC 1 and played in full motion video using Media Player Classic Ver. 6.4.8.6 in order to properly load the network for the entire period of the test.

5) When radar burst with a level equal to the DFS Detection Threshold +1dB is generated on the operating channel of the U-NII device. At time T0 the radar waveform generator sends a burst of pulse of the radar waveform at Detection Threshold +1dB.

6) Observe the transmissions of the EUT at the end of the radar Burst on the Operating Channel. Measure and record the transmissions from the UUT during the observation time (Channel Move Time). One 15 seconds plot is reported for the Short Pulse Radar Type 0. The plot for the Short Pulse Radar Types start at the end of the radar burst. The Channel Move Time will be calculated based on the zoom in 600ms plot of the Short Pulse Radar Type.

7) Measurement of the aggregate duration of the Channel Closed Transmission Time method. With the spectrum analyzer set to zero span tuned to the center frequency of the EUT operating channel at the radar simulated frequency, peak detection, and max hold, the dwell time per bin is given by: Dwell (0.3ms) =S (12000ms) / B (4000); where Dwell is the dwell time per spectrum analyzer sampling bin, S is sweep time and B is the number of spectrum analyzer sampling bins. An upper bound of the aggregate duration of the intermittent control signals of Channel Closing Transmission Time is calculated by: C (ms)= N X Dwell (0.3ms); where C is the Closing Time, N is the number of spectrum analyzer sampling bins (intermittent control signals) showing a U-NII transmission and Dwell is the dwell time per bin.

8) Measurement the EUT for more than 30 minutes following the channel move time to verify that no transmission or beacons occur on this channel.

Please Refer to Appendix for Details

Unless otherwise agreed in writing, this document is issued by the Company subject to its General Conditions of Service printed overleaf, available on request or accessible at https://www.sgs.com/en/Terms-and-Conditions. Attention is drawn to the limitation of liability, indemnification and jurisdiction issues defined therein. Any holder of this document is advised that information contained hereon reflects the Company's findings at the time of its intervention only and within the limits of Client's instructions, if any. The Company's sole responsibility is to its Client and this document does not exonerate parties to a transaction from exercising all their rights and obligations under the transaction documents. This document cannot be reproduced except in full, without prior written approval of the Company. Any unauthorized alteration, forgery or falsification of the content or appearance of this document is unlawful and offenders may be prosecuted to the fullest extent of the law. Unless otherwise stated the results shown in this test report refer only to the sample(s) tested and such sample(s) are retained for 30 days only.
Attention: To check the authenticity of testing /inspection report & certificate, please contact us at telephone: (86-755) 8307 1443, or email: CN.Doccheck@sgs.com
SGS-CSTC Standards Technical Services Co.,Ltd. Shenzhen Branch EMC Laboratory
No.1 Workshop, M-10, Middle Section, Science & Technology Park, Nanshan District, Shenzhen, Guangdong, China 518057 t (86-755) 26012053 f (86-755) 26710594 www.sgsgroup.com.cn
中国・广东・深圳市南山区科技园中区M-10栋1号厂房 邮编:518057 t (86-755) 26012053 f (86-755) 26710594 sgs.china@sgs.com
Member of the SGS Group (SGS SA)

8 Test Setup Photo

Refer to SZCR2602000568WM Appendix_Setup Photo-WLAN

9 EUT Constructional Details (EUT Photos)

Refer to External and Internal Photos for SZCR2602000568WM

Unless otherwise agreed in writing, this document is issued by the Company subject to its General Conditions of Service printed overleaf, available on request or accessible at https://www.sgs.com/en/Terms-and-Conditions. Attention is drawn to the limitation of liability, indemnification and jurisdiction issues defined therein. Any holder of this document is advised that information contained hereon reflects the Company's findings at the time of its intervention only and within the limits of Client's instructions, if any. The Company's sole responsibility is to its Client and this document does not exonerate parties to a transaction from exercising all their rights and obligations under the transaction documents. This document cannot be reproduced except in full, without prior written approval of the Company. Any unauthorized alteration, forgery or falsification of the content or appearance of this document is unlawful and offenders may be prosecuted to the fullest extent of the law. Unless otherwise stated the results shown in this test report refer only to the sample(s) tested and such sample(s) are retained for 30 days only.
Attention: To check the authenticity of testing /inspection report & certificate, please contact us at telephone: (86-755) 8307 1443, or email: CN.Doccheck@sgs.com
No.1 Workshop, M-10, Middle Section, Science & Technology Park, Nanshan District, Shenzhen, Guangdong, China 518057 t (86-755) 26012053 f (86-755) 26710594 www.sgsgroup.com.cn
中国・广东・深圳市南山区科技园中区M-10栋1号厂房 邮编:518057 t (86-755) 26012053 f (86-755) 26710594 sgs.china@sgs.com
Member of the SGS Group (SGS SA)

10 Appendix

1. Duty Cycle

1.1 Test Result

1.1.1 Ant7

Ant7							
Mode	TX Type	Frequency (MHz)	T_on (ms)	Period (ms)	Duty Cycle (%)	Duty Cycle Correction Factor (dB)	Max. DC Variation (%)
802.11a	SISO	5180	2.030	2.065	98.31	0.07	0.03
		5200	2.030	2.065	98.31	0.07	0.00
		5240	2.030	2.065	98.31	0.07	0.00
		5260	2.029	2.065	98.26	0.08	0.04
		5300	2.030	2.065	98.31	0.07	0.04
		5320	2.030	2.065	98.31	0.07	0.00
		5500	2.030	2.066	98.26	0.08	0.00
		5580	2.030	2.065	98.31	0.07	0.04
		5700	2.030	2.065	98.31	0.07	0.04
		5745	2.029	2.065	98.26	0.08	0.04
		5785	2.030	2.065	98.31	0.07	0.04
		5825	2.029	2.065	98.26	0.08	0.04
		5720	2.030	2.065	98.31	0.07	0.04
802.11n (HT20)	SISO	5180	1.890	1.925	98.18	0.08	0.00
		5200	1.890	1.925	98.18	0.08	0.03
		5240	1.890	1.925	98.18	0.08	0.03
		5260	1.890	1.925	98.18	0.08	0.03
		5300	1.890	1.925	98.18	0.08	0.03
		5320	1.890	1.925	98.18	0.08	0.03
		5500	1.890	1.925	98.18	0.08	0.03
		5580	1.890	1.925	98.18	0.08	0.03
		5700	1.890	1.926	98.13	0.08	0.03
		5745	1.890	1.925	98.18	0.08	0.03
		5785	1.890	1.925	98.18	0.08	0.07
		5825	1.889	1.924	98.18	0.08	0.03
		5720	1.889	1.924	98.18	0.08	0.03
802.11n (HT40)	SISO	5190	0.929	0.964	96.37	0.16	0.04
		5230	0.929	0.964	96.37	0.16	0.00
		5270	0.929	0.964	96.37	0.16	0.00
		5310	0.929	0.964	96.37	0.16	0.00
		5510	0.929	0.964	96.37	0.16	0.00
		5550	0.929	0.964	96.37	0.16	0.00
		5670	0.929	0.964	96.37	0.16	0.00

Unless otherwise agreed in writing, this document is issued by the Company subject to its General Conditions of Service printed overleaf, available on request or accessible at https://www.sgs.com/en/Terms-and-Conditions. Attention is drawn to the limitation of liability, indemnification and jurisdiction issues defined therein. Any holder of this document is advised that information contained hereon reflects the Company's findings at the time of its intervention only and within the limits of Client's instructions, if any. The Company's sole responsibility is to its Client and this document does not exonerate parties to a transaction from exercising all their rights and obligations under the transaction documents. This document cannot be reproduced except in full, without prior written approval of the Company. Any unauthorized alteration, forgery or falsification of the content or appearance of this document is unlawful and offenders may be prosecuted to the fullest extent of the law. Unless otherwise stated the results shown in this test report refer only to the sample(s) tested and such sample(s) are retained for 30 days only.
Attention: To check the authenticity of testing /inspection report & certificate, please contact us at telephone: (86-755) 8307 1443, or email: CN.Doccheck@sgs.com
No.1 Workshop, M-10, Middle Section, Science & Technology Park, Nanshan District, Shenzhen, Guangdong, China 518057 t (86-755) 26012053 f (86-755) 26710594 www.sgsgroup.com.cn
中国・广东・深圳市南山区科技园中区M-10栋1号厂房 邮编:518057 t (86-755) 26012053 f (86-755) 26710594 sgs.china@sgs.com
Member of the SGS Group (SGS SA)

		5755	0.928	0.964	96.27	0.17	0.04
		5795	0.929	0.964	96.37	0.16	0.00
		5710	0.929	0.964	96.37	0.16	0.00
802.11ac (VHT20)	SISO	5180	1.889	1.924	98.18	0.08	0.03
		5200	1.890	1.926	98.13	0.08	0.03
		5240	1.890	1.925	98.18	0.08	0.03
		5260	1.890	1.925	98.18	0.08	0.03
		5300	1.890	1.925	98.18	0.08	0.03
		5320	1.889	1.925	98.13	0.08	0.03
		5500	1.889	1.924	98.18	0.08	0.03
		5580	1.890	1.926	98.13	0.08	0.03
		5700	1.890	1.925	98.18	0.08	0.03
		5745	1.890	1.925	98.18	0.08	0.03
		5785	1.890	1.925	98.18	0.08	0.03
		5825	1.889	1.925	98.13	0.08	0.03
		5720	1.890	1.925	98.18	0.08	0.03
802.11ac (VHT40)	SISO	5190	0.929	0.964	96.37	0.16	0.00
		5230	0.929	0.964	96.37	0.16	0.00
		5270	0.929	0.964	96.37	0.16	0.00
		5310	0.929	0.964	96.37	0.16	0.00
		5510	0.929	0.965	96.27	0.17	0.07
		5550	0.929	0.964	96.37	0.16	0.00
		5670	0.929	0.964	96.37	0.16	0.00
		5755	0.929	0.964	96.37	0.16	0.00
		5795	0.929	0.964	96.37	0.16	0.00
		5710	0.929	0.964	96.37	0.16	0.00
802.11ac (VHT80)	SISO	5210	0.457	0.492	92.89	0.32	0.03
		5290	0.457	0.492	92.89	0.32	0.06
		5530	0.457	0.492	92.89	0.32	0.03
		5610	0.456	0.492	92.68	0.33	0.03
		5775	0.457	0.492	92.89	0.32	0.03
		5690	0.456	0.492	92.68	0.33	0.03

Unless otherwise agreed in writing, this document is issued by the Company subject to its General Conditions of Service printed overleaf, available on request or accessible at https://www.sgs.com/en/Terms-and-Conditions. Attention is drawn to the limitation of liability, indemnification and jurisdiction issues defined therein. Any holder of this document is advised that information contained hereon reflects the Company's findings at the time of its intervention only and within the limits of Client's instructions, if any. The Company's sole responsibility is to its Client and this document does not exonerate parties to a transaction from exercising all their rights and obligations under the transaction documents. This document cannot be reproduced except in full, without prior written approval of the Company. Any unauthorized alteration, forgery or falsification of the content or appearance of this document is unlawful and offenders may be prosecuted to the fullest extent of the law. Unless otherwise stated the results shown in this test report refer only to the sample(s) tested and such sample(s) are retained for 30 days only.
Attention: To check the authenticity of testing /inspection report & certificate, please contact us at telephone: (86-755) 8307 1443, or email: CN.Doccheck@sgs.com
SGS-CSTC Standards Technical Services Co.,Ltd. Shenzhen Branch
No.1 Workshop, M-10, Middle Section, Science & Technology Park, Nanshan District, Shenzhen, Guangdong, China 518057 t (86-755) 26012053 f (86-755) 26710594 www.sgsgroup.com.cn
中国・广东・深圳市南山区科技园中区M-10栋1号厂房 邮编:518057 t (86-755) 26012053 f (86-755) 26710594 sgs.china@sgs.com
Member of the SGS Group (SGS SA)

1.2 Test Graph

1.2.1 Ant7

802.11a_LCH_5180MHz_Ant7_NTNV

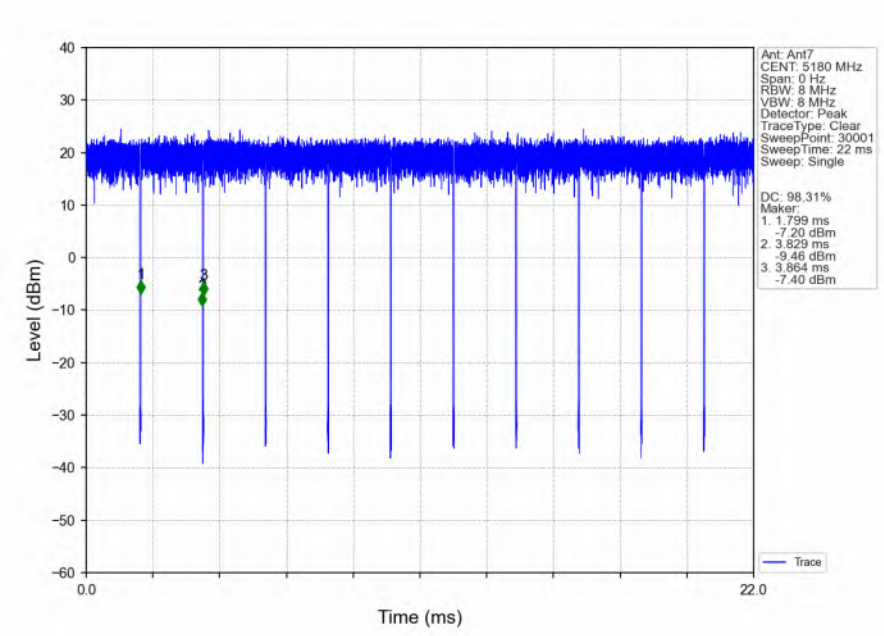

802.11a_MCH_5200MHz_Ant7_NTNV

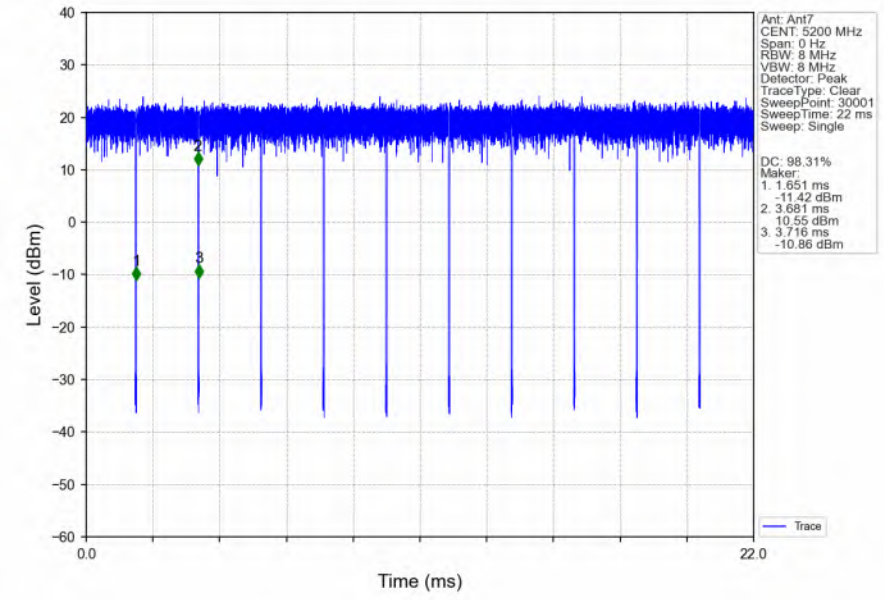

Unless otherwise agreed in writing, this document is issued by the Company subject to its General Conditions of Service printed overleaf, available on request or accessible at https://www.sgs.com/en/Terms-and-Conditions. Attention is drawn to the limitation of liability, indemnification and jurisdiction issues defined therein. Any holder of this document is advised that information contained hereon reflects the Company's findings at the time of its intervention only and within the limits of Client's instructions, if any. The Company's sole responsibility is to its Client and this document does not exonerate parties to a transaction from exercising all their rights and obligations under the transaction documents. This document cannot be reproduced except in full, without prior written approval of the Company. Any unauthorized alteration, forgery or falsification of the content or appearance of this document is unlawful and offenders may be prosecuted to the fullest extent of the law. Unless otherwise stated the results shown in this test report refer only to the sample(s) tested and such sample(s) are retained for 30 days only.
Attention: To check the authenticity of testing /inspection report & certificate, please contact us at telephone: (86-755) 8307 1443, or email: CN.Doccheck@sgs.com
No.1 Workshop, M-10, Middle Section, Science & Technology Park, Nanshan District, Shenzhen, Guangdong, China 518057 t (86-755) 26012053 f (86-755) 26710594 www.sgsgroup.com.cn
中国·广东·深圳市南山区科技园中区M-10栋1号厂房 邮编:518057 t (86-755) 26012053 f (86-755) 26710594 sgs.china@sgs.com
Member of the SGS Group (SGS SA)

802.11a_HCH_5240MHz_Ant7_NTNV

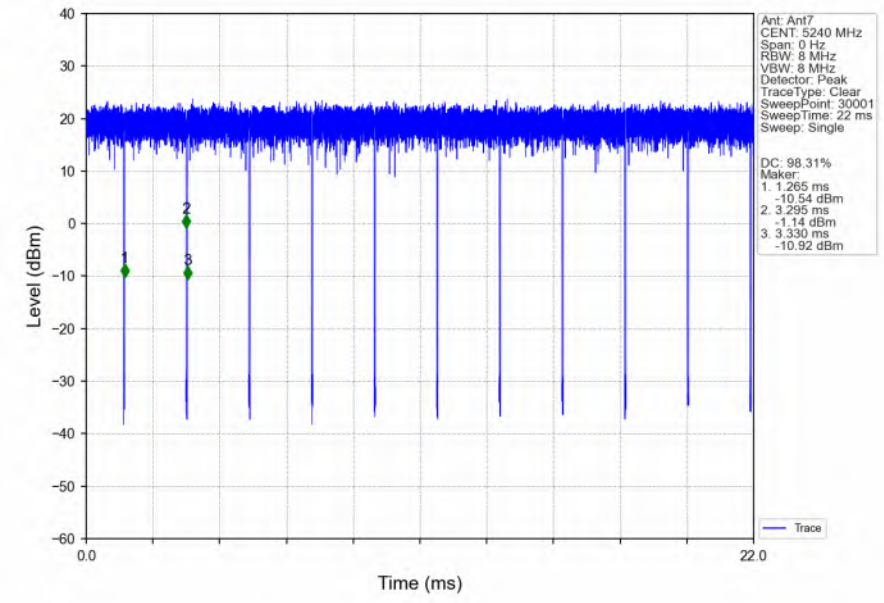

802.11a_LCH_5260MHz_Ant7_NTNV

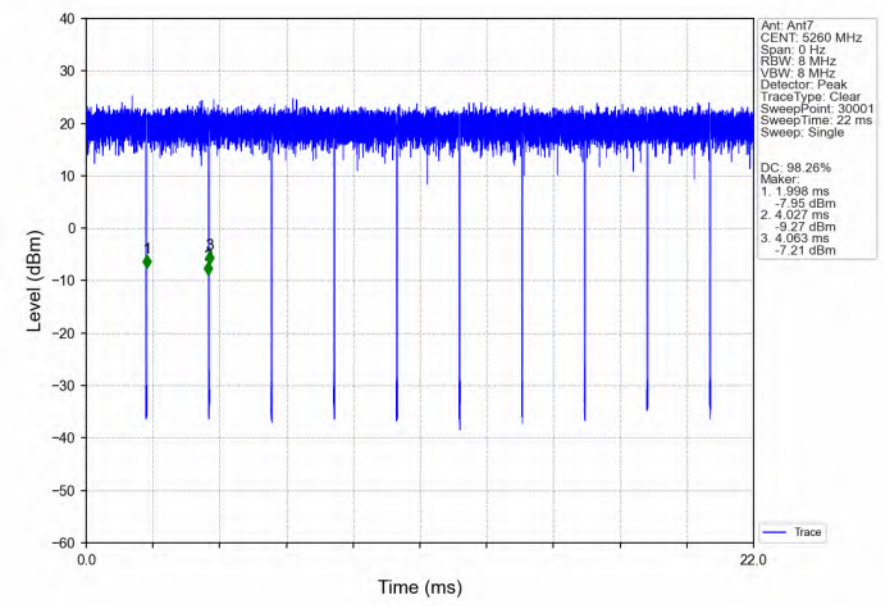

Unless otherwise agreed in writing, this document is issued by the Company subject to its General Conditions of Service printed overleaf, available on request or accessible at https://www.sgs.com/en/Terms-and-Conditions. Attention is drawn to the limitation of liability, indemnification and jurisdiction issues defined therein. Any holder of this document is advised that information contained hereon reflects the Company's findings at the time of its intervention only and within the limits of Client's instructions, if any. The Company's sole responsibility is to its Client and this document does not exonerate parties to a transaction from exercising all their rights and obligations under the transaction documents. This document cannot be reproduced except in full, without prior written approval of the Company. Any unauthorized alteration, forgery or falsification of the content or appearance of this document is unlawful and offenders may be prosecuted to the fullest extent of the law. Unless otherwise stated the results shown in this test report refer only to the sample(s) tested and such sample(s) are retained for 30 days only.
Attention: To check the authenticity of testing /inspection report & certificate, please contact us at telephone: (86-755) 8307 1443, or email: CN.Doccheck@sgs.com
SGS-CSTC Standards Technical Services Co.,Ltd. Shenzhen Branch
No.1 Workshop, M-10, Middle Section, Science & Technology Park, Nanshan District, Shenzhen, Guangdong, China 518057 t (86-755) 26012053 f (86-755) 26710594 www.sgsgroup.com.cn
中国・广东・深圳市南山区科技园中区M-10栋1号厂房 邮编:518057 t (86-755) 26012053 f (86-755) 26710594 sgs.china@sgs.com
Member of the SGS Group (SGS SA)

802.11a_MCH_5300MHz_Ant7_NTNV

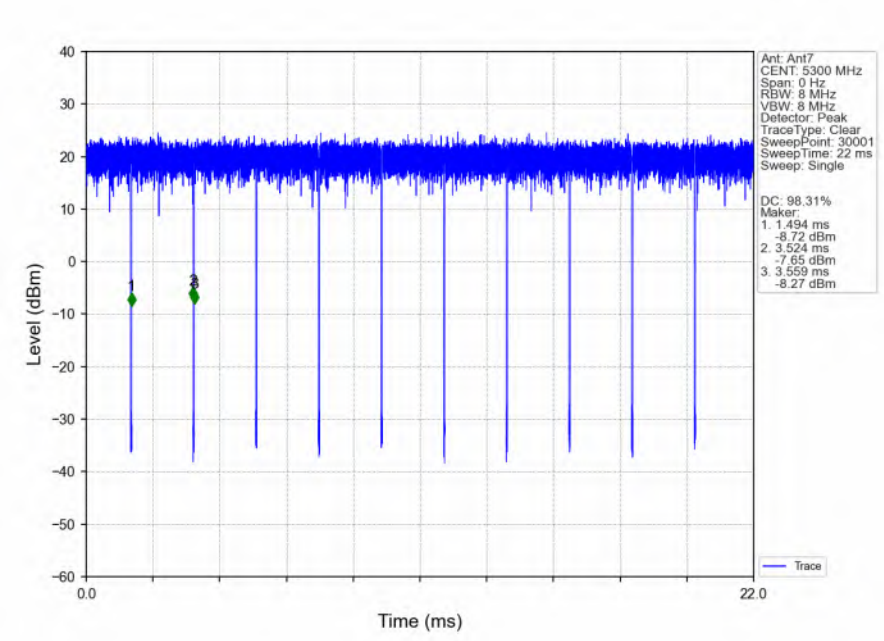

802.11a_HCH_5320MHz_Ant7_NTNV

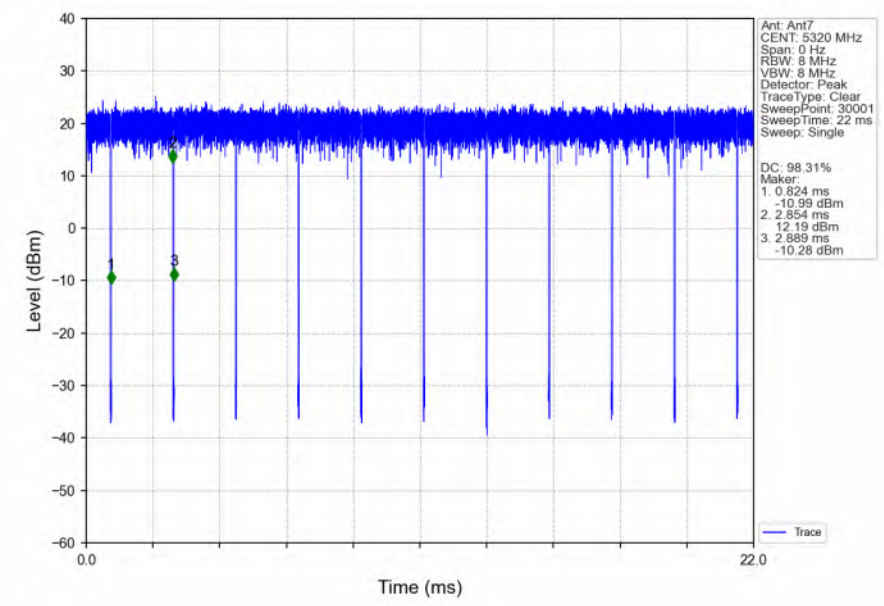

Unless otherwise agreed in writing, this document is issued by the Company subject to its General Conditions of Service printed overleaf, available on request or accessible at https://www.sgs.com/en/Terms-and-Conditions. Attention is drawn to the limitation of liability, indemnification and jurisdiction issues defined therein. Any holder of this document is advised that information contained hereon reflects the Company's findings at the time of its intervention only and within the limits of Client's instructions, if any. The Company's sole responsibility is to its Client and this document does not exonerate parties to a transaction from exercising all their rights and obligations under the transaction documents. This document cannot be reproduced except in full, without prior written approval of the Company. Any unauthorized alteration, forgery or falsification of the content or appearance of this document is unlawful and offenders may be prosecuted to the fullest extent of the law. Unless otherwise stated the results shown in this test report refer only to the sample(s) tested and such sample(s) are retained for 30 days only.
Attention: To check the authenticity of testing /inspection report & certificate, please contact us at telephone: (86-755) 8307 1443, or email: CN.Doccheck@sgs.com
SGS-CSTC Standards Technical Services Co.,Ltd. Shenzhen Branch Testing Laboratory
No.1 Workshop, M-10, Middle Section, Science & Technology Park, Nanshan District, Shenzhen, Guangdong, China 518057 t (86-755) 26012053 f (86-755) 26710594 www.sgsgroup.com.cn
中国·广东·深圳市南山区科技园中区M-10栋1号厂房 邮编:518057 t (86-755) 26012053 f (86-755) 26710594 sgs.china@sgs.com
Member of the SGS Group (SGS SA)

802.11a_LCH_5500MHz_Ant7_NTNV

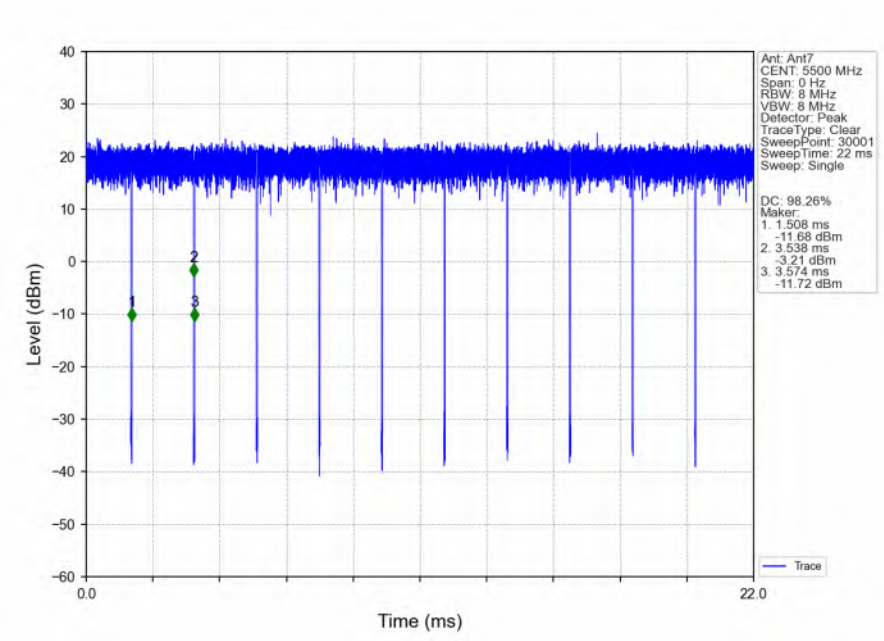

802.11a_MCH_5580MHz_Ant7_NTNV

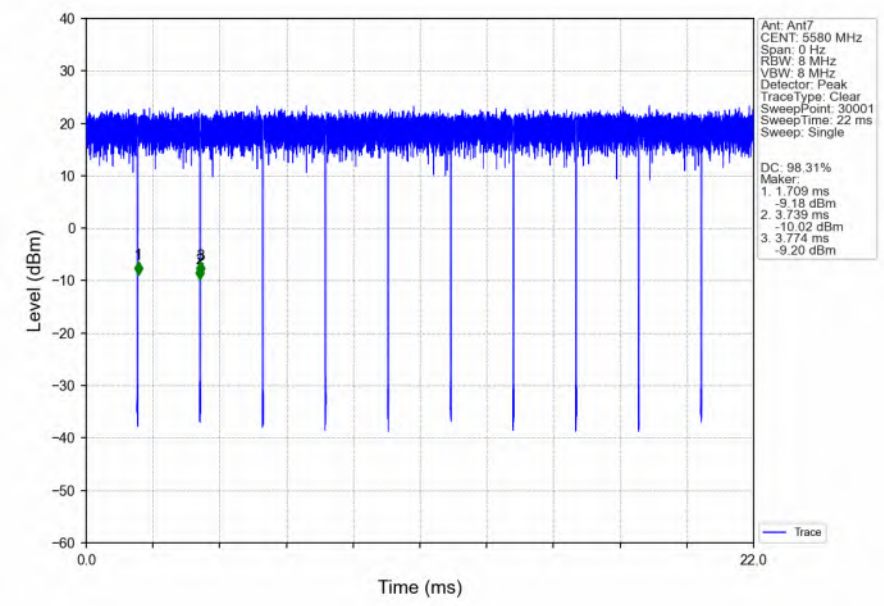

Unless otherwise agreed in writing, this document is issued by the Company subject to its General Conditions of Service printed overleaf, available on request or accessible at https://www.sgs.com/en/Terms-and-Conditions. Attention is drawn to the limitation of liability, indemnification and jurisdiction issues defined therein. Any holder of this document is advised that information contained hereon reflects the Company's findings at the time of its intervention only and within the limits of Client's instructions, if any. The Company's sole responsibility is to its Client and this document does not exonerate parties to a transaction from exercising all their rights and obligations under the transaction documents. This document cannot be reproduced except in full, without prior written approval of the Company. Any unauthorized alteration, forgery or falsification of the content or appearance of this document is unlawful and offenders may be prosecuted to the fullest extent of the law. Unless otherwise stated the results shown in this test report refer only to the sample(s) tested and such sample(s) are retained for 30 days only.
Attention: To check the authenticity of testing /inspection report & certificate, please contact us at telephone: (86-755) 8307 1443, or email: CN.Doccheck@sgs.com
No.1 Workshop, M-10, Middle Section, Science & Technology Park, Nanshan District, Shenzhen, Guangdong, China 518057 t (86-755) 26012053 f (86-755) 26710594 www.sgsgroup.com.cn
中国·广东·深圳市南山区科技园中区M-10栋1号厂房 邮编:518057 t (86-755) 26012053 f (86-755) 26710594 sgs.china@sgs.com
Member of the SGS Group (SGS SA)

802.11a_HCH_5700MHz_Ant7_NTNV

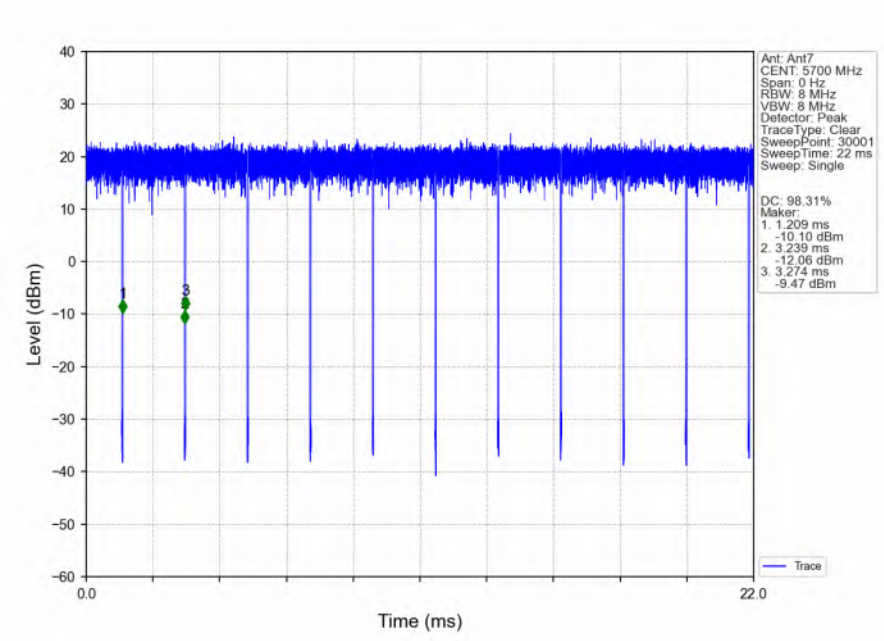

802.11a_LCH_5745MHz_Ant7_NTNV

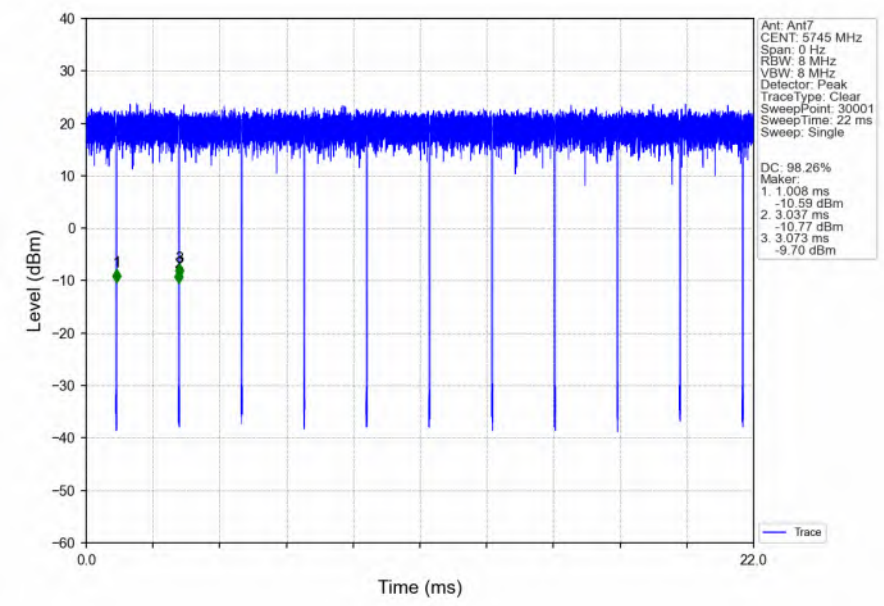

Unless otherwise agreed in writing, this document is issued by the Company subject to its General Conditions of Service printed overleaf, available on request or accessible at https://www.sgs.com/en/Terms-and-Conditions. Attention is drawn to the limitation of liability, indemnification and jurisdiction issues defined therein. Any holder of this document is advised that information contained hereon reflects the Company's findings at the time of its intervention only and within the limits of Client's instructions, if any. The Company's sole responsibility is to its Client and this document does not exonerate parties to a transaction from exercising all their rights and obligations under the transaction documents. This document cannot be reproduced except in full, without prior written approval of the Company. Any unauthorized alteration, forgery or falsification of the content or appearance of this document is unlawful and offenders may be prosecuted to the fullest extent of the law. Unless otherwise stated the results shown in this test report refer only to the sample(s) tested and such sample(s) are retained for 30 days only.
Attention: To check the authenticity of testing /inspection report & certificate, please contact us at telephone: (86-755) 8307 1443, or email: CN.Doccheck@sgs.com
No.1 Workshop, M-10, Middle Section, Science & Technology Park, Nanshan District, Shenzhen, Guangdong, China 518057 t (86-755) 26012053 f (86-755) 26710594 www.sgsgroup.com.cn
中国・广东・深圳市南山区科技园中区M-10栋1号厂房 邮编:518057 t (86-755) 26012053 f (86-755) 26710594 sgs.china@sgs.com
Member of the SGS Group (SGS SA)

802.11a_MCH_5785MHz_Ant7_NTNV

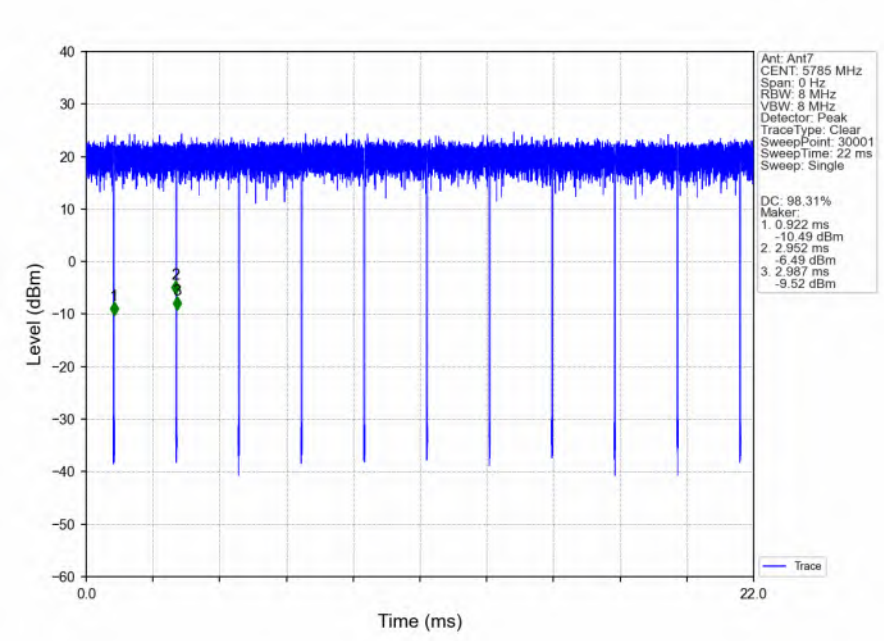

802.11a_HCH_5825MHz_Ant7_NTNV

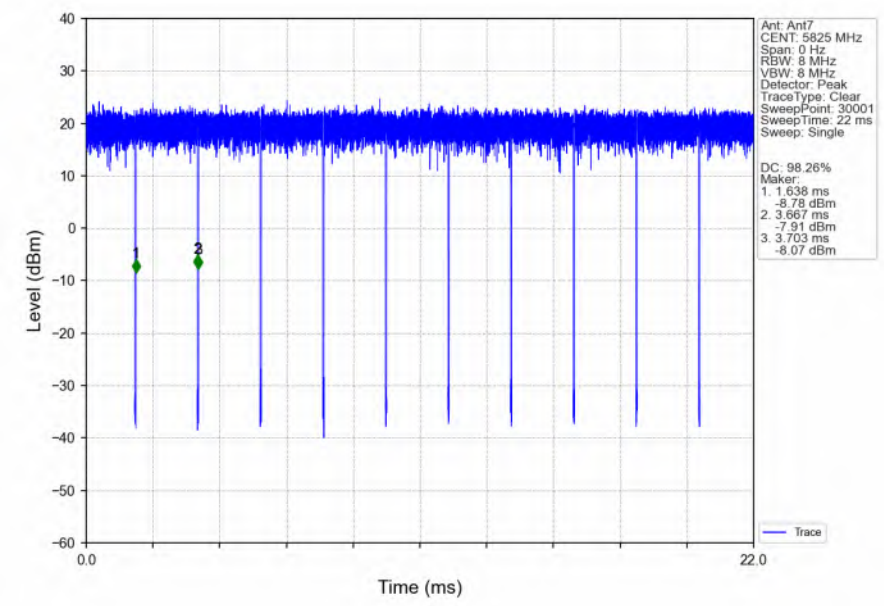

Unless otherwise agreed in writing, this document is issued by the Company subject to its General Conditions of Service printed overleaf, available on request or accessible at https://www.sgs.com/en/Terms-and-Conditions. Attention is drawn to the limitation of liability, indemnification and jurisdiction issues defined therein. Any holder of this document is advised that information contained hereon reflects the Company's findings at the time of its intervention only and within the limits of Client's instructions, if any. The Company's sole responsibility is to its Client and this document does not exonerate parties to a transaction from exercising all their rights and obligations under the transaction documents. This document cannot be reproduced except in full, without prior written approval of the Company. Any unauthorized alteration, forgery or falsification of the content or appearance of this document is unlawful and offenders may be prosecuted to the fullest extent of the law. Unless otherwise stated the results shown in this test report refer only to the sample(s) tested and such sample(s) are retained for 30 days only.
Attention: To check the authenticity of testing /inspection report & certificate, please contact us at telephone: (86-755) 8307 1443, or email: CN.Doccheck@sgs.com
No.1 Workshop, M-10, Middle Section, Science & Technology Park, Nanshan District, Shenzhen, Guangdong, China 518057 t (86-755) 26012053 f (86-755) 26710594 www.sgsgroup.com.cn
中国·广东·深圳市南山区科技园中区M-10栋1号厂房 邮编:518057 t (86-755) 26012053 f (86-755) 26710594 sgs.china@sgs.com
Member of the SGS Group (SGS SA)

802.11a_HCH_5720MHz_Ant7_NTNV

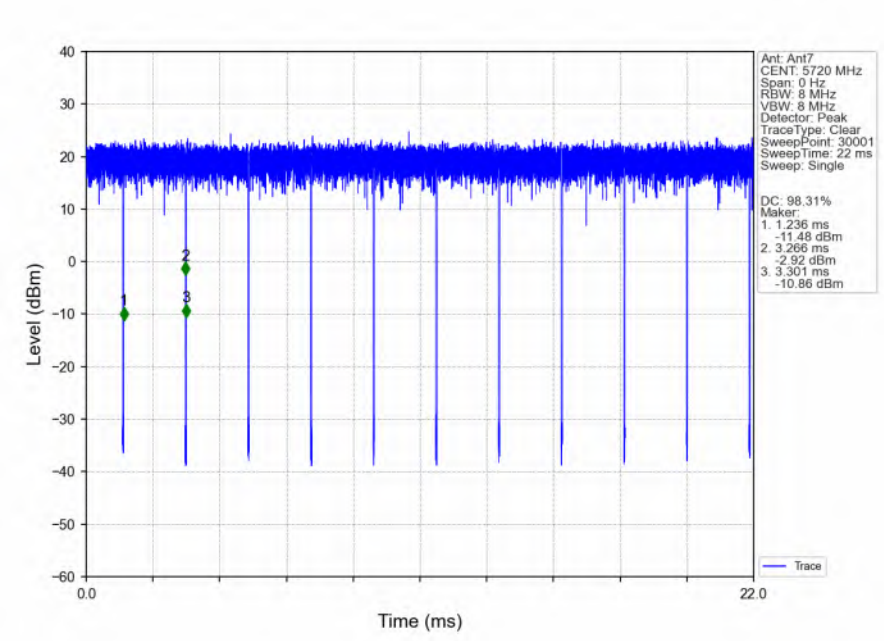

802.11n(HT20)_LCH_5180MHz_Ant7_NTNV

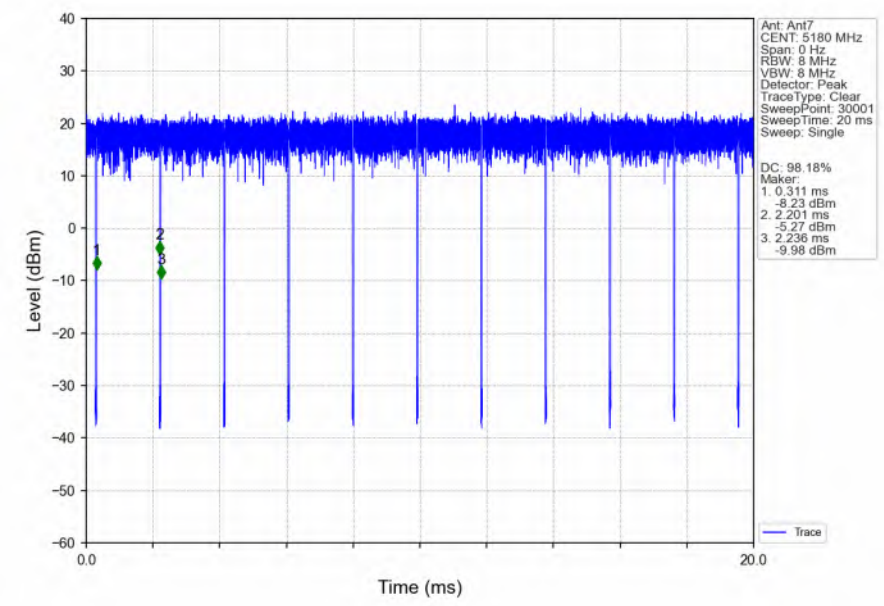

Unless otherwise agreed in writing, this document is issued by the Company subject to its General Conditions of Service printed overleaf, available on request or accessible at https://www.sgs.com/en/Terms-and-Conditions. Attention is drawn to the limitation of liability, indemnification and jurisdiction issues defined therein. Any holder of this document is advised that information contained hereon reflects the Company's findings at the time of its intervention only and within the limits of Client's instructions, if any. The Company's sole responsibility is to its Client and this document does not exonerate parties to a transaction from exercising all their rights and obligations under the transaction documents. This document cannot be reproduced except in full, without prior written approval of the Company. Any unauthorized alteration, forgery or falsification of the content or appearance of this document is unlawful and offenders may be prosecuted to the fullest extent of the law. Unless otherwise stated the results shown in this test report refer only to the sample(s) tested and such sample(s) are retained for 30 days only.
Attention: To check the authenticity of testing /inspection report & certificate, please contact us at telephone: (86-755) 8307 1443, or email: CN.Doccheck@sgs.com
No.1 Workshop, M-10, Middle Section, Science & Technology Park, Nanshan District, Shenzhen, Guangdong, China 518057 t (86-755) 26012053 f (86-755) 26710594 www.sgsgroup.com.cn
中国・广东・深圳市南山区科技园中区M-10栋1号厂房 邮编:518057 t (86-755) 26012053 f (86-755) 26710594 sgs.china@sgs.com
Member of the SGS Group (SGS SA)

802.11n(HT20)_MCH_5200MHz_Ant7_NTNV

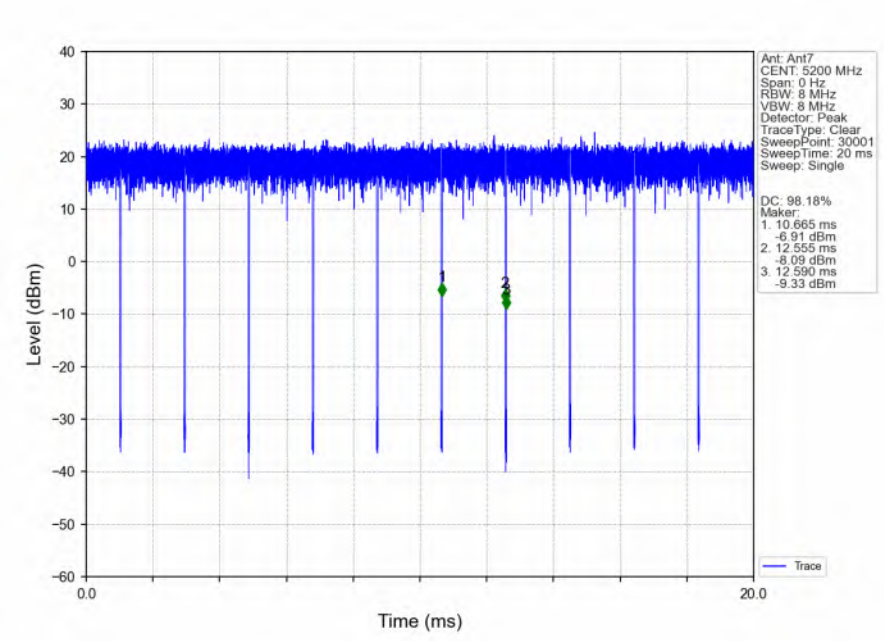

802.11n(HT20)_HCH_5240MHz_Ant7_NTNV

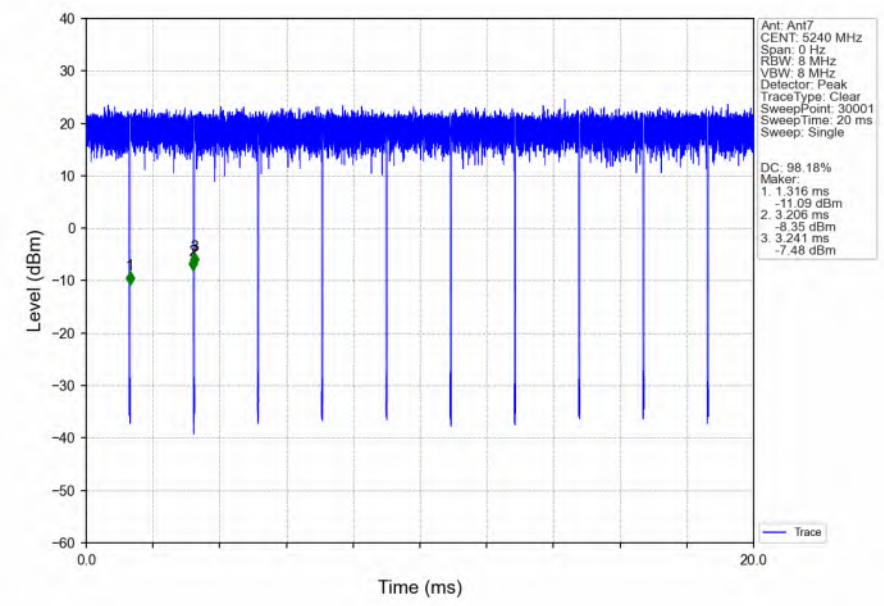

Unless otherwise agreed in writing, this document is issued by the Company subject to its General Conditions of Service printed overleaf, available on request or accessible at https://www.sgs.com/en/Terms-and-Conditions. Attention is drawn to the limitation of liability, indemnification and jurisdiction issues defined therein. Any holder of this document is advised that information contained hereon reflects the Company's findings at the time of its intervention only and within the limits of Client's instructions, if any. The Company's sole responsibility is to its Client and this document does not exonerate parties to a transaction from exercising all their rights and obligations under the transaction documents. This document cannot be reproduced except in full, without prior written approval of the Company. Any unauthorized alteration, forgery or falsification of the content or appearance of this document is unlawful and offenders may be prosecuted to the fullest extent of the law. Unless otherwise stated the results shown in this test report refer only to the sample(s) tested and such sample(s) are retained for 30 days only.
Attention: To check the authenticity of testing /inspection report & certificate, please contact us at telephone: (86-755) 8307 1443, or email: CN.Doccheck@sgs.com
SGS-CSTC Standards Technical Services Co.,Ltd. Shenzhen Branch
No.1 Workshop, M-10, Middle Section, Science & Technology Park, Nanshan District, Shenzhen, Guangdong, China 518057 t (86-755) 26012053 f (86-755) 26710594 www.sgsgroup.com.cn
中国・广东・深圳市南山区科技园中区M-10栋1号厂房 邮编:518057 t (86-755) 26012053 f (86-755) 26710594 sgs.china@sgs.com
Member of the SGS Group (SGS SA)

802.11n(HT20)_LCH_5260MHz_Ant7_NTNV

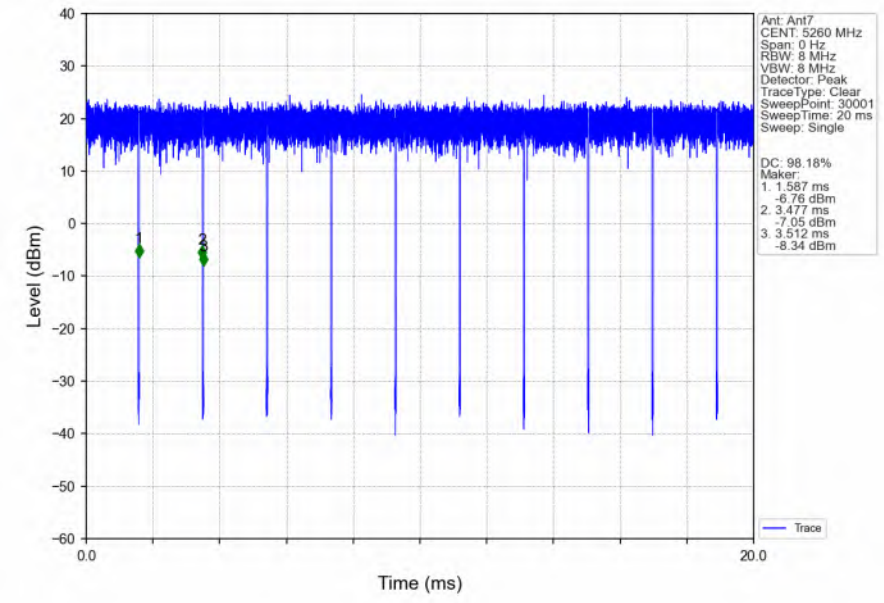

802.11n(HT20)_MCH_5300MHz_Ant7_NTNV

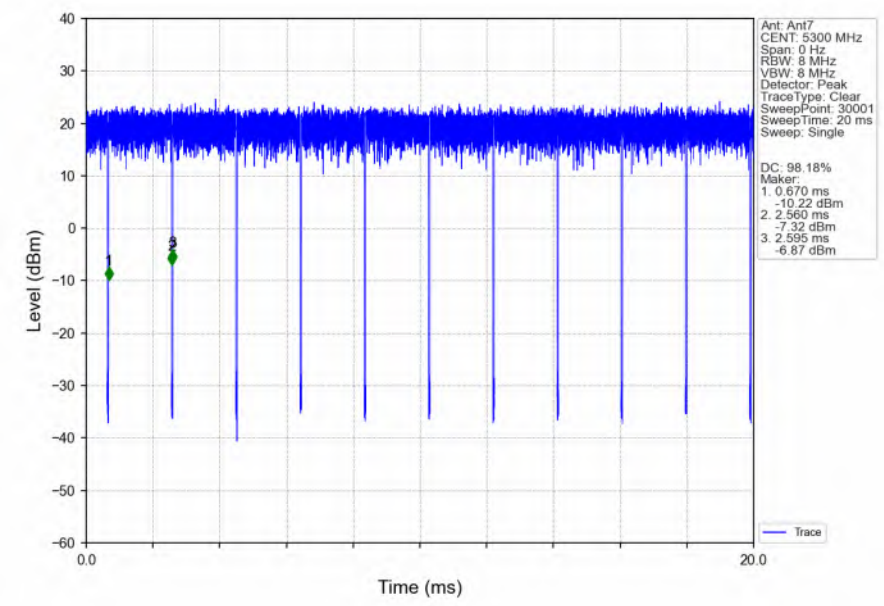

Unless otherwise agreed in writing, this document is issued by the Company subject to its General Conditions of Service printed overleaf, available on request or accessible at https://www.sgs.com/en/Terms-and-Conditions. Attention is drawn to the limitation of liability, indemnification and jurisdiction issues defined therein. Any holder of this document is advised that information contained hereon reflects the Company's findings at the time of its intervention only and within the limits of Client's instructions, if any. The Company's sole responsibility is to its Client and this document does not exonerate parties to a transaction from exercising all their rights and obligations under the transaction documents. This document cannot be reproduced except in full, without prior written approval of the Company. Any unauthorized alteration, forgery or falsification of the content or appearance of this document is unlawful and offenders may be prosecuted to the fullest extent of the law. Unless otherwise stated the results shown in this test report refer only to the sample(s) tested and such sample(s) are retained for 30 days only.
Attention: To check the authenticity of testing /inspection report & certificate, please contact us at telephone: (86-755) 8307 1443, or email: CN.Doccheck@sgs.com
No.1 Workshop, M-10, Middle Section, Science & Technology Park, Nanshan District, Shenzhen, Guangdong, China 518057 t (86-755) 26012053 f (86-755) 26710594 www.sgsgroup.com.cn
中国・广东・深圳市南山区科技园中区M-10栋1号厂房 邮编:518057 t (86-755) 26012053 f (86-755) 26710594 sgs.china@sgs.com
Member of the SGS Group (SGS SA)

802.11n(HT20)_HCH_5320MHz_Ant7_NTNV

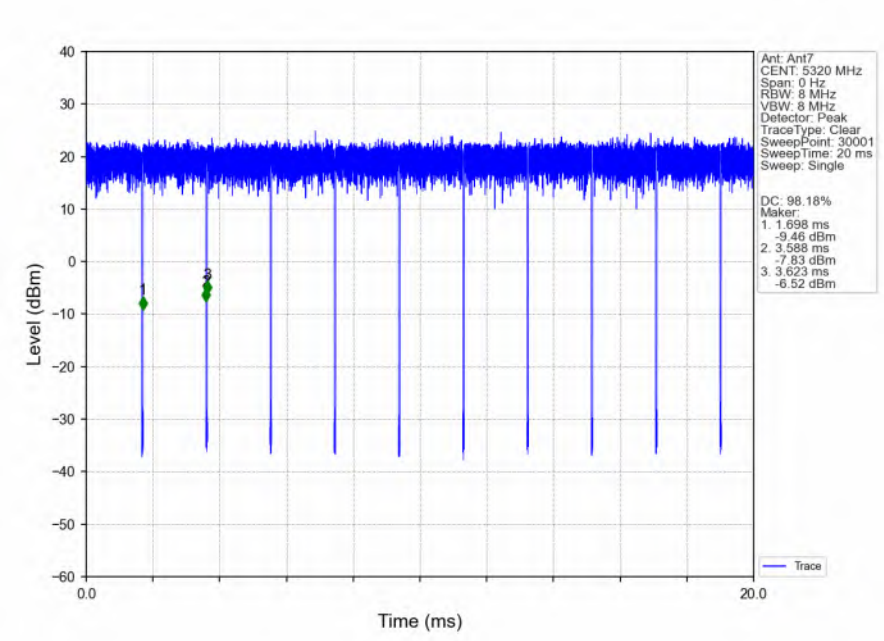

802.11n(HT20)_LCH_5500MHz_Ant7_NTNV

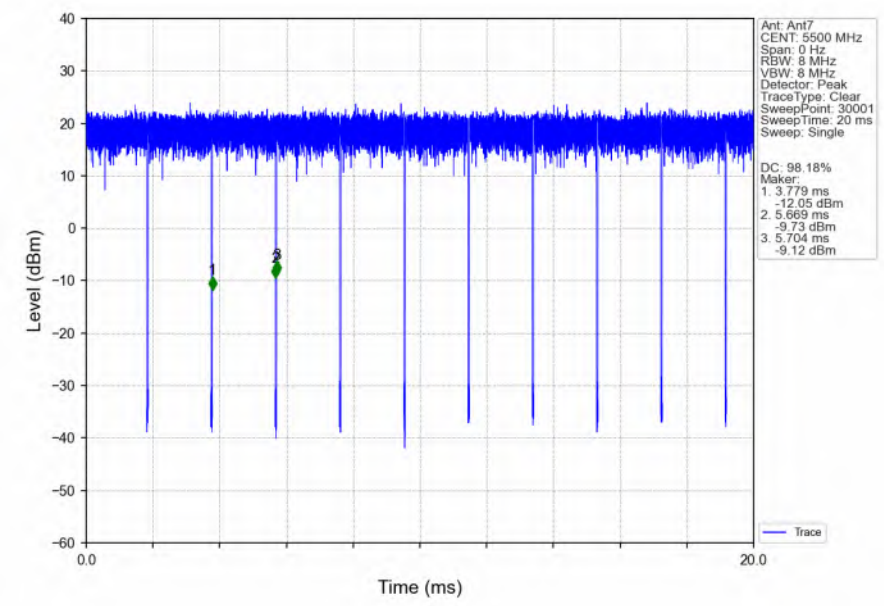

Unless otherwise agreed in writing, this document is issued by the Company subject to its General Conditions of Service printed overleaf, available on request or accessible at https://www.sgs.com/en/Terms-and-Conditions. Attention is drawn to the limitation of liability, indemnification and jurisdiction issues defined therein. Any holder of this document is advised that information contained hereon reflects the Company's findings at the time of its intervention only and within the limits of Client's instructions, if any. The Company's sole responsibility is to its Client and this document does not exonerate parties to a transaction from exercising all their rights and obligations under the transaction documents. This document cannot be reproduced except in full, without prior written approval of the Company. Any unauthorized alteration, forgery or falsification of the content or appearance of this document is unlawful and offenders may be prosecuted to the fullest extent of the law. Unless otherwise stated the results shown in this test report refer only to the sample(s) tested and such sample(s) are retained for 30 days only.
Attention: To check the authenticity of testing /inspection report & certificate, please contact us at telephone: (86-755) 8307 1443, or email: CN.Doccheck@sgs.com
SGS-CSTC Standards Technical Services Co.,Ltd. Shenzhen Branch
No.1 Workshop, M-10, Middle Section, Science & Technology Park, Nanshan District, Shenzhen, Guangdong, China 518057 t (86-755) 26012053 f (86-755) 26710594 www.sgsgroup.com.cn
中国・广东・深圳市南山区科技园中区M-10栋1号厂房 邮编:518057 t (86-755) 26012053 f (86-755) 26710594 sgs.china@sgs.com
Member of the SGS Group (SGS SA)

802.11n(HT20)_MCH_5580MHz_Ant7_NTNV

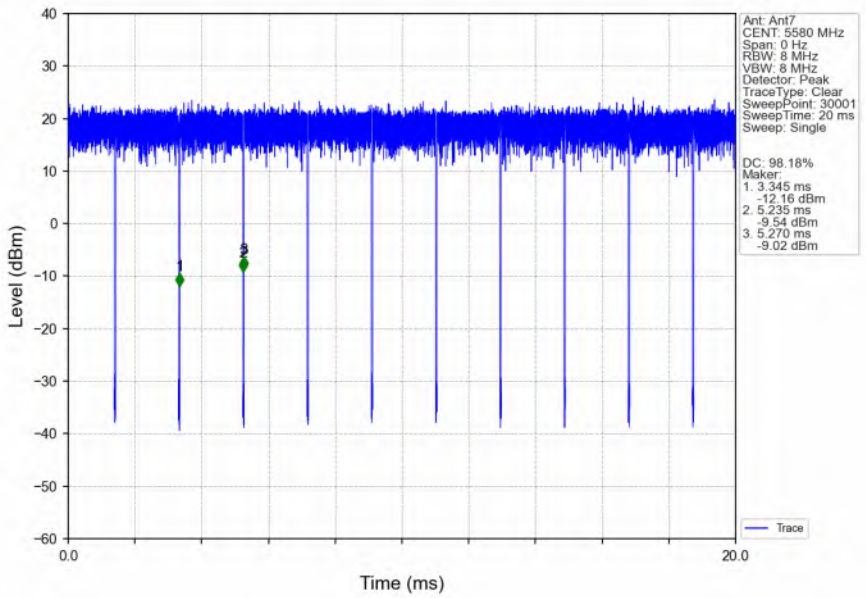

802.11n(HT20)_HCH_5700MHz_Ant7_NTNV

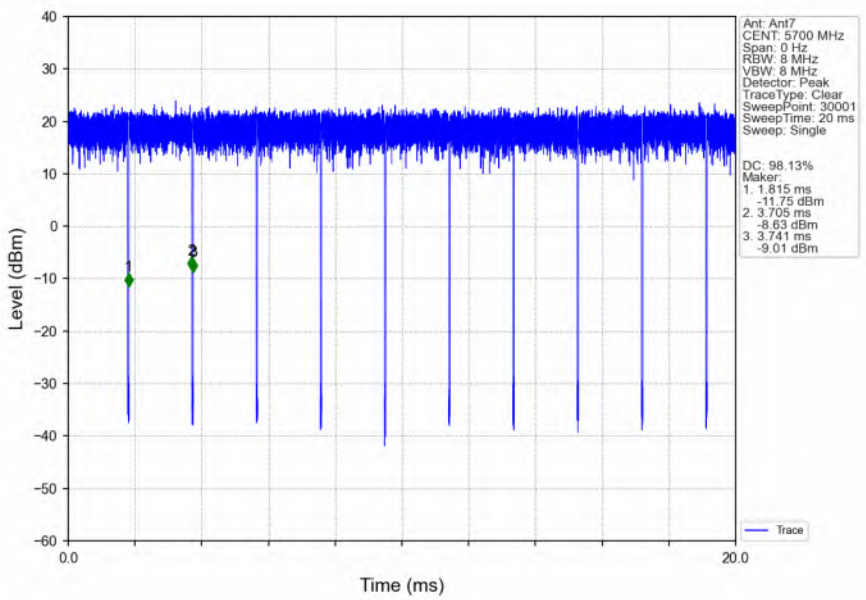

Unless otherwise agreed in writing, this document is issued by the Company subject to its General Conditions of Service printed overleaf, available on request or accessible at https://www.sgs.com/en/Terms-and-Conditions. Attention is drawn to the limitation of liability, indemnification and jurisdiction issues defined therein. Any holder of this document is advised that information contained hereon reflects the Company's findings at the time of its intervention only and within the limits of Client's instructions, if any. The Company's sole responsibility is to its Client and this document does not exonerate parties to a transaction from exercising all their rights and obligations under the transaction documents. This document cannot be reproduced except in full, without prior written approval of the Company. Any unauthorized alteration, forgery or falsification of the content or appearance of this document is unlawful and offenders may be prosecuted to the fullest extent of the law. Unless otherwise stated the results shown in this test report refer only to the sample(s) tested and such sample(s) are retained for 30 days only.
Attention: To check the authenticity of testing /inspection report & certificate, please contact us at telephone: (86-755) 8307 1443, or email: CN.Doccheck@sgs.com
No.1 Workshop, M-10, Middle Section, Science & Technology Park, Nanshan District, Shenzhen, Guangdong, China 518057 t (86-755) 26012053 f (86-755) 26710594 www.sgsgroup.com.cn
中国·广东·深圳市南山区科技园中区M-10栋1号厂房 邮编:518057 t (86-755) 26012053 f (86-755) 26710594 sgs.china@sgs.com
Member of the SGS Group (SGS SA)

802.11n(HT20)_LCH_5745MHz_Ant7_NTNV

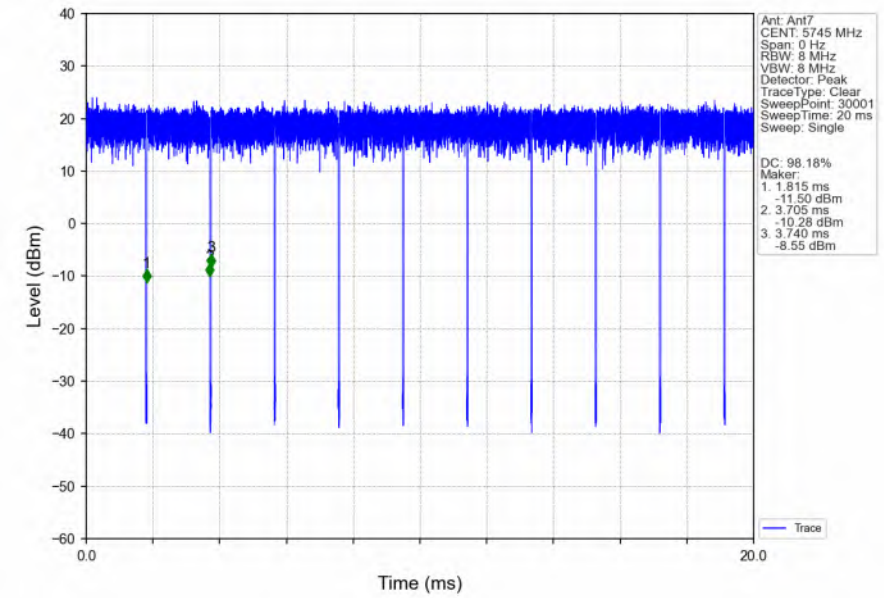

802.11n(HT20)_MCH_5785MHz_Ant7_NTNV

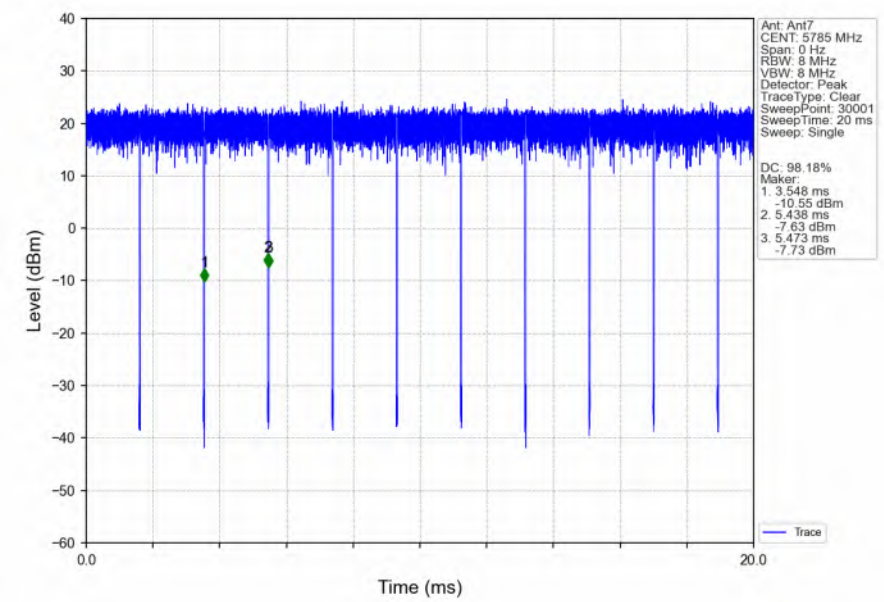

Unless otherwise agreed in writing, this document is issued by the Company subject to its General Conditions of Service printed overleaf, available on request or accessible at https://www.sgs.com/en/Terms-and-Conditions. Attention is drawn to the limitation of liability, indemnification and jurisdiction issues defined therein. Any holder of this document is advised that information contained hereon reflects the Company's findings at the time of its intervention only and within the limits of Client's instructions, if any. The Company's sole responsibility is to its Client and this document does not exonerate parties to a transaction from exercising all their rights and obligations under the transaction documents. This document cannot be reproduced except in full, without prior written approval of the Company. Any unauthorized alteration, forgery or falsification of the content or appearance of this document is unlawful and offenders may be prosecuted to the fullest extent of the law. Unless otherwise stated the results shown in this test report refer only to the sample(s) tested and such sample(s) are retained for 30 days only.
Attention: To check the authenticity of testing /inspection report & certificate, please contact us at telephone: (86-755) 8307 1443, or email: CN.Doccheck@sgs.com
No.1 Workshop, M-10, Middle Section, Science & Technology Park, Nanshan District, Shenzhen, Guangdong, China 518057 t (86-755) 26012053 f (86-755) 26710594 www.sgsgroup.com.cn
中国・广东・深圳市南山区科技园中区M-10栋1号厂房 邮编:518057 t (86-755) 26012053 f (86-755) 26710594 sgs.china@sgs.com
Member of the SGS Group (SGS SA)

802.11n(HT20)_HCH_5825MHz_Ant7_NTNV

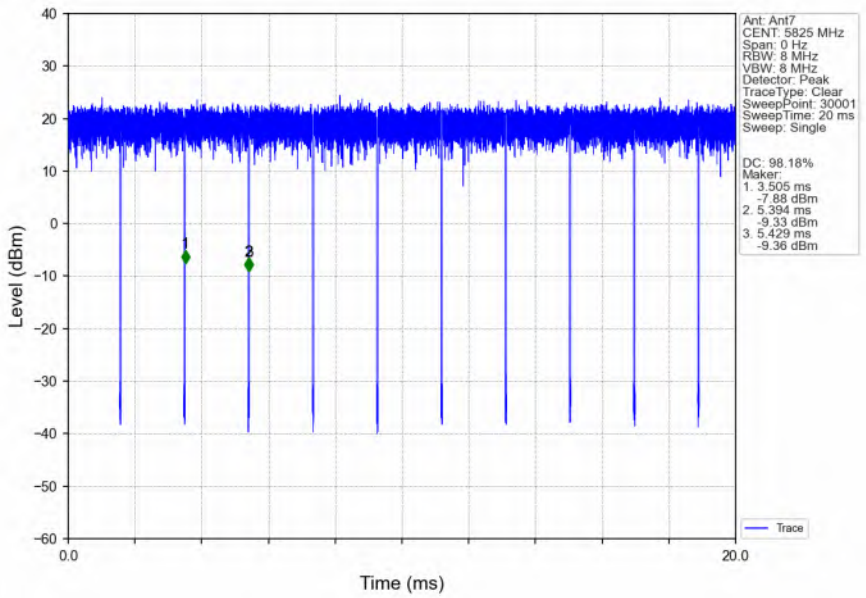

802.11n(HT20)_HCH_5720MHz_Ant7_NTNV

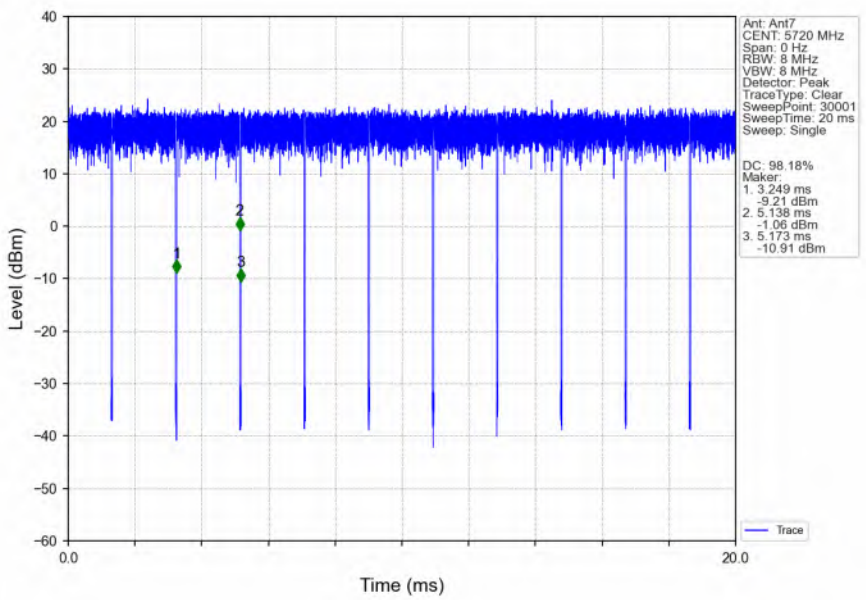

Unless otherwise agreed in writing, this document is issued by the Company subject to its General Conditions of Service printed overleaf, available on request or accessible at https://www.sgs.com/en/Terms-and-Conditions. Attention is drawn to the limitation of liability, indemnification and jurisdiction issues defined therein. Any holder of this document is advised that information contained hereon reflects the Company's findings at the time of its intervention only and within the limits of Client's instructions, if any. The Company's sole responsibility is to its Client and this document does not exonerate parties to a transaction from exercising all their rights and obligations under the transaction documents. This document cannot be reproduced except in full, without prior written approval of the Company. Any unauthorized alteration, forgery or falsification of the content or appearance of this document is unlawful and offenders may be prosecuted to the fullest extent of the law. Unless otherwise stated the results shown in this test report refer only to the sample(s) tested and such sample(s) are retained for 30 days only.
Attention: To check the authenticity of testing /inspection report & certificate, please contact us at telephone: (86-755) 8307 1443, or email: CN.Doccheck@sgs.com
SGS-CSTC Standards Technical Services Co.,Ltd. Shenzhen Branch
No.1 Workshop, M-10, Middle Section, Science & Technology Park, Nanshan District, Shenzhen, Guangdong, China 518057 t (86-755) 26012053 f (86-755) 26710594 www.sgsgroup.com.cn
中国・广东・深圳市南山区科技园中区M-10栋1号厂房 邮编:518057 t (86-755) 26012053 f (86-755) 26710594 sgs.china@sgs.com
Member of the SGS Group (SGS SA)

802.11n(HT40)_LCH_5190MHz_Ant7_NTNV

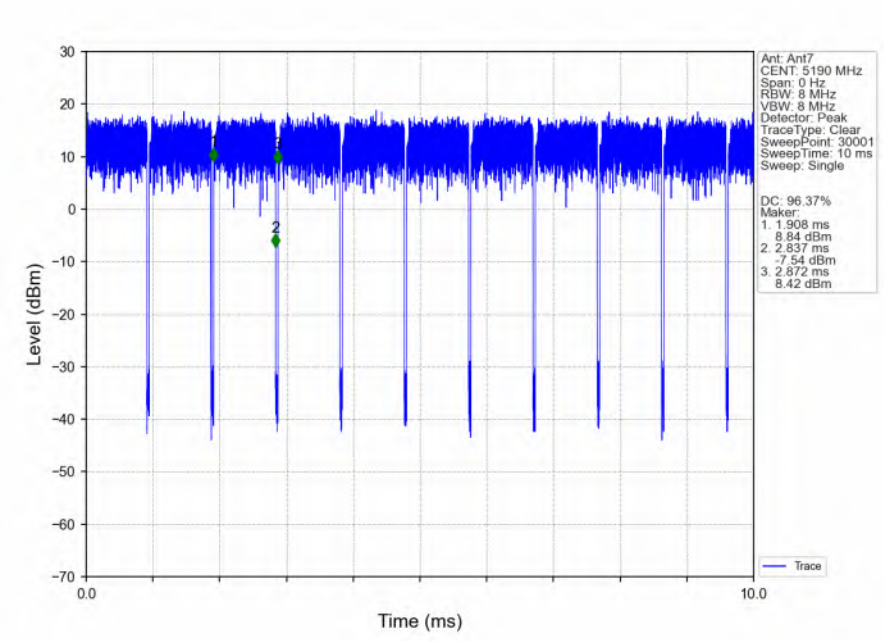

802.11n(HT40)_HCH_5230MHz_Ant7_NTNV

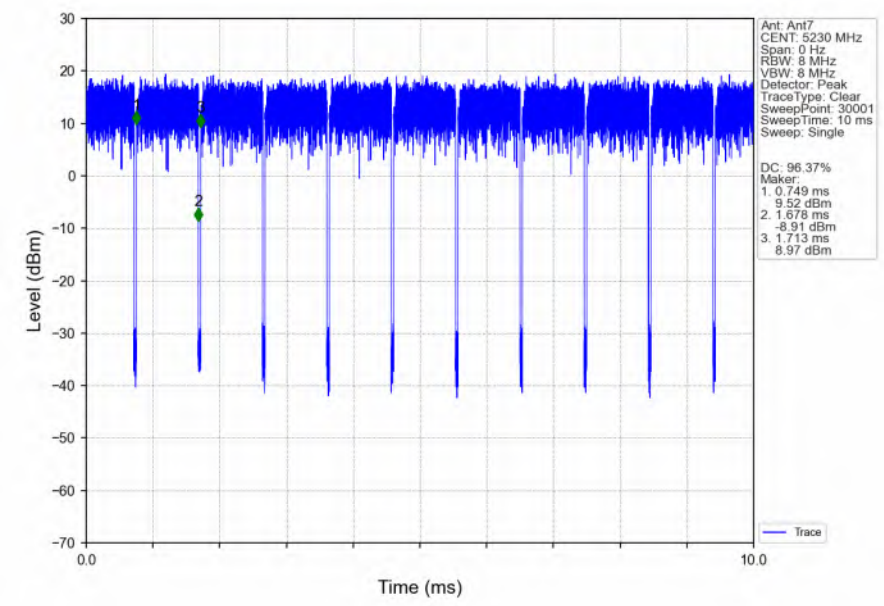

Unless otherwise agreed in writing, this document is issued by the Company subject to its General Conditions of Service printed overleaf, available on request or accessible at https://www.sgs.com/en/Terms-and-Conditions. Attention is drawn to the limitation of liability, indemnification and jurisdiction issues defined therein. Any holder of this document is advised that information contained hereon reflects the Company's findings at the time of its intervention only and within the limits of Client's instructions, if any. The Company's sole responsibility is to its Client and this document does not exonerate parties to a transaction from exercising all their rights and obligations under the transaction documents. This document cannot be reproduced except in full, without prior written approval of the Company. Any unauthorized alteration, forgery or falsification of the content or appearance of this document is unlawful and offenders may be prosecuted to the fullest extent of the law. Unless otherwise stated the results shown in this test report refer only to the sample(s) tested and such sample(s) are retained for 30 days only.
Attention: To check the authenticity of testing /inspection report & certificate, please contact us at telephone: (86-755) 8307 1443, or email: CN.Doccheck@sgs.com
SGS-CSTC Standards Technical Services Co.,Ltd. Shenzhen Branch
No.1 Workshop, M-10, Middle Section, Science & Technology Park, Nanshan District, Shenzhen, Guangdong, China 518057 t (86-755) 26012053 f (86-755) 26710594 www.sgsgroup.com.cn
中国・广东・深圳市南山区科技园中区M-10栋1号厂房 邮编:518057 t (86-755) 26012053 f (86-755) 26710594 sgs.china@sgs.com
Member of the SGS Group (SGS SA)

802.11n(HT40)_LCH_5270MHz_Ant7_NTNV

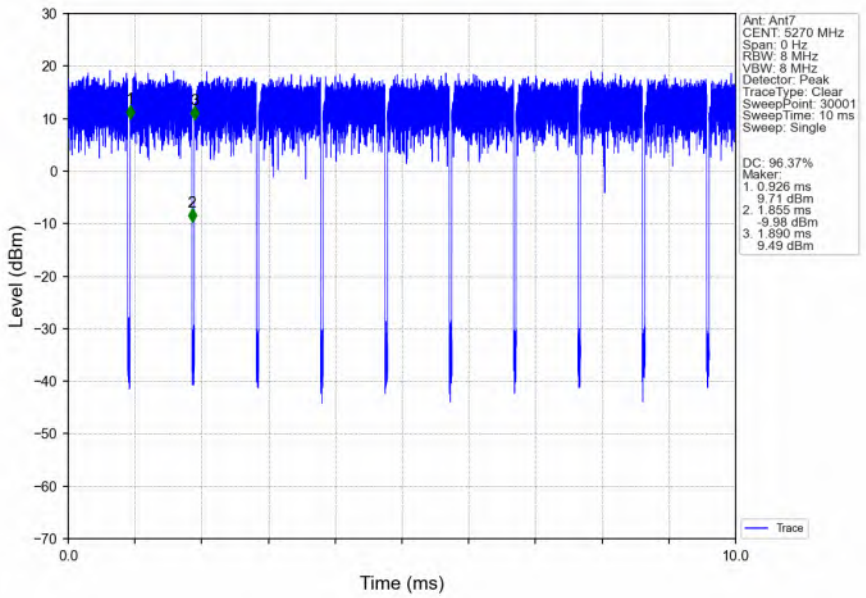

802.11n(HT40)_HCH_5310MHz_Ant7_NTNV

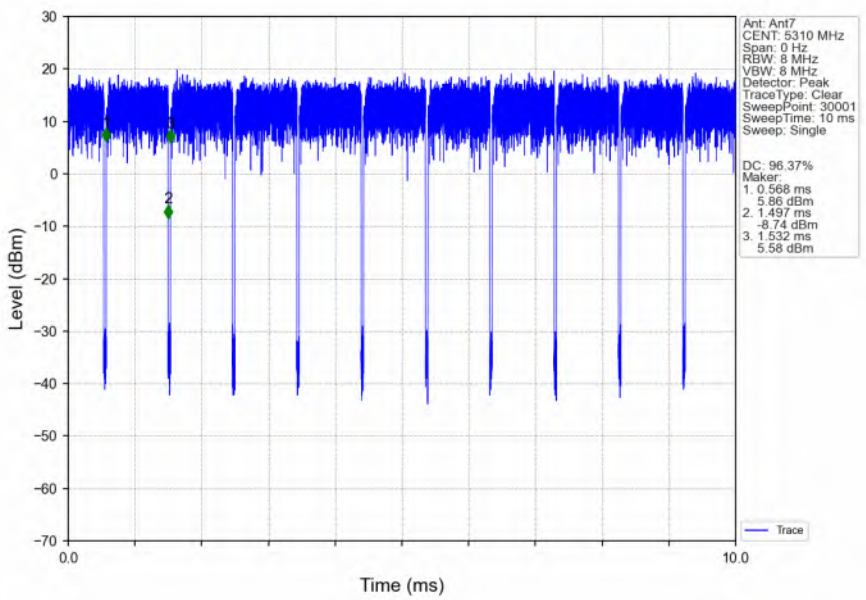

Unless otherwise agreed in writing, this document is issued by the Company subject to its General Conditions of Service printed overleaf, available on request or accessible at https://www.sgs.com/en/Terms-and-Conditions. Attention is drawn to the limitation of liability, indemnification and jurisdiction issues defined therein. Any holder of this document is advised that information contained hereon reflects the Company's findings at the time of its intervention only and within the limits of Client's instructions, if any. The Company's sole responsibility is to its Client and this document does not exonerate parties to a transaction from exercising all their rights and obligations under the transaction documents. This document cannot be reproduced except in full, without prior written approval of the Company. Any unauthorized alteration, forgery or falsification of the content or appearance of this document is unlawful and offenders may be prosecuted to the fullest extent of the law. Unless otherwise stated the results shown in this test report refer only to the sample(s) tested and such sample(s) are retained for 30 days only.
Attention: To check the authenticity of testing /inspection report & certificate, please contact us at telephone: (86-755) 8307 1443, or email: CN.Doccheck@sgs.com
SGS-CSTC Standards Technical Services Co.,Ltd. Shenzhen Branch
No.1 Workshop, M-10, Middle Section, Science & Technology Park, Nanshan District, Shenzhen, Guangdong, China 518057 t (86-755) 26012053 f (86-755) 26710594 www.sgsgroup.com.cn
中国・广东・深圳市南山区科技园中区M-10栋1号厂房 邮编:518057 t (86-755) 26012053 f (86-755) 26710594 sgs.china@sgs.com
Member of the SGS Group (SGS SA)

802.11n(HT40)_LCH_5510MHz_Ant7_NTNV

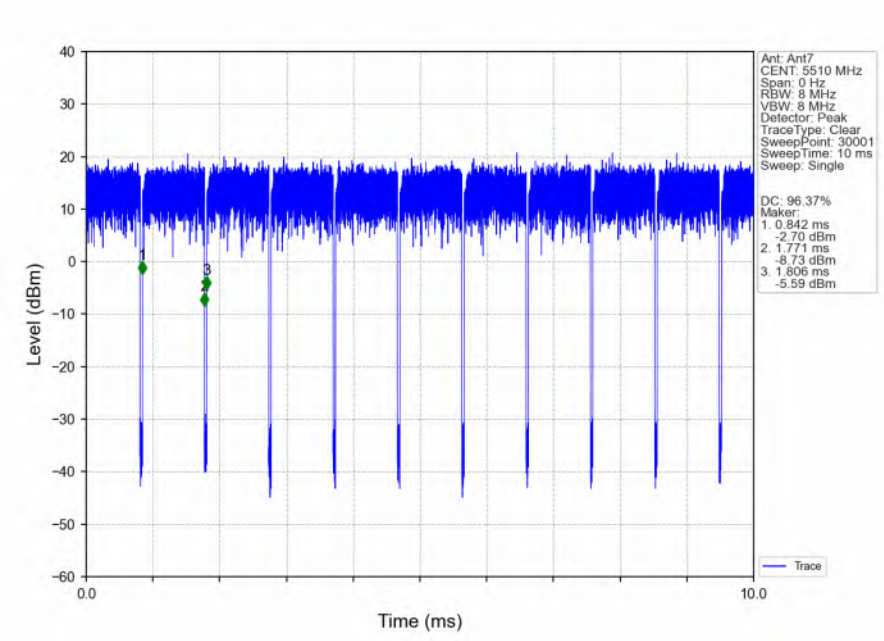

802.11n(HT40)_MCH_5550MHz_Ant7_NTNV

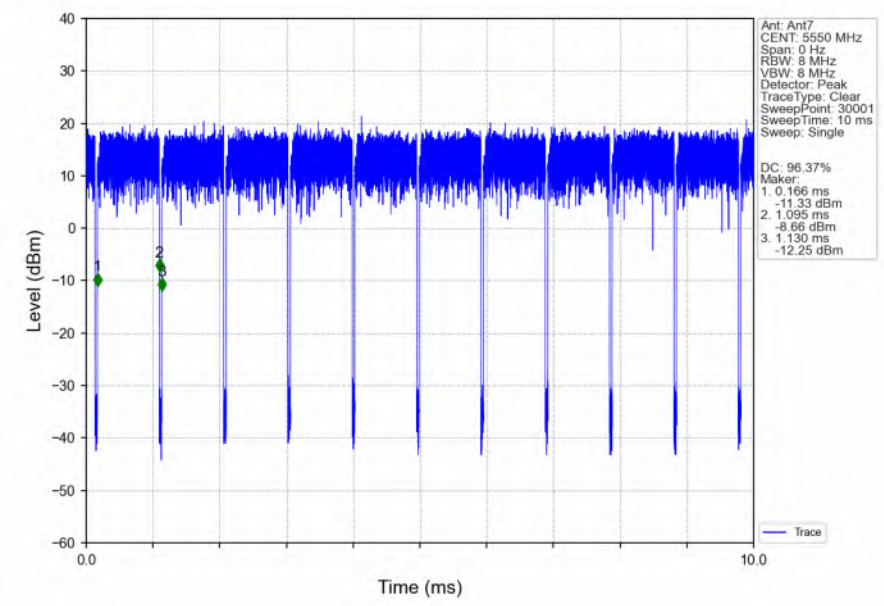

Unless otherwise agreed in writing, this document is issued by the Company subject to its General Conditions of Service printed overleaf, available on request or accessible at https://www.sgs.com/en/Terms-and-Conditions. Attention is drawn to the limitation of liability, indemnification and jurisdiction issues defined therein. Any holder of this document is advised that information contained hereon reflects the Company's findings at the time of its intervention only and within the limits of Client's instructions, if any. The Company's sole responsibility is to its Client and this document does not exonerate parties to a transaction from exercising all their rights and obligations under the transaction documents. This document cannot be reproduced except in full, without prior written approval of the Company. Any unauthorized alteration, forgery or falsification of the content or appearance of this document is unlawful and offenders may be prosecuted to the fullest extent of the law. Unless otherwise stated the results shown in this test report refer only to the sample(s) tested and such sample(s) are retained for 30 days only.
Attention: To check the authenticity of testing /inspection report & certificate, please contact us at telephone: (86-755) 8307 1443, or email: CN.Doccheck@sgs.com
No.1 Workshop, M-10, Middle Section, Science & Technology Park, Nanshan District, Shenzhen, Guangdong, China 518057 t (86-755) 26012053 f (86-755) 26710594 www.sgsgroup.com.cn
中国・广东・深圳市南山区科技园中区M-10栋1号厂房 邮编:518057 t (86-755) 26012053 f (86-755) 26710594 sgs.china@sgs.com
Member of the SGS Group (SGS SA)

802.11n(HT40)_HCH_5670MHz_Ant7_NTNV

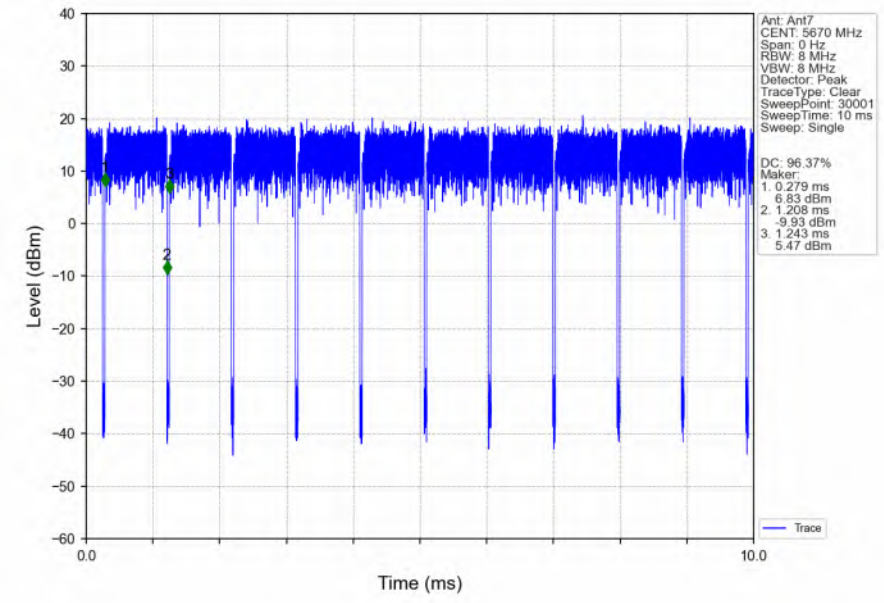

802.11n(HT40)_LCH_5755MHz_Ant7_NTNV

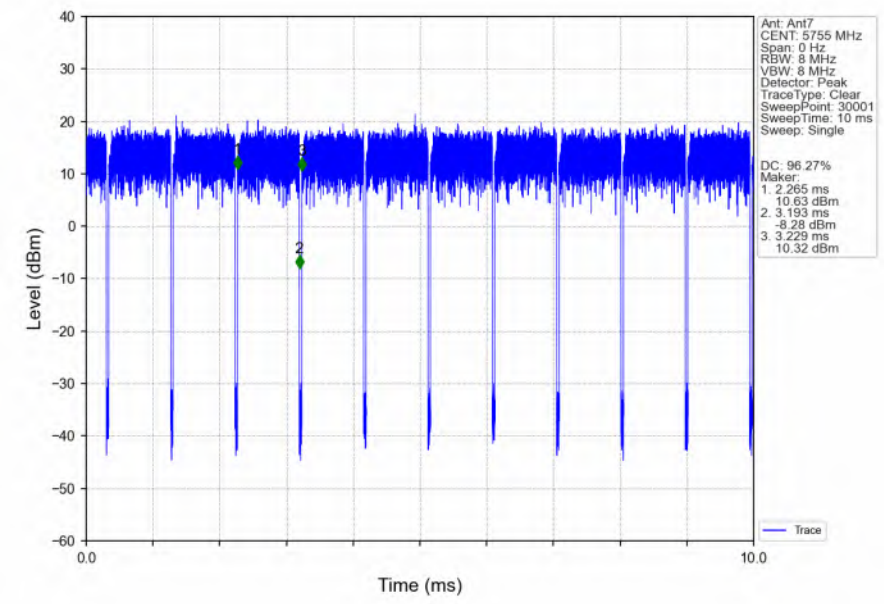

Unless otherwise agreed in writing, this document is issued by the Company subject to its General Conditions of Service printed overleaf, available on request or accessible at https://www.sgs.com/en/Terms-and-Conditions. Attention is drawn to the limitation of liability, indemnification and jurisdiction issues defined therein. Any holder of this document is advised that information contained hereon reflects the Company's findings at the time of its intervention only and within the limits of Client's instructions, if any. The Company's sole responsibility is to its Client and this document does not exonerate parties to a transaction from exercising all their rights and obligations under the transaction documents. This document cannot be reproduced except in full, without prior written approval of the Company. Any unauthorized alteration, forgery or falsification of the content or appearance of this document is unlawful and offenders may be prosecuted to the fullest extent of the law. Unless otherwise stated the results shown in this test report refer only to the sample(s) tested and such sample(s) are retained for 30 days only.
Attention: To check the authenticity of testing /inspection report & certificate, please contact us at telephone: (86-755) 8307 1443, or email: CN.Doccheck@sgs.com
No.1 Workshop, M-10, Middle Section, Science & Technology Park, Nanshan District, Shenzhen, Guangdong, China 518057 t (86-755) 26012053 f (86-755) 26710594 www.sgsgroup.com.cn
中国·广东·深圳市南山区科技园中区M-10栋1号厂房 邮编:518057 t (86-755) 26012053 f (86-755) 26710594 sgs.china@sgs.com
Member of the SGS Group (SGS SA)

802.11n(HT40)_HCH_5795MHz_Ant7_NTNV

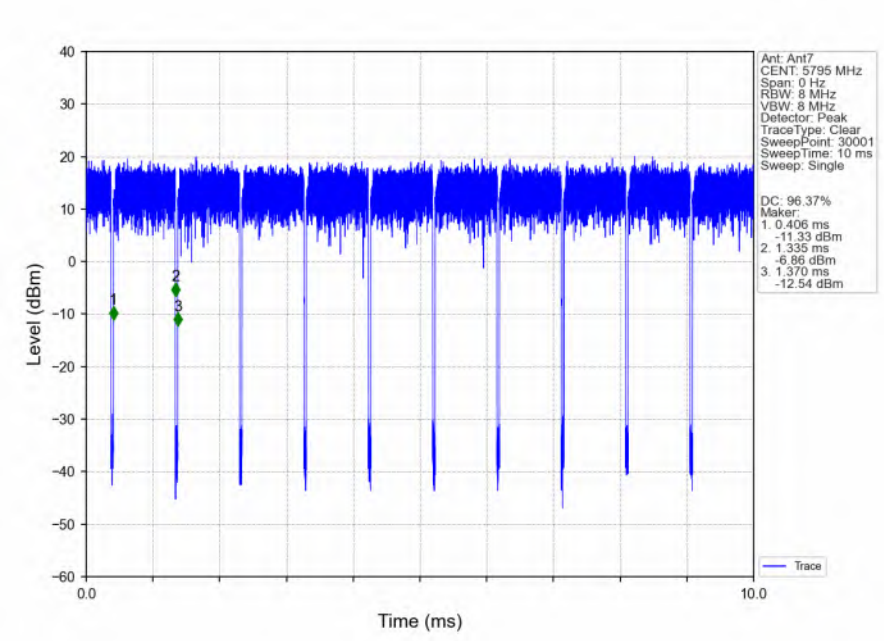

802.11n(HT40)_HCH_5710MHz_Ant7_NTNV

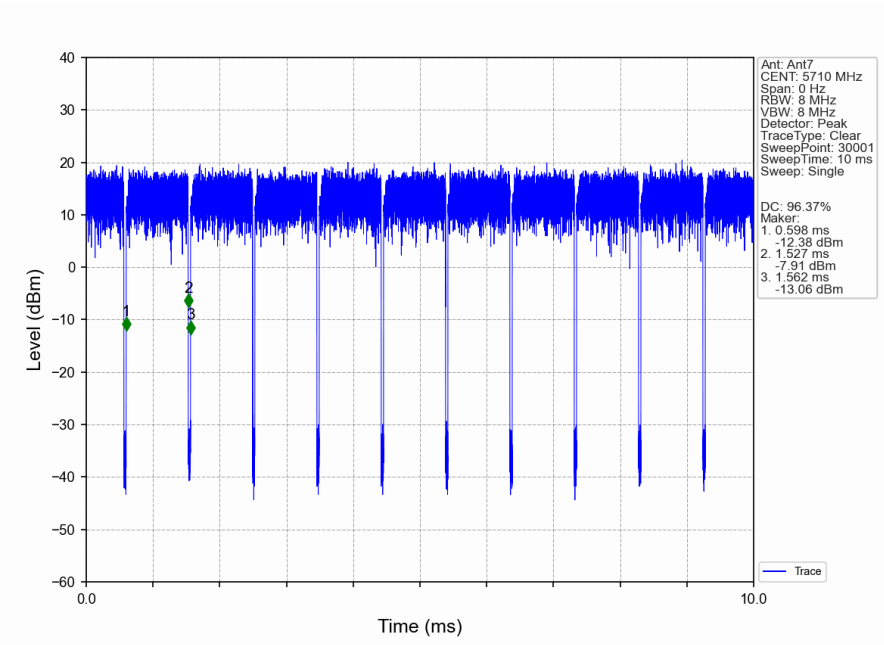

Unless otherwise agreed in writing, this document is issued by the Company subject to its General Conditions of Service printed overleaf, available on request or accessible at https://www.sgs.com/en/Terms-and-Conditions. Attention is drawn to the limitation of liability, indemnification and jurisdiction issues defined therein. Any holder of this document is advised that information contained hereon reflects the Company's findings at the time of its intervention only and within the limits of Client's instructions, if any. The Company's sole responsibility is to its Client and this document does not exonerate parties to a transaction from exercising all their rights and obligations under the transaction documents. This document cannot be reproduced except in full, without prior written approval of the Company. Any unauthorized alteration, forgery or falsification of the content or appearance of this document is unlawful and offenders may be prosecuted to the fullest extent of the law. Unless otherwise stated the results shown in this test report refer only to the sample(s) tested and such sample(s) are retained for 30 days only.
Attention: To check the authenticity of testing /inspection report & certificate, please contact us at telephone: (86-755) 8307 1443, or email: CN.Doccheck@sgs.com
SGS-CSTC Standards Technical Services Co.,Ltd. Shenzhen Branch
No.1 Workshop, M-10, Middle Section, Science & Technology Park, Nanshan District, Shenzhen, Guangdong, China 518057 t (86-755) 26012053 f (86-755) 26710594 www.sgsgroup.com.cn
中国・广东・深圳市南山区科技园中区M-10栋1号厂房 邮编:518057 t (86-755) 26012053 f (86-755) 26710594 sgs.china@sgs.com
Member of the SGS Group (SGS SA)

802.11ac(VHT20)_LCH_5180MHz_Ant7_NTNV

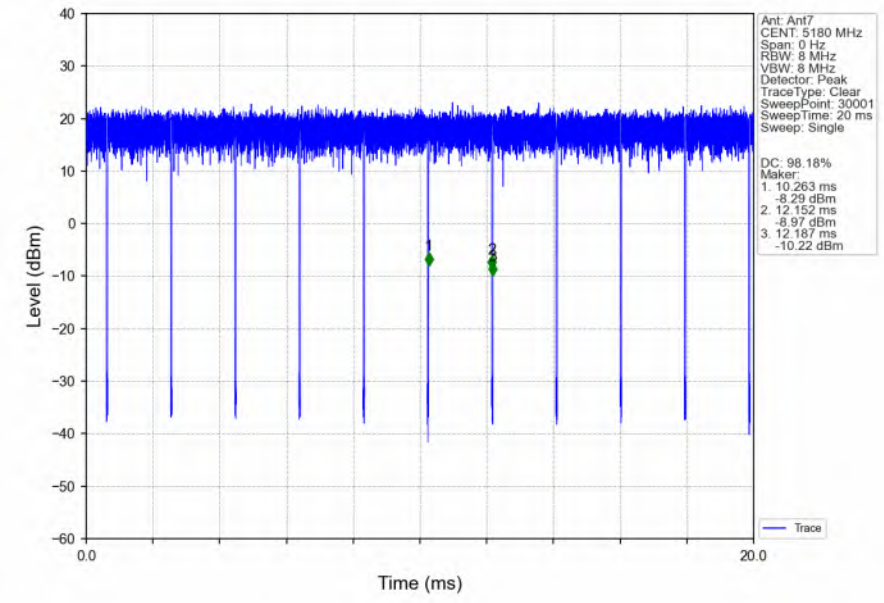

802.11ac(VHT20)_MCH_5200MHz_Ant7_NTNV

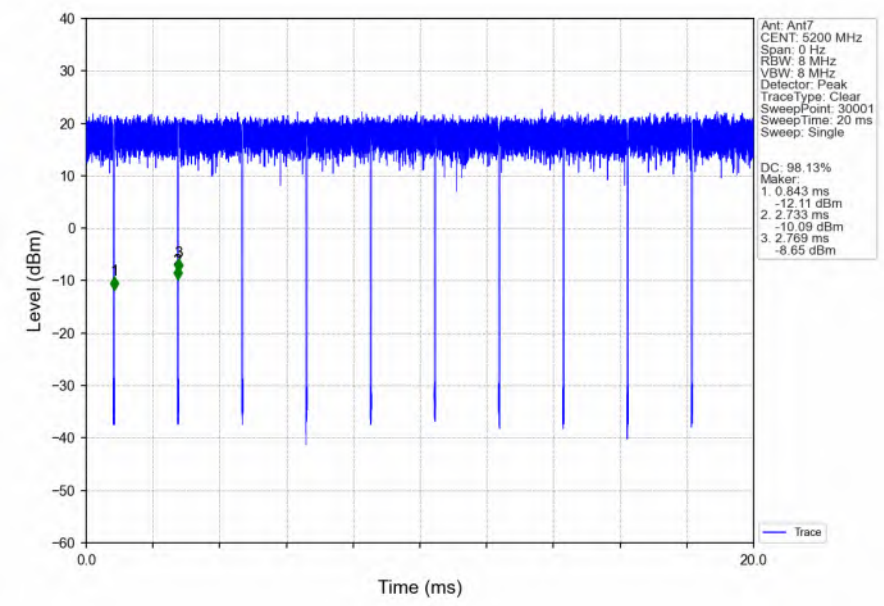

Unless otherwise agreed in writing, this document is issued by the Company subject to its General Conditions of Service printed overleaf, available on request or accessible at https://www.sgs.com/en/Terms-and-Conditions. Attention is drawn to the limitation of liability, indemnification and jurisdiction issues defined therein. Any holder of this document is advised that information contained hereon reflects the Company's findings at the time of its intervention only and within the limits of Client's instructions, if any. The Company's sole responsibility is to its Client and this document does not exonerate parties to a transaction from exercising all their rights and obligations under the transaction documents. This document cannot be reproduced except in full, without prior written approval of the Company. Any unauthorized alteration, forgery or falsification of the content or appearance of this document is unlawful and offenders may be prosecuted to the fullest extent of the law. Unless otherwise stated the results shown in this test report refer only to the sample(s) tested and such sample(s) are retained for 30 days only.
Attention: To check the authenticity of testing /inspection report & certificate, please contact us at telephone: (86-755) 8307 1443, or email: CN.Doccheck@sgs.com
No.1 Workshop, M-10, Middle Section, Science & Technology Park, Nanshan District, Shenzhen, Guangdong, China 518057 t (86-755) 26012053 f (86-755) 26710594 www.sgsgroup.com.cn
中国・广东・深圳市南山区科技园中区M-10栋1号厂房 邮编:518057 t (86-755) 26012053 f (86-755) 26710594 sgs.china@sgs.com
Member of the SGS Group (SGS SA)

802.11ac(VHT20)_HCH_5240MHz_Ant7_NTNV

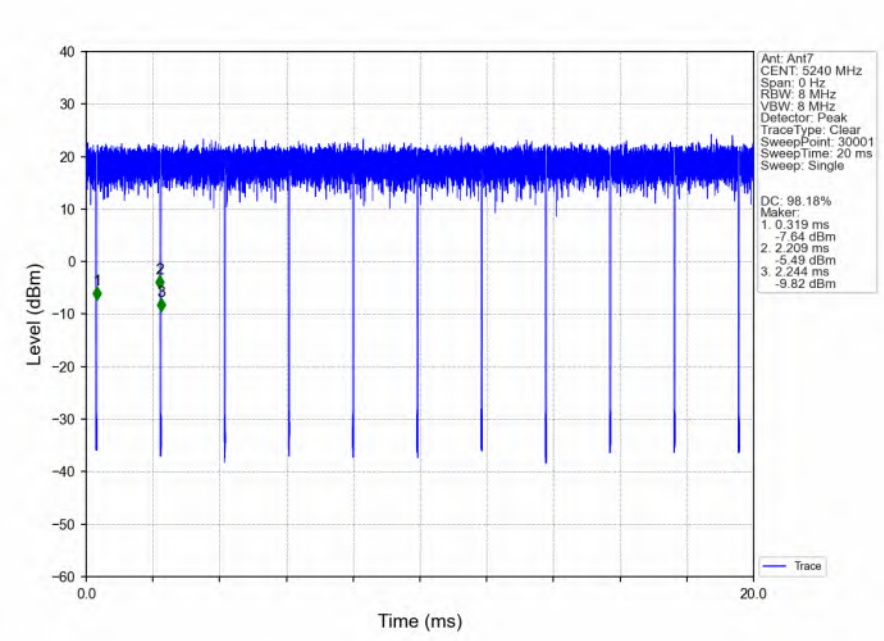

802.11ac(VHT20)_LCH_5260MHz_Ant7_NTNV

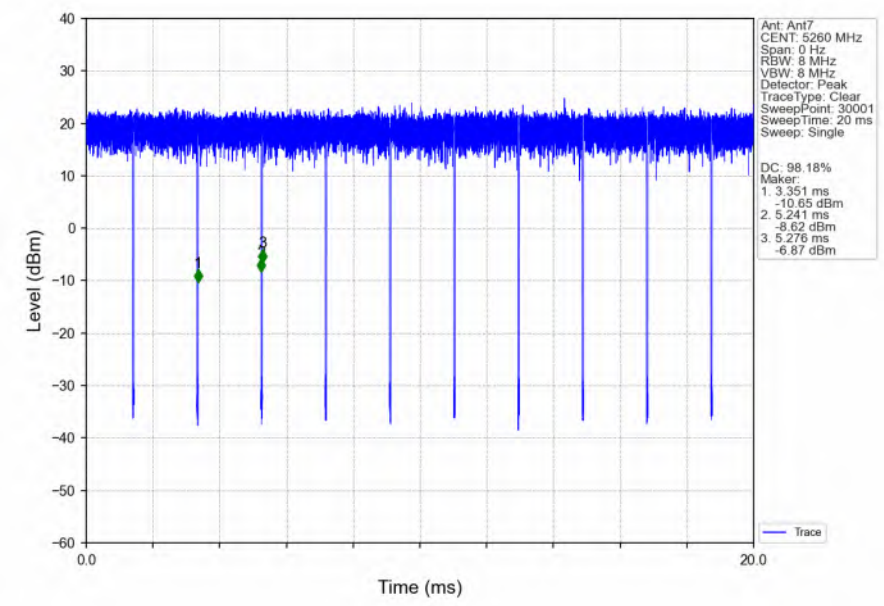

Unless otherwise agreed in writing, this document is issued by the Company subject to its General Conditions of Service printed overleaf, available on request or accessible at https://www.sgs.com/en/Terms-and-Conditions. Attention is drawn to the limitation of liability, indemnification and jurisdiction issues defined therein. Any holder of this document is advised that information contained hereon reflects the Company's findings at the time of its intervention only and within the limits of Client's instructions, if any. The Company's sole responsibility is to its Client and this document does not exonerate parties to a transaction from exercising all their rights and obligations under the transaction documents. This document cannot be reproduced except in full, without prior written approval of the Company. Any unauthorized alteration, forgery or falsification of the content or appearance of this document is unlawful and offenders may be prosecuted to the fullest extent of the law. Unless otherwise stated the results shown in this test report refer only to the sample(s) tested and such sample(s) are retained for 30 days only.
Attention: To check the authenticity of testing /inspection report & certificate, please contact us at telephone: (86-755) 8307 1443, or email: CN.Doccheck@sgs.com
SGS-CSTC Standards Technical Services Co.,Ltd. Shenzhen Branch
No.1 Workshop, M-10, Middle Section, Science & Technology Park, Nanshan District, Shenzhen, Guangdong, China 518057 t (86-755) 26012053 f (86-755) 26710594 www.sgsgroup.com.cn
中国·广东·深圳市南山区科技园中区M-10栋1号厂房 邮编:518057 t (86-755) 26012053 f (86-755) 26710594 sgs.china@sgs.com
Member of the SGS Group (SGS SA)

802.11ac(VHT20)_MCH_5300MHz_Ant7_NTNV

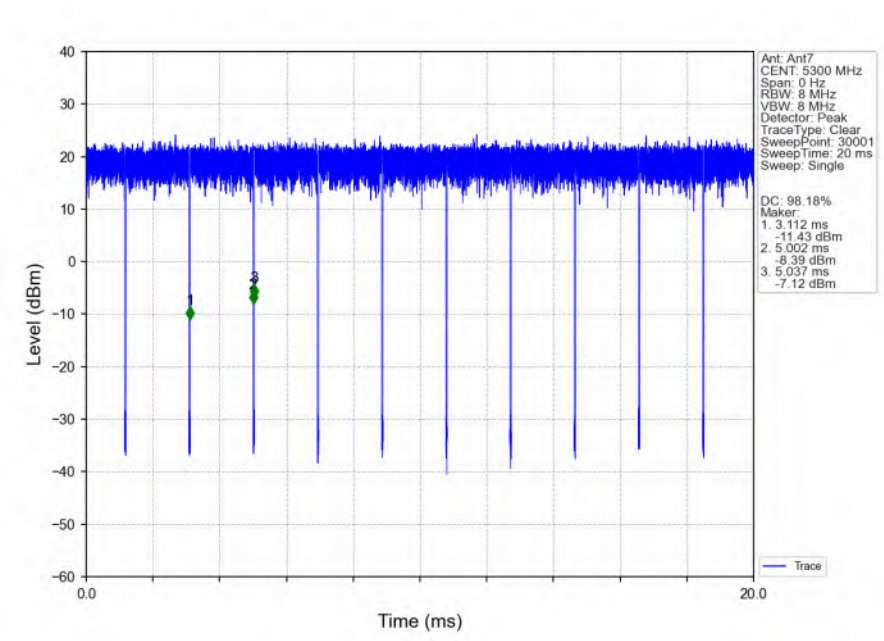

802.11ac(VHT20)_HCH_5320MHz_Ant7_NTNV

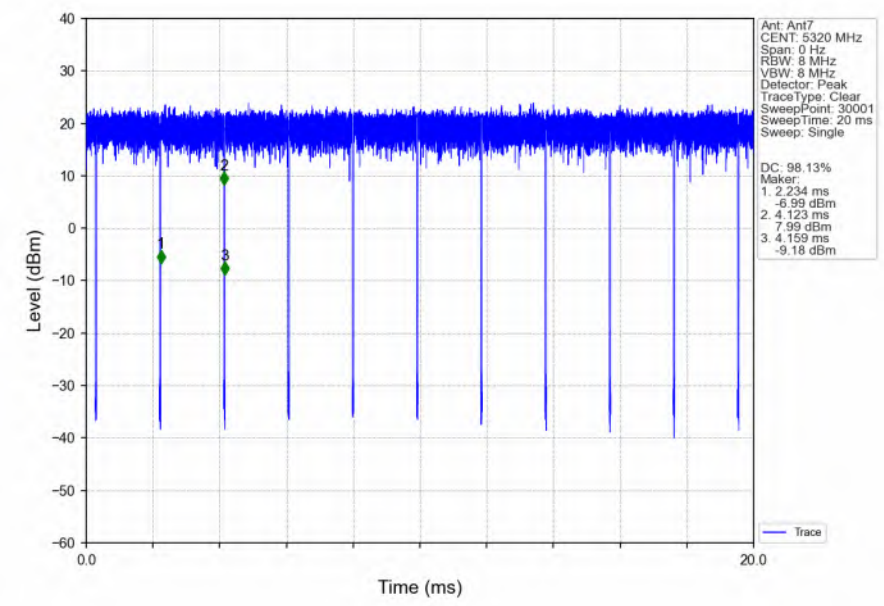

Unless otherwise agreed in writing, this document is issued by the Company subject to its General Conditions of Service printed overleaf, available on request or accessible at https://www.sgs.com/en/Terms-and-Conditions. Attention is drawn to the limitation of liability, indemnification and jurisdiction issues defined therein. Any holder of this document is advised that information contained hereon reflects the Company's findings at the time of its intervention only and within the limits of Client's instructions, if any. The Company's sole responsibility is to its Client and this document does not exonerate parties to a transaction from exercising all their rights and obligations under the transaction documents. This document cannot be reproduced except in full, without prior written approval of the Company. Any unauthorized alteration, forgery or falsification of the content or appearance of this document is unlawful and offenders may be prosecuted to the fullest extent of the law. Unless otherwise stated the results shown in this test report refer only to the sample(s) tested and such sample(s) are retained for 30 days only.
Attention: To check the authenticity of testing /inspection report & certificate, please contact us at telephone: (86-755) 8307 1443, or email: CN.Doccheck@sgs.com
SGS-CSTC Standards Technical Services Co.,Ltd. Shenzhen Branch
No.1 Workshop, M-10, Middle Section, Science & Technology Park, Nanshan District, Shenzhen, Guangdong, China 518057 t (86-755) 26012053 f (86-755) 26710594 www.sgsgroup.com.cn
中国・广东・深圳市南山区科技园中区M-10栋1号厂房 邮编:518057 t (86-755) 26012053 f (86-755) 26710594 sgs.china@sgs.com
Member of the SGS Group (SGS SA)

802.11ac(VHT20)_LCH_5500MHz_Ant7_NTNV

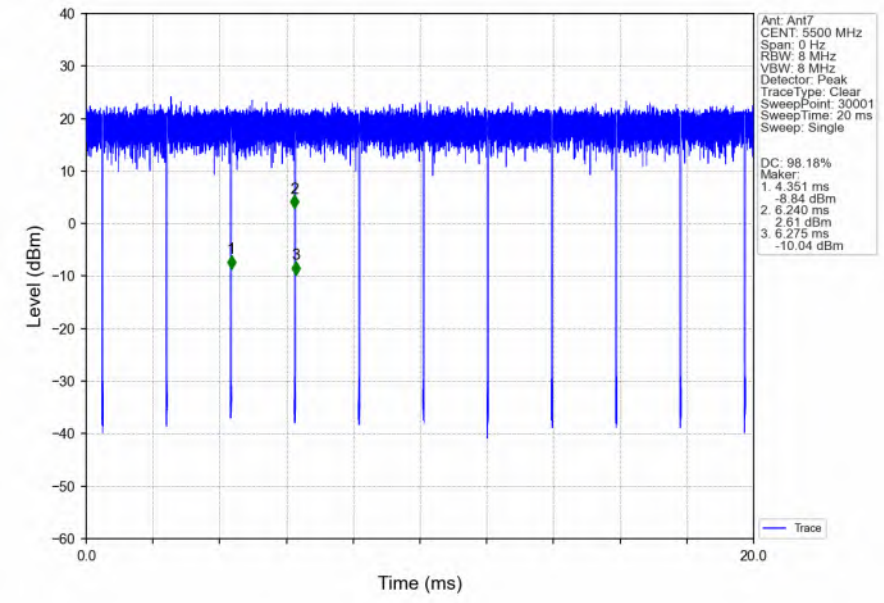

802.11ac(VHT20)_MCH_5580MHz_Ant7_NTNV

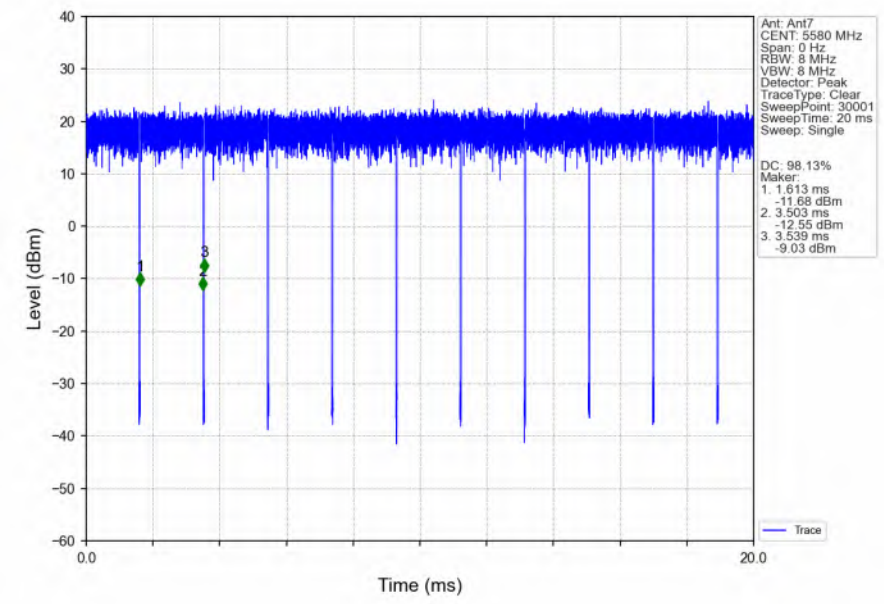

Unless otherwise agreed in writing, this document is issued by the Company subject to its General Conditions of Service printed overleaf, available on request or accessible at https://www.sgs.com/en/Terms-and-Conditions. Attention is drawn to the limitation of liability, indemnification and jurisdiction issues defined therein. Any holder of this document is advised that information contained hereon reflects the Company's findings at the time of its intervention only and within the limits of Client's instructions, if any. The Company's sole responsibility is to its Client and this document does not exonerate parties to a transaction from exercising all their rights and obligations under the transaction documents. This document cannot be reproduced except in full, without prior written approval of the Company. Any unauthorized alteration, forgery or falsification of the content or appearance of this document is unlawful and offenders may be prosecuted to the fullest extent of the law. Unless otherwise stated the results shown in this test report refer only to the sample(s) tested and such sample(s) are retained for 30 days only.
Attention: To check the authenticity of testing /inspection report & certificate, please contact us at telephone: (86-755) 8307 1443, or email: CN.Doccheck@sgs.com
No.1 Workshop, M-10, Middle Section, Science & Technology Park, Nanshan District, Shenzhen, Guangdong, China 518057 t (86-755) 26012053 f (86-755) 26710594 www.sgsgroup.com.cn
中国·广东·深圳市南山区科技园中区M-10栋1号厂房 邮编:518057 t (86-755) 26012053 f (86-755) 26710594 sgs.china@sgs.com
Member of the SGS Group (SGS SA)

802.11ac(VHT20)_HCH_5700MHz_Ant7_NTNV

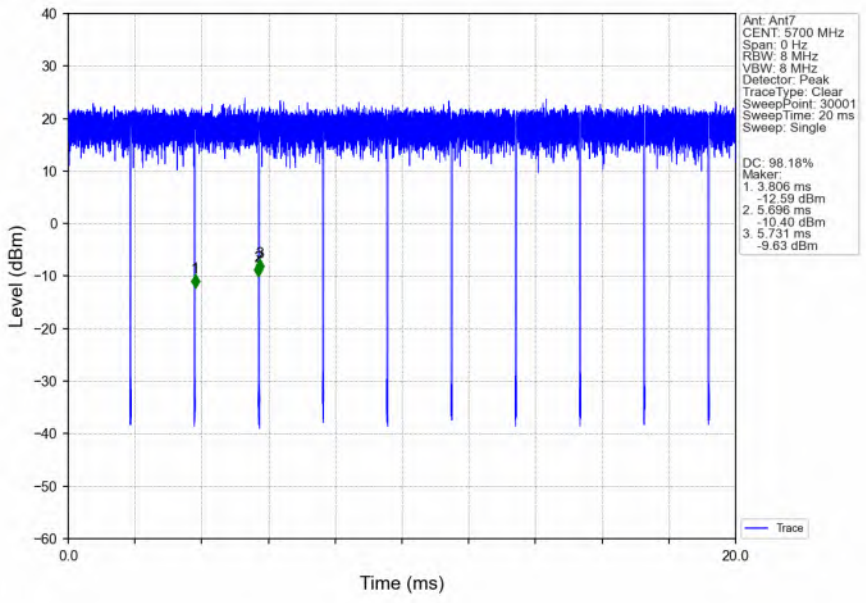

802.11ac(VHT20)_LCH_5745MHz_Ant7_NTNV

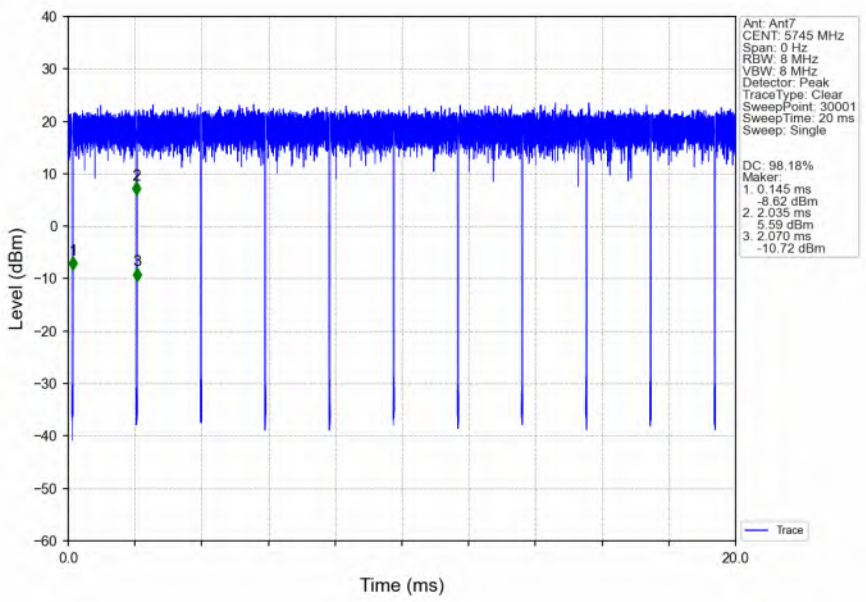

Unless otherwise agreed in writing, this document is issued by the Company subject to its General Conditions of Service printed overleaf, available on request or accessible at https://www.sgs.com/en/Terms-and-Conditions. Attention is drawn to the limitation of liability, indemnification and jurisdiction issues defined therein. Any holder of this document is advised that information contained hereon reflects the Company's findings at the time of its intervention only and within the limits of Client's instructions, if any. The Company's sole responsibility is to its Client and this document does not exonerate parties to a transaction from exercising all their rights and obligations under the transaction documents. This document cannot be reproduced except in full, without prior written approval of the Company. Any unauthorized alteration, forgery or falsification of the content or appearance of this document is unlawful and offenders may be prosecuted to the fullest extent of the law. Unless otherwise stated the results shown in this test report refer only to the sample(s) tested and such sample(s) are retained for 30 days only.
Attention: To check the authenticity of testing /inspection report & certificate, please contact us at telephone: (86-755) 8307 1443, or email: CN.Doccheck@sgs.com
SGS-CSTC Standards Technical Services Co.,Ltd. Shenzhen Branch
No.1 Workshop, M-10, Middle Section, Science & Technology Park, Nanshan District, Shenzhen, Guangdong, China 518057 t (86-755) 26012053 f (86-755) 26710594 www.sgsgroup.com.cn
中国・广东・深圳市南山区科技园中区M-10栋1号厂房 邮编:518057 t (86-755) 26012053 f (86-755) 26710594 sgs.china@sgs.com
Member of the SGS Group (SGS SA)

802.11ac(VHT20)_MCH_5785MHz_Ant7_NTNV

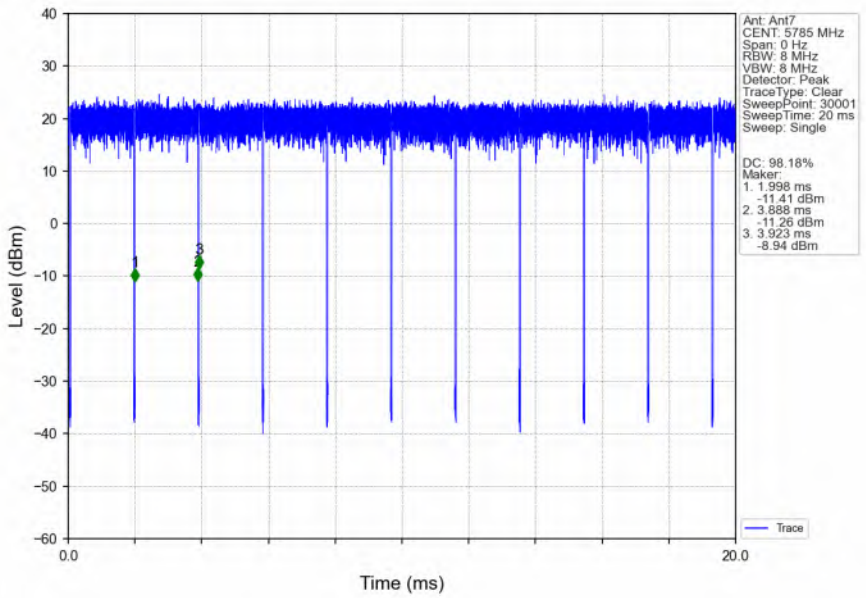

802.11ac(VHT20)_HCH_5825MHz_Ant7_NTNV

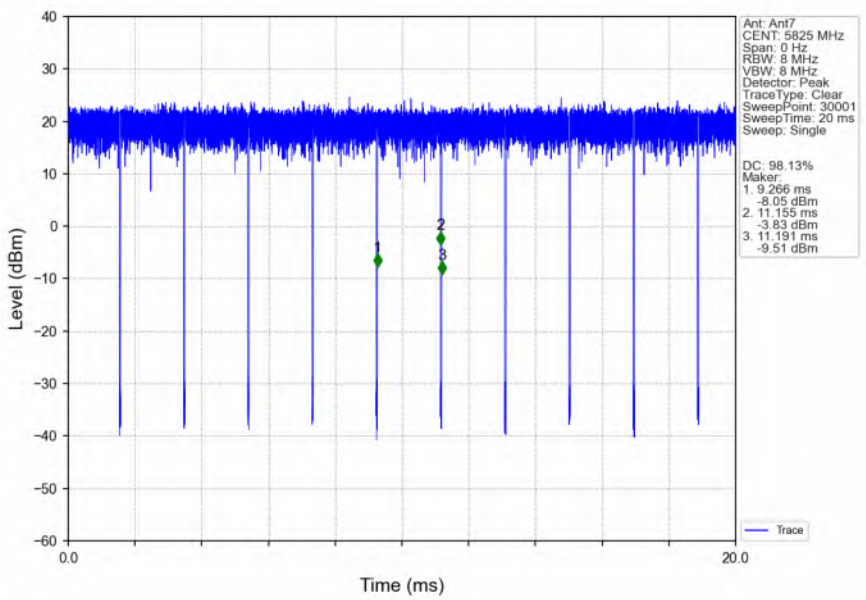

Unless otherwise agreed in writing, this document is issued by the Company subject to its General Conditions of Service printed overleaf, available on request or accessible at https://www.sgs.com/en/Terms-and-Conditions. Attention is drawn to the limitation of liability, indemnification and jurisdiction issues defined therein. Any holder of this document is advised that information contained hereon reflects the Company's findings at the time of its intervention only and within the limits of Client's instructions, if any. The Company's sole responsibility is to its Client and this document does not exonerate parties to a transaction from exercising all their rights and obligations under the transaction documents. This document cannot be reproduced except in full, without prior written approval of the Company. Any unauthorized alteration, forgery or falsification of the content or appearance of this document is unlawful and offenders may be prosecuted to the fullest extent of the law. Unless otherwise stated the results shown in this test report refer only to the sample(s) tested and such sample(s) are retained for 30 days only.
Attention: To check the authenticity of testing /inspection report & certificate, please contact us at telephone: (86-755) 8307 1443, or email: CN.Doccheck@sgs.com
SGS-CSTC Standards Technical Services Co.,Ltd. Shenzhen Branch
No.1 Workshop, M-10, Middle Section, Science & Technology Park, Nanshan District, Shenzhen, Guangdong, China 518057 t (86-755) 26012053 f (86-755) 26710594 www.sgsgroup.com.cn
中国・广东・深圳市南山区科技园中区M-10栋1号厂房 邮编:518057 t (86-755) 26012053 f (86-755) 26710594 sgs.china@sgs.com
Member of the SGS Group (SGS SA)

802.11ac(VHT20)_HCH_5720MHz_Ant7_NTNV

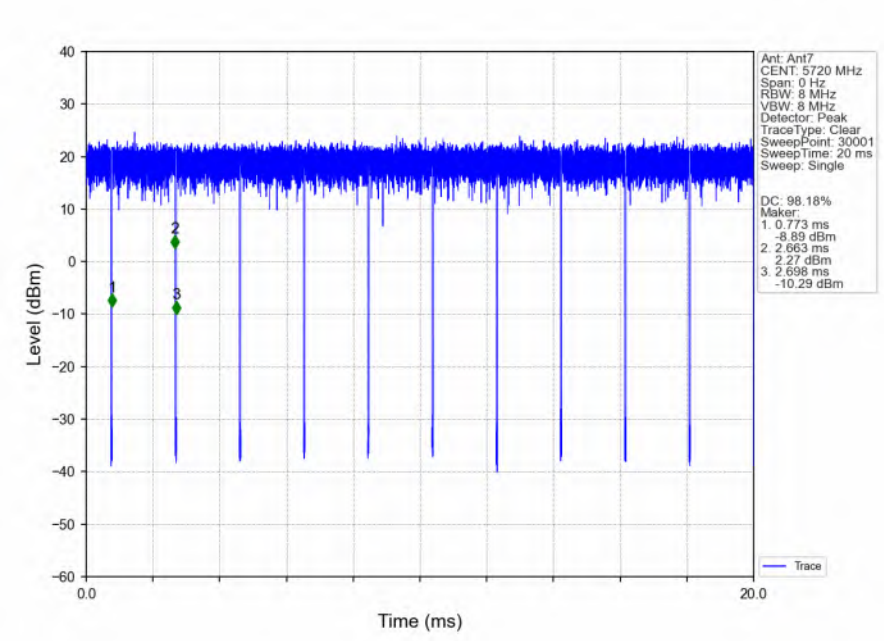

802.11ac(VHT40)_LCH_5190MHz_Ant7_NTNV

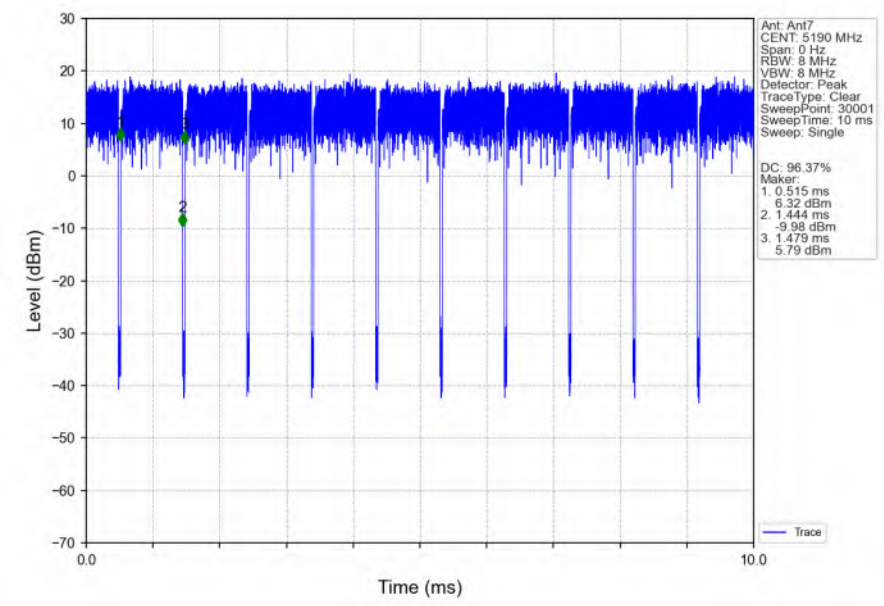

Unless otherwise agreed in writing, this document is issued by the Company subject to its General Conditions of Service printed overleaf, available on request or accessible at https://www.sgs.com/en/Terms-and-Conditions. Attention is drawn to the limitation of liability, indemnification and jurisdiction issues defined therein. Any holder of this document is advised that information contained hereon reflects the Company's findings at the time of its intervention only and within the limits of Client's instructions, if any. The Company's sole responsibility is to its Client and this document does not exonerate parties to a transaction from exercising all their rights and obligations under the transaction documents. This document cannot be reproduced except in full, without prior written approval of the Company. Any unauthorized alteration, forgery or falsification of the content or appearance of this document is unlawful and offenders may be prosecuted to the fullest extent of the law. Unless otherwise stated the results shown in this test report refer only to the sample(s) tested and such sample(s) are retained for 30 days only.
Attention: To check the authenticity of testing /inspection report & certificate, please contact us at telephone: (86-755) 8307 1443, or email: CN.Doccheck@sgs.com
No.1 Workshop, M-10, Middle Section, Science & Technology Park, Nanshan District, Shenzhen, Guangdong, China 518057 t (86-755) 26012053 f (86-755) 26710594 www.sgsgroup.com.cn
中国·广东·深圳市南山区科技园中区M-10栋1号厂房 邮编:518057 t (86-755) 26012053 f (86-755) 26710594 sgs.china@sgs.com
Member of the SGS Group (SGS SA)

802.11ac(VHT40)_HCH_5230MHz_Ant7_NTNV

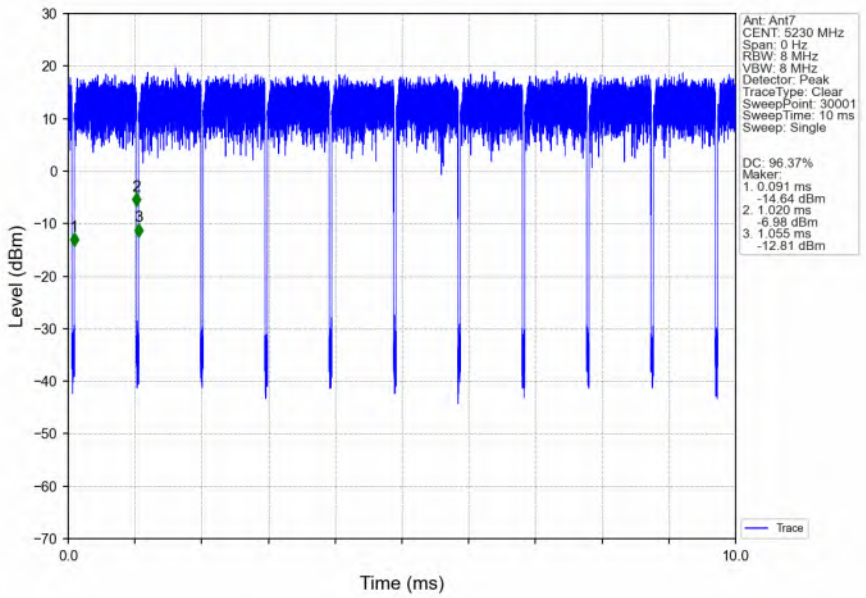

802.11ac(VHT40)_LCH_5270MHz_Ant7_NTNV

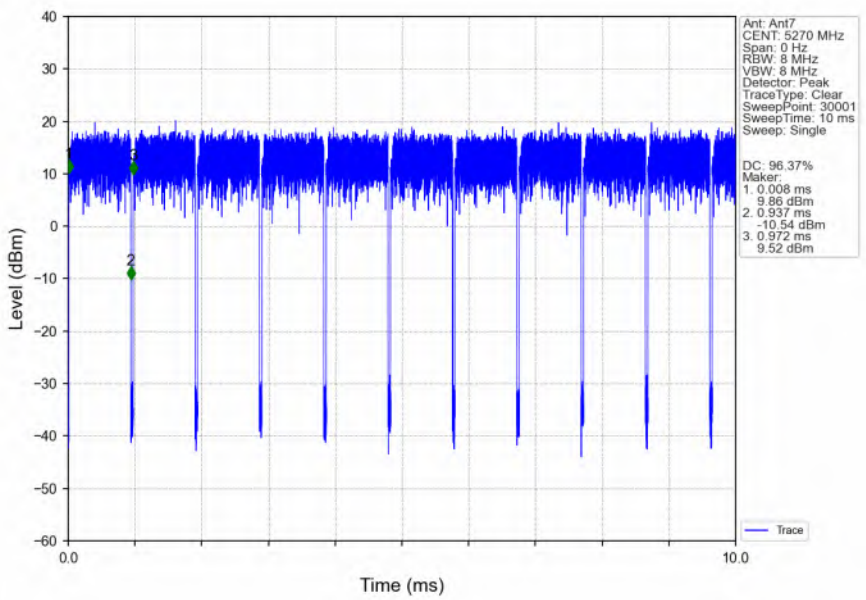

Unless otherwise agreed in writing, this document is issued by the Company subject to its General Conditions of Service printed overleaf, available on request or accessible at https://www.sgs.com/en/Terms-and-Conditions. Attention is drawn to the limitation of liability, indemnification and jurisdiction issues defined therein. Any holder of this document is advised that information contained hereon reflects the Company's findings at the time of its intervention only and within the limits of Client's instructions, if any. The Company's sole responsibility is to its Client and this document does not exonerate parties to a transaction from exercising all their rights and obligations under the transaction documents. This document cannot be reproduced except in full, without prior written approval of the Company. Any unauthorized alteration, forgery or falsification of the content or appearance of this document is unlawful and offenders may be prosecuted to the fullest extent of the law. Unless otherwise stated the results shown in this test report refer only to the sample(s) tested and such sample(s) are retained for 30 days only.
Attention: To check the authenticity of testing /inspection report & certificate, please contact us at telephone: (86-755) 8307 1443, or email: CN.Doccheck@sgs.com
SGS-CSTC Standards Technical Services Co.,Ltd. Shenzhen Branch
No.1 Workshop, M-10, Middle Section, Science & Technology Park, Nanshan District, Shenzhen, Guangdong, China 518057 t (86-755) 26012053 f (86-755) 26710594 www.sgsgroup.com.cn
中国・广东・深圳市南山区科技园中区M-10栋1号厂房 邮编:518057 t (86-755) 26012053 f (86-755) 26710594 sgs.china@sgs.com
Member of the SGS Group (SGS SA)

802.11ac(VHT40)_HCH_5310MHz_Ant7_NTNV

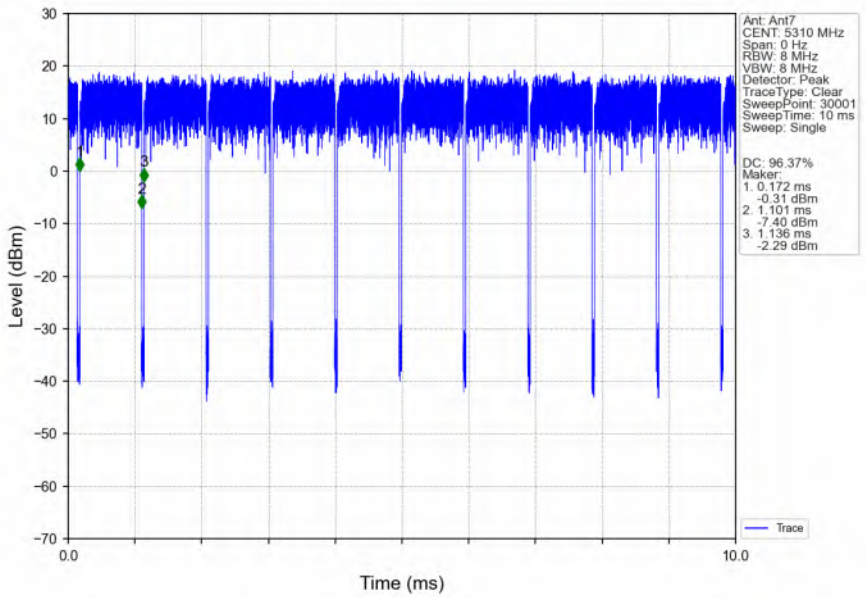

802.11ac(VHT40)_LCH_5510MHz_Ant7_NTNV

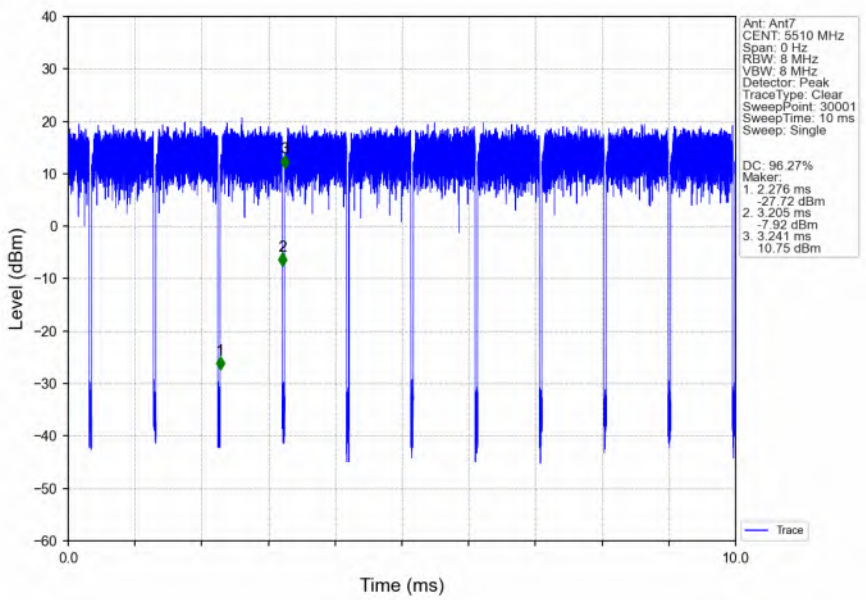

Unless otherwise agreed in writing, this document is issued by the Company subject to its General Conditions of Service printed overleaf, available on request or accessible at https://www.sgs.com/en/Terms-and-Conditions. Attention is drawn to the limitation of liability, indemnification and jurisdiction issues defined therein. Any holder of this document is advised that information contained hereon reflects the Company's findings at the time of its intervention only and within the limits of Client's instructions, if any. The Company's sole responsibility is to its Client and this document does not exonerate parties to a transaction from exercising all their rights and obligations under the transaction documents. This document cannot be reproduced except in full, without prior written approval of the Company. Any unauthorized alteration, forgery or falsification of the content or appearance of this document is unlawful and offenders may be prosecuted to the fullest extent of the law. Unless otherwise stated the results shown in this test report refer only to the sample(s) tested and such sample(s) are retained for 30 days only.
Attention: To check the authenticity of testing /inspection report & certificate, please contact us at telephone: (86-755) 8307 1443, or email: CN.Doccheck@sgs.com
No.1 Workshop, M-10, Middle Section, Science & Technology Park, Nanshan District, Shenzhen, Guangdong, China 518057 t (86-755) 26012053 f (86-755) 26710594 www.sgsgroup.com.cn
中国・广东・深圳市南山区科技园中区M-10栋1号厂房 邮编:518057 t (86-755) 26012053 f (86-755) 26710594 sgs.china@sgs.com
Member of the SGS Group (SGS SA)

802.11ac(VHT40)_MCH_5550MHz_Ant7_NTNV

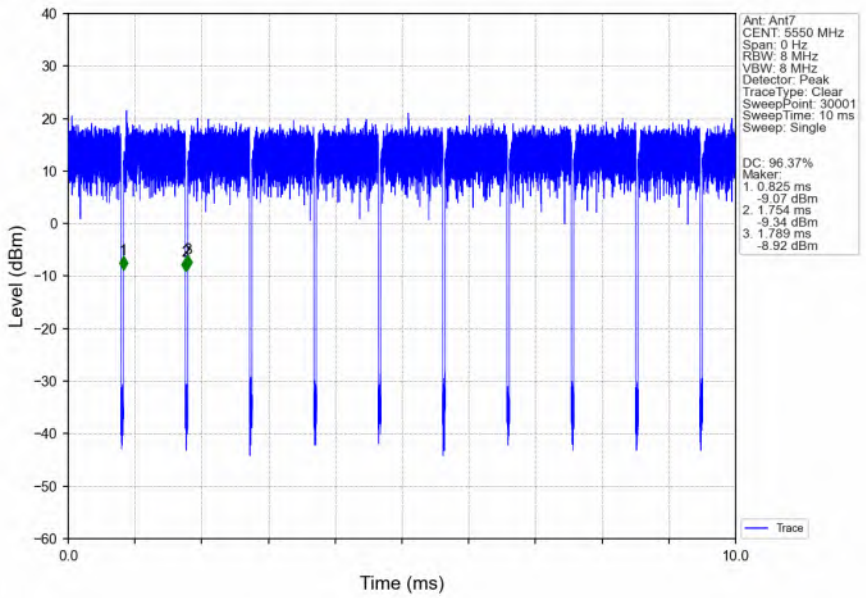

802.11ac(VHT40)_HCH_5670MHz_Ant7_NTNV

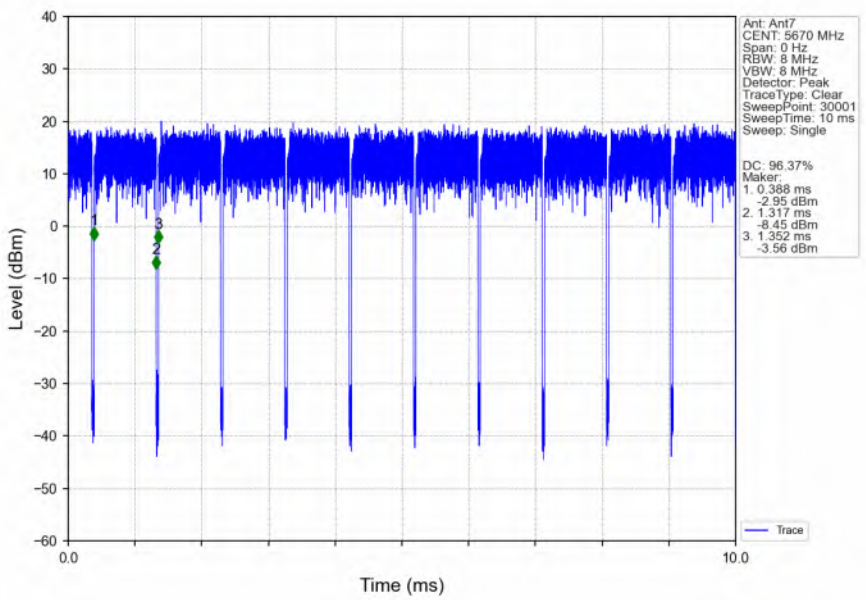

Unless otherwise agreed in writing, this document is issued by the Company subject to its General Conditions of Service printed overleaf, available on request or accessible at https://www.sgs.com/en/Terms-and-Conditions. Attention is drawn to the limitation of liability, indemnification and jurisdiction issues defined therein. Any holder of this document is advised that information contained hereon reflects the Company's findings at the time of its intervention only and within the limits of Client's instructions, if any. The Company's sole responsibility is to its Client and this document does not exonerate parties to a transaction from exercising all their rights and obligations under the transaction documents. This document cannot be reproduced except in full, without prior written approval of the Company. Any unauthorized alteration, forgery or falsification of the content or appearance of this document is unlawful and offenders may be prosecuted to the fullest extent of the law. Unless otherwise stated the results shown in this test report refer only to the sample(s) tested and such sample(s) are retained for 30 days only.
Attention: To check the authenticity of testing /inspection report & certificate, please contact us at telephone: (86-755) 8307 1443, or email: CN.Doccheck@sgs.com
SGS-CSTC Standards Technical Services Co.,Ltd. Shenzhen Branch
No.1 Workshop, M-10, Middle Section, Science & Technology Park, Nanshan District, Shenzhen, Guangdong, China 518057 t (86-755) 26012053 f (86-755) 26710594 www.sgsgroup.com.cn
中国・广东・深圳市南山区科技园中区M-10栋1号厂房 邮编:518057 t (86-755) 26012053 f (86-755) 26710594 sgs.china@sgs.com
Member of the SGS Group (SGS SA)

802.11ac(VHT40)_LCH_5755MHz_Ant7_NTNV

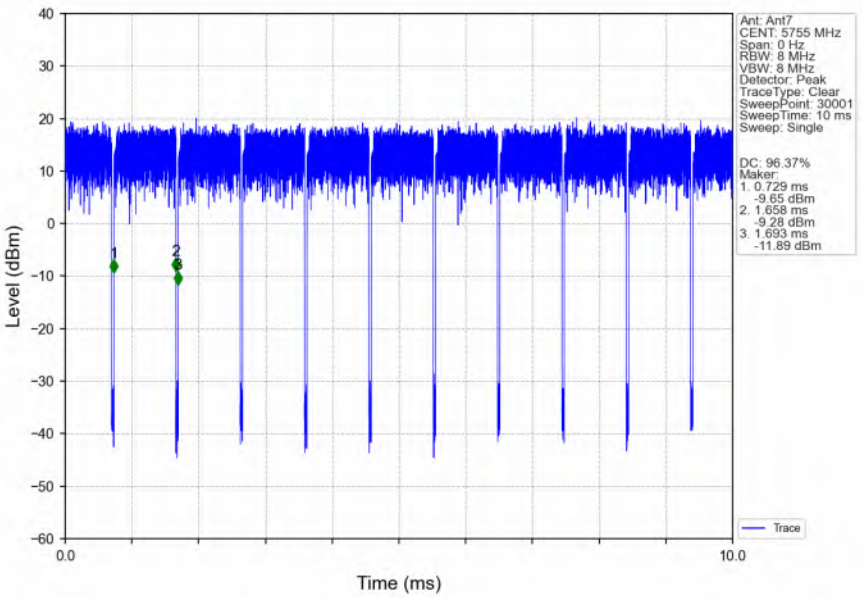

802.11ac(VHT40)_HCH_5795MHz_Ant7_NTNV

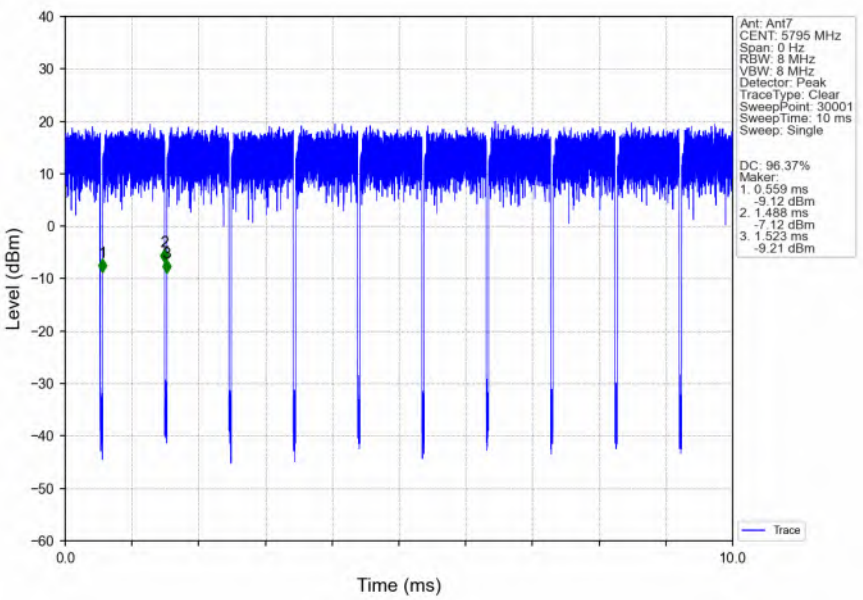

Unless otherwise agreed in writing, this document is issued by the Company subject to its General Conditions of Service printed overleaf, available on request or accessible at https://www.sgs.com/en/Terms-and-Conditions. Attention is drawn to the limitation of liability, indemnification and jurisdiction issues defined therein. Any holder of this document is advised that information contained hereon reflects the Company's findings at the time of its intervention only and within the limits of Client's instructions, if any. The Company's sole responsibility is to its Client and this document does not exonerate parties to a transaction from exercising all their rights and obligations under the transaction documents. This document cannot be reproduced except in full, without prior written approval of the Company. Any unauthorized alteration, forgery or falsification of the content or appearance of this document is unlawful and offenders may be prosecuted to the fullest extent of the law. Unless otherwise stated the results shown in this test report refer only to the sample(s) tested and such sample(s) are retained for 30 days only.
Attention: To check the authenticity of testing /inspection report & certificate, please contact us at telephone: (86-755) 8307 1443, or email: CN.Doccheck@sgs.com
No.1 Workshop, M-10, Middle Section, Science & Technology Park, Nanshan District, Shenzhen, Guangdong, China 518057 t (86-755) 26012053 f (86-755) 26710594 www.sgsgroup.com.cn
中国·广东·深圳市南山区科技园中区M-10栋1号厂房 邮编:518057 t (86-755) 26012053 f (86-755) 26710594 sgs.china@sgs.com
Member of the SGS Group (SGS SA)

802.11ac(VHT40)_HCH_5710MHz_Ant7_NTNV

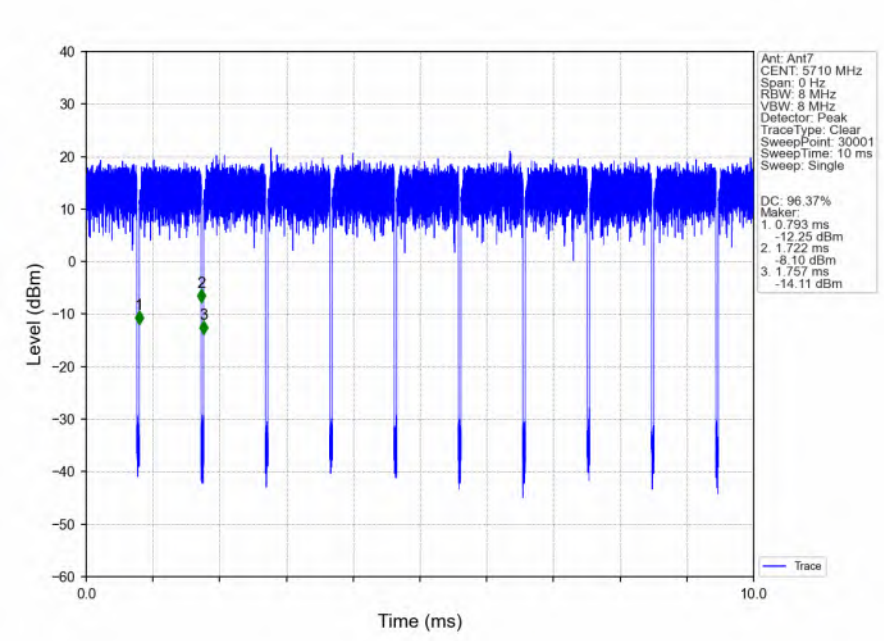

802.11ac(VHT80)_MCH_5210MHz_Ant7_NTNV

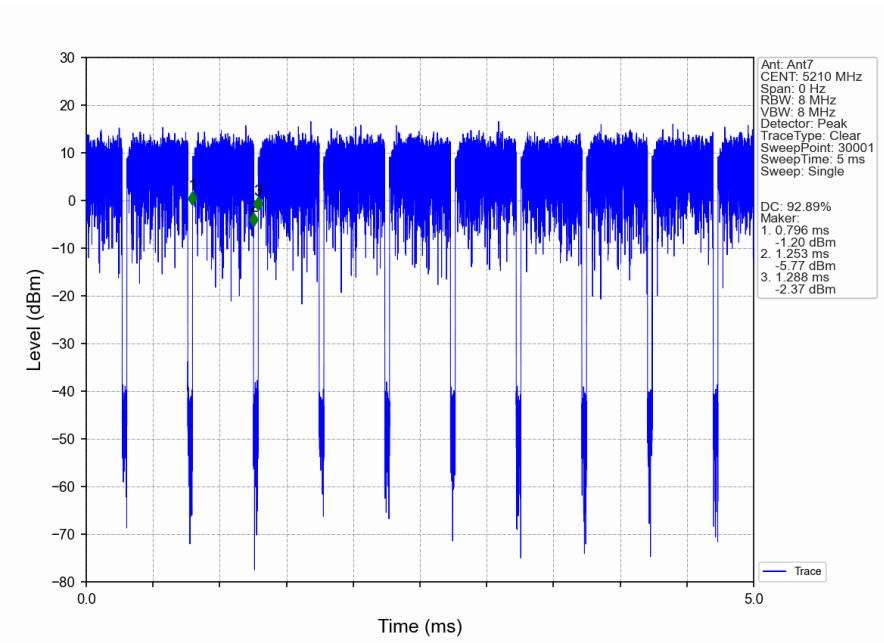

Unless otherwise agreed in writing, this document is issued by the Company subject to its General Conditions of Service printed overleaf, available on request or accessible at https://www.sgs.com/en/Terms-and-Conditions. Attention is drawn to the limitation of liability, indemnification and jurisdiction issues defined therein. Any holder of this document is advised that information contained hereon reflects the Company's findings at the time of its intervention only and within the limits of Client's instructions, if any. The Company's sole responsibility is to its Client and this document does not exonerate parties to a transaction from exercising all their rights and obligations under the transaction documents. This document cannot be reproduced except in full, without prior written approval of the Company. Any unauthorized alteration, forgery or falsification of the content or appearance of this document is unlawful and offenders may be prosecuted to the fullest extent of the law. Unless otherwise stated the results shown in this test report refer only to the sample(s) tested and such sample(s) are retained for 30 days only.
Attention: To check the authenticity of testing /inspection report & certificate, please contact us at telephone: (86-755) 8307 1443, or email: CN.Doccheck@sgs.com
SGS-CSTC Standards Technical Services Co.,Ltd. Shenzhen Branch
No.1 Workshop, M-10, Middle Section, Science & Technology Park, Nanshan District, Shenzhen, Guangdong, China 518057 t (86-755) 26012053 f (86-755) 26710594 www.sgsgroup.com.cn
中国·广东·深圳市南山区科技园中区M-10栋1号厂房 邮编:518057 t (86-755) 26012053 f (86-755) 26710594 sgs.china@sgs.com
Member of the SGS Group (SGS SA)

802.11ac(VHT80)_MCH_5290MHz_Ant7_NTNV

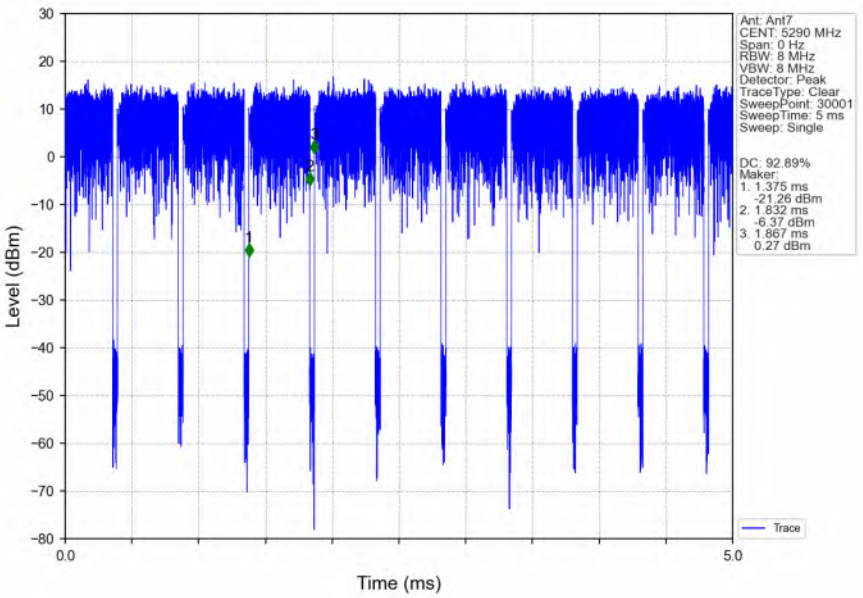

802.11ac(VHT80)_LCH_5530MHz_Ant7_NTNV

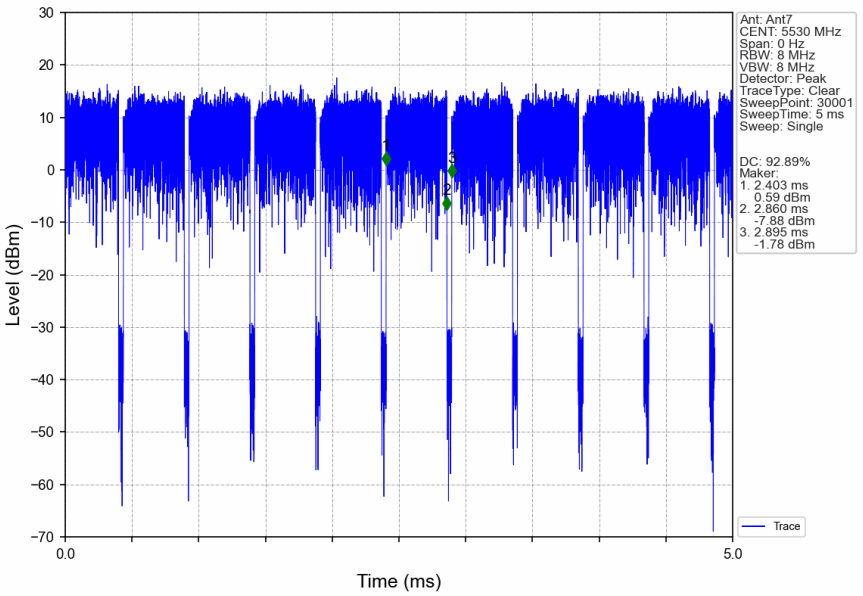

Unless otherwise agreed in writing, this document is issued by the Company subject to its General Conditions of Service printed overleaf, available on request or accessible at https://www.sgs.com/en/Terms-and-Conditions. Attention is drawn to the limitation of liability, indemnification and jurisdiction issues defined therein. Any holder of this document is advised that information contained hereon reflects the Company's findings at the time of its intervention only and within the limits of Client's instructions, if any. The Company's sole responsibility is to its Client and this document does not exonerate parties to a transaction from exercising all their rights and obligations under the transaction documents. This document cannot be reproduced except in full, without prior written approval of the Company. Any unauthorized alteration, forgery or falsification of the content or appearance of this document is unlawful and offenders may be prosecuted to the fullest extent of the law. Unless otherwise stated the results shown in this test report refer only to the sample(s) tested and such sample(s) are retained for 30 days only.
Attention: To check the authenticity of testing /inspection report & certificate, please contact us at telephone: (86-755) 8307 1443, or email: CN.Doccheck@sgs.com
No.1 Workshop, M-10, Middle Section, Science & Technology Park, Nanshan District, Shenzhen, Guangdong, China 518057 t (86-755) 26012053 f (86-755) 26710594 www.sgsgroup.com.cn
中国·广东·深圳市南山区科技园中区M-10栋1号厂房 邮编:518057 t (86-755) 26012053 f (86-755) 26710594 sgs.china@sgs.com
Member of the SGS Group (SGS SA)

802.11ac(VHT80)_HCH_5610MHz_Ant7_NTNV

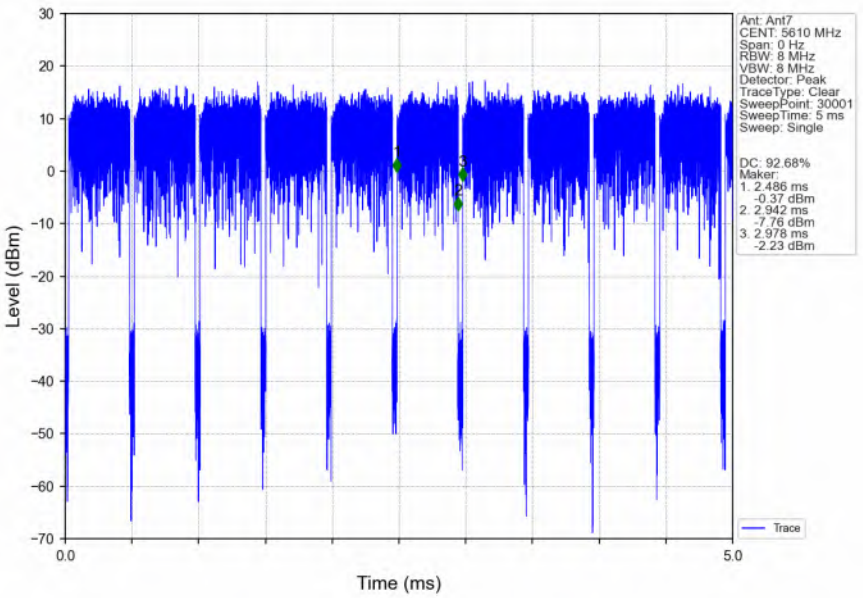

802.11ac(VHT80)_MCH_5775MHz_Ant7_NTNV

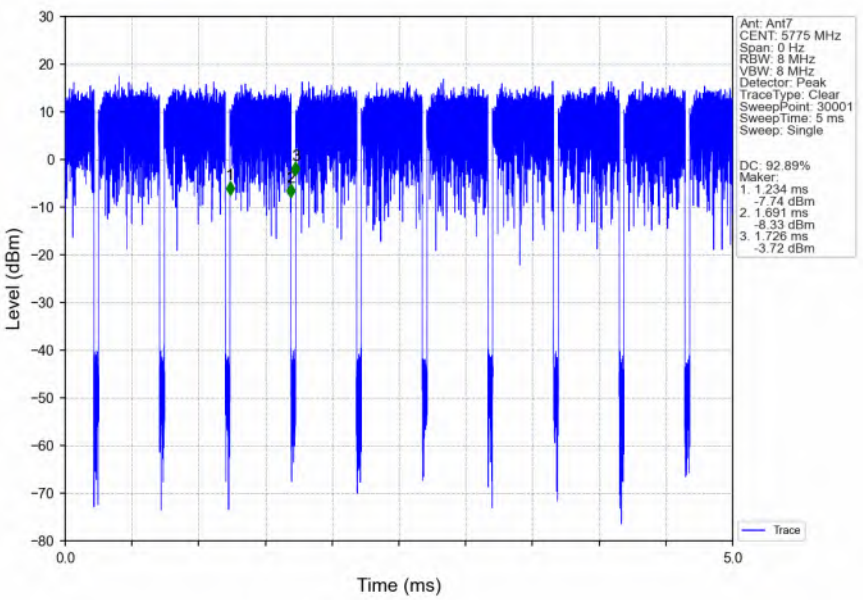

Unless otherwise agreed in writing, this document is issued by the Company subject to its General Conditions of Service printed overleaf, available on request or accessible at https://www.sgs.com/en/Terms-and-Conditions. Attention is drawn to the limitation of liability, indemnification and jurisdiction issues defined therein. Any holder of this document is advised that information contained hereon reflects the Company's findings at the time of its intervention only and within the limits of Client's instructions, if any. The Company's sole responsibility is to its Client and this document does not exonerate parties to a transaction from exercising all their rights and obligations under the transaction documents. This document cannot be reproduced except in full, without prior written approval of the Company. Any unauthorized alteration, forgery or falsification of the content or appearance of this document is unlawful and offenders may be prosecuted to the fullest extent of the law. Unless otherwise stated the results shown in this test report refer only to the sample(s) tested and such sample(s) are retained for 30 days only.
Attention: To check the authenticity of testing /inspection report & certificate, please contact us at telephone: (86-755) 8307 1443, or email: CN.Doccheck@sgs.com
SGS-CSTC Standards Technical Services Co.,Ltd. Shenzhen Branch
No.1 Workshop, M-10, Middle Section, Science & Technology Park, Nanshan District, Shenzhen, Guangdong, China 518057 t (86-755) 26012053 f (86-755) 26710594 www.sgsgroup.com.cn
中国・广东・深圳市南山区科技园中区M-10栋1号厂房 邮编:518057 t (86-755) 26012053 f (86-755) 26710594 sgs.china@sgs.com
Member of the SGS Group (SGS SA)

802.11ac(VHT80)_HCH_5690MHz_Ant7_NTNV

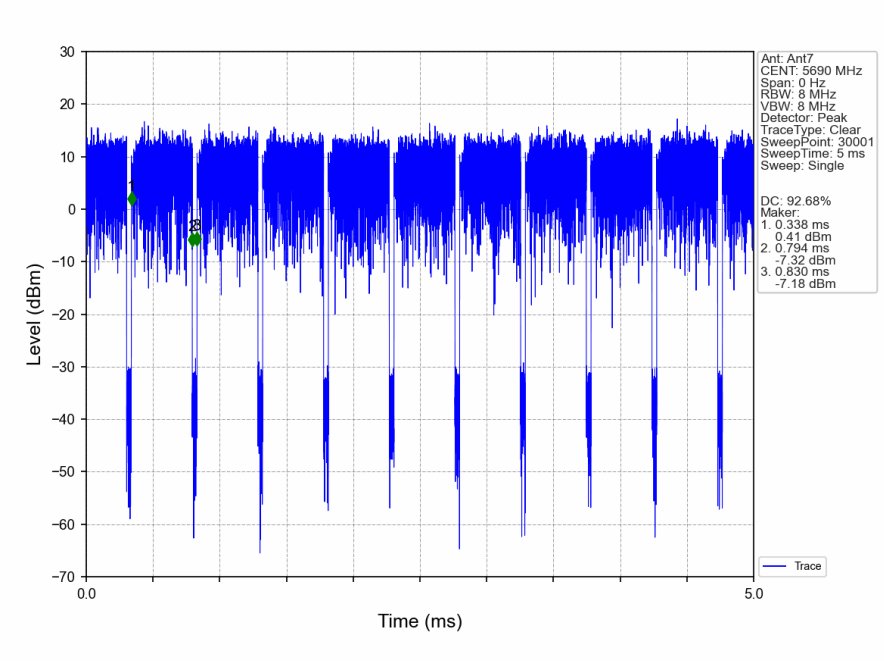

Unless otherwise agreed in writing, this document is issued by the Company subject to its General Conditions of Service printed overleaf, available on request or accessible at https://www.sgs.com/en/Terms-and-Conditions. Attention is drawn to the limitation of liability, indemnification and jurisdiction issues defined therein. Any holder of this document is advised that information contained hereon reflects the Company's findings at the time of its intervention only and within the limits of Client's instructions, if any. The Company's sole responsibility is to its Client and this document does not exonerate parties to a transaction from exercising all their rights and obligations under the transaction documents. This document cannot be reproduced except in full, without prior written approval of the Company. Any unauthorized alteration, forgery or falsification of the content or appearance of this document is unlawful and offenders may be prosecuted to the fullest extent of the law. Unless otherwise stated the results shown in this test report refer only to the sample(s) tested and such sample(s) are retained for 30 days only.
Attention: To check the authenticity of testing /inspection report & certificate, please contact us at telephone: (86-755) 8307 1443, or email: CN.Doccheck@sgs.com
SGS-CSTC Standards Technical Services Co.,Ltd. Shenzhen Branch
No.1 Workshop, M-10, Middle Section, Science & Technology Park, Nanshan District, Shenzhen, Guangdong, China 518057 t (86-755) 26012053 f (86-755) 26710594 www.sgsgroup.com.cn
中国・广东・深圳市南山区科技园中区M-10栋1号厂房 邮编:518057 t (86-755) 26012053 f (86-755) 26710594 sgs.china@sgs.com
Member of the SGS Group (SGS SA)

2. Bandwidth

2.1 Test Result

2.1.1 OBW

Mode	TX Type	Frequency (MHz)	ANT	99% Occupied Bandwidth (MHz)		Verdict
				Result	Limit	
802.11a	SISO	5180	7	17.733	/	Pass
		5200	7	17.646	/	Pass
		5240	7	17.554	/	Pass
		5260	7	17.673	/	Pass
		5300	7	17.552	/	Pass
		5320	7	17.586	/	Pass
		5500	7	17.630	/	Pass
		5580	7	17.607	/	Pass
		5700	7	17.559	/	Pass
		5745	7	17.811	/	Pass
		5785	7	18.293	/	Pass
		5825	7	17.998	/	Pass
		5720	7	17.609	/	Pass
802.11n (HT20)	SISO	5180	7	18.599	/	Pass
		5200	7	18.583	/	Pass
		5240	7	18.643	/	Pass
		5260	7	18.653	/	Pass
		5300	7	18.710	/	Pass
		5320	7	18.690	/	Pass
		5500	7	18.693	/	Pass
		5580	7	18.600	/	Pass
		5700	7	18.607	/	Pass
		5745	7	18.713	/	Pass
		5785	7	19.177	/	Pass
		5825	7	18.973	/	Pass
		5720	7	18.644	/	Pass
802.11n (HT40)	SISO	5190	7	36.599	/	Pass
		5230	7	36.703	/	Pass
		5270	7	36.624	/	Pass
		5310	7	36.536	/	Pass
		5510	7	36.772	/	Pass
		5550	7	36.835	/	Pass
		5670	7	36.661	/	Pass
		5755	7	36.761	/	Pass
		5795	7	36.786	/	Pass
		5710	7	36.665	/	Pass
802.11ac	SISO	5180	7	18.663	/	Pass

Unless otherwise agreed in writing, this document is issued by the Company subject to its General Conditions of Service printed overleaf, available on request or accessible at https://www.sgs.com/en/Terms-and-Conditions. Attention is drawn to the limitation of liability, indemnification and jurisdiction issues defined therein. Any holder of this document is advised that information contained hereon reflects the Company's findings at the time of its intervention only and within the limits of Client's instructions, if any. The Company's sole responsibility is to its Client and this document does not exonerate parties to a transaction from exercising all their rights and obligations under the transaction documents. This document cannot be reproduced except in full, without prior written approval of the Company. Any unauthorized alteration, forgery or falsification of the content or appearance of this document is unlawful and offenders may be prosecuted to the fullest extent of the law. Unless otherwise stated the results shown in this test report refer only to the sample(s) tested and such sample(s) are retained for 30 days only.
Attention: To check the authenticity of testing /inspection report & certificate, please contact us at telephone: (86-755) 8307 1443, or email: CN.Doccheck@sgs.com
No.1 Workshop, M-10, Middle Section, Science & Technology Park, Nanshan District, Shenzhen, Guangdong, China 518057 t (86-755) 26012053 f (86-755) 26710594 www.sgsgroup.com.cn
中国・广东・深圳市南山区科技园中区M-10栋1号厂房 邮编:518057 t (86-755) 26012053 f (86-755) 26710594 sgs.china@sgs.com
Member of the SGS Group (SGS SA)

(VHT20)		5200	7	18.686	/	Pass
		5240	7	18.747	/	Pass
		5260	7	18.652	/	Pass
		5300	7	18.627	/	Pass
		5320	7	18.697	/	Pass
		5500	7	18.711	/	Pass
		5580	7	18.602	/	Pass
		5700	7	18.708	/	Pass
		5745	7	18.715	/	Pass
		5785	7	19.475	/	Pass
		5825	7	18.902	/	Pass
		5720	7	18.596	/	Pass
802.11ac (VHT40)	SISO	5190	7	36.681	/	Pass
		5230	7	36.660	/	Pass
		5270	7	36.596	/	Pass
		5310	7	36.664	/	Pass
		5510	7	36.837	/	Pass
		5550	7	36.809	/	Pass
		5670	7	36.666	/	Pass
		5755	7	36.777	/	Pass
		5795	7	36.706	/	Pass
		5710	7	36.753	/	Pass
802.11ac (VHT80)	SISO	5210	7	76.639	/	Pass
		5290	7	76.653	/	Pass
		5530	7	76.679	/	Pass
		5610	7	76.680	/	Pass
		5775	7	76.724	/	Pass
		5690	7	76.707	/	Pass

Unless otherwise agreed in writing, this document is issued by the Company subject to its General Conditions of Service printed overleaf, available on request or accessible at https://www.sgs.com/en/Terms-and-Conditions. Attention is drawn to the limitation of liability, indemnification and jurisdiction issues defined therein. Any holder of this document is advised that information contained hereon reflects the Company's findings at the time of its intervention only and within the limits of Client's instructions, if any. The Company's sole responsibility is to its Client and this document does not exonerate parties to a transaction from exercising all their rights and obligations under the transaction documents. This document cannot be reproduced except in full, without prior written approval of the Company. Any unauthorized alteration, forgery or falsification of the content or appearance of this document is unlawful and offenders may be prosecuted to the fullest extent of the law. Unless otherwise stated the results shown in this test report refer only to the sample(s) tested and such sample(s) are retained for 30 days only.
Attention: To check the authenticity of testing /inspection report & certificate, please contact us at telephone: (86-755) 8307 1443, or email: CN.Doccheck@sgs.com
No.1 Workshop, M-10, Middle Section, Science & Technology Park, Nanshan District, Shenzhen, Guangdong, China 518057 t (86-755) 26012053 f (86-755) 26710594 www.sgsgroup.com.cn
中国・广东・深圳市南山区科技园中区M-10栋1号厂房 邮编:518057 t (86-755) 26012053 f (86-755) 26710594 sgs.china@sgs.com
Member of the SGS Group (SGS SA)

2.1.2 26dB BW

Mode	TX Type	Frequency (MHz)	ANT	26dB Bandwidth (MHz)		Verdict
				Result	Limit	
802.11a	SISO	5180	7	27.180	/	Pass
		5200	7	28.402	/	Pass
		5240	7	27.918	/	Pass
		5260	7	27.607	/	Pass
		5300	7	27.694	/	Pass
		5320	7	26.886	/	Pass
		5500	7	29.281	/	Pass
		5580	7	27.630	/	Pass
		5700	7	29.245	/	Pass
		5720	7	27.919	/	Pass
802.11n (HT20)	SISO	5180	7	28.917	/	Pass
		5200	7	28.839	/	Pass
		5240	7	29.551	/	Pass
		5260	7	28.497	/	Pass
		5300	7	27.658	/	Pass
		5320	7	28.163	/	Pass
		5500	7	30.358	/	Pass
		5580	7	28.080	/	Pass
		5700	7	28.176	/	Pass
		5720	7	26.861	/	Pass
802.11n (HT40)	SISO	5190	7	41.713	/	Pass
		5230	7	41.562	/	Pass
		5270	7	41.961	/	Pass
		5310	7	41.999	/	Pass
		5510	7	41.814	/	Pass
		5550	7	41.600	/	Pass
		5670	7	41.378	/	Pass
		5710	7	41.508	/	Pass
802.11ac (VHT20)	SISO	5180	7	29.523	/	Pass
		5200	7	30.329	/	Pass
		5240	7	27.989	/	Pass
		5260	7	27.755	/	Pass
		5300	7	27.815	/	Pass
		5320	7	27.771	/	Pass
		5500	7	30.344	/	Pass
		5580	7	27.233	/	Pass
		5700	7	28.381	/	Pass
		5720	7	29.904	/	Pass
802.11ac (VHT40)	SISO	5190	7	41.270	/	Pass
		5230	7	42.264	/	Pass
		5270	7	41.849	/	Pass
		5310	7	41.575	/	Pass

Unless otherwise agreed in writing, this document is issued by the Company subject to its General Conditions of Service printed overleaf, available on request or accessible at https://www.sgs.com/en/Terms-and-Conditions. Attention is drawn to the limitation of liability, indemnification and jurisdiction issues defined therein. Any holder of this document is advised that information contained hereon reflects the Company's findings at the time of its intervention only and within the limits of Client's instructions, if any. The Company's sole responsibility is to its Client and this document does not exonerate parties to a transaction from exercising all their rights and obligations under the transaction documents. This document cannot be reproduced except in full, without prior written approval of the Company. Any unauthorized alteration, forgery or falsification of the content or appearance of this document is unlawful and offenders may be prosecuted to the fullest extent of the law. Unless otherwise stated the results shown in this test report refer only to the sample(s) tested and such sample(s) are retained for 30 days only.
Attention: To check the authenticity of testing /inspection report & certificate, please contact us at telephone: (86-755) 8307 1443, or email: CN.Doccheck@sgs.com
No.1 Workshop, M-10, Middle Section, Science & Technology Park, Nanshan District, Shenzhen, Guangdong, China 518057 t (86-755) 26012053 f (86-755) 26710594 www.sgsgroup.com.cn
中国・广东・深圳市南山区科技园中区M-10栋1号厂房 邮编:518057 t (86-755) 26012053 f (86-755) 26710594 sgs.china@sgs.com
Member of the SGS Group (SGS SA)

		5510	7	41.878	/	Pass
		5550	7	49.573	/	Pass
		5670	7	41.808	/	Pass
		5710	7	42.051	/	Pass
802.11ac (VHT80)	SISO	5210	7	91.657	/	Pass
		5290	7	103.771	/	Pass
		5530	7	105.194	/	Pass
		5610	7	99.703	/	Pass
		5690	7	91.220	/	Pass

2.1.3 6dB BW

Mode	TX Type	Frequency (MHz)	ANT	6dB Bandwidth (MHz)		Verdict
				Result	Limit	
802.11a	SISO	5745	7	15.049	>=0.5	Pass
		5785	7	15.394	>=0.5	Pass
		5825	7	16.303	>=0.5	Pass
802.11n (HT20)	SISO	5745	7	16.942	>=0.5	Pass
		5785	7	16.306	>=0.5	Pass
		5825	7	15.484	>=0.5	Pass
802.11n (HT40)	SISO	5755	7	36.301	>=0.5	Pass
		5795	7	35.470	>=0.5	Pass
802.11ac (VHT20)	SISO	5745	7	17.273	>=0.5	Pass
		5785	7	17.065	>=0.5	Pass
		5825	7	14.966	>=0.5	Pass
802.11ac (VHT40)	SISO	5755	7	36.317	>=0.5	Pass
		5795	7	36.271	>=0.5	Pass
802.11ac (VHT80)	SISO	5775	7	75.159	>=0.5	Pass

Unless otherwise agreed in writing, this document is issued by the Company subject to its General Conditions of Service printed overleaf, available on request or accessible at https://www.sgs.com/en/Terms-and-Conditions. Attention is drawn to the limitation of liability, indemnification and jurisdiction issues defined therein. Any holder of this document is advised that information contained hereon reflects the Company's findings at the time of its intervention only and within the limits of Client's instructions, if any. The Company's sole responsibility is to its Client and this document does not exonerate parties to a transaction from exercising all their rights and obligations under the transaction documents. This document cannot be reproduced except in full, without prior written approval of the Company. Any unauthorized alteration, forgery or falsification of the content or appearance of this document is unlawful and offenders may be prosecuted to the fullest extent of the law. Unless otherwise stated the results shown in this test report refer only to the sample(s) tested and such sample(s) are retained for 30 days only.
Attention: To check the authenticity of testing /inspection report & certificate, please contact us at telephone: (86-755) 8307 1443, or email: CN.Doccheck@sgs.com
No.1 Workshop, M-10, Middle Section, Science & Technology Park, Nanshan District, Shenzhen, Guangdong, China 518057 t (86-755) 26012053 f (86-755) 26710594 www.sgsgroup.com.cn
中国・广东・深圳市南山区科技园中区M-10栋1号厂房 邮编:518057 t (86-755) 26012053 f (86-755) 26710594 sgs.china@sgs.com
Member of the SGS Group (SGS SA)

2.2 Test Graph

2.2.1 OBW

802.11a_LCH_5180MHz_Ant7_NTNV

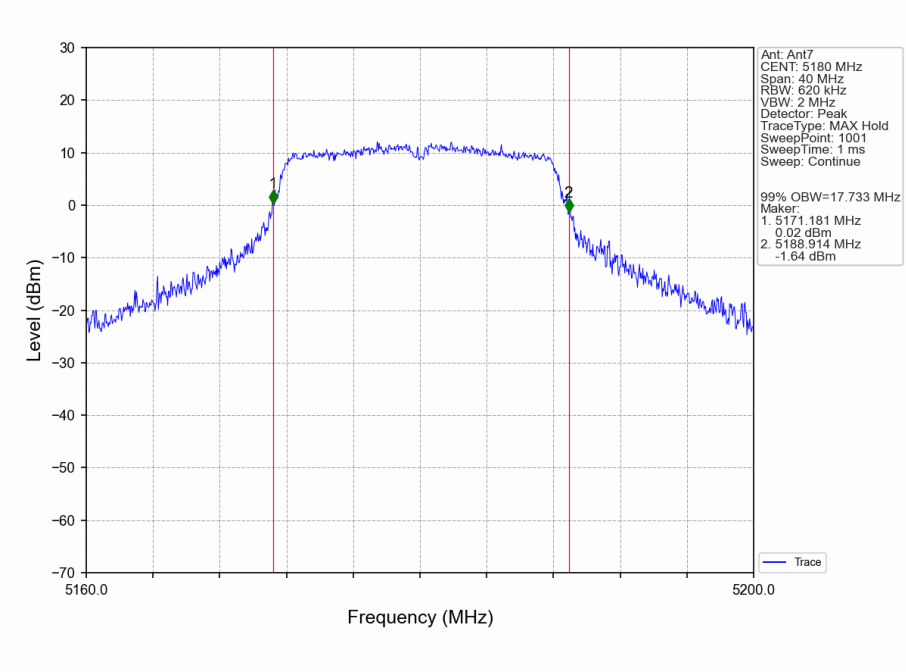

802.11a_MCH_5200MHz_Ant7_NTNV

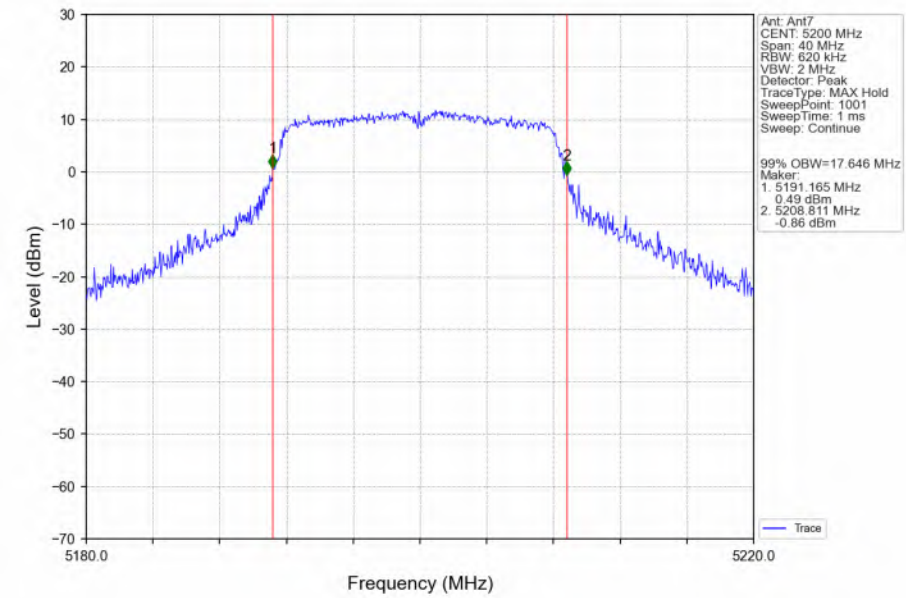

Unless otherwise agreed in writing, this document is issued by the Company subject to its General Conditions of Service printed overleaf, available on request or accessible at https://www.sgs.com/en/Terms-and-Conditions. Attention is drawn to the limitation of liability, indemnification and jurisdiction issues defined therein. Any holder of this document is advised that information contained hereon reflects the Company's findings at the time of its intervention only and within the limits of Client's instructions, if any. The Company's sole responsibility is to its Client and this document does not exonerate parties to a transaction from exercising all their rights and obligations under the transaction documents. This document cannot be reproduced except in full, without prior written approval of the Company. Any unauthorized alteration, forgery or falsification of the content or appearance of this document is unlawful and offenders may be prosecuted to the fullest extent of the law. Unless otherwise stated the results shown in this test report refer only to the sample(s) tested and such sample(s) are retained for 30 days only.
Attention: To check the authenticity of testing /inspection report & certificate, please contact us at telephone: (86-755) 8307 1443, or email: CN.Doccheck@sgs.com
No.1 Workshop, M-10, Middle Section, Science & Technology Park, Nanshan District, Shenzhen, Guangdong, China 518057 t (86-755) 26012053 f (86-755) 26710594 www.sgsgroup.com.cn
中国・广东・深圳市南山区科技园中区M-10栋1号厂房 邮编:518057 t (86-755) 26012053 f (86-755) 26710594 sgs.china@sgs.com
Member of the SGS Group (SGS SA)

802.11a_HCH_5240MHz_Ant7_NTNV

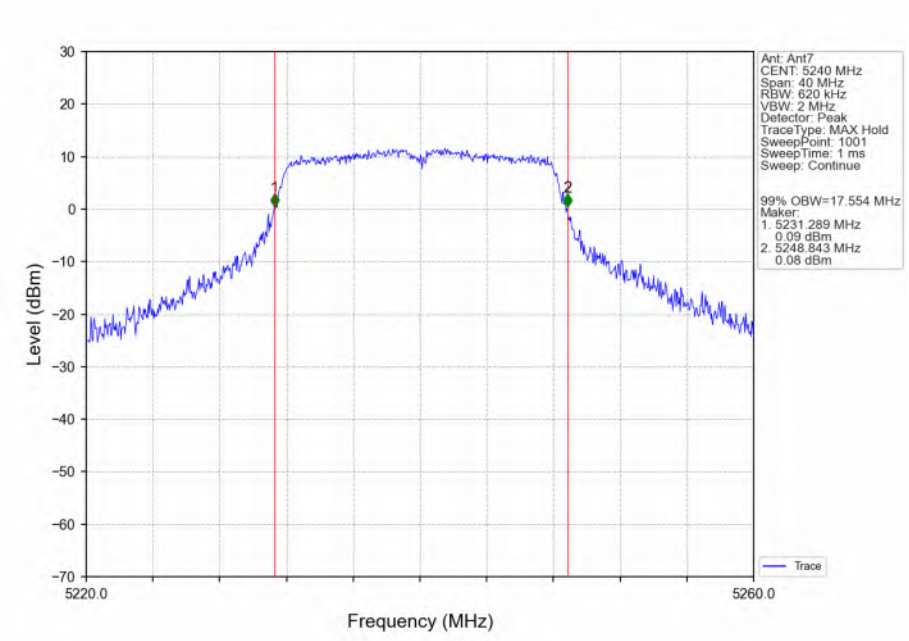

802.11a_LCH_5260MHz_Ant7_NTNV

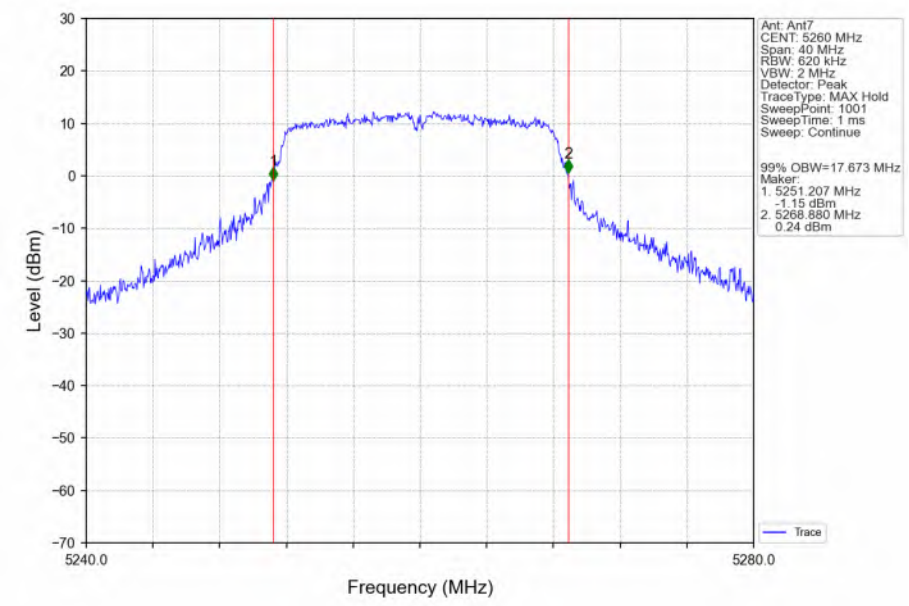

Unless otherwise agreed in writing, this document is issued by the Company subject to its General Conditions of Service printed overleaf, available on request or accessible at https://www.sgs.com/en/Terms-and-Conditions. Attention is drawn to the limitation of liability, indemnification and jurisdiction issues defined therein. Any holder of this document is advised that information contained hereon reflects the Company's findings at the time of its intervention only and within the limits of Client's instructions, if any. The Company's sole responsibility is to its Client and this document does not exonerate parties to a transaction from exercising all their rights and obligations under the transaction documents. This document cannot be reproduced except in full, without prior written approval of the Company. Any unauthorized alteration, forgery or falsification of the content or appearance of this document is unlawful and offenders may be prosecuted to the fullest extent of the law. Unless otherwise stated the results shown in this test report refer only to the sample(s) tested and such sample(s) are retained for 30 days only.
Attention: To check the authenticity of testing /inspection report & certificate, please contact us at telephone: (86-755) 8307 1443, or email: CN.Doccheck@sgs.com
No.1 Workshop, M-10, Middle Section, Science & Technology Park, Nanshan District, Shenzhen, Guangdong, China 518057 t (86-755) 26012053 f (86-755) 26710594 www.sgsgroup.com.cn
中国·广东·深圳市南山区科技园中区M-10栋1号厂房 邮编:518057 t (86-755) 26012053 f (86-755) 26710594 sgs.china@sgs.com
Member of the SGS Group (SGS SA)

802.11a_MCH_5300MHz_Ant7_NTNV

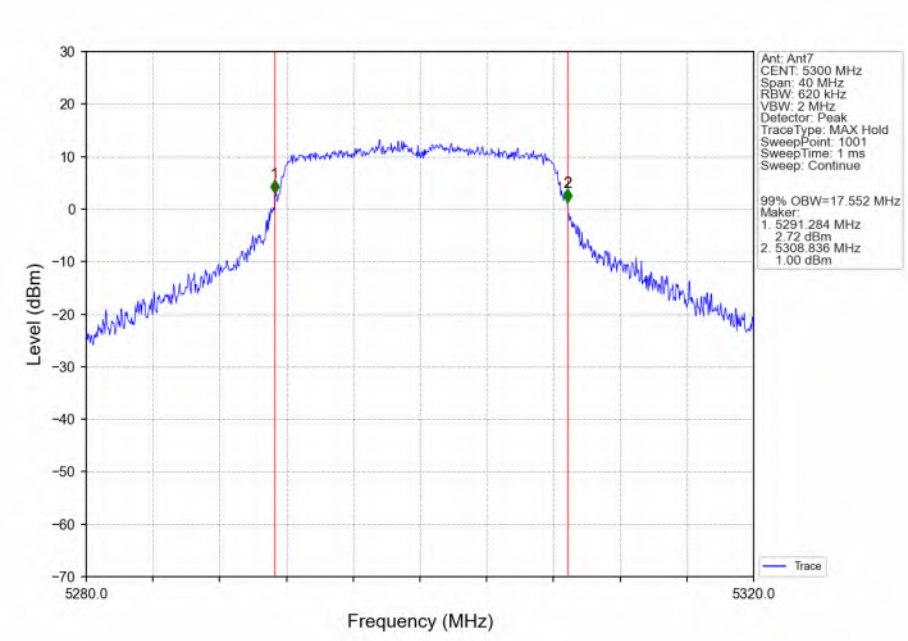

802.11a_HCH_5320MHz_Ant7_NTNV

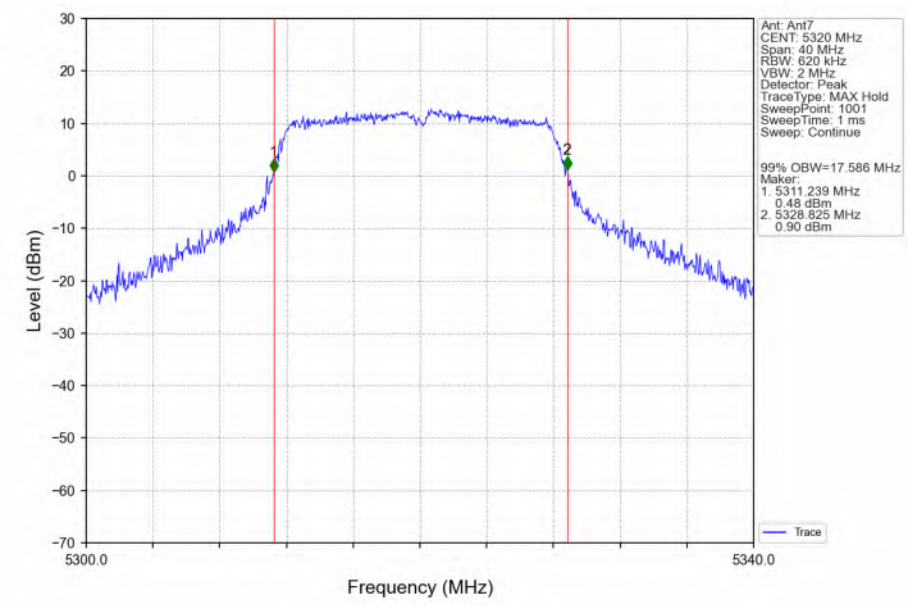

Unless otherwise agreed in writing, this document is issued by the Company subject to its General Conditions of Service printed overleaf, available on request or accessible at https://www.sgs.com/en/Terms-and-Conditions. Attention is drawn to the limitation of liability, indemnification and jurisdiction issues defined therein. Any holder of this document is advised that information contained hereon reflects the Company's findings at the time of its intervention only and within the limits of Client's instructions, if any. The Company's sole responsibility is to its Client and this document does not exonerate parties to a transaction from exercising all their rights and obligations under the transaction documents. This document cannot be reproduced except in full, without prior written approval of the Company. Any unauthorized alteration, forgery or falsification of the content or appearance of this document is unlawful and offenders may be prosecuted to the fullest extent of the law. Unless otherwise stated the results shown in this test report refer only to the sample(s) tested and such sample(s) are retained for 30 days only.
Attention: To check the authenticity of testing /inspection report & certificate, please contact us at telephone: (86-755) 8307 1443, or email: CN.Doccheck@sgs.com
SGS-CSTC Standards Technical Services Co.,Ltd. Shenzhen Branch
No.1 Workshop, M-10, Middle Section, Science & Technology Park, Nanshan District, Shenzhen, Guangdong, China 518057 t (86-755) 26012053 f (86-755) 26710594 www.sgsgroup.com.cn
中国・广东・深圳市南山区科技园中区M-10栋1号厂房 邮编:518057 t (86-755) 26012053 f (86-755) 26710594 sgs.china@sgs.com
Member of the SGS Group (SGS SA)

802.11a_LCH_5500MHz_Ant7_NTNV

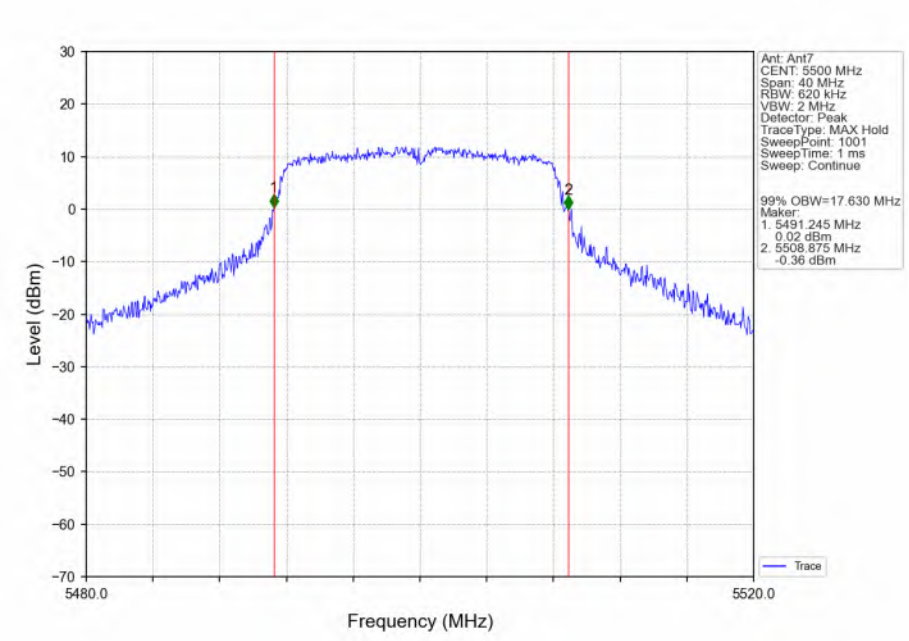

802.11a_MCH_5580MHz_Ant7_NTNV

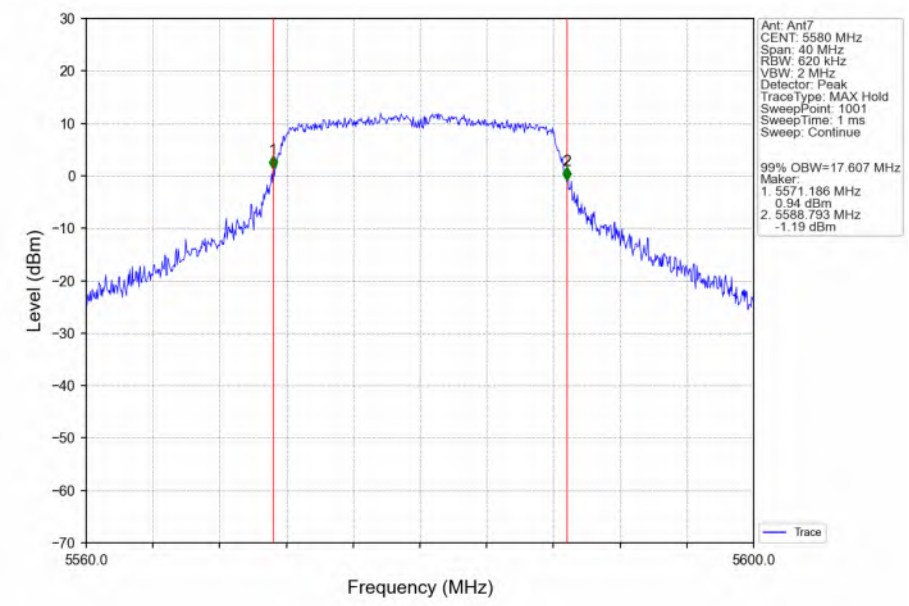

Unless otherwise agreed in writing, this document is issued by the Company subject to its General Conditions of Service printed overleaf, available on request or accessible at https://www.sgs.com/en/Terms-and-Conditions. Attention is drawn to the limitation of liability, indemnification and jurisdiction issues defined therein. Any holder of this document is advised that information contained hereon reflects the Company's findings at the time of its intervention only and within the limits of Client's instructions, if any. The Company's sole responsibility is to its Client and this document does not exonerate parties to a transaction from exercising all their rights and obligations under the transaction documents. This document cannot be reproduced except in full, without prior written approval of the Company. Any unauthorized alteration, forgery or falsification of the content or appearance of this document is unlawful and offenders may be prosecuted to the fullest extent of the law. Unless otherwise stated the results shown in this test report refer only to the sample(s) tested and such sample(s) are retained for 30 days only.
Attention: To check the authenticity of testing /inspection report & certificate, please contact us at telephone: (86-755) 8307 1443, or email: CN.Doccheck@sgs.com
No.1 Workshop, M-10, Middle Section, Science & Technology Park, Nanshan District, Shenzhen, Guangdong, China 518057 t (86-755) 26012053 f (86-755) 26710594 www.sgsgroup.com.cn
中国·广东·深圳市南山区科技园中区M-10栋1号厂房 邮编:518057 t (86-755) 26012053 f (86-755) 26710594 sgs.china@sgs.com
Member of the SGS Group (SGS SA)

802.11a_HCH_5700MHz_Ant7_NTNV

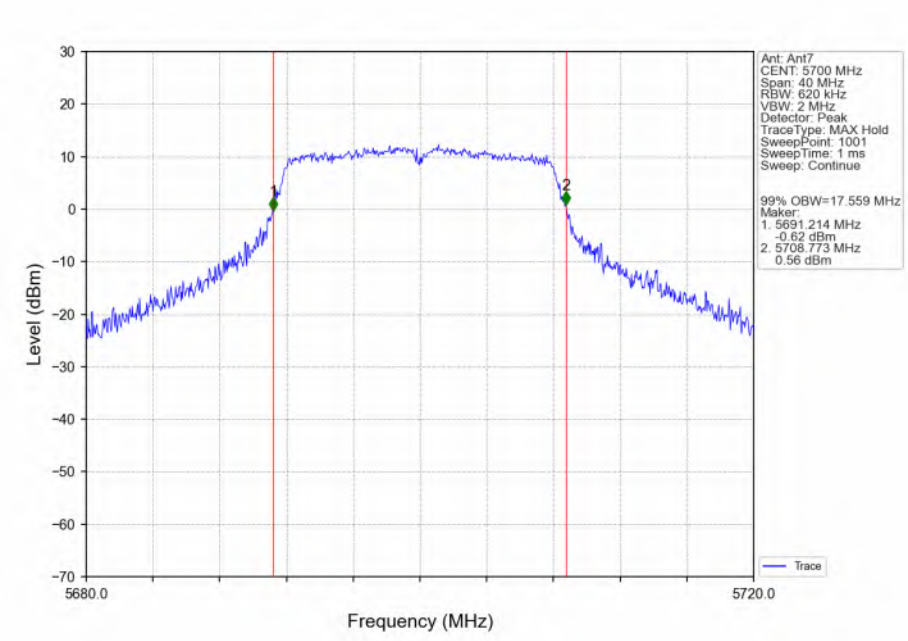

802.11a_LCH_5745MHz_Ant7_NTNV

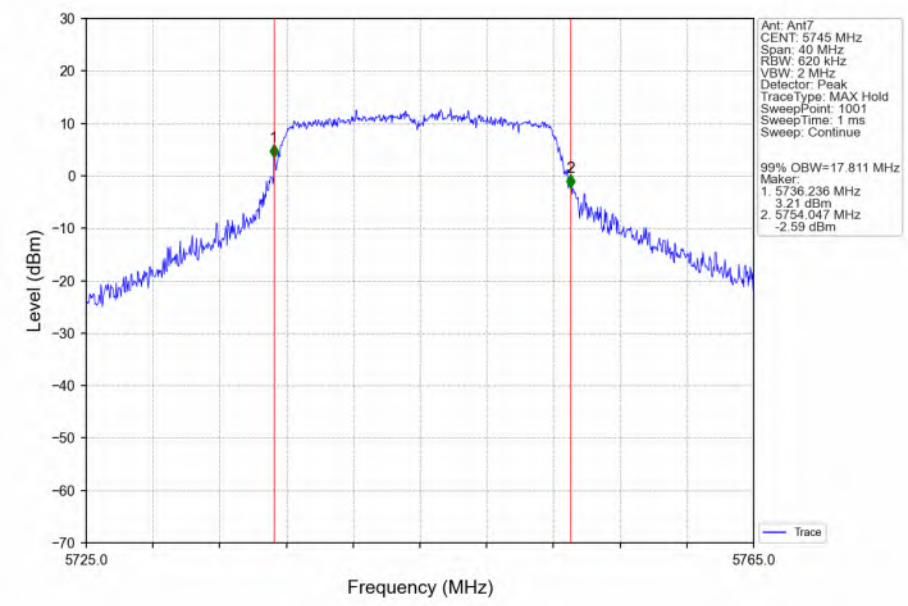

Unless otherwise agreed in writing, this document is issued by the Company subject to its General Conditions of Service printed overleaf, available on request or accessible at https://www.sgs.com/en/Terms-and-Conditions. Attention is drawn to the limitation of liability, indemnification and jurisdiction issues defined therein. Any holder of this document is advised that information contained hereon reflects the Company's findings at the time of its intervention only and within the limits of Client's instructions, if any. The Company's sole responsibility is to its Client and this document does not exonerate parties to a transaction from exercising all their rights and obligations under the transaction documents. This document cannot be reproduced except in full, without prior written approval of the Company. Any unauthorized alteration, forgery or falsification of the content or appearance of this document is unlawful and offenders may be prosecuted to the fullest extent of the law. Unless otherwise stated the results shown in this test report refer only to the sample(s) tested and such sample(s) are retained for 30 days only.
Attention: To check the authenticity of testing /inspection report & certificate, please contact us at telephone: (86-755) 8307 1443, or email: CN.Doccheck@sgs.com
No.1 Workshop, M-10, Middle Section, Science & Technology Park, Nanshan District, Shenzhen, Guangdong, China 518057 t (86-755) 26012053 f (86-755) 26710594 www.sgsgroup.com.cn
中国·广东·深圳市南山区科技园中区M-10栋1号厂房 邮编:518057 t (86-755) 26012053 f (86-755) 26710594 sgs.china@sgs.com
Member of the SGS Group (SGS SA)

802.11a_MCH_5785MHz_Ant7_NTNV

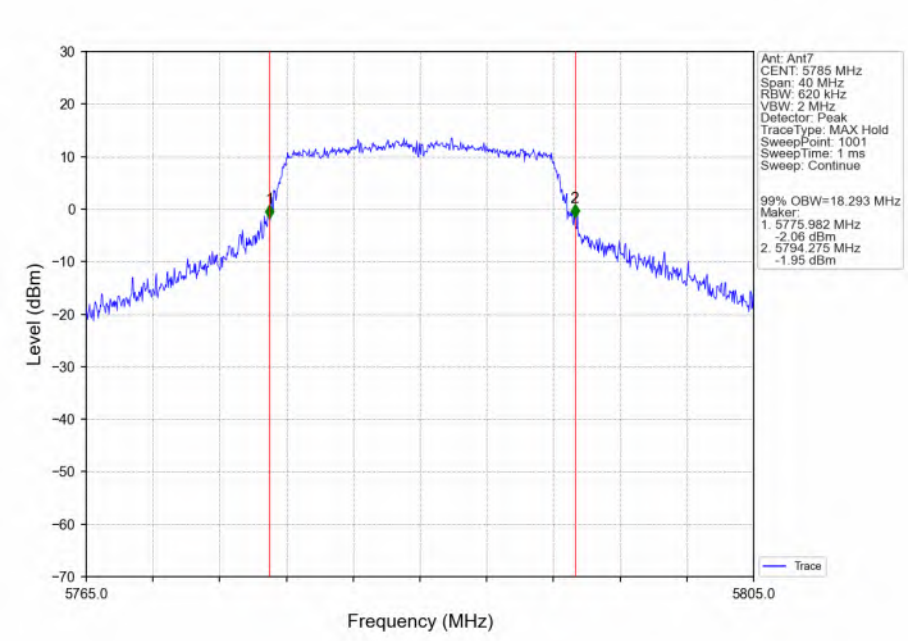

802.11a_HCH_5825MHz_Ant7_NTNV

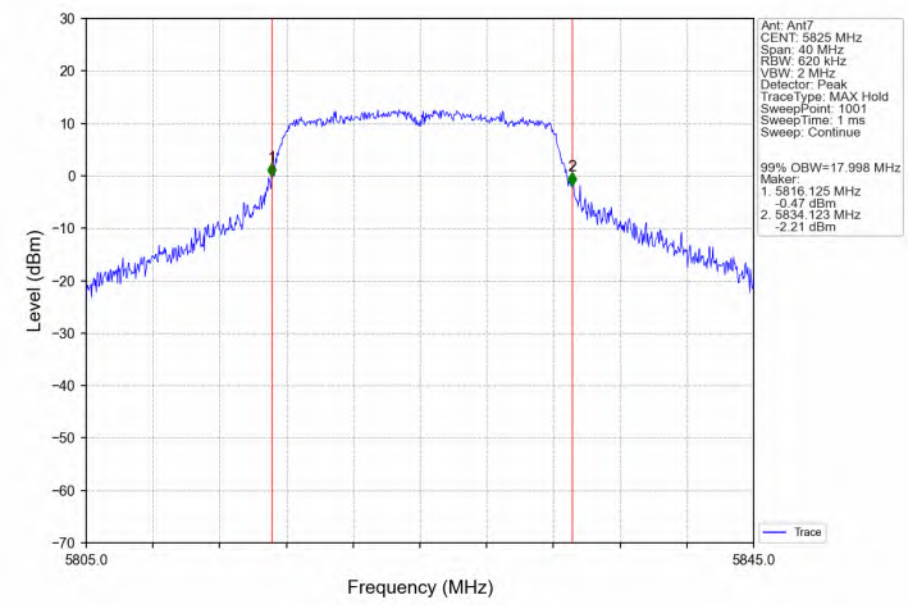

Unless otherwise agreed in writing, this document is issued by the Company subject to its General Conditions of Service printed overleaf, available on request or accessible at https://www.sgs.com/en/Terms-and-Conditions. Attention is drawn to the limitation of liability, indemnification and jurisdiction issues defined therein. Any holder of this document is advised that information contained hereon reflects the Company's findings at the time of its intervention only and within the limits of Client's instructions, if any. The Company's sole responsibility is to its Client and this document does not exonerate parties to a transaction from exercising all their rights and obligations under the transaction documents. This document cannot be reproduced except in full, without prior written approval of the Company. Any unauthorized alteration, forgery or falsification of the content or appearance of this document is unlawful and offenders may be prosecuted to the fullest extent of the law. Unless otherwise stated the results shown in this test report refer only to the sample(s) tested and such sample(s) are retained for 30 days only.
Attention: To check the authenticity of testing /inspection report & certificate, please contact us at telephone: (86-755) 8307 1443, or email: CN.Doccheck@sgs.com
No.1 Workshop, M-10, Middle Section, Science & Technology Park, Nanshan District, Shenzhen, Guangdong, China 518057 t (86-755) 26012053 f (86-755) 26710594 www.sgsgroup.com.cn
中国·广东·深圳市南山区科技园中区M-10栋1号厂房 邮编:518057 t (86-755) 26012053 f (86-755) 26710594 sgs.china@sgs.com
Member of the SGS Group (SGS SA)

802.11a_HCH_5720MHz_Ant7_NTNV

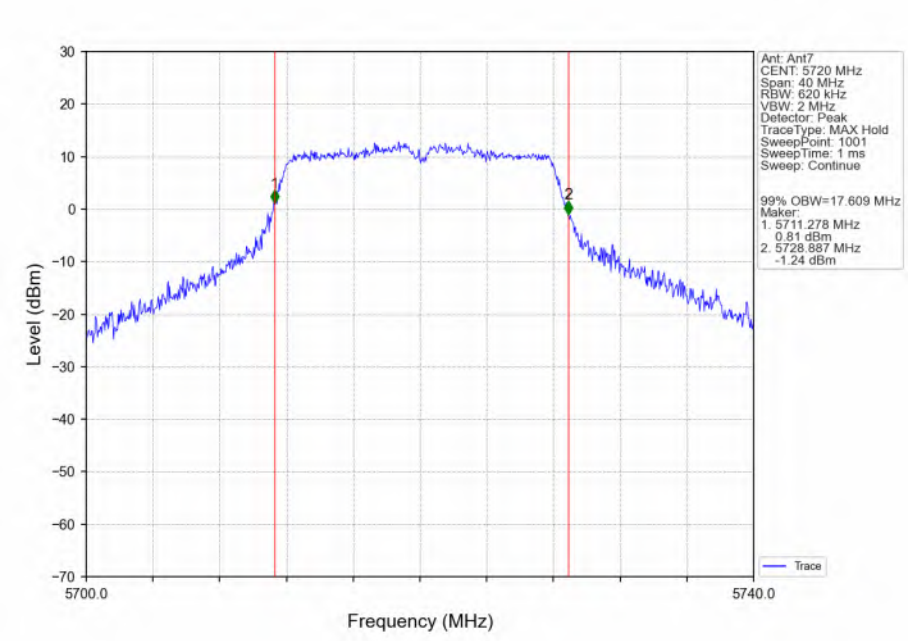

802.11n(HT20)_LCH_5180MHz_Ant7_NTNV

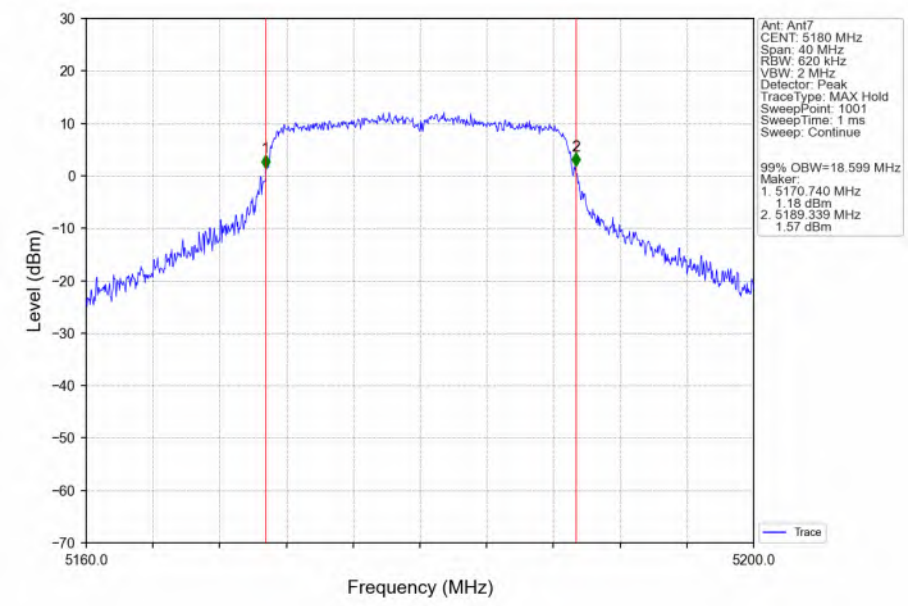

Unless otherwise agreed in writing, this document is issued by the Company subject to its General Conditions of Service printed overleaf, available on request or accessible at https://www.sgs.com/en/Terms-and-Conditions. Attention is drawn to the limitation of liability, indemnification and jurisdiction issues defined therein. Any holder of this document is advised that information contained hereon reflects the Company's findings at the time of its intervention only and within the limits of Client's instructions, if any. The Company's sole responsibility is to its Client and this document does not exonerate parties to a transaction from exercising all their rights and obligations under the transaction documents. This document cannot be reproduced except in full, without prior written approval of the Company. Any unauthorized alteration, forgery or falsification of the content or appearance of this document is unlawful and offenders may be prosecuted to the fullest extent of the law. Unless otherwise stated the results shown in this test report refer only to the sample(s) tested and such sample(s) are retained for 30 days only.
Attention: To check the authenticity of testing /inspection report & certificate, please contact us at telephone: (86-755) 8307 1443, or email: CN.Doccheck@sgs.com
SGS-CSTC Standards Technical Services Co.,Ltd. Shenzhen Branch
No.1 Workshop, M-10, Middle Section, Science & Technology Park, Nanshan District, Shenzhen, Guangdong, China 518057 t (86-755) 26012053 f (86-755) 26710594 www.sgsgroup.com.cn
中国・广东・深圳市南山区科技园中区M-10栋1号厂房 邮编:518057 t (86-755) 26012053 f (86-755) 26710594 sgs.china@sgs.com
Member of the SGS Group (SGS SA)

802.11n(HT20)_MCH_5200MHz_Ant7_NTNV

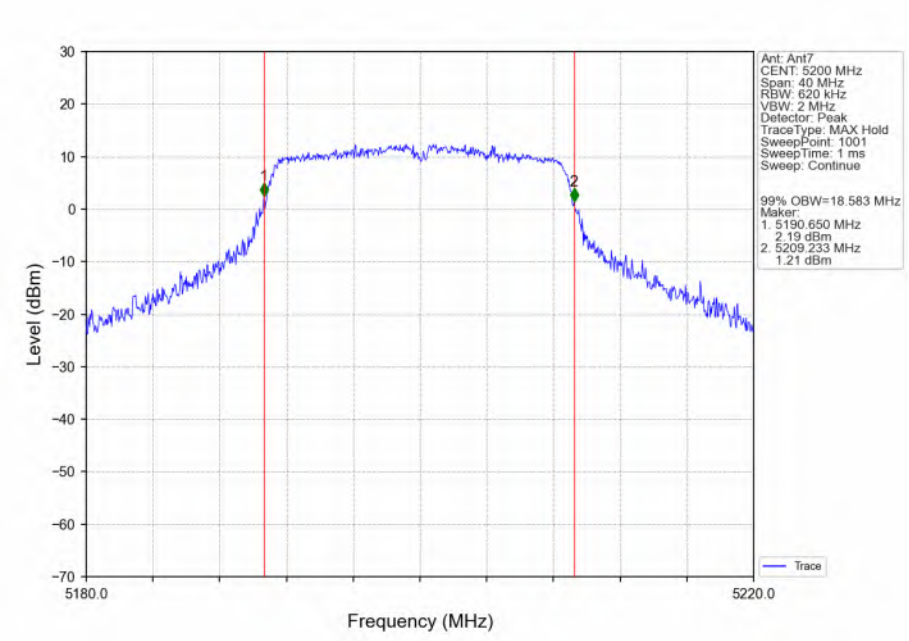

802.11n(HT20)_HCH_5240MHz_Ant7_NTNV

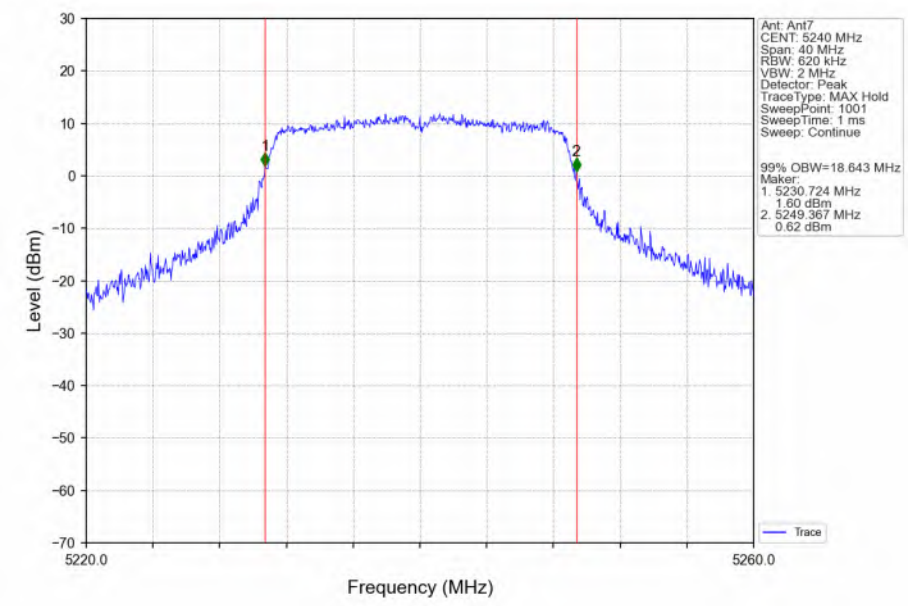

Unless otherwise agreed in writing, this document is issued by the Company subject to its General Conditions of Service printed overleaf, available on request or accessible at https://www.sgs.com/en/Terms-and-Conditions. Attention is drawn to the limitation of liability, indemnification and jurisdiction issues defined therein. Any holder of this document is advised that information contained hereon reflects the Company's findings at the time of its intervention only and within the limits of Client's instructions, if any. The Company's sole responsibility is to its Client and this document does not exonerate parties to a transaction from exercising all their rights and obligations under the transaction documents. This document cannot be reproduced except in full, without prior written approval of the Company. Any unauthorized alteration, forgery or falsification of the content or appearance of this document is unlawful and offenders may be prosecuted to the fullest extent of the law. Unless otherwise stated the results shown in this test report refer only to the sample(s) tested and such sample(s) are retained for 30 days only.
Attention: To check the authenticity of testing /inspection report & certificate, please contact us at telephone: (86-755) 8307 1443, or email: CN.Doccheck@sgs.com
SGS-CSTC Standards Technical Services Co.,Ltd. Shenzhen Branch
No.1 Workshop, M-10, Middle Section, Science & Technology Park, Nanshan District, Shenzhen, Guangdong, China 518057 t (86-755) 26012053 f (86-755) 26710594 www.sgsgroup.com.cn
中国・广东・深圳市南山区科技园中区M-10栋1号厂房 邮编:518057 t (86-755) 26012053 f (86-755) 26710594 sgs.china@sgs.com
Member of the SGS Group (SGS SA)

802.11n(HT20)_LCH_5260MHz_Ant7_NTNV

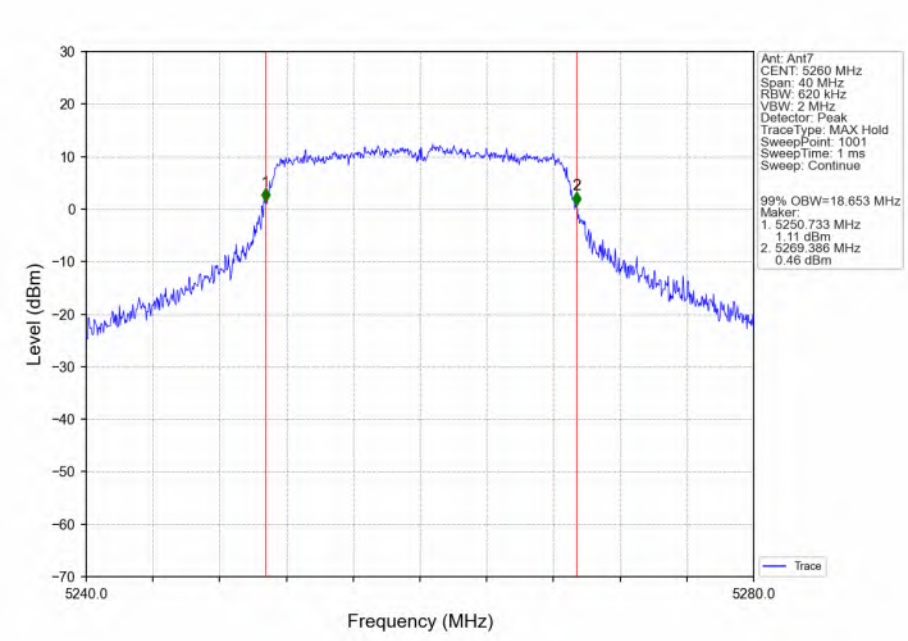

802.11n(HT20)_MCH_5300MHz_Ant7_NTNV

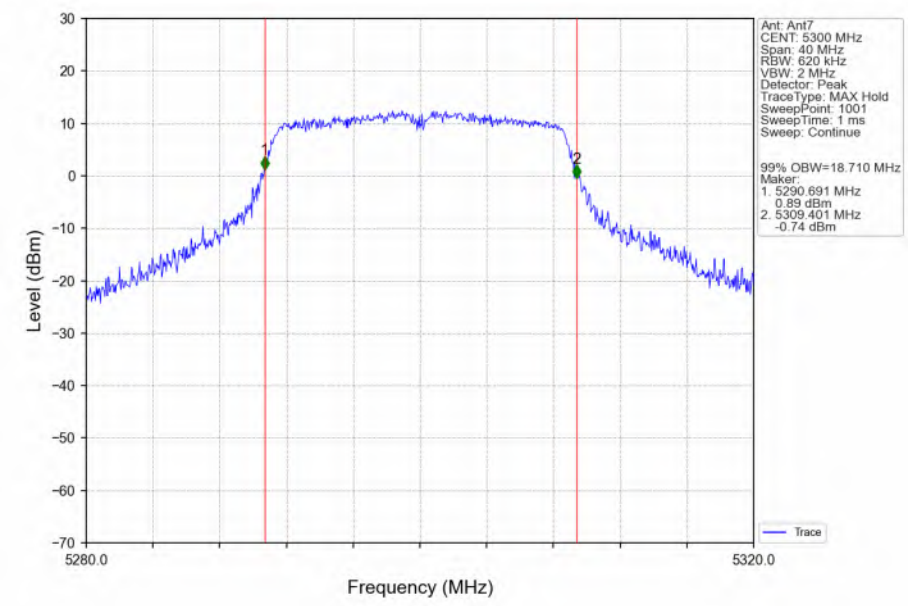

Unless otherwise agreed in writing, this document is issued by the Company subject to its General Conditions of Service printed overleaf, available on request or accessible at https://www.sgs.com/en/Terms-and-Conditions. Attention is drawn to the limitation of liability, indemnification and jurisdiction issues defined therein. Any holder of this document is advised that information contained hereon reflects the Company's findings at the time of its intervention only and within the limits of Client's instructions, if any. The Company's sole responsibility is to its Client and this document does not exonerate parties to a transaction from exercising all their rights and obligations under the transaction documents. This document cannot be reproduced except in full, without prior written approval of the Company. Any unauthorized alteration, forgery or falsification of the content or appearance of this document is unlawful and offenders may be prosecuted to the fullest extent of the law. Unless otherwise stated the results shown in this test report refer only to the sample(s) tested and such sample(s) are retained for 30 days only.
Attention: To check the authenticity of testing /inspection report & certificate, please contact us at telephone: (86-755) 8307 1443, or email: CN.Doccheck@sgs.com
No.1 Workshop, M-10, Middle Section, Science & Technology Park, Nanshan District, Shenzhen, Guangdong, China 518057 t (86-755) 26012053 f (86-755) 26710594 www.sgsgroup.com.cn
中国·广东·深圳市南山区科技园中区M-10栋1号厂房 邮编:518057 t (86-755) 26012053 f (86-755) 26710594 sgs.china@sgs.com
Member of the SGS Group (SGS SA)

802.11n(HT20)_HCH_5320MHz_Ant7_NTNV

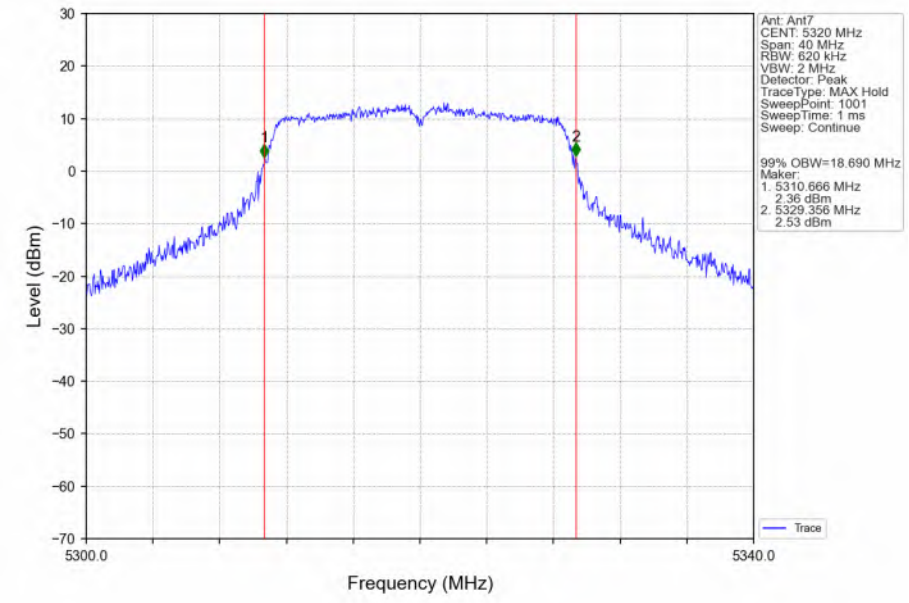

802.11n(HT20)_LCH_5500MHz_Ant7_NTNV

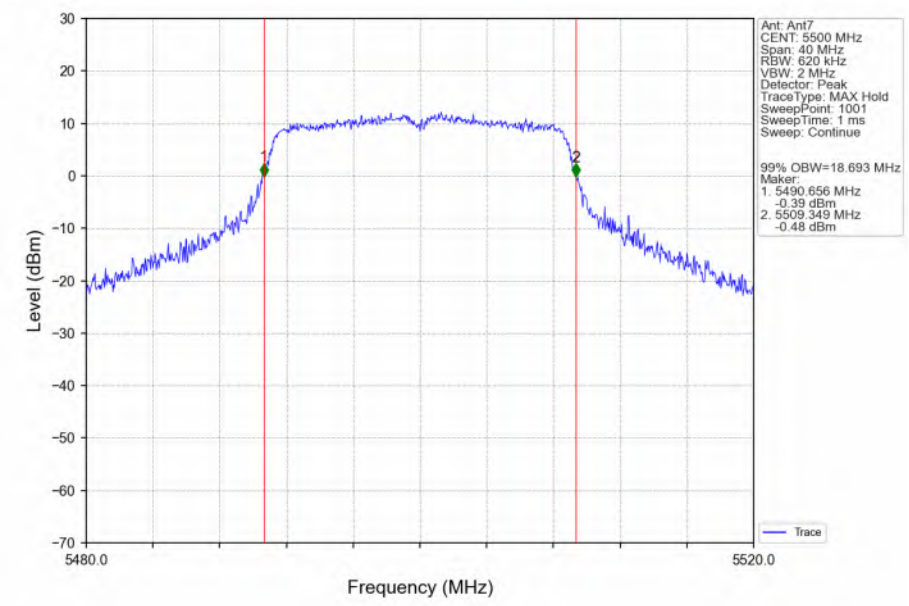

Unless otherwise agreed in writing, this document is issued by the Company subject to its General Conditions of Service printed overleaf, available on request or accessible at https://www.sgs.com/en/Terms-and-Conditions. Attention is drawn to the limitation of liability, indemnification and jurisdiction issues defined therein. Any holder of this document is advised that information contained hereon reflects the Company's findings at the time of its intervention only and within the limits of Client's instructions, if any. The Company's sole responsibility is to its Client and this document does not exonerate parties to a transaction from exercising all their rights and obligations under the transaction documents. This document cannot be reproduced except in full, without prior written approval of the Company. Any unauthorized alteration, forgery or falsification of the content or appearance of this document is unlawful and offenders may be prosecuted to the fullest extent of the law. Unless otherwise stated the results shown in this test report refer only to the sample(s) tested and such sample(s) are retained for 30 days only.
Attention: To check the authenticity of testing /inspection report & certificate, please contact us at telephone: (86-755) 8307 1443, or email: CN.Doccheck@sgs.com
No.1 Workshop, M-10, Middle Section, Science & Technology Park, Nanshan District, Shenzhen, Guangdong, China 518057 t (86-755) 26012053 f (86-755) 26710594 www.sgsgroup.com.cn
中国·广东·深圳市南山区科技园中区M-10栋1号厂房 邮编:518057 t (86-755) 26012053 f (86-755) 26710594 sgs.china@sgs.com
Member of the SGS Group (SGS SA)

802.11n(HT20)_MCH_5580MHz_Ant7_NTNV

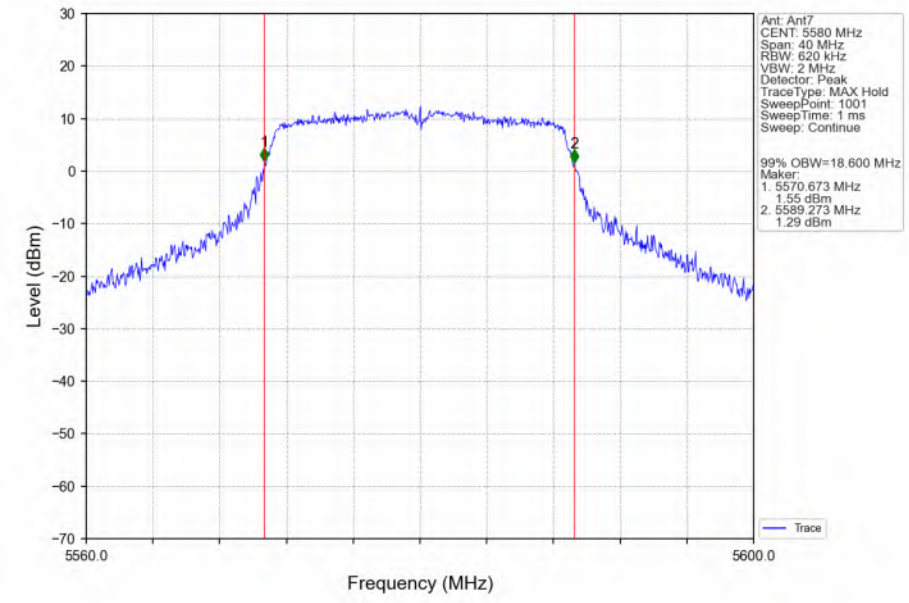

802.11n(HT20)_HCH_5700MHz_Ant7_NTNV

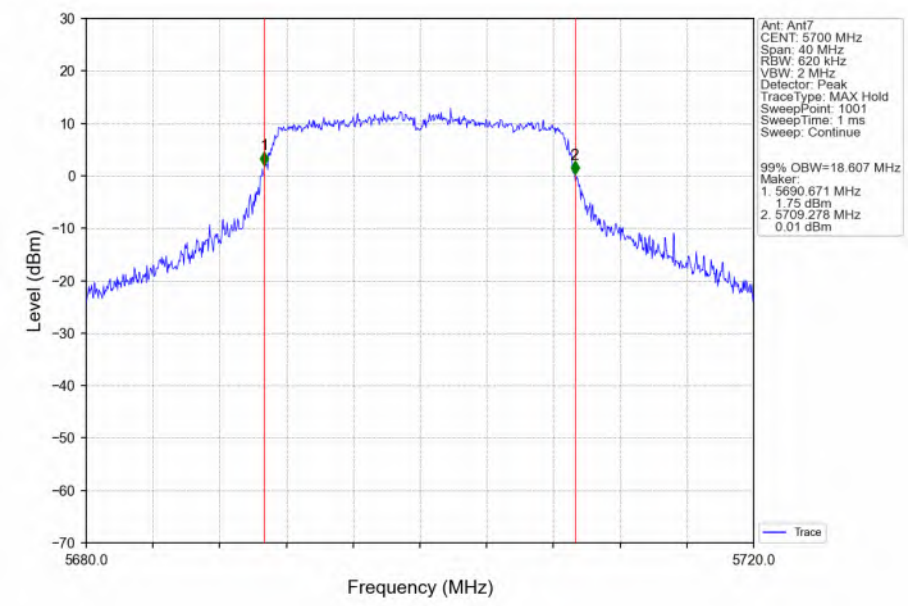

Unless otherwise agreed in writing, this document is issued by the Company subject to its General Conditions of Service printed overleaf, available on request or accessible at https://www.sgs.com/en/Terms-and-Conditions. Attention is drawn to the limitation of liability, indemnification and jurisdiction issues defined therein. Any holder of this document is advised that information contained hereon reflects the Company's findings at the time of its intervention only and within the limits of Client's instructions, if any. The Company's sole responsibility is to its Client and this document does not exonerate parties to a transaction from exercising all their rights and obligations under the transaction documents. This document cannot be reproduced except in full, without prior written approval of the Company. Any unauthorized alteration, forgery or falsification of the content or appearance of this document is unlawful and offenders may be prosecuted to the fullest extent of the law. Unless otherwise stated the results shown in this test report refer only to the sample(s) tested and such sample(s) are retained for 30 days only.
Attention: To check the authenticity of testing /inspection report & certificate, please contact us at telephone: (86-755) 8307 1443, or email: CN.Doccheck@sgs.com
No.1 Workshop, M-10, Middle Section, Science & Technology Park, Nanshan District, Shenzhen, Guangdong, China 518057 t (86-755) 26012053 f (86-755) 26710594 www.sgsgroup.com.cn
中国·广东·深圳市南山区科技园中区M-10栋1号厂房 邮编:518057 t (86-755) 26012053 f (86-755) 26710594 sgs.china@sgs.com
Member of the SGS Group (SGS SA)

802.11n(HT20)_LCH_5745MHz_Ant7_NTNV

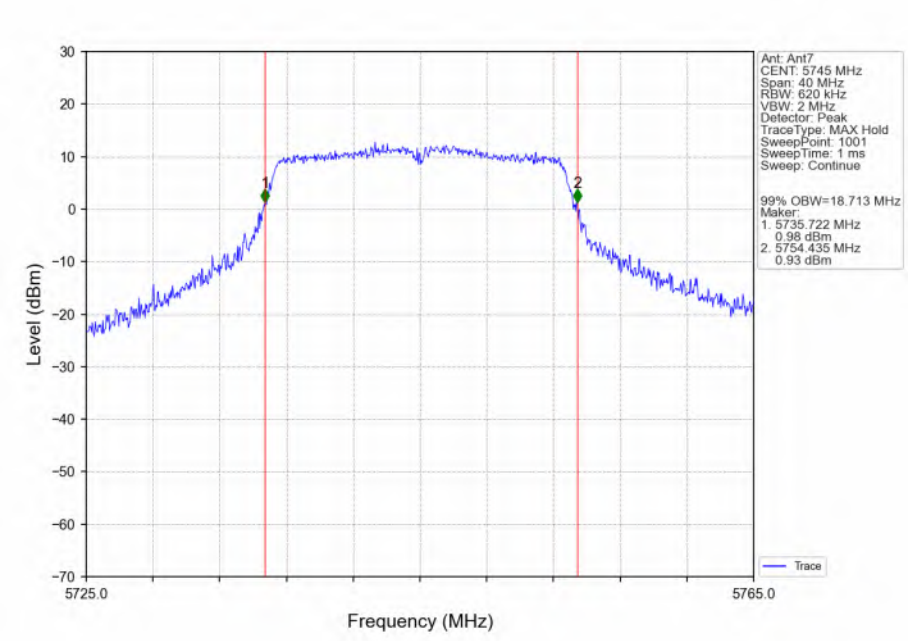

802.11n(HT20)_MCH_5785MHz_Ant7_NTNV

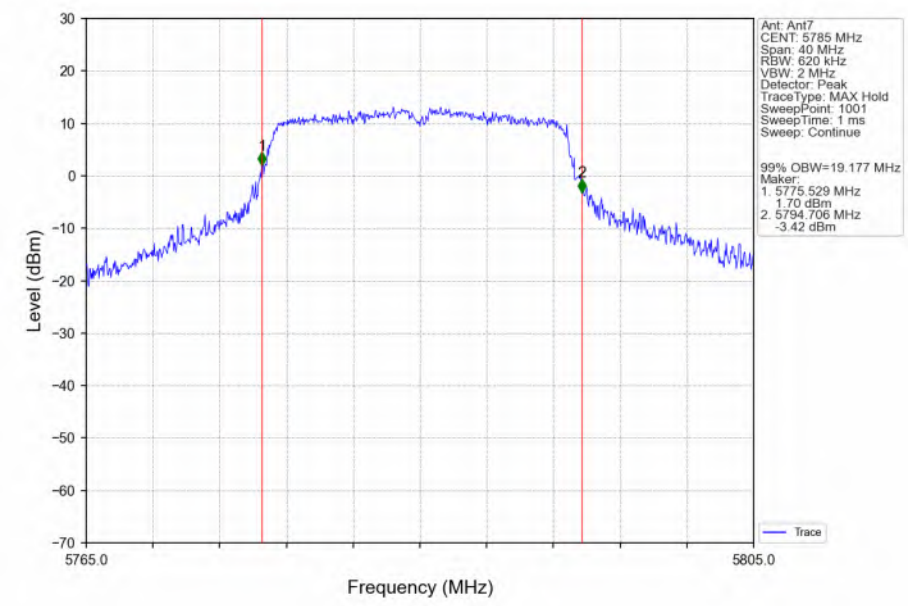

Unless otherwise agreed in writing, this document is issued by the Company subject to its General Conditions of Service printed overleaf, available on request or accessible at https://www.sgs.com/en/Terms-and-Conditions. Attention is drawn to the limitation of liability, indemnification and jurisdiction issues defined therein. Any holder of this document is advised that information contained hereon reflects the Company's findings at the time of its intervention only and within the limits of Client's instructions, if any. The Company's sole responsibility is to its Client and this document does not exonerate parties to a transaction from exercising all their rights and obligations under the transaction documents. This document cannot be reproduced except in full, without prior written approval of the Company. Any unauthorized alteration, forgery or falsification of the content or appearance of this document is unlawful and offenders may be prosecuted to the fullest extent of the law. Unless otherwise stated the results shown in this test report refer only to the sample(s) tested and such sample(s) are retained for 30 days only.
Attention: To check the authenticity of testing /inspection report & certificate, please contact us at telephone: (86-755) 8307 1443, or email: CN.Doccheck@sgs.com
No.1 Workshop, M-10, Middle Section, Science & Technology Park, Nanshan District, Shenzhen, Guangdong, China 518057 t (86-755) 26012053 f (86-755) 26710594 www.sgsgroup.com.cn
中国·广东·深圳市南山区科技园中区M-10栋1号厂房 邮编:518057 t (86-755) 26012053 f (86-755) 26710594 sgs.china@sgs.com
Member of the SGS Group (SGS SA)

802.11n(HT20)_HCH_5825MHz_Ant7_NTNV

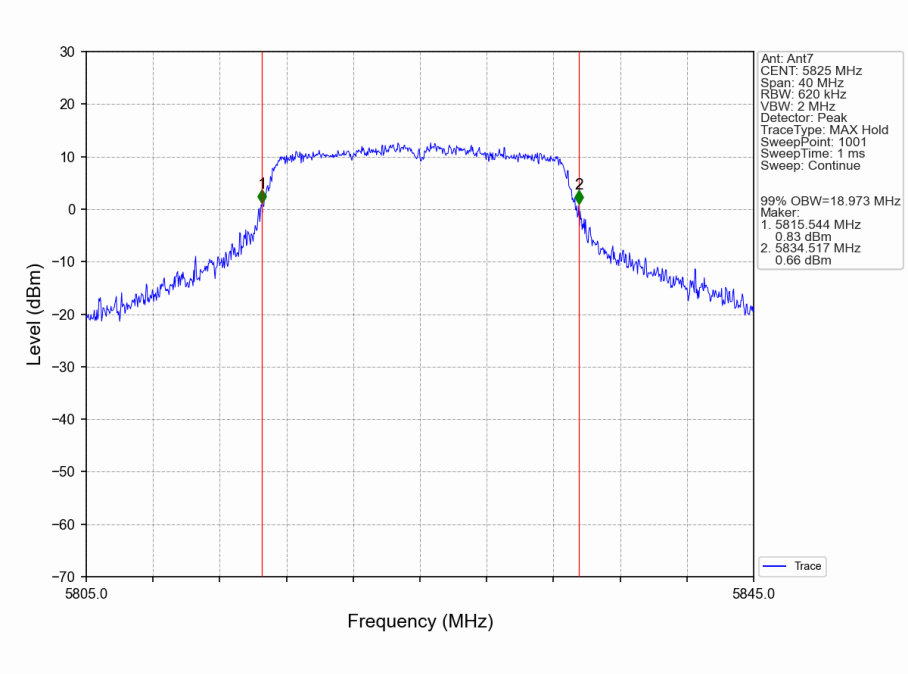

802.11n(HT20)_HCH_5720MHz_Ant7_NTNV

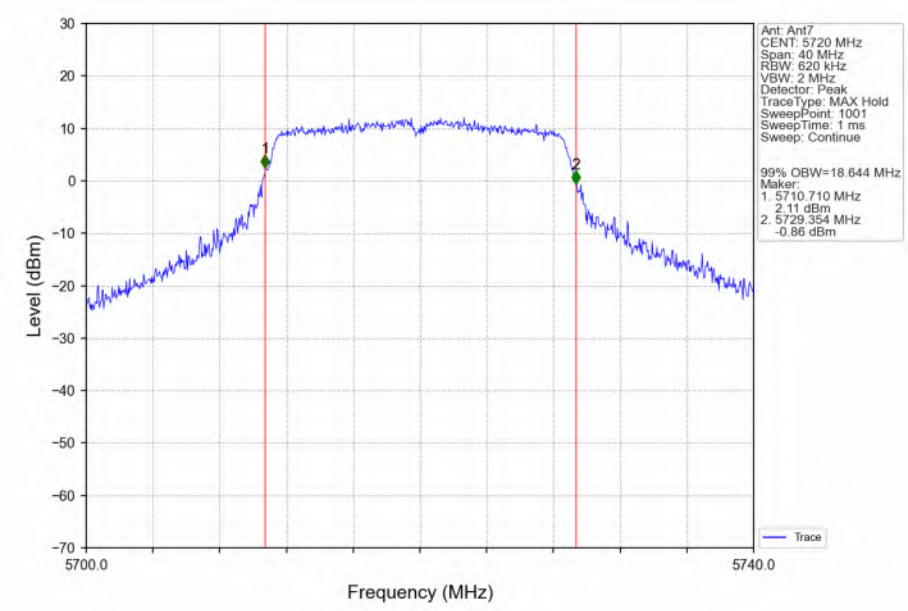

Unless otherwise agreed in writing, this document is issued by the Company subject to its General Conditions of Service printed overleaf, available on request or accessible at https://www.sgs.com/en/Terms-and-Conditions. Attention is drawn to the limitation of liability, indemnification and jurisdiction issues defined therein. Any holder of this document is advised that information contained hereon reflects the Company's findings at the time of its intervention only and within the limits of Client's instructions, if any. The Company's sole responsibility is to its Client and this document does not exonerate parties to a transaction from exercising all their rights and obligations under the transaction documents. This document cannot be reproduced except in full, without prior written approval of the Company. Any unauthorized alteration, forgery or falsification of the content or appearance of this document is unlawful and offenders may be prosecuted to the fullest extent of the law. Unless otherwise stated the results shown in this test report refer only to the sample(s) tested and such sample(s) are retained for 30 days only.
Attention: To check the authenticity of testing /inspection report & certificate, please contact us at telephone: (86-755) 8307 1443, or email: CN.Doccheck@sgs.com
No.1 Workshop, M-10, Middle Section, Science & Technology Park, Nanshan District, Shenzhen, Guangdong, China 518057 t (86-755) 26012053 f (86-755) 26710594 www.sgsgroup.com.cn
中国·广东·深圳市南山区科技园中区M-10栋1号厂房 邮编:518057 t (86-755) 26012053 f (86-755) 26710594 sgs.china@sgs.com
Member of the SGS Group (SGS SA)

802.11n(HT40)_LCH_5190MHz_Ant7_NTNV

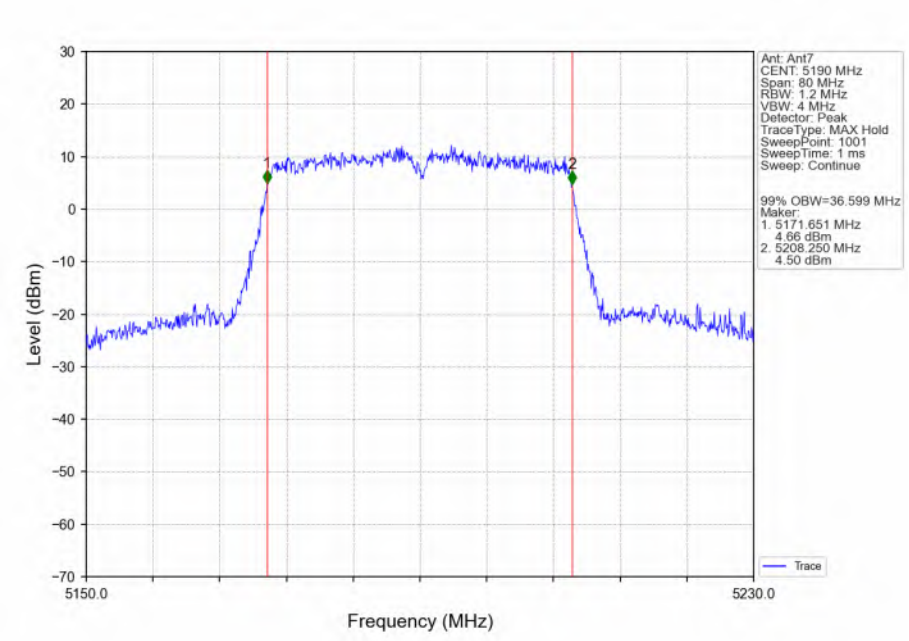

802.11n(HT40)_HCH_5230MHz_Ant7_NTNV

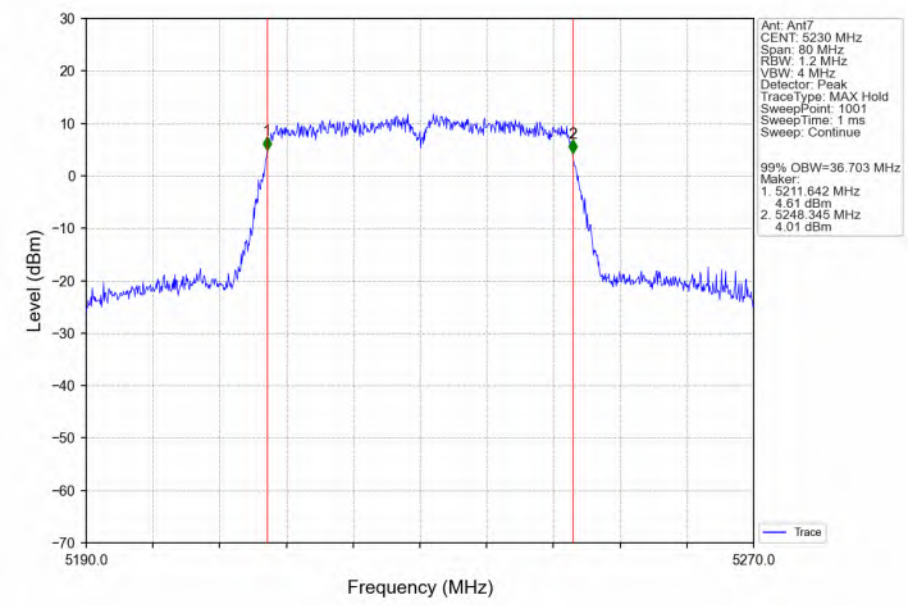

Unless otherwise agreed in writing, this document is issued by the Company subject to its General Conditions of Service printed overleaf, available on request or accessible at https://www.sgs.com/en/Terms-and-Conditions. Attention is drawn to the limitation of liability, indemnification and jurisdiction issues defined therein. Any holder of this document is advised that information contained hereon reflects the Company's findings at the time of its intervention only and within the limits of Client's instructions, if any. The Company's sole responsibility is to its Client and this document does not exonerate parties to a transaction from exercising all their rights and obligations under the transaction documents. This document cannot be reproduced except in full, without prior written approval of the Company. Any unauthorized alteration, forgery or falsification of the content or appearance of this document is unlawful and offenders may be prosecuted to the fullest extent of the law. Unless otherwise stated the results shown in this test report refer only to the sample(s) tested and such sample(s) are retained for 30 days only.
Attention: To check the authenticity of testing /inspection report & certificate, please contact us at telephone: (86-755) 8307 1443, or email: CN.Doccheck@sgs.com
SGS-CSTC Standards Technical Services Co.,Ltd. Shenzhen Branch
No.1 Workshop, M-10, Middle Section, Science & Technology Park, Nanshan District, Shenzhen, Guangdong, China 518057 t (86-755) 26012053 f (86-755) 26710594 www.sgsgroup.com.cn
中国・广东・深圳市南山区科技园中区M-10栋1号厂房 邮编:518057 t (86-755) 26012053 f (86-755) 26710594 sgs.china@sgs.com
Member of the SGS Group (SGS SA)