Appendix B. Plots of High SAR Measurement

The plots are shown as follows.

Test Laboratory: Sporton International Inc. SAR/HAC Testing Lab Date: 2015.03.30

#01_GSM850_GPRS (4 Tx slots)_Left Cheek_Ch251

Communication System: GPRS/EDGE (4 Tx slots) (0); Frequency: 848.8 MHz;Duty Cycle: 1:2.08
Medium: HSL_835_150330 Medium parameters used: f = 848.8 MHz; σ = 0.897 mho/m; ε_r = 40.886; ρ = 1000 kg/m^3
Ambient Temperature：23.8 ℃; Liquid Temperature：22.8 ℃

DASY5 Configuration:
- Probe: EX3DV4 - SN3857; ConvF(9.41, 9.41, 9.41); Calibrated: 2014.05.23
- Sensor-Surface: 2mm (Mechanical Surface Detection)
- Electronics: DAE4 Sn1210; Calibrated: 2014.05.19
- Phantom: SAM1; Type: SAM; Serial: TP-1479
- Measurement SW: DASY52, Version 52.8 (8); SEMCAD X Version 14.4.5 (3634)

Ch251/Area Scan (71x131x1): Measurement grid: dx=15mm, dy=15mm
Maximum value of SAR (interpolated) = 1.257 mW/g

Ch251/Zoom Scan (5x5x7)/Cube 0: Measurement grid: dx=8mm, dy=8mm, dz=5mm
Reference Value = 23.146 V/m; Power Drift = 0.03 dB
Peak SAR (extrapolated) = 1.997 W/kg
SAR(1 g) = 0.896 mW/g; SAR(10 g) = 0.514 mW/g
Maximum value of SAR (measured) = 1.386 mW/g



0 dB = 1.390mW/g

Test Laboratory: Sporton International Inc. SAR/HAC Testing Lab Date: 2015.04.05

#02_GSM1900_GPRS(4 Tx slots)_Left Tilted_Ch810

Communication System: GPRS/EDGE (4 Tx slots) (0); Frequency: 1909.8 MHz;Duty Cycle: 1:2.08
Medium: HSL_1900_150405 Medium parameters used: f = 1909.8 MHz; σ = 1.435 mho/m; ε_r = 39.029; ρ = 1000 kg/m^3
Ambient Temperature：23.8 ℃; Liquid Temperature：22.6 ℃

DASY5 Configuration:
- Probe: EX3DV4 - SN3857; ConvF(8.4, 8.4, 8.4); Calibrated: 2014.05.23
- Sensor-Surface: 2mm (Mechanical Surface Detection)
- Electronics: DAE4 Sn1210; Calibrated: 2014.05.19
- Phantom: SAM1; Type: SAM; Serial: TP-1479
- Measurement SW: DASY52, Version 52.8 (8); SEMCAD X Version 14.4.5 (3634)

Ch810/Area Scan (71x121x1): Measurement grid: dx=15mm, dy=15mm
Maximum value of SAR (interpolated) = 1.299 mW/g

Ch810/Zoom Scan (5x5x7)/Cube 0: Measurement grid: dx=8mm, dy=8mm, dz=5mm
Reference Value = 16.076 V/m; Power Drift = -0.03 dB
Peak SAR (extrapolated) = 1.821 W/kg
SAR(1 g) = 0.899 mW/g; SAR(10 g) = 0.405 mW/g
Maximum value of SAR (measured) = 1.407 mW/g



0 dB = 1.410mW/g

Test Laboratory: Sporton International Inc. SAR/HAC Testing Lab Date: 2015.03.30

#03_WCDMA Band V_RMC12.2Kbps_Left Tilted_Ch4132

Communication System: UMTS (0); Frequency: 826.4 MHz;Duty Cycle: 1:1
Medium: HSL_835_150330 Medium parameters used: f = 826.4 MHz; σ = 0.877 mho/m; ε_r = 41.175; ρ = 1000 kg/m^3
Ambient Temperature：23.8 ℃; Liquid Temperature：22.8 ℃

DASY5 Configuration:
- Probe: EX3DV4 - SN3857; ConvF(9.41, 9.41, 9.41); Calibrated: 2014.05.23
- Sensor-Surface: 2mm (Mechanical Surface Detection)
- Electronics: DAE4 Sn1210; Calibrated: 2014.05.19
- Phantom: SAM1; Type: SAM; Serial: TP-1479
- Measurement SW: DASY52, Version 52.8 (8); SEMCAD X Version 14.4.5 (3634)

Ch4132/Area Scan (71x121x1): Measurement grid: dx=15mm, dy=15mm
Maximum value of SAR (interpolated) = 1.620 mW/g

Ch4132/Zoom Scan (5x5x7)/Cube 0: Measurement grid: dx=8mm, dy=8mm, dz=5mm
Reference Value = 23.991 V/m; Power Drift = 0.07 dB
Peak SAR (extrapolated) = 2.134 W/kg
SAR(1 g) = 0.871 mW/g; SAR(10 g) = 0.432 mW/g
Maximum value of SAR (measured) = 1.393 mW/g

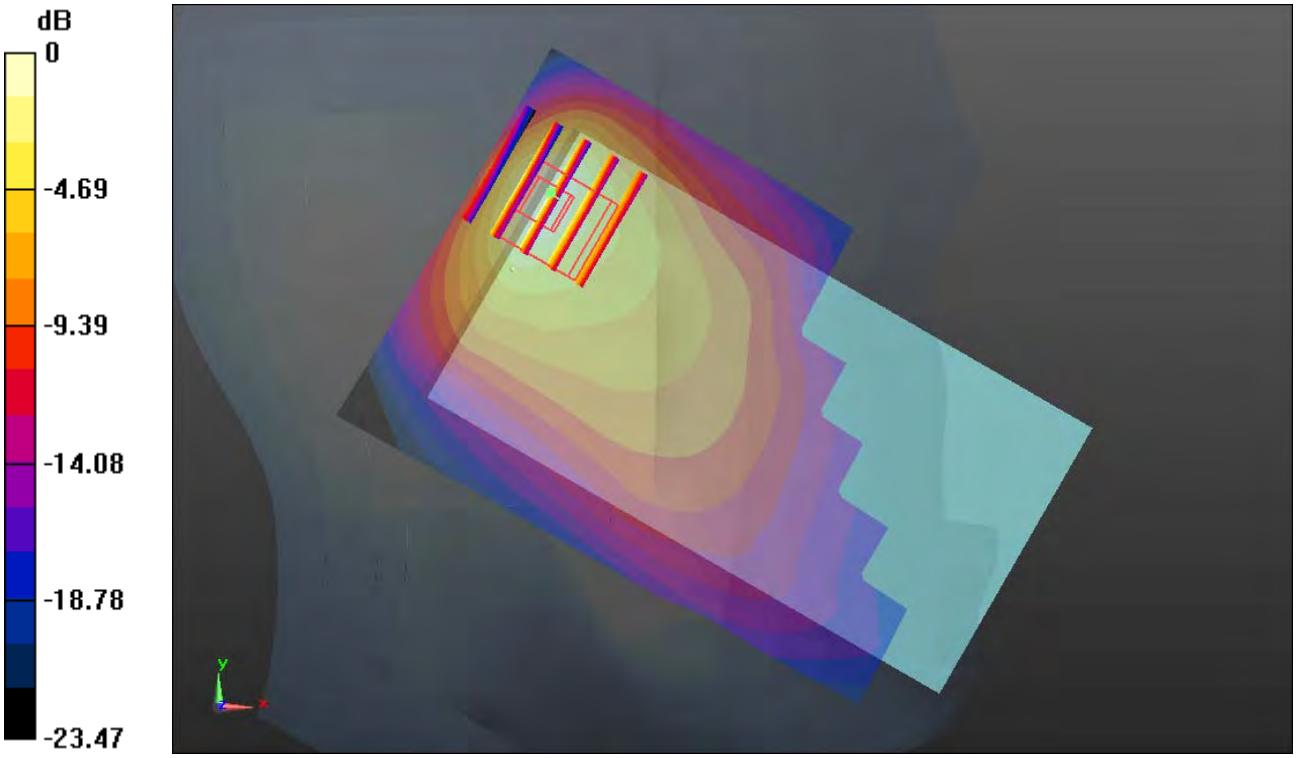

0 dB = 1.390mW/g

Test Laboratory: Sporton International Inc. SAR/HAC Testing Lab Date: 2015.04.05

#04_WCDMA Band IV_RMC12.2Kbps_Left Cheek_Ch1413

Communication System: UMTS (0); Frequency: 1732.6 MHz;Duty Cycle: 1:1
Medium: HSL_1750_150405 Medium parameters used: f = 1732.6 MHz; σ = 1.365 mho/m; ε_r = 41.384; ρ = 1000 kg/m^3
Ambient Temperature：23.9 ℃; Liquid Temperature：22.6 ℃

DASY5 Configuration:
- Probe: EX3DV4 - SN3857; ConvF(8.55, 8.55, 8.55); Calibrated: 2014.05.23
- Sensor-Surface: 2mm (Mechanical Surface Detection)
- Electronics: DAE4 Sn1210; Calibrated: 2014.05.19
- Phantom: SAM1; Type: SAM; Serial: TP-1479
- Measurement SW: DASY52, Version 52.8 (8); SEMCAD X Version 14.4.5 (3634)

Ch1413/Area Scan (71x121x1): Measurement grid: dx=15mm, dy=15mm
Maximum value of SAR (interpolated) = 1.566 mW/g

Ch1413/Zoom Scan (5x5x7)/Cube 0: Measurement grid: dx=8mm, dy=8mm, dz=5mm
Reference Value = 14.822 V/m; Power Drift = -0.02 dB
Peak SAR (extrapolated) = 1.857 W/kg
SAR(1 g) = 0.922 mW/g; SAR(10 g) = 0.441 mW/g
Maximum value of SAR (measured) = 1.354 mW/g



0 dB = 1.350mW/g

Test Laboratory: Sporton International Inc. SAR/HAC Testing Lab Date: 2015.04.05

#05_WCDMA Band II_RMC12.2Kbps_Left Cheek_Ch9262

Communication System: UMTS (0); Frequency: 1852.4 MHz;Duty Cycle: 1:1
Medium: HSL_1900_150405 Medium parameters used: f = 1852.4 MHz; σ = 1.377 mho/m; ε_r = 39.257; ρ = 1000 kg/m^3
Ambient Temperature：23.8 ℃; Liquid Temperature：22.6 ℃

DASY5 Configuration:
- Probe: EX3DV4 - SN3857; ConvF(8.4, 8.4, 8.4); Calibrated: 2014.05.23
- Sensor-Surface: 2mm (Mechanical Surface Detection)
- Electronics: DAE4 Sn1210; Calibrated: 2014.05.19
- Phantom: SAM1; Type: SAM; Serial: TP-1479
- Measurement SW: DASY52, Version 52.8 (8); SEMCAD X Version 14.4.5 (3634)

Ch9262/Area Scan (71x121x1): Measurement grid: dx=15mm, dy=15mm
Maximum value of SAR (interpolated) = 1.888 mW/g

Ch9262/Zoom Scan (5x5x7)/Cube 0: Measurement grid: dx=8mm, dy=8mm, dz=5mm
Reference Value = 14.865 V/m; Power Drift = -0.0045 dB
Peak SAR (extrapolated) = 2.319 W/kg
SAR(1 g) = 1.120 mW/g; SAR(10 g) = 0.510 mW/g
Maximum value of SAR (measured) = 1.667 mW/g



0 dB = 1.670mW/g

Test Laboratory: Sporton International Inc. SAR/HAC Testing Lab Date: 2015.03.30

#06_LTE Band 12_10M_QPSK(1,0)_Left Cheek_Ch23130

Communication System: FDD_LTE (0); Frequency: 711 MHz;Duty Cycle: 1:1
Medium: HSL_750_150330 Medium parameters used: f = 711 MHz; σ = 0.862 mho/m; ε_r = 41.688; ρ = 1000 kg/m^3
Ambient Temperature：23.8 ℃; Liquid Temperature：22.9 ℃

DASY5 Configuration:
- Probe: EX3DV4 - SN3857; ConvF(9.92, 9.92, 9.92); Calibrated: 2014.05.23
- Sensor-Surface: 2mm (Mechanical Surface Detection)
- Electronics: DAE4 Sn1210; Calibrated: 2014.05.19
- Phantom: SAM1; Type: SAM; Serial: TP-1479
- Measurement SW: DASY52, Version 52.8 (8); SEMCAD X Version 14.4.5 (3634)

Ch23130/Area Scan (71x121x1): Measurement grid: dx=15mm, dy=15mm
Maximum value of SAR (interpolated) = 1.373 mW/g

Ch23130/Zoom Scan (5x5x7)/Cube 0: Measurement grid: dx=8mm, dy=8mm, dz=5mm
Reference Value = 22.800 V/m; Power Drift = 0.04 dB
Peak SAR (extrapolated) = 2.182 W/kg
SAR(1 g) = 0.901 mW/g; SAR(10 g) = 0.481 mW/g
Maximum value of SAR (measured) = 1.497 mW/g



0 dB = 1.500mW/g

Test Laboratory: Sporton International Inc. SAR/HAC Testing Lab Date: 2015.03.30

#07_LTE Band 17_10M_QPSK(1,0)_Left Cheek_Ch23780

Communication System: FDD_LTE (0); Frequency: 709 MHz;Duty Cycle: 1:1
Medium: HSL_750_150330 Medium parameters used: f = 709 MHz; σ = 0.86 mho/m; ε_r = 41.698; ρ = 1000 kg/m^3
Ambient Temperature：23.8 ℃; Liquid Temperature：22.9 ℃

DASY5 Configuration:
- Probe: EX3DV4 - SN3857; ConvF(9.92, 9.92, 9.92); Calibrated: 2014.05.23
- Sensor-Surface: 2mm (Mechanical Surface Detection)
- Electronics: DAE4 Sn1210; Calibrated: 2014.05.19
- Phantom: SAM1; Type: SAM; Serial: TP-1479
- Measurement SW: DASY52, Version 52.8 (8); SEMCAD X Version 14.4.5 (3634)

Ch23780/Area Scan (71x121x1): Measurement grid: dx=15mm, dy=15mm
Maximum value of SAR (interpolated) = 1.309 mW/g

Ch23780/Zoom Scan (5x5x7)/Cube 0: Measurement grid: dx=8mm, dy=8mm, dz=5mm
Reference Value = 22.429 V/m; Power Drift = 0.17 dB
Peak SAR (extrapolated) = 2.173 W/kg
SAR(1 g) = 0.890 mW/g; SAR(10 g) = 0.469 mW/g
Maximum value of SAR (measured) = 1.471 mW/g



0 dB = 1.470mW/g

Test Laboratory: Sporton International Inc. SAR/HAC Testing Lab Date: 2015.03.30

#08_LTE Band 5_10M_QPSK(50,0)_Left Cheek_Ch20525

Communication System: FDD_LTE (0); Frequency: 836.5 MHz;Duty Cycle: 1:1
Medium: HSL_835_150330 Medium parameters used: f = 836.5 MHz; σ = 0.886 mho/m; ε_r = 41.055; ρ = 1000 kg/m^3
Ambient Temperature：23.8 ℃; Liquid Temperature：22.8 ℃

DASY5 Configuration:
- Probe: EX3DV4 - SN3857; ConvF(9.41, 9.41, 9.41); Calibrated: 2014.05.23
- Sensor-Surface: 2mm (Mechanical Surface Detection)
- Electronics: DAE4 Sn1210; Calibrated: 2014.05.19
- Phantom: SAM1; Type: SAM; Serial: TP-1479
- Measurement SW: DASY52, Version 52.8 (8); SEMCAD X Version 14.4.5 (3634)

Ch20525/Area Scan (71x121x1): Measurement grid: dx=15mm, dy=15mm
Maximum value of SAR (interpolated) = 1.356 mW/g

Ch20525/Zoom Scan (5x5x7)/Cube 0: Measurement grid: dx=8mm, dy=8mm, dz=5mm
Reference Value = 23.082 V/m; Power Drift = -0.0067 dB
Peak SAR (extrapolated) = 2.024 W/kg
SAR(1 g) = 0.953 mW/g; SAR(10 g) = 0.540 mW/g
Maximum value of SAR (measured) = 1.442 mW/g



0 dB = 1.440mW/g

Test Laboratory: Sporton International Inc. SAR/HAC Testing Lab Date: 2015.04.05

#09_LTE Band 4_20M_QPSK(1,0)_Left Cheek_Ch20300

Communication System: FDD_LTE (0); Frequency: 1745 MHz;Duty Cycle: 1:1
Medium: HSL_1750_150405 Medium parameters used: f = 1745 MHz; σ = 1.377 mho/m; ε_r = 41.328; ρ = 1000 kg/m^3
Ambient Temperature：23.9 ℃; Liquid Temperature：22.6 ℃

DASY5 Configuration:
- Probe: EX3DV4 - SN3857; ConvF(8.55, 8.55, 8.55); Calibrated: 2014.05.23
- Sensor-Surface: 2mm (Mechanical Surface Detection)
- Electronics: DAE4 Sn1210; Calibrated: 2014.05.19
- Phantom: SAM1; Type: SAM; Serial: TP-1479
- Measurement SW: DASY52, Version 52.8 (8); SEMCAD X Version 14.4.5 (3634)

Ch20300/Area Scan (71x121x1): Measurement grid: dx=15mm, dy=15mm
Maximum value of SAR (interpolated) = 1.476 mW/g

Ch20300/Zoom Scan (5x5x7)/Cube 0: Measurement grid: dx=8mm, dy=8mm, dz=5mm
Reference Value = 13.812 V/m; Power Drift = 0.09 dB
Peak SAR (extrapolated) = 1.797 W/kg
SAR(1 g) = 0.919 mW/g; SAR(10 g) = 0.457 mW/g
Maximum value of SAR (measured) = 1.223 mW/g



0 dB = 1.220mW/g

Test Laboratory: Sporton International Inc. SAR/HAC Testing Lab Date: 2015.04.05

#10_LTE Band 2_20M_QPSK(50,0)_Left Cheek_Ch18700

Communication System: FDD_LTE (0); Frequency: 1860 MHz;Duty Cycle: 1:1
Medium: HSL_1900_150405 Medium parameters used: f = 1860 MHz; σ = 1.384 mho/m; ε_r = 39.233; ρ = 1000 kg/m^3
Ambient Temperature：23.8 ℃; Liquid Temperature：22.6 ℃

DASY5 Configuration:
- Probe: EX3DV4 - SN3857; ConvF(8.4, 8.4, 8.4); Calibrated: 2014.05.23
- Sensor-Surface: 2mm (Mechanical Surface Detection)
- Electronics: DAE4 Sn1210; Calibrated: 2014.05.19
- Phantom: SAM1; Type: SAM; Serial: TP-1479
- Measurement SW: DASY52, Version 52.8 (8); SEMCAD X Version 14.4.5 (3634)

Ch18700/Area Scan (71x121x1): Measurement grid: dx=15mm, dy=15mm
Maximum value of SAR (interpolated) = 1.574 mW/g

Ch18700/Zoom Scan (5x5x7)/Cube 0: Measurement grid: dx=8mm, dy=8mm, dz=5mm
Reference Value = 14.301 V/m; Power Drift = 0.05 dB
Peak SAR (extrapolated) = 1.910 W/kg
SAR(1 g) = 0.922 mW/g; SAR(10 g) = 0.426 mW/g
Maximum value of SAR (measured) = 1.294 mW/g



0 dB = 1.290mW/g

Test Laboratory: Sporton International Inc. SAR/HAC Testing Lab Date: 2015.04.07

#11_LTE Band 7_20M_QPSK(1,0)_Left Tilted_Ch21350

Communication System: FDD_LTE (0); Frequency: 2560 MHz;Duty Cycle: 1:1
Medium: HSL_2600_150407 Medium parameters used: f = 2560 MHz; σ = 1.937 mho/m; ε_r = 38.429; ρ = 1000 kg/m^3
Ambient Temperature：23.6 ℃; Liquid Temperature：22.5 ℃

DASY5 Configuration:
- Probe: EX3DV4 - SN3857; ConvF(7.3, 7.3, 7.3); Calibrated: 2014.05.23
- Sensor-Surface: 2mm (Mechanical Surface Detection)
- Electronics: DAE4 Sn1210; Calibrated: 2014.05.19
- Phantom: SAM2; Type: SAM; Serial: TP-1477
- Measurement SW: DASY52, Version 52.8 (8); SEMCAD X Version 14.4.5 (3634)

Ch21350/Area Scan (91x151x1): Measurement grid: dx=12mm, dy=12mm
Maximum value of SAR (interpolated) = 1.793 mW/g

Ch21350/Zoom Scan (7x7x7)/Cube 0: Measurement grid: dx=5mm, dy=5mm, dz=5mm
Reference Value = 10.996 V/m; Power Drift = 0.14 dB
Peak SAR (extrapolated) = 3.042 W/kg
SAR(1 g) = 1.180 mW/g; SAR(10 g) = 0.436 mW/g
Maximum value of SAR (measured) = 2.030 mW/g



0 dB = 2.030mW/g

Test Laboratory: Sporton International Inc. SAR/HAC Testing Lab Date: 2015.04.10

#12_WLAN 2.4GHz_802.11b_1Mbps_Left Cheek_Ch6

Communication System: WIFI (0); Frequency: 2437 MHz;Duty Cycle: 1:1.024
Medium: HSL_2450_150410 Medium parameters used: f = 2437 MHz; σ = 1.805 mho/m; ε_r = 39.259; ρ = 1000 kg/m^3
Ambient Temperature：23.7 ℃; Liquid Temperature：22.9 ℃

DASY5 Configuration:
- Probe: EX3DV4 - SN3857; ConvF(7.48, 7.48, 7.48); Calibrated: 2014.05.23
- Sensor-Surface: 2mm (Mechanical Surface Detection)
- Electronics: DAE4 Sn1210; Calibrated: 2014.05.19
- Phantom: SAM2; Type: SAM; Serial: TP-1477
- Measurement SW: DASY52, Version 52.8 (8); SEMCAD X Version 14.4.5 (3634)

Ch6/Area Scan (91x151x1): Measurement grid: dx=12mm, dy=12mm
Maximum value of SAR (interpolated) = 1.538 mW/g

Ch6/Zoom Scan (7x7x7)/Cube 0: Measurement grid: dx=5mm, dy=5mm, dz=5mm
Reference Value = 6.903 V/m; Power Drift = 0.10 dB
Peak SAR (extrapolated) = 2.765 W/kg
SAR(1 g) = 1.060 mW/g; SAR(10 g) = 0.508 mW/g
Maximum value of SAR (measured) = 1.645 mW/g



0 dB = 1.650mW/g

Test Laboratory: Sporton International Inc. SAR/HAC Testing Lab Date: 2015.04.04

#13_WLAN 5.2GHz_802.11a_6Mbps_Left Cheek_Ch36

Communication System: WIFI (0); Frequency: 5180 MHz;Duty Cycle: 1:1.146
Medium: HSL_5000_150404 Medium parameters used: f = 5180 MHz; σ = 4.782 mho/m; ε_r = 35.518; ρ = 1000 kg/m^3
Ambient Temperature：23.9 ℃; Liquid Temperature：22.9 ℃

DASY5 Configuration:
- Probe: EX3DV4 - SN3857; ConvF(5.35, 5.35, 5.35); Calibrated: 2014.05.23
- Sensor-Surface: 1.4mm (Mechanical Surface Detection)
- Electronics: DAE4 Sn1210; Calibrated: 2014.05.19
- Phantom: SAM2; Type: SAM; Serial: TP-1477
- Measurement SW: DASY52, Version 52.8 (8); SEMCAD X Version 14.4.5 (3634)

Ch36/Area Scan (111x191x1): Measurement grid: dx=10mm, dy=10mm
Maximum value of SAR (interpolated) = 1.276 mW/g

Ch36/Zoom Scan (8x8x7)/Cube 0: Measurement grid: dx=4mm, dy=4mm, dz=1.4mm
Reference Value = 2.136 V/m; Power Drift = 0.09 dB
Peak SAR (extrapolated) = 2.059 W/kg
SAR(1 g) = 0.378 mW/g; SAR(10 g) = 0.106 mW/g
Maximum value of SAR (measured) = 1.119 mW/g



0 dB = 1.120mW/g

Test Laboratory: Sporton International Inc. SAR/HAC Testing Lab Date: 2015.04.04

#14_WLAN 5.8GHz_802.11a_6Mbps_Left Cheek_Ch157

Communication System: WIFI (0); Frequency: 5785 MHz;Duty Cycle: 1:1.146
Medium: HSL_5000_150404 Medium parameters used: f = 5785 MHz; σ = 5.397 mho/m; ε_r = 34.405; ρ = 1000 kg/m^3
Ambient Temperature：23.9 ℃; Liquid Temperature：22.9 ℃

DASY5 Configuration:
- Probe: EX3DV4 - SN3857; ConvF(4.79, 4.79, 4.79); Calibrated: 2014.05.23
- Sensor-Surface: 1.4mm (Mechanical Surface Detection)
- Electronics: DAE4 Sn1210; Calibrated: 2014.05.19
- Phantom: SAM2; Type: SAM; Serial: TP-1477
- Measurement SW: DASY52, Version 52.8 (8); SEMCAD X Version 14.4.5 (3634)

Ch157/Area Scan (111x191x1): Measurement grid: dx=10mm, dy=10mm
Maximum value of SAR (interpolated) = 2.428 mW/g

Ch157/Zoom Scan (8x8x7)/Cube 0: Measurement grid: dx=4mm, dy=4mm, dz=1.4mm
Reference Value = 1.595 V/m; Power Drift = 0.024 dB
Peak SAR (extrapolated) = 4.933 W/kg
SAR(1 g) = 0.880 mW/g; SAR(10 g) = 0.227 mW/g
Maximum value of SAR (measured) = 2.358 mW/g



0 dB = 2.360mW/g

Test Laboratory: Sporton International Inc. SAR/HAC Testing Lab Date: 2015.03.25

#15_GSM850_GPRS (4 Tx slots)_Back 1cm_Ch251

Communication System: GPRS/EDGE (4 Tx slots) (0); Frequency: 848.8 MHz;Duty Cycle: 1:2.08
Medium: MSL_835_150325 Medium parameters used: f = 849 MHz; σ = 0.994 mho/m; ε_r = 54.329; ρ = 1000 kg/m^3
Ambient Temperature：23.7 ℃; Liquid Temperature：22.6 ℃

DASY5 Configuration:
- Probe: EX3DV4 - SN3857; ConvF(9.31, 9.31, 9.31); Calibrated: 2014.05.23
- Sensor-Surface: 2mm (Mechanical Surface Detection)
- Electronics: DAE4 Sn1210; Calibrated: 2014.05.19
- Phantom: SAM2; Type: SAM; Serial: TP-1477
- Measurement SW: DASY52, Version 52.8 (8); SEMCAD X Version 14.4.5 (3634)

Ch251/Area Scan (71x121x1): Measurement grid: dx=15mm, dy=15mm
Maximum value of SAR (interpolated) = 0.709 mW/g

Ch251/Zoom Scan (5x5x7)/Cube 0: Measurement grid: dx=8mm, dy=8mm, dz=5mm
Reference Value = 24.928 V/m; Power Drift = 0.08 dB
Peak SAR (extrapolated) = 1.100 W/kg
SAR(1 g) = 0.622 mW/g; SAR(10 g) = 0.476 mW/g
Maximum value of SAR (measured) = 0.717 mW/g

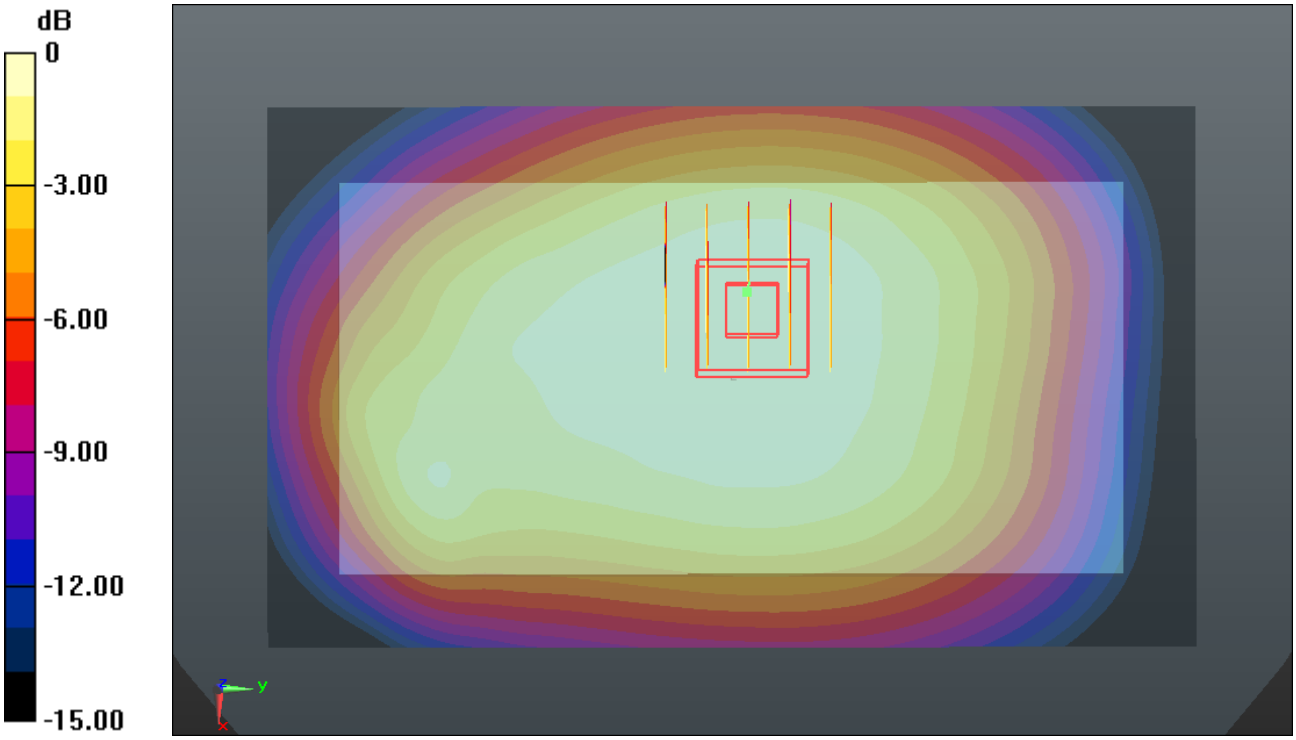

0 dB = 0.720mW/g

Test Laboratory: Sporton International Inc. SAR/HAC Testing Lab Date: 2015.03.25

#16_GSM1900_GPRS (4 Tx slots)_Bottom Side 1cm_Ch810

Communication System: GPRS/EDGE (4 Tx slots) (0); Frequency: 1909.8 MHz;Duty Cycle: 1:2.08
Medium: MSL_1900_150325 Medium parameters used: f = 1909.8 MHz; σ = 1.555 mho/m; ε_r = 53.206; ρ = 1000 kg/m^3
Ambient Temperature：23.8 ℃; Liquid Temperature：22.6 ℃

DASY5 Configuration:
- Probe: EX3DV4 - SN3857; ConvF(7.56, 7.56, 7.56); Calibrated: 2014.05.23
- Sensor-Surface: 2mm (Mechanical Surface Detection)
- Electronics: DAE4 Sn1210; Calibrated: 2014.05.19
- Phantom: SAM1; Type: SAM; Serial: TP-1479
- Measurement SW: DASY52, Version 52.8 (8); SEMCAD X Version 14.4.5 (3634)

Ch810/Area Scan (41x71x1): Measurement grid: dx=15mm, dy=15mm
Maximum value of SAR (interpolated) = 1.100 mW/g

Ch810/Zoom Scan (5x5x7)/Cube 0: Measurement grid: dx=8mm, dy=8mm, dz=5mm
Reference Value = 20.697 V/m; Power Drift = 0.06 dB
Peak SAR (extrapolated) = 1.374 W/kg
SAR(1 g) = 0.821 mW/g; SAR(10 g) = 0.446 mW/g
Maximum value of SAR (measured) = 1.135 mW/g

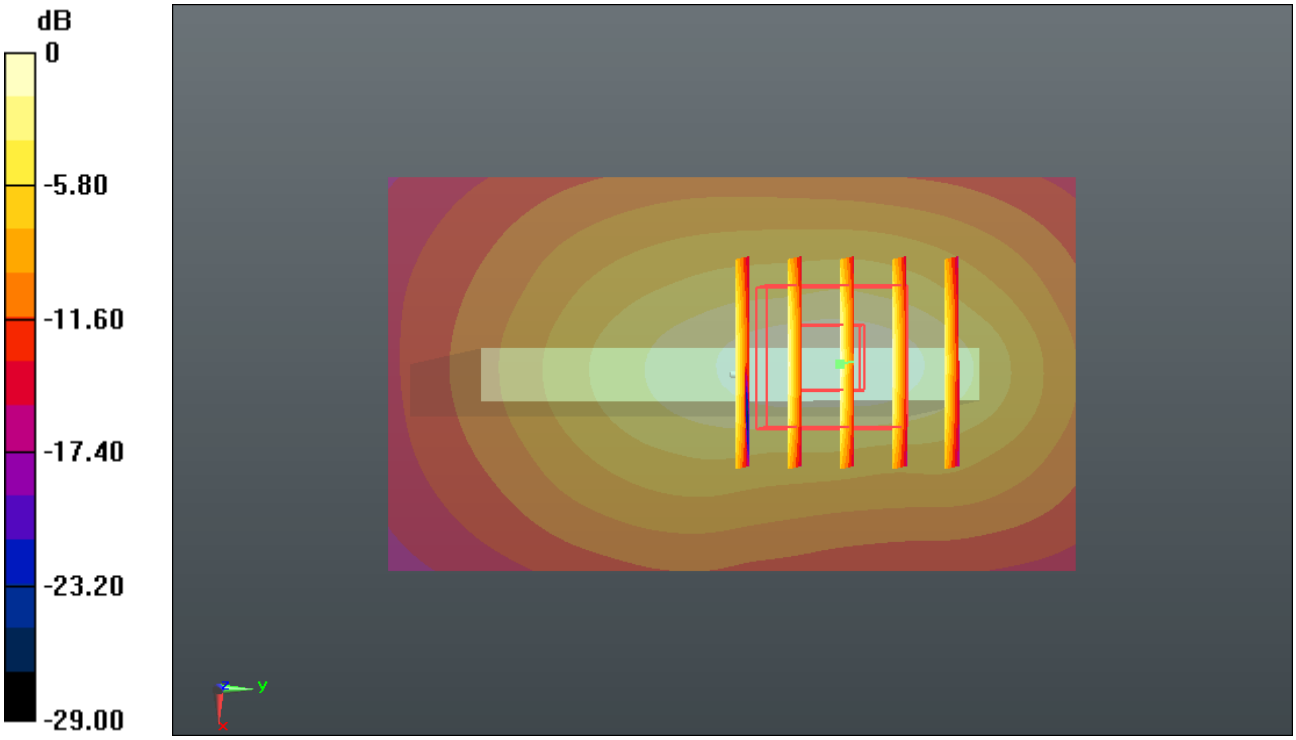

0 dB = 1.140mW/g

Test Laboratory: Sporton International Inc. SAR/HAC Testing Lab Date: 2015.03.25

#17_WCDMA Band V_RMC12.2Kbps_Back 1cm_Ch4132

Communication System: UMTS (0); Frequency: 826.4 MHz;Duty Cycle: 1:1
Medium: MSL_835_150325 Medium parameters used: f = 826.4 MHz; σ = 0.971 mho/m; ε_r = 54.557; ρ = 1000 kg/m^3
Ambient Temperature：23.7 ℃； Liquid Temperature：22.6 ℃

DASY5 Configuration:
- Probe: EX3DV4 - SN3857; ConvF(9.31, 9.31, 9.31); Calibrated: 2014.05.23
- Sensor-Surface: 2mm (Mechanical Surface Detection)
- Electronics: DAE4 Sn1210; Calibrated: 2014.05.19
- Phantom: SAM2; Type: SAM; Serial: TP-1477
- Measurement SW: DASY52, Version 52.8 (8); SEMCAD X Version 14.4.5 (3634)

Ch4132/Area Scan (71x121x1): Measurement grid: dx=15mm, dy=15mm
Maximum value of SAR (interpolated) = 0.538 mW/g

Ch4132/Zoom Scan (5x5x7)/Cube 0: Measurement grid: dx=8mm, dy=8mm, dz=5mm
Reference Value = 22.225 V/m; Power Drift = -0.0085 dB
Peak SAR (extrapolated) = 0.589 W/kg
SAR(1 g) = 0.469 mW/g; SAR(10 g) = 0.367 mW/g
Maximum value of SAR (measured) = 0.535 mW/g

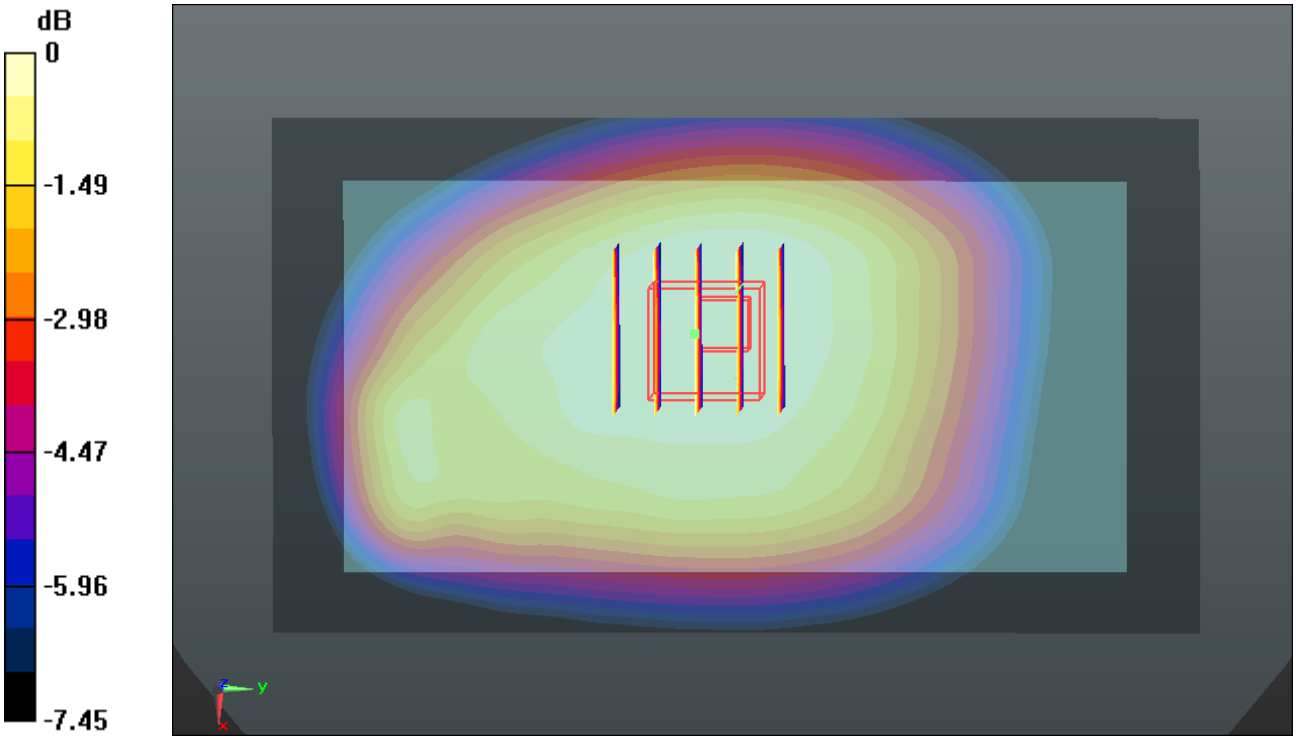

0 dB = 0.530mW/g

Test Laboratory: Sporton International Inc. SAR/HAC Testing Lab Date: 2015.03.25

#18_WCDMA Band IV_RMC12.2Kbps_Back 1cm_Ch1513

Communication System: UMTS (0); Frequency: 1752.6 MHz;Duty Cycle: 1:1
Medium: MSL_1750_150325 Medium parameters used: f = 1752.6 MHz; σ = 1.525 mho/m; ε_r = 54.433; ρ = 1000 kg/m^3
Ambient Temperature：23.9 ℃; Liquid Temperature：22.8 ℃

DASY5 Configuration:
- Probe: EX3DV4 - SN3857; ConvF(7.89, 7.89, 7.89); Calibrated: 2014.05.23
- Sensor-Surface: 2mm (Mechanical Surface Detection)
- Electronics: DAE4 Sn1210; Calibrated: 2014.05.19
- Phantom: SAM2; Type: SAM; Serial: TP-1477
- Measurement SW: DASY52, Version 52.8 (8); SEMCAD X Version 14.4.5 (3634)

Ch1513/Area Scan (71x121x1): Measurement grid: dx=15mm, dy=15mm
Maximum value of SAR (interpolated) = 1.104 mW/g

Ch1513/Zoom Scan (5x5x7)/Cube 0: Measurement grid: dx=8mm, dy=8mm, dz=5mm
Reference Value = 11.539 V/m; Power Drift = -0.12 dB
Peak SAR (extrapolated) = 1.321 W/kg
SAR(1 g) = 0.803 mW/g; SAR(10 g) = 0.493 mW/g
Maximum value of SAR (measured) = 1.055 mW/g

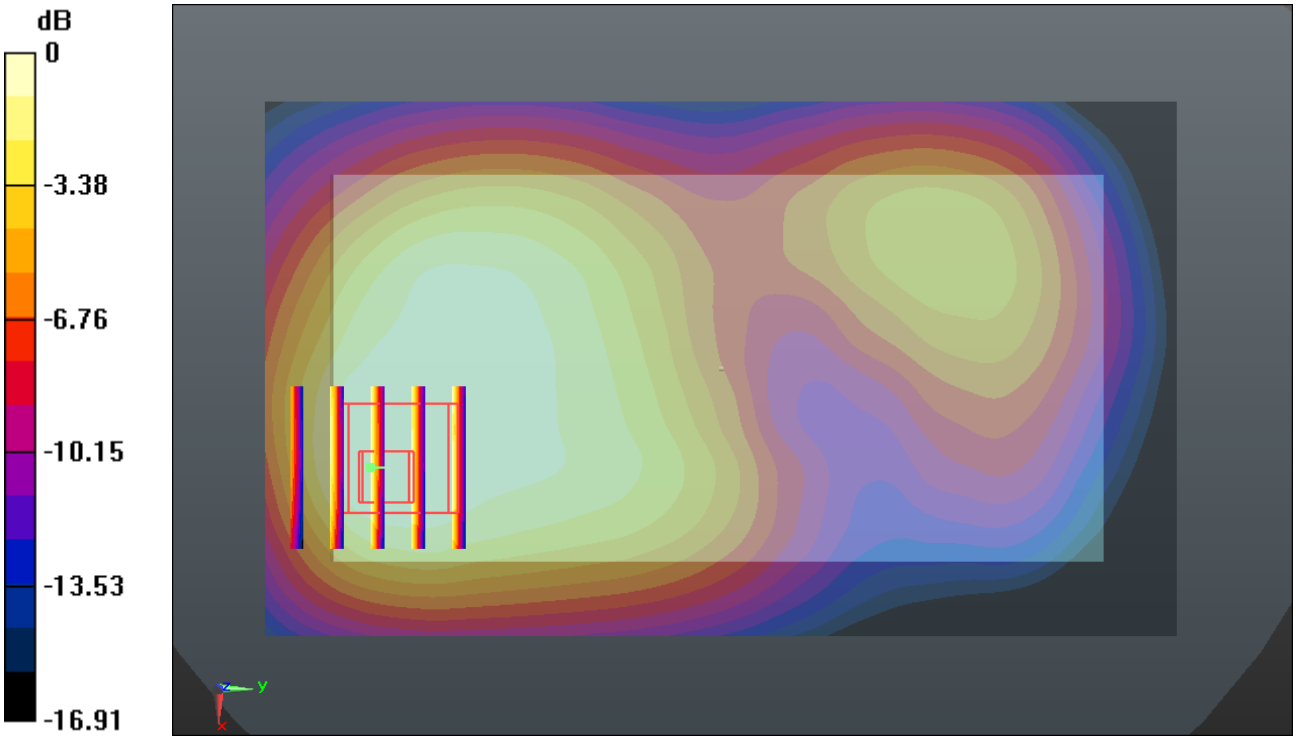

0 dB = 1.060mW/g

Test Laboratory: Sporton International Inc. SAR/HAC Testing Lab Date: 2015.03.25

#19_WCDMA Band II_RMC12.2Kbps_Bottom Side 1cm_Ch9538

Communication System: UMTS (0); Frequency: 1907.6 MHz;Duty Cycle: 1:1
Medium: MSL_1900_150325 Medium parameters used: f = 1907.6 MHz; σ = 1.553 mho/m; ε_r = 53.214; ρ = 1000 kg/m^3
Ambient Temperature：23.8 ℃; Liquid Temperature：22.6 ℃

DASY5 Configuration:
- Probe: EX3DV4 - SN3857; ConvF(7.56, 7.56, 7.56); Calibrated: 2014.05.23
- Sensor-Surface: 2mm (Mechanical Surface Detection)
- Electronics: DAE4 Sn1210; Calibrated: 2014.05.19
- Phantom: SAM1; Type: SAM; Serial: TP-1479
- Measurement SW: DASY52, Version 52.8 (8); SEMCAD X Version 14.4.5 (3634)

Ch9538/Area Scan (41x81x1): Measurement grid: dx=15mm, dy=15mm
Maximum value of SAR (interpolated) = 1.491 mW/g

Ch9538/Zoom Scan (5x5x7)/Cube 0: Measurement grid: dx=8mm, dy=8mm, dz=5mm
Reference Value = 24.368 V/m; Power Drift = 0.12 dB
Peak SAR (extrapolated) = 1.862 W/kg
SAR(1 g) = 1.100 mW/g; SAR(10 g) = 0.586 mW/g
Maximum value of SAR (measured) = 1.531 mW/g

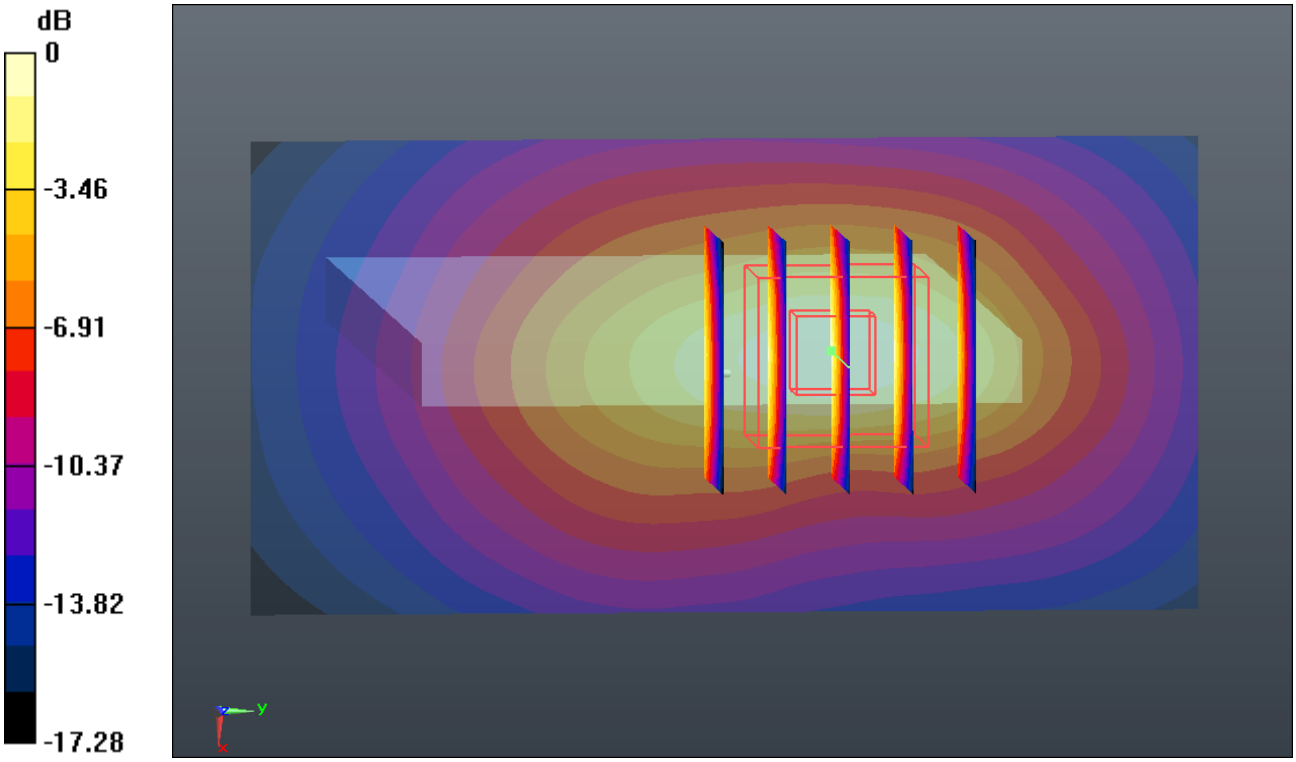

0 dB = 1.530mW/g

Test Laboratory: Sporton International Inc. SAR/HAC Testing Lab Date: 2015.03.25

#20_LTE Band 12_10M_QPSK(1,0)_Back 1cm_Ch23130

Communication System: FDD_LTE (0); Frequency: 711 MHz;Duty Cycle: 1:1
Medium: MSL_750_150325 Medium parameters used: f = 711 MHz; σ = 0.934 mho/m; ε_r = 54.838; ρ = 1000 kg/m^3
Ambient Temperature：23.7 ℃; Liquid Temperature：22.8 ℃

DASY5 Configuration:
- Probe: EX3DV4 - SN3857; ConvF(9.46, 9.46, 9.46); Calibrated: 2014.05.23
- Sensor-Surface: 2mm (Mechanical Surface Detection)
- Electronics: DAE4 Sn1210; Calibrated: 2014.05.19
- Phantom: SAM1; Type: SAM; Serial: TP-1479
- Measurement SW: DASY52, Version 52.8 (8); SEMCAD X Version 14.4.5 (3634)

Ch23130/Area Scan (71x121x1): Measurement grid: dx=15mm, dy=15mm
Maximum value of SAR (interpolated) = 0.189 mW/g

Ch23130/Zoom Scan (5x5x7)/Cube 0: Measurement grid: dx=8mm, dy=8mm, dz=5mm
Reference Value = 13.164 V/m; Power Drift = -0.10 dB
Peak SAR (extrapolated) = 0.211 W/kg
SAR(1 g) = 0.168 mW/g; SAR(10 g) = 0.133 mW/g
Maximum value of SAR (measured) = 0.193 mW/g

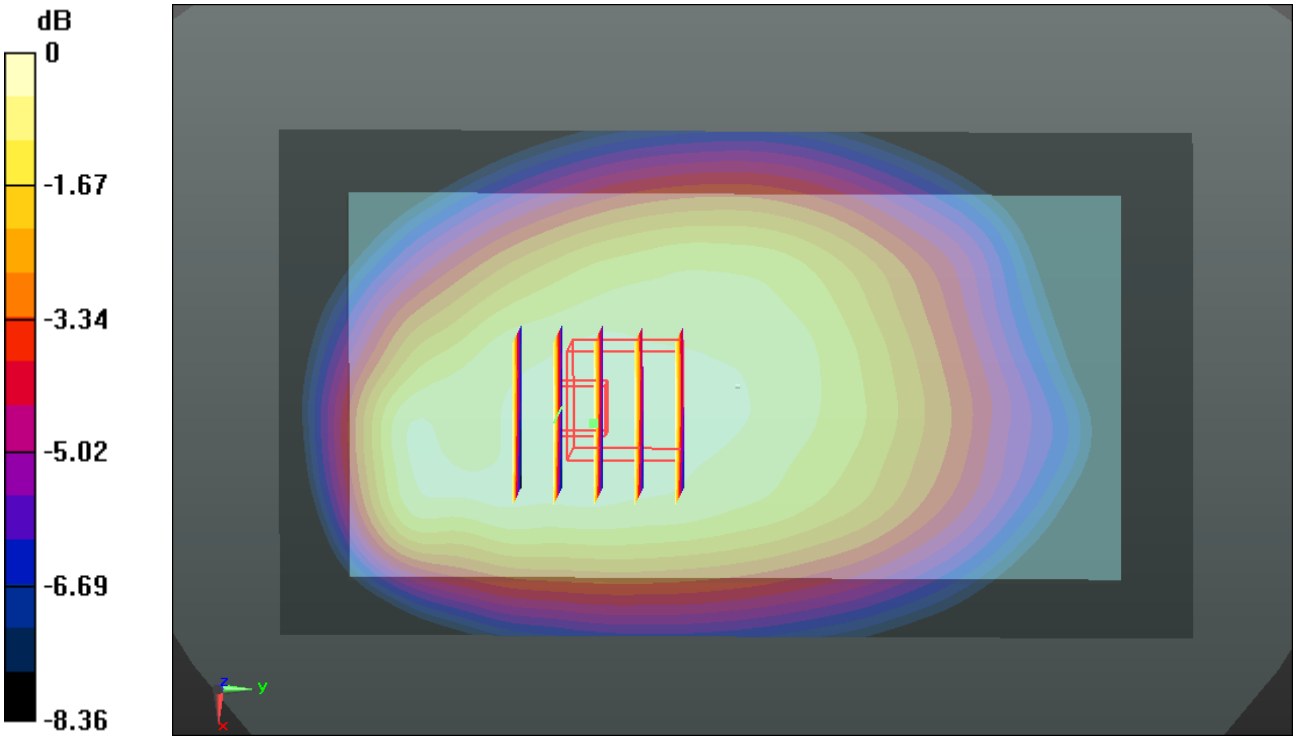

0 dB = 0.190mW/g

Test Laboratory: Sporton International Inc. SAR/HAC Testing Lab Date: 2015.03.25

#21_LTE Band 17_10M_QPSK(1,0)_Back 1cm_Ch23790

Communication System: FDD_LTE (0); Frequency: 710 MHz;Duty Cycle: 1:1
Medium: MSL_750_150325 Medium parameters used: f = 710 MHz; σ = 0.933 mho/m; ε_r = 54.842; ρ = 1000 kg/m^3
Ambient Temperature：23.7 ℃; Liquid Temperature：22.8 ℃

DASY5 Configuration:
- Probe: EX3DV4 - SN3857; ConvF(9.46, 9.46, 9.46); Calibrated: 2014.05.23
- Sensor-Surface: 2mm (Mechanical Surface Detection)
- Electronics: DAE4 Sn1210; Calibrated: 2014.05.19
- Phantom: SAM1; Type: SAM; Serial: TP-1479
- Measurement SW: DASY52, Version 52.8 (8); SEMCAD X Version 14.4.5 (3634)

Ch23790/Area Scan (71x121x1): Measurement grid: dx=15mm, dy=15mm
Maximum value of SAR (interpolated) = 0.216 mW/g

Ch23790/Zoom Scan (5x5x7)/Cube 0: Measurement grid: dx=8mm, dy=8mm, dz=5mm
Reference Value = 13.945 V/m; Power Drift = -0.05 dB
Peak SAR (extrapolated) = 0.238 W/kg
SAR(1 g) = 0.190 mW/g; SAR(10 g) = 0.150 mW/g
Maximum value of SAR (measured) = 0.217 mW/g

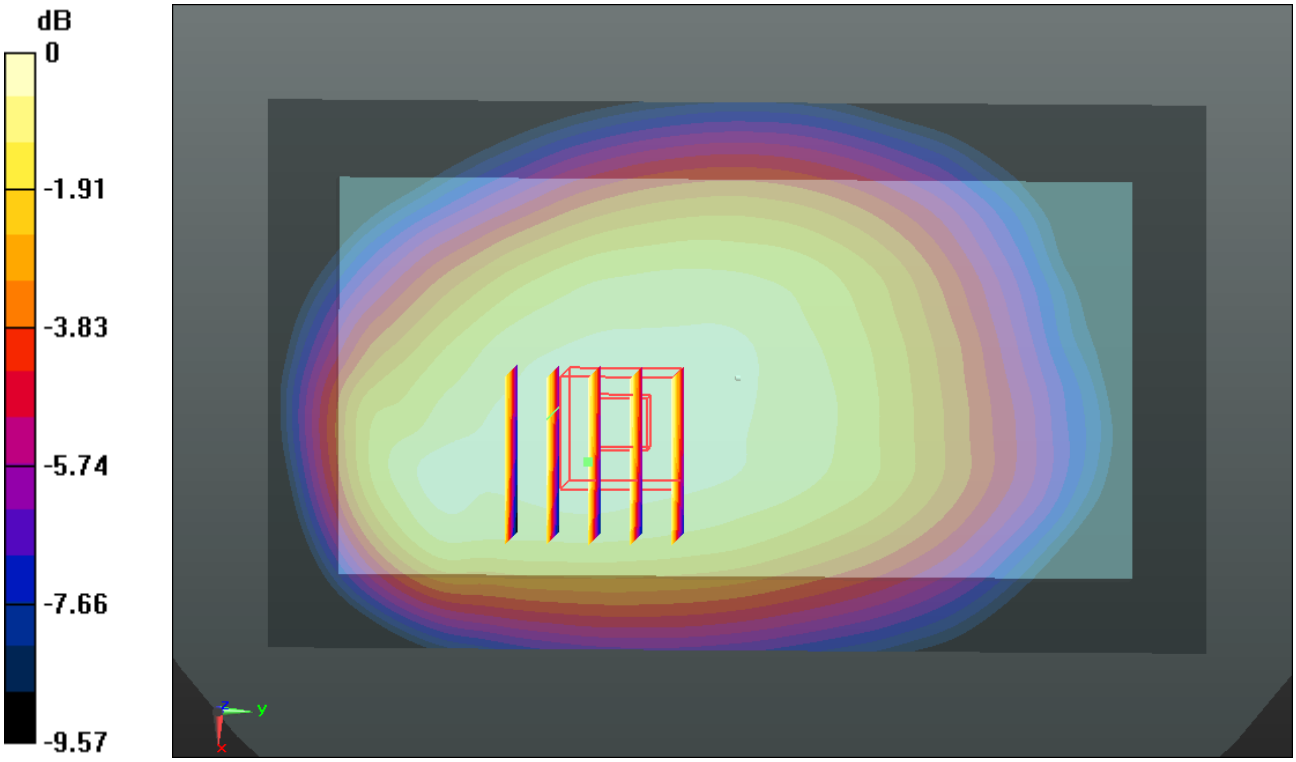

0 dB = 0.220mW/g

Test Laboratory: Sporton International Inc. SAR/HAC Testing Lab Date: 2015.03.25

#22_LTE Band 5_10M_QPSK(1,24)_Back 1cm_Ch20450

Communication System: FDD_LTE (0); Frequency: 829 MHz;Duty Cycle: 1:1
Medium: MSL_835_150325 Medium parameters used: f = 829 MHz; σ = 0.974 mho/m; ε_r = 54.536; ρ = 1000 kg/m^3
Ambient Temperature：23.7 ℃; Liquid Temperature：22.6 ℃

DASY5 Configuration:
- Probe: EX3DV4 - SN3857; ConvF(9.31, 9.31, 9.31); Calibrated: 2014.05.23
- Sensor-Surface: 2mm (Mechanical Surface Detection)
- Electronics: DAE4 Sn1210; Calibrated: 2014.05.19
- Phantom: SAM2; Type: SAM; Serial: TP-1477
- Measurement SW: DASY52, Version 52.8 (8); SEMCAD X Version 14.4.5 (3634)

Ch20450/Area Scan (71x121x1): Measurement grid: dx=15mm, dy=15mm
Maximum value of SAR (interpolated) = 0.570 mW/g

Ch20450/Zoom Scan (5x5x7)/Cube 0: Measurement grid: dx=8mm, dy=8mm, dz=5mm
Reference Value = 22.163 V/m; Power Drift = 0.031 dB
Peak SAR (extrapolated) = 0.622 W/kg
SAR(1 g) = 0.485 mW/g; SAR(10 g) = 0.364 mW/g
Maximum value of SAR (measured) = 0.564 mW/g

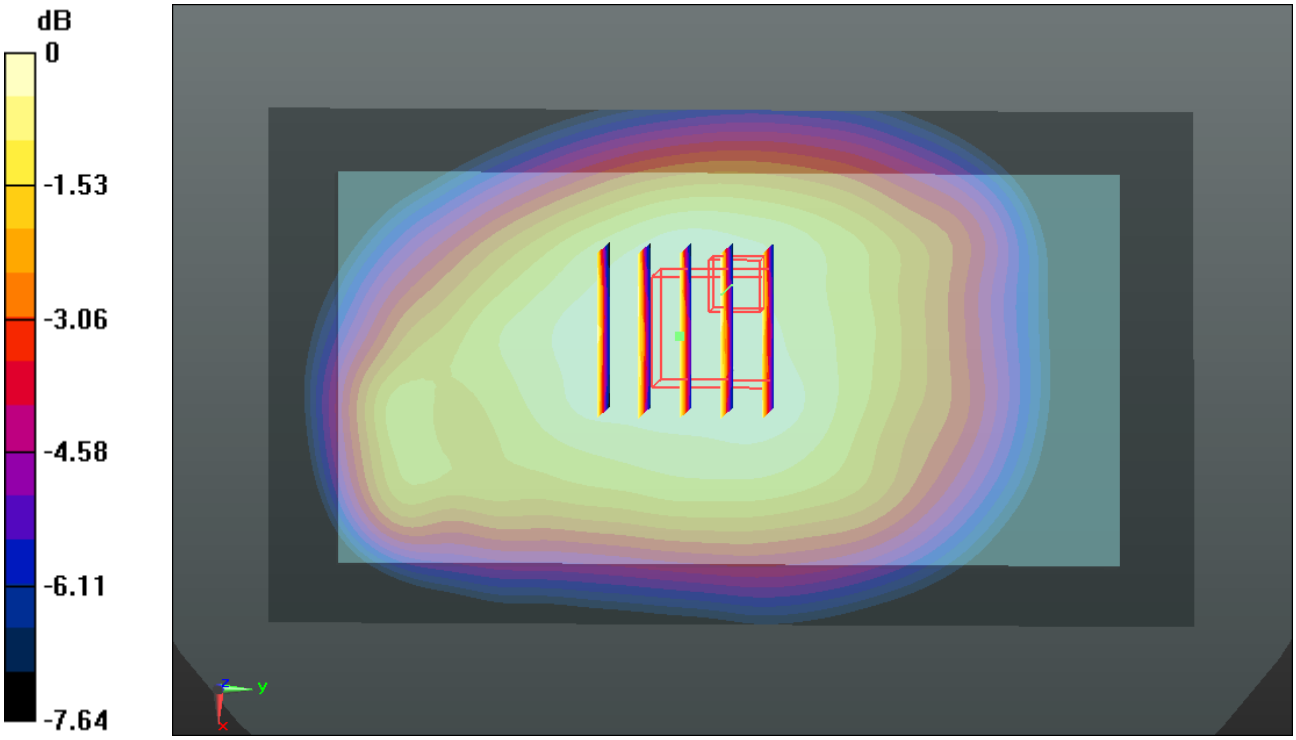

0 dB = 0.560mW/g

Test Laboratory: Sporton International Inc. SAR/HAC Testing Lab Date: 2015.03.25

#23_LTE Band 4_20M_QPSK(1,0)_Front 1cm_Ch20300

Communication System: FDD_LTE (0); Frequency: 1745 MHz;Duty Cycle: 1:1
Medium: MSL_1750_150325 Medium parameters used: f = 1745 MHz; σ = 1.516 mho/m; ε_r = 54.446; ρ = 1000 kg/m^3
Ambient Temperature：23.9 ℃； Liquid Temperature：22.8 ℃

DASY5 Configuration:
- Probe: EX3DV4 - SN3857; ConvF(7.89, 7.89, 7.89); Calibrated: 2014.05.23
- Sensor-Surface: 2mm (Mechanical Surface Detection)
- Electronics: DAE4 Sn1210; Calibrated: 2014.05.19
- Phantom: SAM2; Type: SAM; Serial: TP-1477
- Measurement SW: DASY52, Version 52.8 (8); SEMCAD X Version 14.4.5 (3634)

Ch20300/Area Scan (71x121x1): Measurement grid: dx=15mm, dy=15mm
Maximum value of SAR (interpolated) = 1.168 mW/g

Ch20300/Zoom Scan (5x5x7)/Cube 0: Measurement grid: dx=8mm, dy=8mm, dz=5mm
Reference Value = 10.207 V/m; Power Drift = -0.09 dB
Peak SAR (extrapolated) = 1.430 W/kg
SAR(1 g) = 0.872 mW/g; SAR(10 g) = 0.494 mW/g
Maximum value of SAR (measured) = 1.110 mW/g

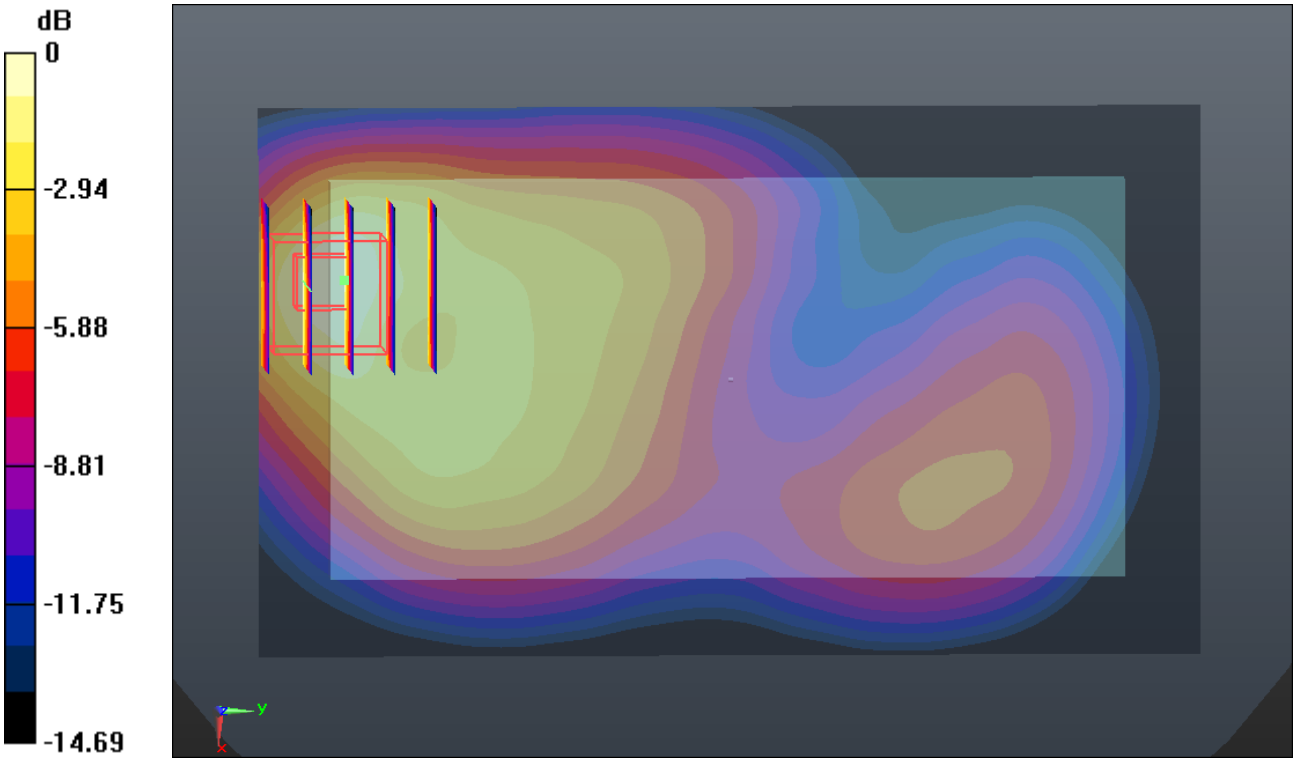

0 dB = 1.110mW/g

Test Laboratory: Sporton International Inc. SAR/HAC Testing Lab Date: 2015.03.25

#24_LTE Band 2_20M_QPSK(1,0)_Back 1cm_Ch18900

Communication System: FDD_LTE (0); Frequency: 1880 MHz;Duty Cycle: 1:1
Medium: MSL_1900_150325 Medium parameters used: f = 1880 MHz; σ = 1.52 mho/m; ε_r = 53.289; ρ = 1000 kg/m^3
Ambient Temperature：23.0 ℃； Liquid Temperature：22.0 ℃

DASY5 Configuration:
- Probe: EX3DV4 - SN3857; ConvF(7.56, 7.56, 7.56); Calibrated: 2014.05.23
- Sensor-Surface: 2mm (Mechanical Surface Detection)
- Electronics: DAE4 Sn1210; Calibrated: 2014.05.19
- Phantom: SAM1; Type: SAM; Serial: TP-1479
- Measurement SW: DASY52, Version 52.8 (8); SEMCAD X Version 14.4.5 (3634)

Ch18900/Area Scan (71x121x1): Measurement grid: dx=15mm, dy=15mm
Maximum value of SAR (interpolated) = 1.655 mW/g

Ch18900/Zoom Scan (5x5x7)/Cube 0: Measurement grid: dx=8mm, dy=8mm, dz=5mm
Reference Value = 13.404 V/m; Power Drift = -0.13 dB
Peak SAR (extrapolated) = 1.865 W/kg
SAR(1 g) = 1.170 mW/g; SAR(10 g) = 0.684 mW/g
Maximum value of SAR (measured) = 1.541 mW/g

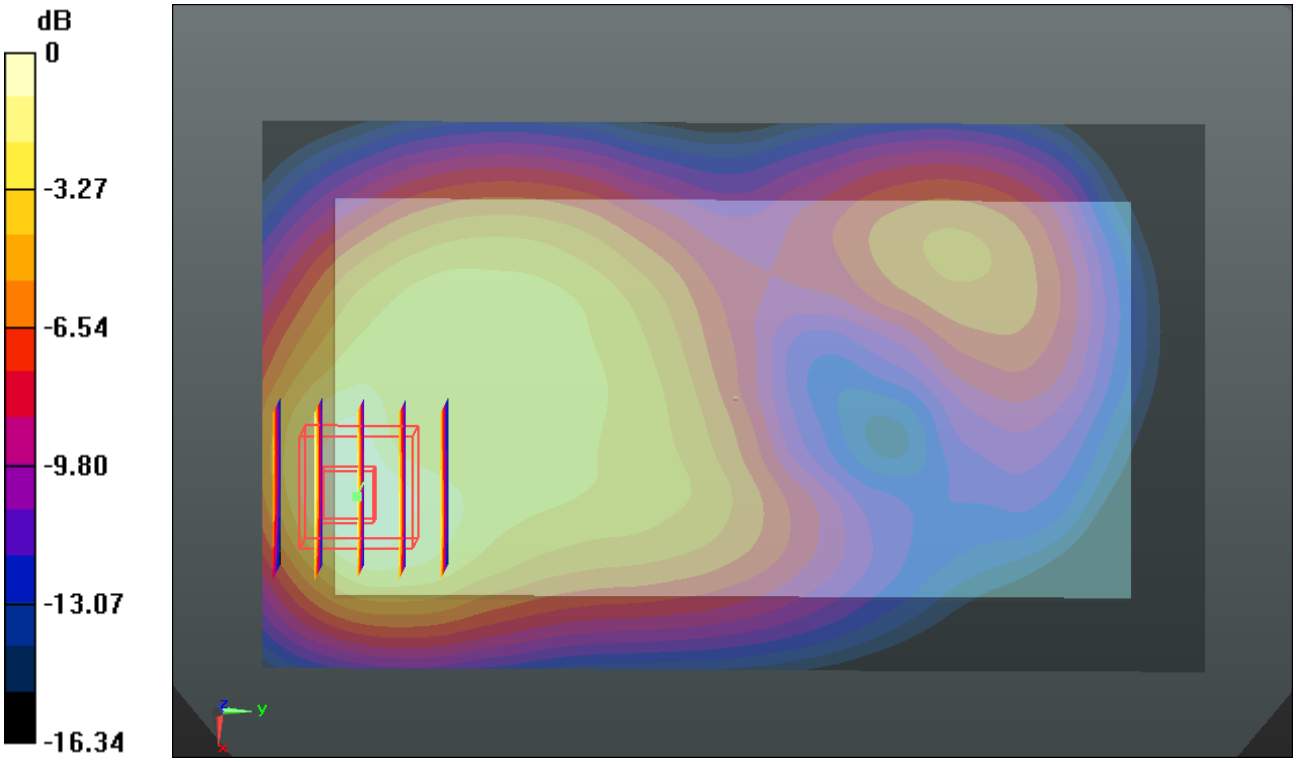

0 dB = 1.540mW/g

Test Laboratory: Sporton International Inc. SAR/HAC Testing Lab Date: 2015.03.28

#25_LTE Band 7_20M_QPSK(1,0)_Bottom Side 1cm_Ch21350

Communication System: FDD_LTE (0); Frequency: 2560 MHz;Duty Cycle: 1:1
Medium: MSL_2600_150328 Medium parameters used: f = 2560 MHz; σ = 2.149 mho/m; ε_r = 52.782; ρ = 1000 kg/m^3
Ambient Temperature：23.7 ℃； Liquid Temperature：22.6 ℃

DASY5 Configuration:
- Probe: EX3DV4 - SN3857; ConvF(6.82, 6.82, 6.82); Calibrated: 2014.05.23
- Sensor-Surface: 2mm (Mechanical Surface Detection)
- Electronics: DAE4 Sn1210; Calibrated: 2014.05.19
- Phantom: SAM1; Type: SAM; Serial: TP-1479
- Measurement SW: DASY52, Version 52.8 (8); SEMCAD X Version 14.4.5 (3634)

Ch21350/Area Scan (51x91x1): Measurement grid: dx=12mm, dy=12mm
Maximum value of SAR (interpolated) = 2.076 mW/g

Ch21350/Zoom Scan (7x7x7)/Cube 0: Measurement grid: dx=5mm, dy=5mm, dz=5mm
Reference Value = 16.762 V/m; Power Drift = 0.03 dB
Peak SAR (extrapolated) = 2.746 W/kg
SAR(1 g) = 1.290 mW/g; SAR(10 g) = 0.570 mW/g
Maximum value of SAR (measured) = 2.005 mW/g

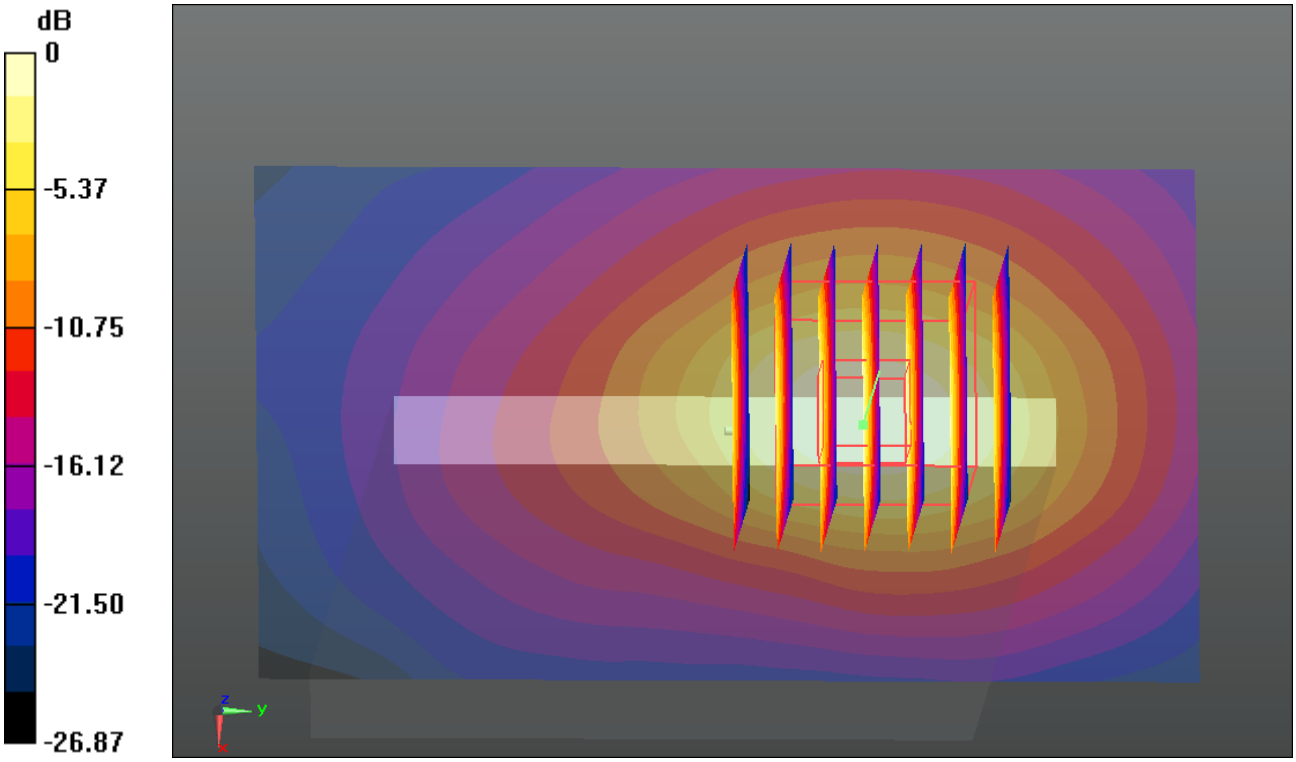

0 dB = 2.010mW/g

Test Laboratory: Sporton International Inc. SAR/HAC Testing Lab Date: 2015.04.04

#26_WLAN 2.4GHz_802.11b_1Mbp_Back 1cm_Ch11

Communication System: WIFI (0); Frequency: 2462 MHz;Duty Cycle: 1:1.024
Medium: MSL_2450_150404 Medium parameters used: f = 2462 MHz; σ = 1.959 mho/m; ε_r = 50.912; ρ = 1000 kg/m^3
Ambient Temperature：23.9 ℃； Liquid Temperature：22.6 ℃

DASY5 Configuration:
- Probe: EX3DV4 - SN3857; ConvF(7.14, 7.14, 7.14); Calibrated: 2014.05.23
- Sensor-Surface: 2mm (Mechanical Surface Detection)
- Electronics: DAE4 Sn1210; Calibrated: 2014.05.19
- Phantom: SAM2; Type: SAM; Serial: TP-1477
- Measurement SW: DASY52, Version 52.8 (8); SEMCAD X Version 14.4.5 (3634)

Ch11/Area Scan (81x151x1): Measurement grid: dx=12mm, dy=12mm
Maximum value of SAR (interpolated) = 0.776 mW/g

Ch11/Zoom Scan (7x7x7)/Cube 0: Measurement grid: dx=5mm, dy=5mm, dz=5mm
Reference Value = 2.317 V/m; Power Drift = 0.039 dB
Peak SAR (extrapolated) = 1.021 W/kg
SAR(1 g) = 0.457 mW/g; SAR(10 g) = 0.205 mW/g
Maximum value of SAR (measured) = 0.724 mW/g

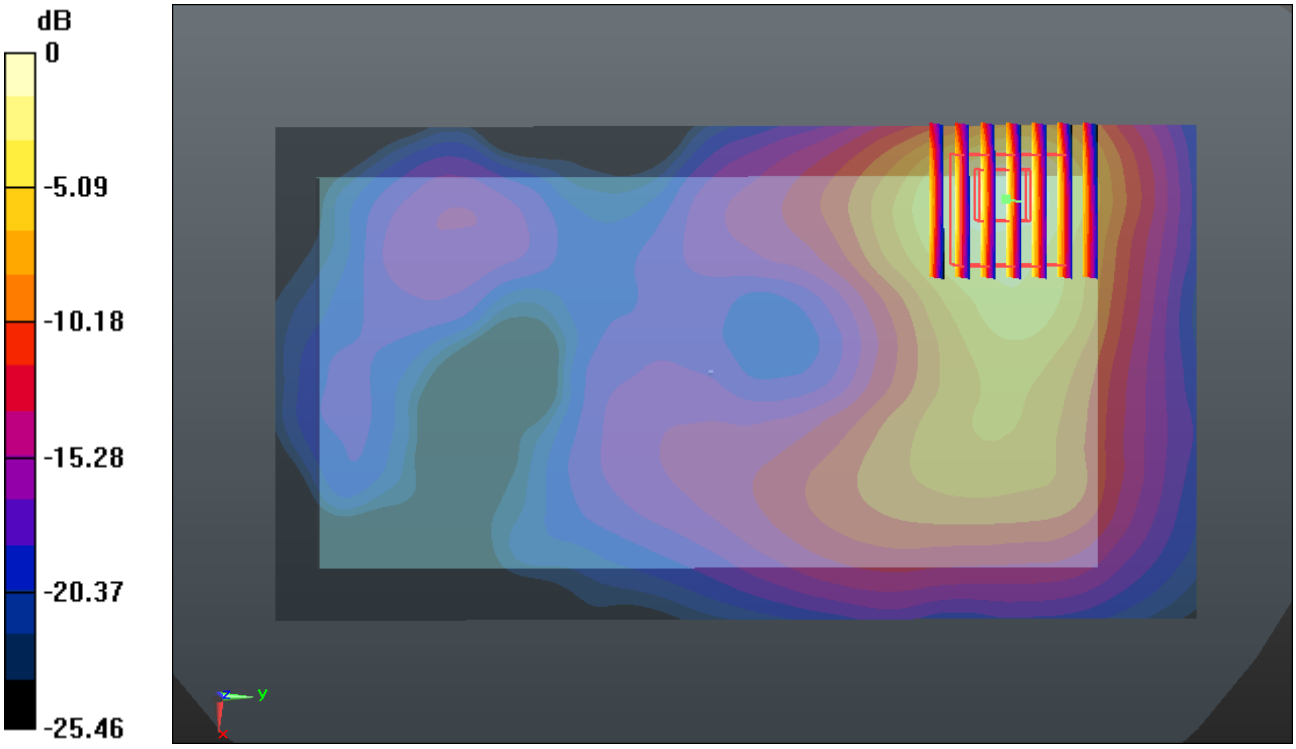

0 dB = 0.720mW/g

Test Laboratory: Sporton International Inc. SAR/HAC Testing Lab Date: 2015.04.13

#27_WLAN 5.8GHz_802.11a_6Mbps_Right Side 1cm_Ch157

Communication System: WIFI (0); Frequency: 5785 MHz;Duty Cycle: 1:1.146
Medium: MSL_5000_150413 Medium parameters used: f = 5785 MHz; σ = 6.214 mho/m; ε_r = 47.373; ρ = 1000 kg/m^3
Ambient Temperature：23.8 ℃； Liquid Temperature：22.6 ℃

DASY5 Configuration:
- Probe: EX3DV4 - SN3857; ConvF(4.21, 4.21, 4.21); Calibrated: 2014.05.23
- Sensor-Surface: 1.4mm (Mechanical Surface Detection)
- Electronics: DAE4 Sn1210; Calibrated: 2014.05.19
- Phantom: SAM1; Type: SAM; Serial: TP-1479
- Measurement SW: DASY52, Version 52.8 (8); SEMCAD X Version 14.4.5 (3634)

Ch157/Area Scan (41x181x1): Measurement grid: dx=10mm, dy=10mm
Maximum value of SAR (interpolated) = 0.475 mW/g

Ch157/Zoom Scan (8x8x7)/Cube 0: Measurement grid: dx=4mm, dy=4mm, dz=1.4mm
Reference Value = 1.787 V/m; Power Drift = -0.09 dB
Peak SAR (extrapolated) = 0.867 W/kg
SAR(1 g) = 0.198 mW/g; SAR(10 g) = 0.062 mW/g
Maximum value of SAR (measured) = 0.474 mW/g

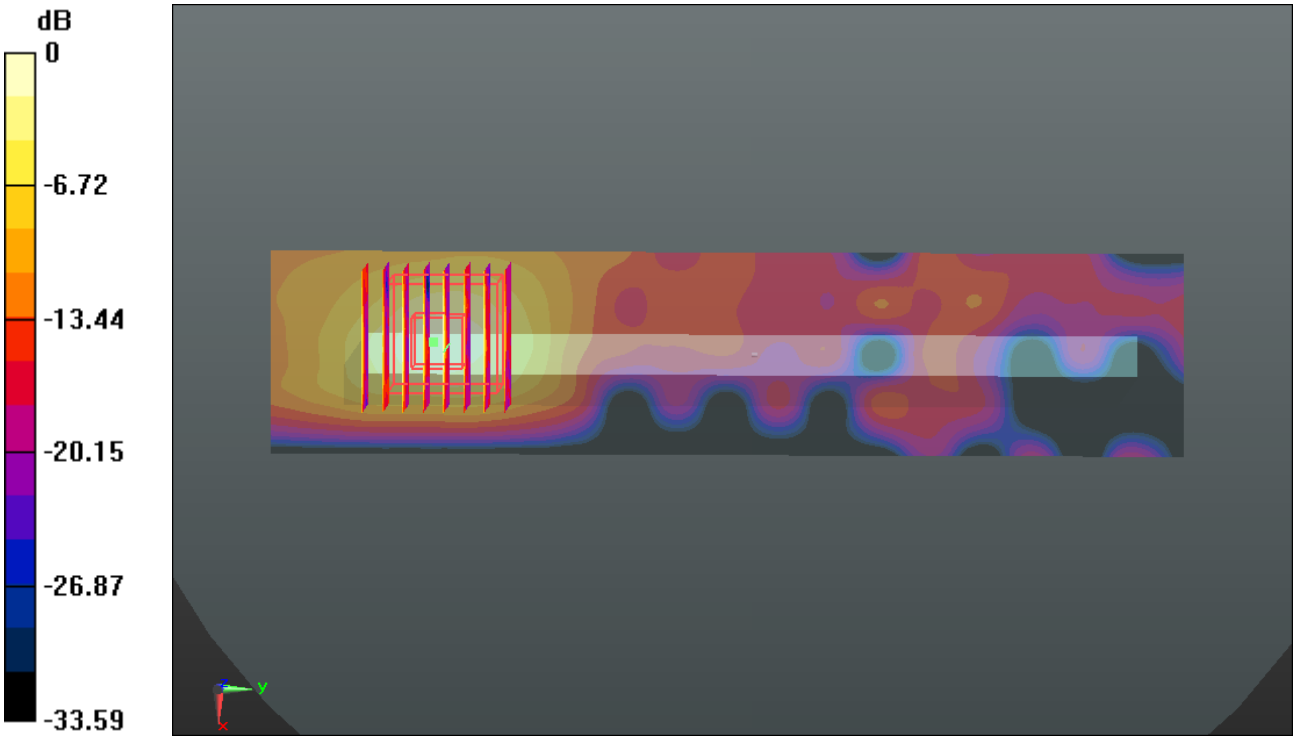

0 dB = 0.470mW/g

Test Laboratory: Sporton International Inc. SAR/HAC Testing Lab Date: 2015.03.28

#28_LTE Band 2_20M_QPSK(1,0)_Back 0cm_Ch18700

Communication System: FDD_LTE (0); Frequency: 1860 MHz;Duty Cycle: 1:1
Medium: MSL_1900_150325 Medium parameters used: f = 1860 MHz; σ = 1.495 mho/m; ε_r = 53.328; ρ = 1000 kg/m^3
Ambient Temperature：23.0 ℃； Liquid Temperature：22.0 ℃

DASY5 Configuration:
- Probe: EX3DV4 - SN3857; ConvF(7.56, 7.56, 7.56); Calibrated: 2014.05.23
- Sensor-Surface: 2mm (Mechanical Surface Detection)
- Electronics: DAE4 Sn1210; Calibrated: 2014.05.19
- Phantom: SAM1; Type: SAM; Serial: TP-1479
- Measurement SW: DASY52, Version 52.8 (8); SEMCAD X Version 14.4.5 (3634)

Ch18700/Area Scan (71x121x1): Measurement grid: dx=15mm, dy=15mm
Maximum value of SAR (interpolated) = 7.045 mW/g

Ch18700/Zoom Scan (5x5x7)/Cube 0: Measurement grid: dx=8mm, dy=8mm, dz=5mm
Reference Value = 7.822 V/m; Power Drift = -0.06 dB
Peak SAR (extrapolated) = 7.951 W/kg
SAR(1 g) = 4.24 mW/g; SAR(10 g) = 2.220 mW/g
Maximum value of SAR (measured) = 5.830 mW/g

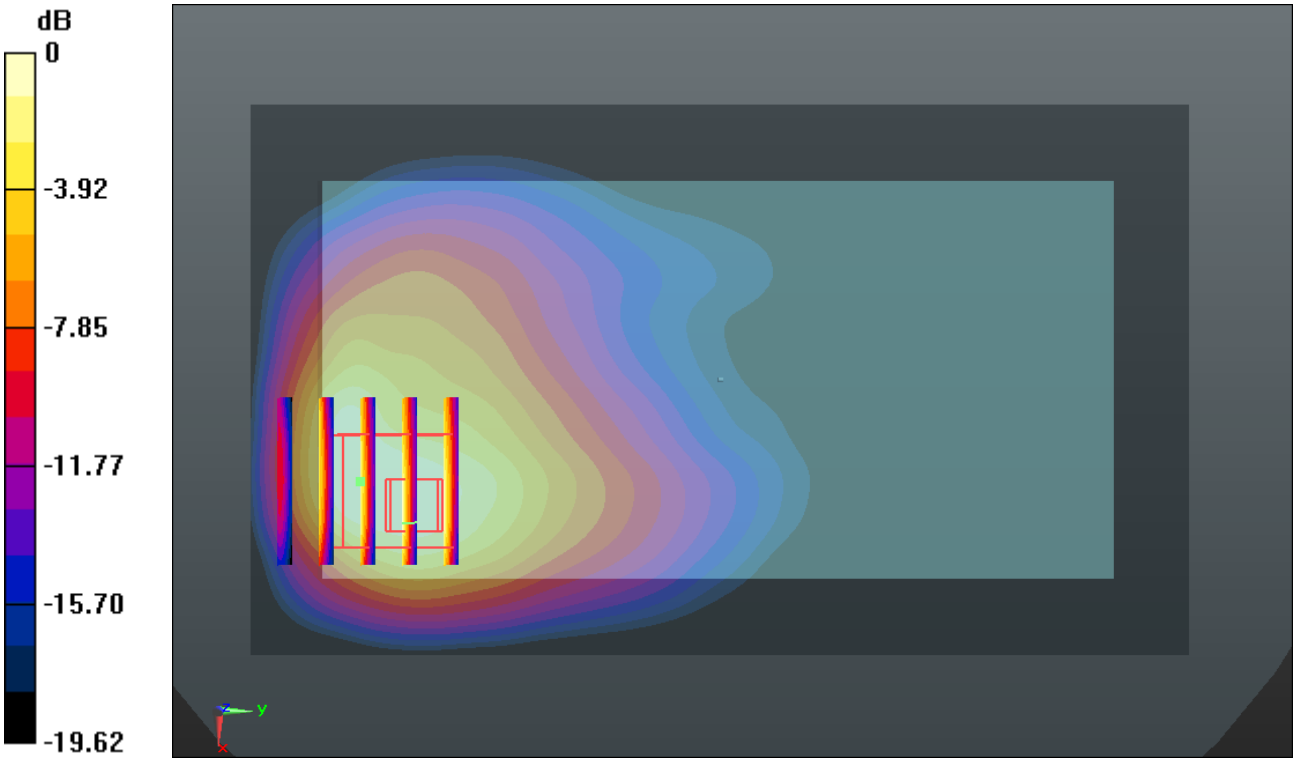

0 dB = 5.830mW/g

Test Laboratory: Sporton International Inc. SAR/HAC Testing Lab Date: 2015.03.28

#29_LTE Band 7_20M_QPSK(1,0)_Bottom Side 0cm_Ch21350

Communication System: FDD_LTE (0); Frequency: 2560 MHz;Duty Cycle: 1:1
Medium: MSL_2600_150328 Medium parameters used: f = 2560 MHz; σ = 2.149 mho/m; ε_r = 52.782; ρ = 1000 kg/m^3
Ambient Temperature：23.0 ℃； Liquid Temperature：22.0 ℃

DASY5 Configuration:
- Probe: EX3DV4 - SN3857; ConvF(6.82, 6.82, 6.82); Calibrated: 2014.05.23
- Sensor-Surface: 2mm (Mechanical Surface Detection)
- Electronics: DAE4 Sn1210; Calibrated: 2014.05.19
- Phantom: SAM1; Type: SAM; Serial: TP-1479
- Measurement SW: DASY52, Version 52.8 (8); SEMCAD X Version 14.4.5 (3634)

Ch21350/Area Scan (41x101x1): Measurement grid: dx=12mm, dy=12mm
Maximum value of SAR (interpolated) = 17.094 mW/g

Ch21350/Zoom Scan (7x7x7)/Cube 0: Measurement grid: dx=5mm, dy=5mm, dz=5mm
Reference Value = 42.436 V/m; Power Drift = 0.02 dB
Peak SAR (extrapolated) = 24.862 W/kg
SAR(1 g) = 9.62 mW/g; SAR(10 g) = 3.430 mW/g
Maximum value of SAR (measured) = 16.586 mW/g

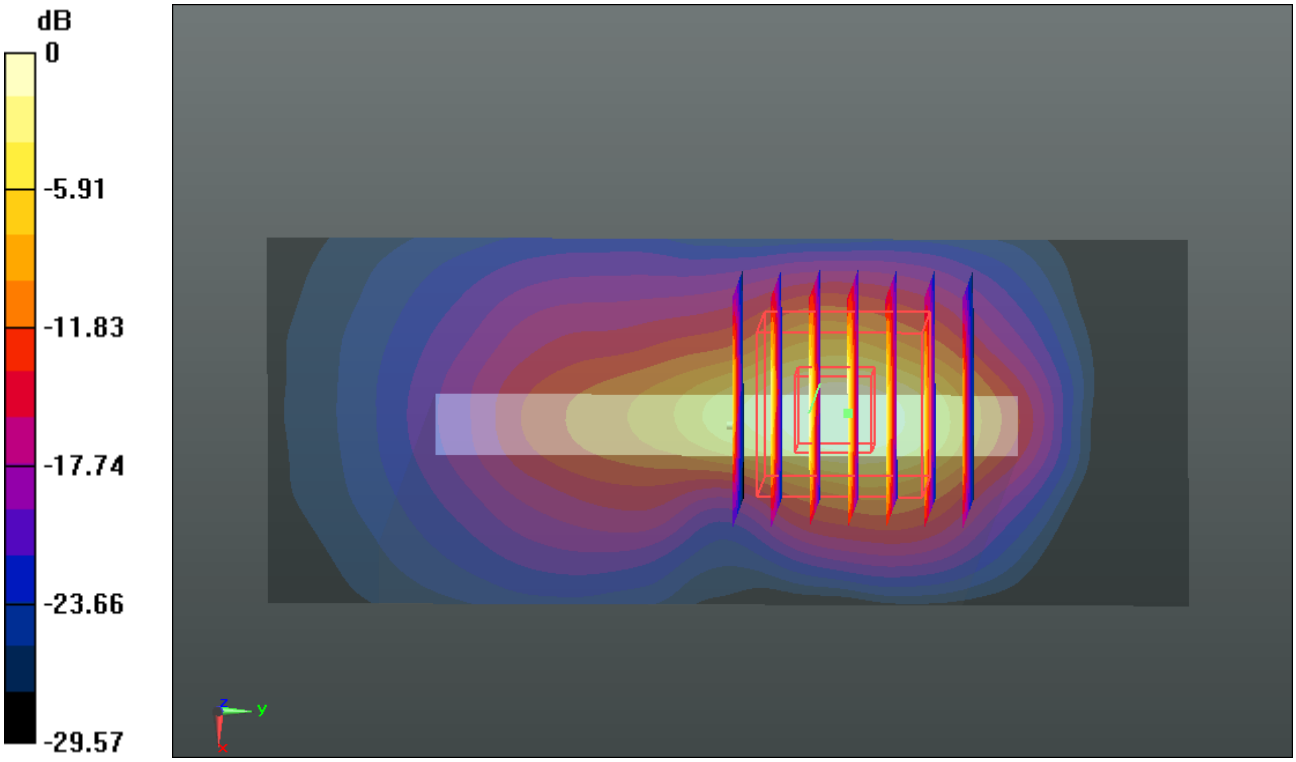

0 dB = 16.590mW/g

Test Laboratory: Sporton International Inc. SAR/HAC Testing Lab Date: 2015.03.25

#30_GSM850_GPRS (4 Tx slots)_Back 1cm_Ch251

Communication System: GPRS/EDGE (4 Tx slots) (0); Frequency: 848.8 MHz;Duty Cycle: 1:2.08
Medium: MSL_835_150325 Medium parameters used: f = 849 MHz; σ = 0.994 mho/m; ε_r = 54.329; ρ = 1000 kg/m^3
Ambient Temperature：23.7 ℃; Liquid Temperature：22.6 ℃

DASY5 Configuration:
- Probe: EX3DV4 - SN3857; ConvF(9.31, 9.31, 9.31); Calibrated: 2014.05.23
- Sensor-Surface: 2mm (Mechanical Surface Detection)
- Electronics: DAE4 Sn1210; Calibrated: 2014.05.19
- Phantom: SAM2; Type: SAM; Serial: TP-1477
- Measurement SW: DASY52, Version 52.8 (8); SEMCAD X Version 14.4.5 (3634)

Ch251/Area Scan (71x121x1): Measurement grid: dx=15mm, dy=15mm
Maximum value of SAR (interpolated) = 0.709 mW/g

Ch251/Zoom Scan (5x5x7)/Cube 0: Measurement grid: dx=8mm, dy=8mm, dz=5mm
Reference Value = 24.928 V/m; Power Drift = 0.08 dB
Peak SAR (extrapolated) = 1.100 W/kg
SAR(1 g) = 0.622 mW/g; SAR(10 g) = 0.476 mW/g
Maximum value of SAR (measured) = 0.717 mW/g

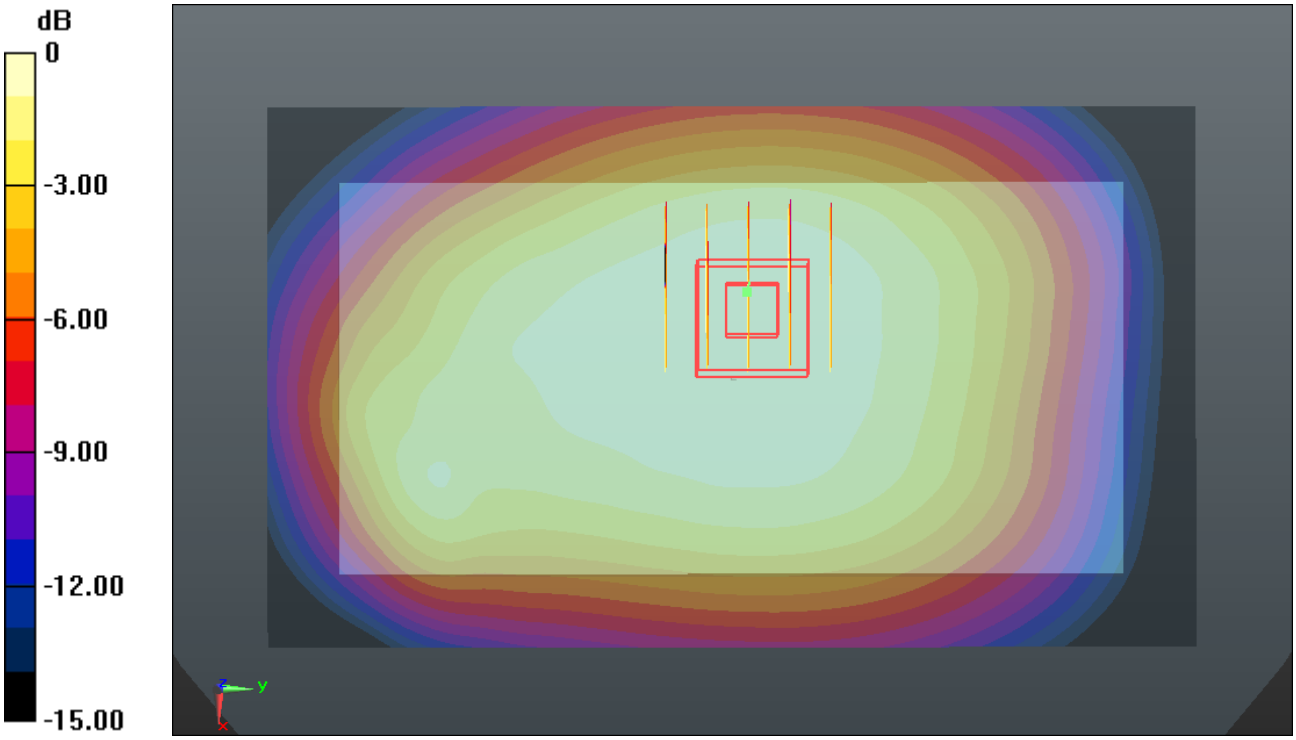

0 dB = 0.720mW/g

Test Laboratory: Sporton International Inc. SAR/HAC Testing Lab Date: 2015.04.11

#31_GSM1900_GPRS (4 Tx slots)_Back 1cm_Ch810

Communication System: GPRS/EDGE (4 Tx slots) (0); Frequency: 1909.8 MHz;Duty Cycle: 1:2.08
Medium: MSL_1900_150321 Medium parameters used: f = 1909.8 MHz; σ = 1.555 mho/m; ε_r = 53.206; ρ = 1000 kg/m^3
Ambient Temperature：23.8 ℃; Liquid Temperature：22.6 ℃

DASY5 Configuration:
- Probe: EX3DV4 - SN3857; ConvF(7.56, 7.56, 7.56); Calibrated: 2014.05.23
- Sensor-Surface: 2mm (Mechanical Surface Detection)
- Electronics: DAE4 Sn1210; Calibrated: 2014.05.19
- Phantom: SAM1; Type: SAM; Serial: TP-1479
- Measurement SW: DASY52, Version 52.8 (8); SEMCAD X Version 14.4.5 (3634)

Ch810/Area Scan (71x121x1): Measurement grid: dx=15mm, dy=15mm
Maximum value of SAR (interpolated) = 1.130 mW/g

Ch810/Zoom Scan (5x5x7)/Cube 0: Measurement grid: dx=8mm, dy=8mm, dz=5mm
Reference Value = 11.536 V/m; Power Drift = -0.05 dB
Peak SAR (extrapolated) = 1.317 W/kg
SAR(1 g) = 0.804 mW/g; SAR(10 g) = 0.465 mW/g
Maximum value of SAR (measured) = 1.086 mW/g

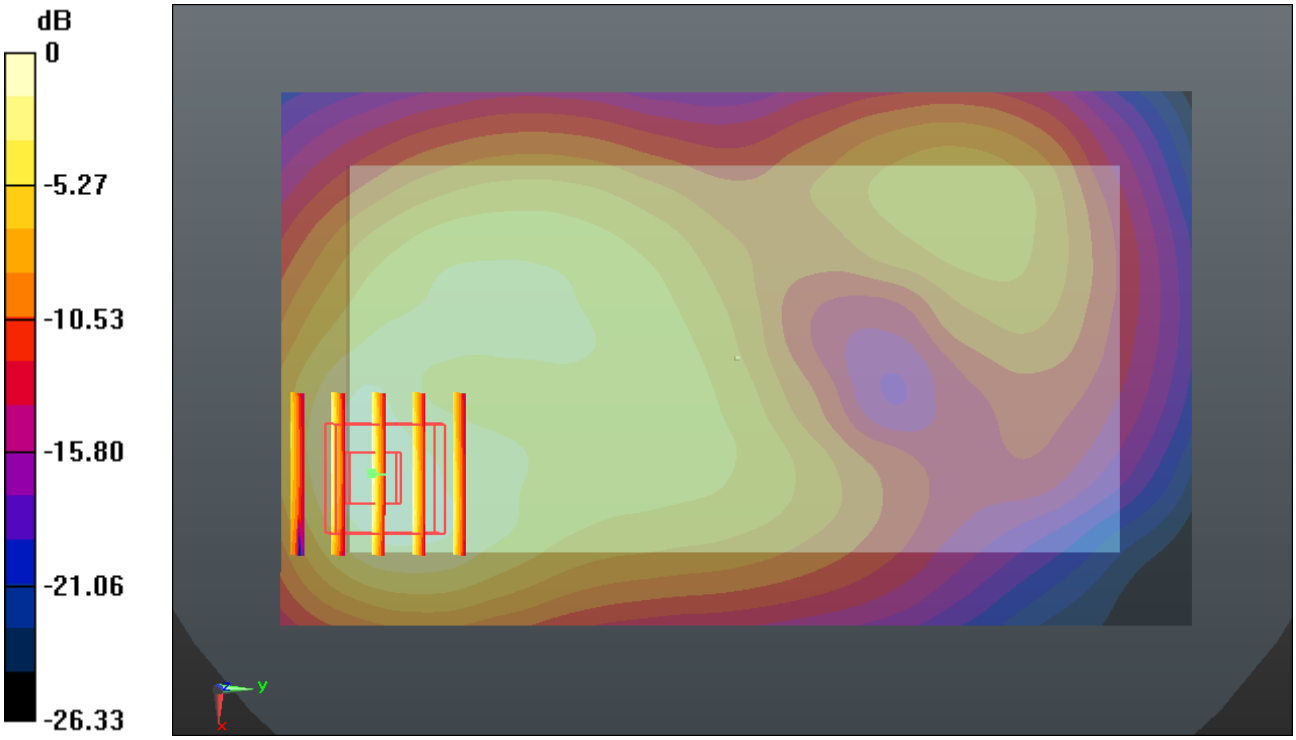

0 dB = 1.090mW/g

Test Laboratory: Sporton International Inc. SAR/HAC Testing Lab Date: 2015.03.25

#32_WCDMA Band V_RMC12.2Kbps_Back 1cm_Ch4132

Communication System: UMTS (0); Frequency: 826.4 MHz;Duty Cycle: 1:1
Medium: MSL_835_150325 Medium parameters used: f = 826.4 MHz; σ = 0.971 mho/m; ε_r = 54.557; ρ = 1000 kg/m^3
Ambient Temperature：23.7 ℃； Liquid Temperature：22.6 ℃

DASY5 Configuration:
- Probe: EX3DV4 - SN3857; ConvF(9.31, 9.31, 9.31); Calibrated: 2014.05.23
- Sensor-Surface: 2mm (Mechanical Surface Detection)
- Electronics: DAE4 Sn1210; Calibrated: 2014.05.19
- Phantom: SAM2; Type: SAM; Serial: TP-1477
- Measurement SW: DASY52, Version 52.8 (8); SEMCAD X Version 14.4.5 (3634)

Ch4132/Area Scan (71x121x1): Measurement grid: dx=15mm, dy=15mm
Maximum value of SAR (interpolated) = 0.538 mW/g

Ch4132/Zoom Scan (5x5x7)/Cube 0: Measurement grid: dx=8mm, dy=8mm, dz=5mm
Reference Value = 22.225 V/m; Power Drift = -0.0085 dB
Peak SAR (extrapolated) = 0.589 W/kg
SAR(1 g) = 0.469 mW/g; SAR(10 g) = 0.367 mW/g
Maximum value of SAR (measured) = 0.535 mW/g

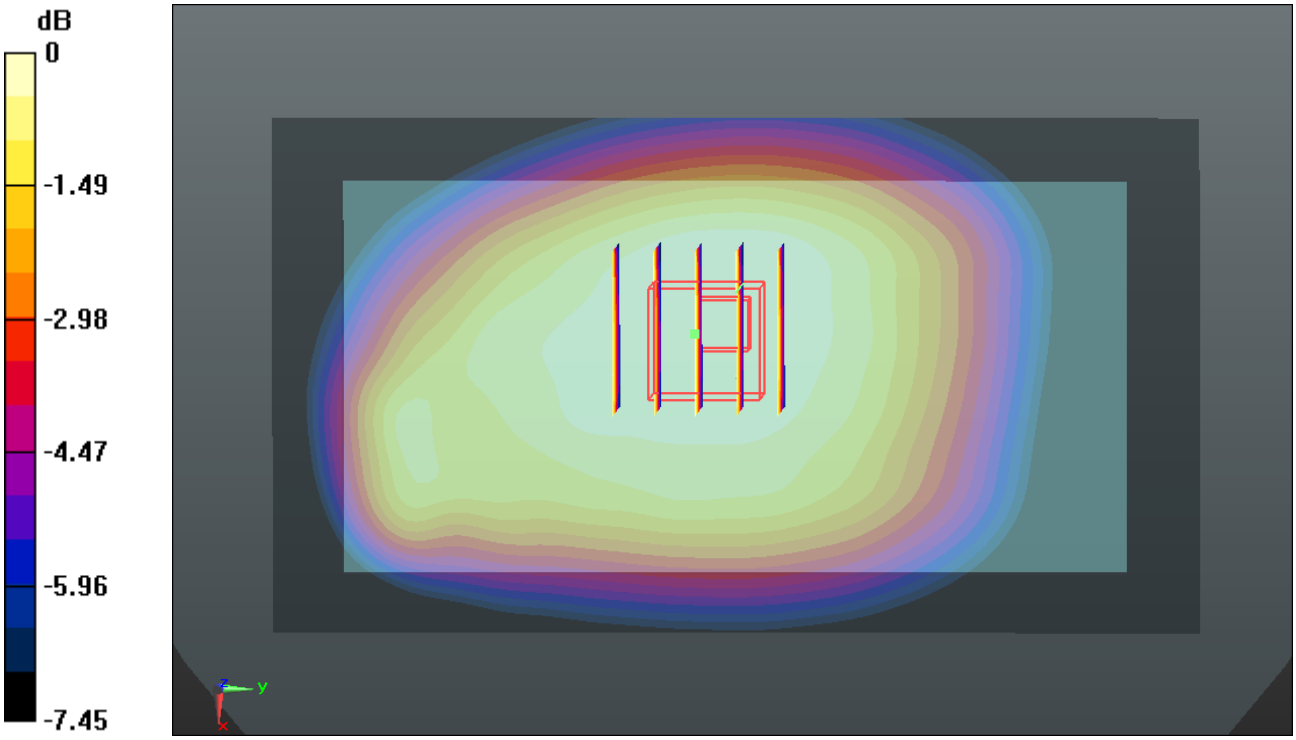

0 dB = 0.530mW/g

Test Laboratory: Sporton International Inc. SAR/HAC Testing Lab Date: 2015.03.25

#33_WCDMA Band IV_RMC12.2Kbps_Back 1cm_Ch1513

Communication System: UMTS (0); Frequency: 1752.6 MHz;Duty Cycle: 1:1
Medium: MSL_1750_150325 Medium parameters used: f = 1752.6 MHz; σ = 1.525 mho/m; ε_r = 54.433; ρ = 1000 kg/m^3
Ambient Temperature：23.9 ℃; Liquid Temperature：22.8 ℃

DASY5 Configuration:
- Probe: EX3DV4 - SN3857; ConvF(7.89, 7.89, 7.89); Calibrated: 2014.05.23
- Sensor-Surface: 2mm (Mechanical Surface Detection)
- Electronics: DAE4 Sn1210; Calibrated: 2014.05.19
- Phantom: SAM2; Type: SAM; Serial: TP-1477
- Measurement SW: DASY52, Version 52.8 (8); SEMCAD X Version 14.4.5 (3634)

Ch1513/Area Scan (71x121x1): Measurement grid: dx=15mm, dy=15mm
Maximum value of SAR (interpolated) = 1.104 mW/g

Ch1513/Zoom Scan (5x5x7)/Cube 0: Measurement grid: dx=8mm, dy=8mm, dz=5mm
Reference Value = 11.539 V/m; Power Drift = -0.12 dB
Peak SAR (extrapolated) = 1.321 W/kg
SAR(1 g) = 0.803 mW/g; SAR(10 g) = 0.493 mW/g
Maximum value of SAR (measured) = 1.055 mW/g

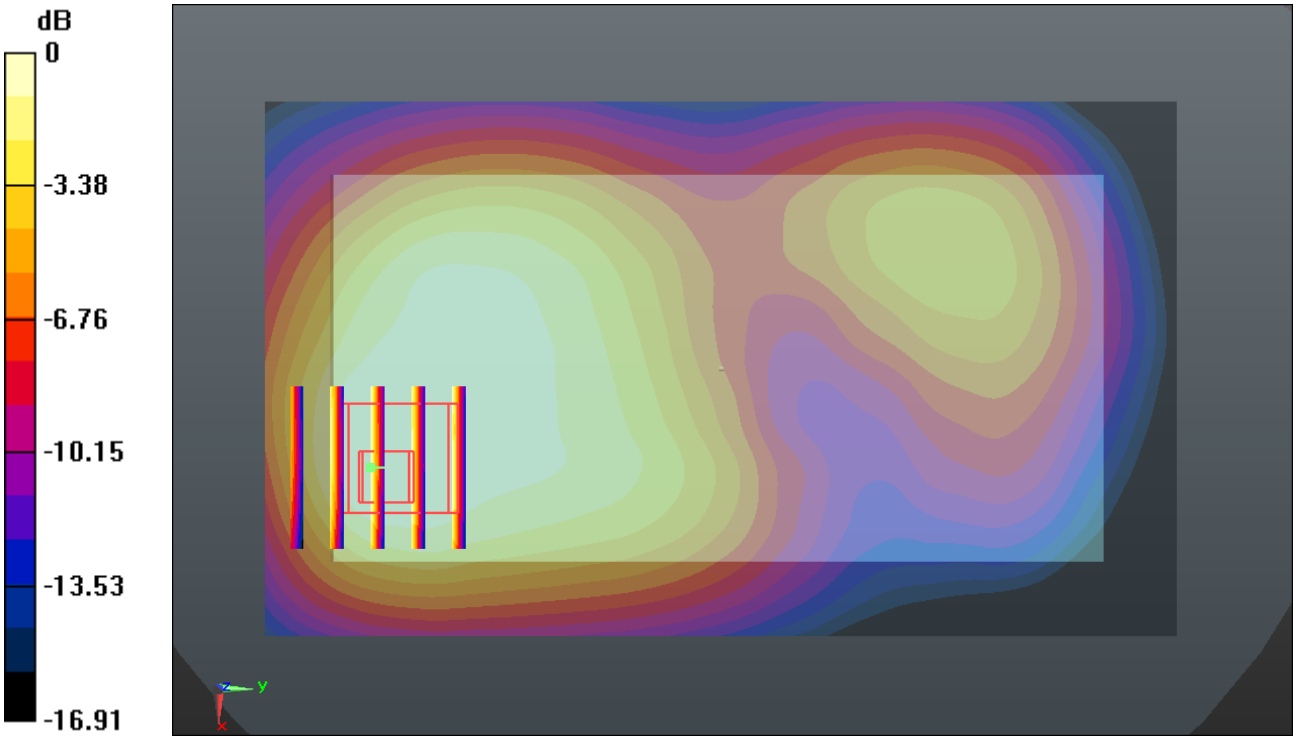

0 dB = 1.060mW/g

Test Laboratory: Sporton International Inc. SAR/HAC Testing Lab Date: 2015.03.21

#34_WCDMA Band II_RMC12.2Kbps_Back 1cm_Ch9358

Communication System: UMTS (0); Frequency: 1907.6 MHz;Duty Cycle: 1:1
Medium: MSL_1900_150321 Medium parameters used: f = 1907.6 MHz; σ = 1.553 mho/m; ε_r = 53.214; ρ = 1000 kg/m^3
Ambient Temperature：23.0 ℃； Liquid Temperature：22.0 ℃

DASY5 Configuration:
- Probe: EX3DV4 - SN3857; ConvF(7.56, 7.56, 7.56); Calibrated: 2014.05.23
- Sensor-Surface: 2mm (Mechanical Surface Detection)
- Electronics: DAE4 Sn1210; Calibrated: 2014.05.19
- Phantom: SAM1; Type: SAM; Serial: TP-1479
- Measurement SW: DASY52, Version 52.8 (8); SEMCAD X Version 14.4.5 (3634)

Ch9538/Area Scan (71x121x1): Measurement grid: dx=15mm, dy=15mm
Maximum value of SAR (interpolated) = 1.443 mW/g

Ch9538/Zoom Scan (5x5x7)/Cube 0: Measurement grid: dx=8mm, dy=8mm, dz=5mm
Reference Value = 15.116 V/m; Power Drift = -0.14 dB
Peak SAR (extrapolated) = 1.793 W/kg
SAR(1 g) = 1.080 mW/g; SAR(10 g) = 0.619 mW/g
Maximum value of SAR (measured) = 1.472 mW/g

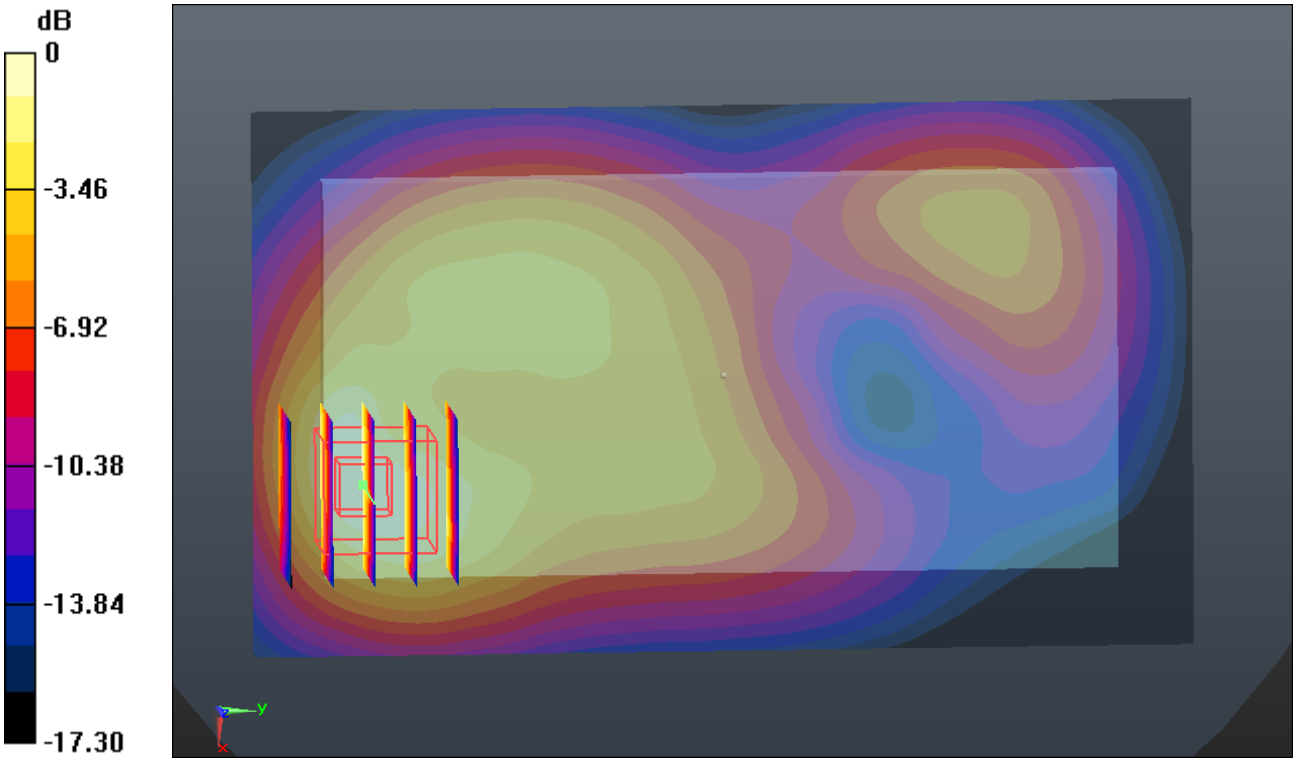

0 dB = 1.470mW/g

Test Laboratory: Sporton International Inc. SAR/HAC Testing Lab Date: 2015.03.25

#35_LTE Band 12_10M_QPSK(1,0)_Back 1cm_Ch23130

Communication System: FDD_LTE (0); Frequency: 711 MHz;Duty Cycle: 1:1
Medium: MSL_750_150325 Medium parameters used: f = 711 MHz; σ = 0.934 mho/m; ε_r = 54.838; ρ = 1000 kg/m^3
Ambient Temperature：23.7 ℃; Liquid Temperature：22.8 ℃

DASY5 Configuration:
- Probe: EX3DV4 - SN3857; ConvF(9.46, 9.46, 9.46); Calibrated: 2014.05.23
- Sensor-Surface: 2mm (Mechanical Surface Detection)
- Electronics: DAE4 Sn1210; Calibrated: 2014.05.19
- Phantom: SAM1; Type: SAM; Serial: TP-1479
- Measurement SW: DASY52, Version 52.8 (8); SEMCAD X Version 14.4.5 (3634)

Ch23130/Area Scan (71x121x1): Measurement grid: dx=15mm, dy=15mm
Maximum value of SAR (interpolated) = 0.189 mW/g

Ch23130/Zoom Scan (5x5x7)/Cube 0: Measurement grid: dx=8mm, dy=8mm, dz=5mm
Reference Value = 13.164 V/m; Power Drift = -0.10 dB
Peak SAR (extrapolated) = 0.211 W/kg
SAR(1 g) = 0.168 mW/g; SAR(10 g) = 0.133 mW/g
Maximum value of SAR (measured) = 0.193 mW/g

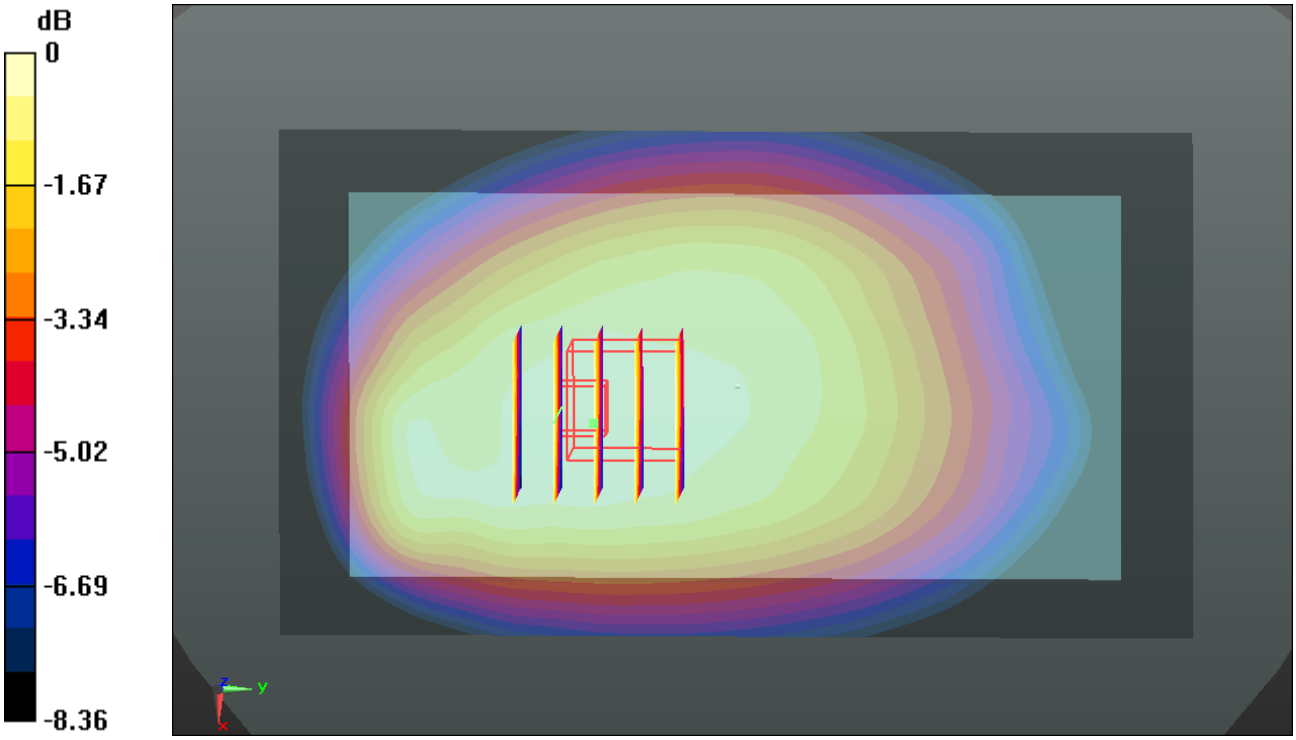

0 dB = 0.190mW/g

Test Laboratory: Sporton International Inc. SAR/HAC Testing Lab Date: 2015.03.25

#36_LTE Band 17_10M_QPSK(1,0)_Back 1cm_Ch23790

Communication System: FDD_LTE (0); Frequency: 710 MHz;Duty Cycle: 1:1
Medium: MSL_750_150325 Medium parameters used: f = 710 MHz; σ = 0.933 mho/m; ε_r = 54.842; ρ = 1000 kg/m^3
Ambient Temperature：23.7 ℃; Liquid Temperature：22.8 ℃

DASY5 Configuration:
- Probe: EX3DV4 - SN3857; ConvF(9.46, 9.46, 9.46); Calibrated: 2014.05.23
- Sensor-Surface: 2mm (Mechanical Surface Detection)
- Electronics: DAE4 Sn1210; Calibrated: 2014.05.19
- Phantom: SAM1; Type: SAM; Serial: TP-1479
- Measurement SW: DASY52, Version 52.8 (8); SEMCAD X Version 14.4.5 (3634)

Ch23790/Area Scan (71x121x1): Measurement grid: dx=15mm, dy=15mm
Maximum value of SAR (interpolated) = 0.216 mW/g

Ch23790/Zoom Scan (5x5x7)/Cube 0: Measurement grid: dx=8mm, dy=8mm, dz=5mm
Reference Value = 13.945 V/m; Power Drift = -0.05 dB
Peak SAR (extrapolated) = 0.238 W/kg
SAR(1 g) = 0.190 mW/g; SAR(10 g) = 0.150 mW/g
Maximum value of SAR (measured) = 0.217 mW/g

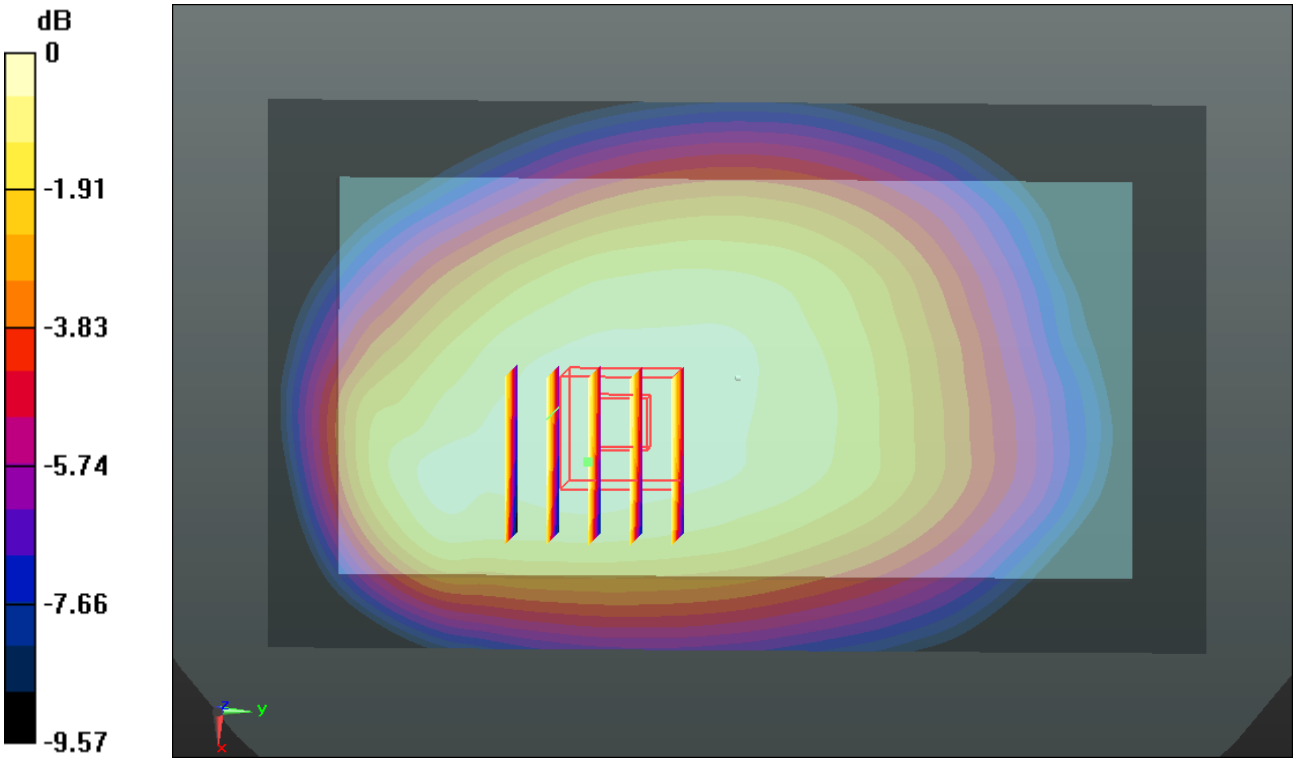

0 dB = 0.220mW/g

Test Laboratory: Sporton International Inc. SAR/HAC Testing Lab Date: 2015.03.25

#37_LTE Band 5_10M_QPSK(1,24)_Back 1cm_Ch20450

Communication System: FDD_LTE (0); Frequency: 829 MHz;Duty Cycle: 1:1
Medium: MSL_835_150325 Medium parameters used: f = 829 MHz; σ = 0.974 mho/m; ε_r = 54.536; ρ = 1000 kg/m^3
Ambient Temperature：23.7 ℃; Liquid Temperature：22.6 ℃

DASY5 Configuration:
- Probe: EX3DV4 - SN3857; ConvF(9.31, 9.31, 9.31); Calibrated: 2014.05.23
- Sensor-Surface: 2mm (Mechanical Surface Detection)
- Electronics: DAE4 Sn1210; Calibrated: 2014.05.19
- Phantom: SAM2; Type: SAM; Serial: TP-1477
- Measurement SW: DASY52, Version 52.8 (8); SEMCAD X Version 14.4.5 (3634)

Ch20450/Area Scan (71x121x1): Measurement grid: dx=15mm, dy=15mm
Maximum value of SAR (interpolated) = 0.570 mW/g

Ch20450/Zoom Scan (5x5x7)/Cube 0: Measurement grid: dx=8mm, dy=8mm, dz=5mm
Reference Value = 22.163 V/m; Power Drift = 0.031 dB
Peak SAR (extrapolated) = 0.622 W/kg
SAR(1 g) = 0.485 mW/g; SAR(10 g) = 0.364 mW/g
Maximum value of SAR (measured) = 0.564 mW/g

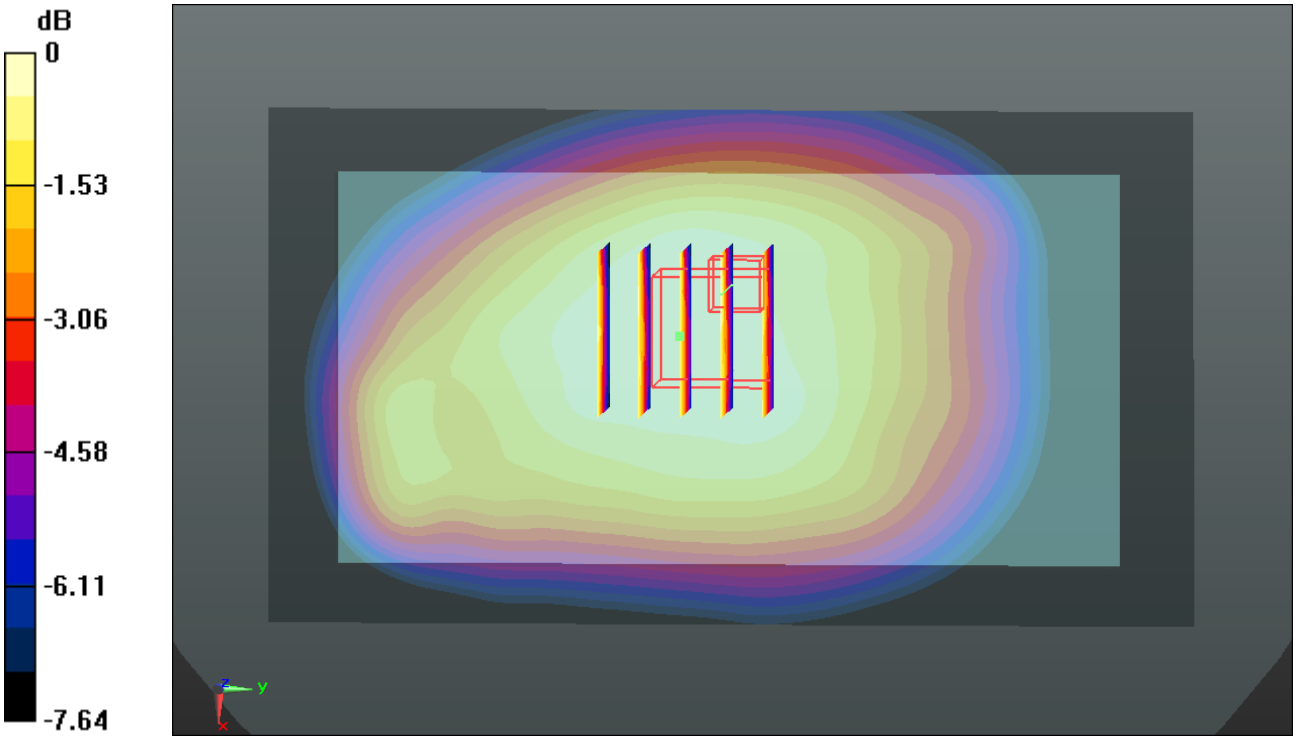

0 dB = 0.560mW/g

Test Laboratory: Sporton International Inc. SAR/HAC Testing Lab Date: 2015.03.25

#38_LTE Band 4_20M_QPSK(1,0)_Front 1cm_Ch20300

Communication System: FDD_LTE (0); Frequency: 1745 MHz;Duty Cycle: 1:1
Medium: MSL_1750_150325 Medium parameters used: f = 1745 MHz; σ = 1.516 mho/m; ε_r = 54.446; ρ = 1000 kg/m^3
Ambient Temperature：23.9 ℃； Liquid Temperature：22.8 ℃

DASY5 Configuration:
- Probe: EX3DV4 - SN3857; ConvF(7.89, 7.89, 7.89); Calibrated: 2014.05.23
- Sensor-Surface: 2mm (Mechanical Surface Detection)
- Electronics: DAE4 Sn1210; Calibrated: 2014.05.19
- Phantom: SAM2; Type: SAM; Serial: TP-1477
- Measurement SW: DASY52, Version 52.8 (8); SEMCAD X Version 14.4.5 (3634)

Ch20300/Area Scan (71x121x1): Measurement grid: dx=15mm, dy=15mm
Maximum value of SAR (interpolated) = 1.168 mW/g

Ch20300/Zoom Scan (5x5x7)/Cube 0: Measurement grid: dx=8mm, dy=8mm, dz=5mm
Reference Value = 10.207 V/m; Power Drift = -0.09 dB
Peak SAR (extrapolated) = 1.430 W/kg
SAR(1 g) = 0.872 mW/g; SAR(10 g) = 0.494 mW/g
Maximum value of SAR (measured) = 1.110 mW/g

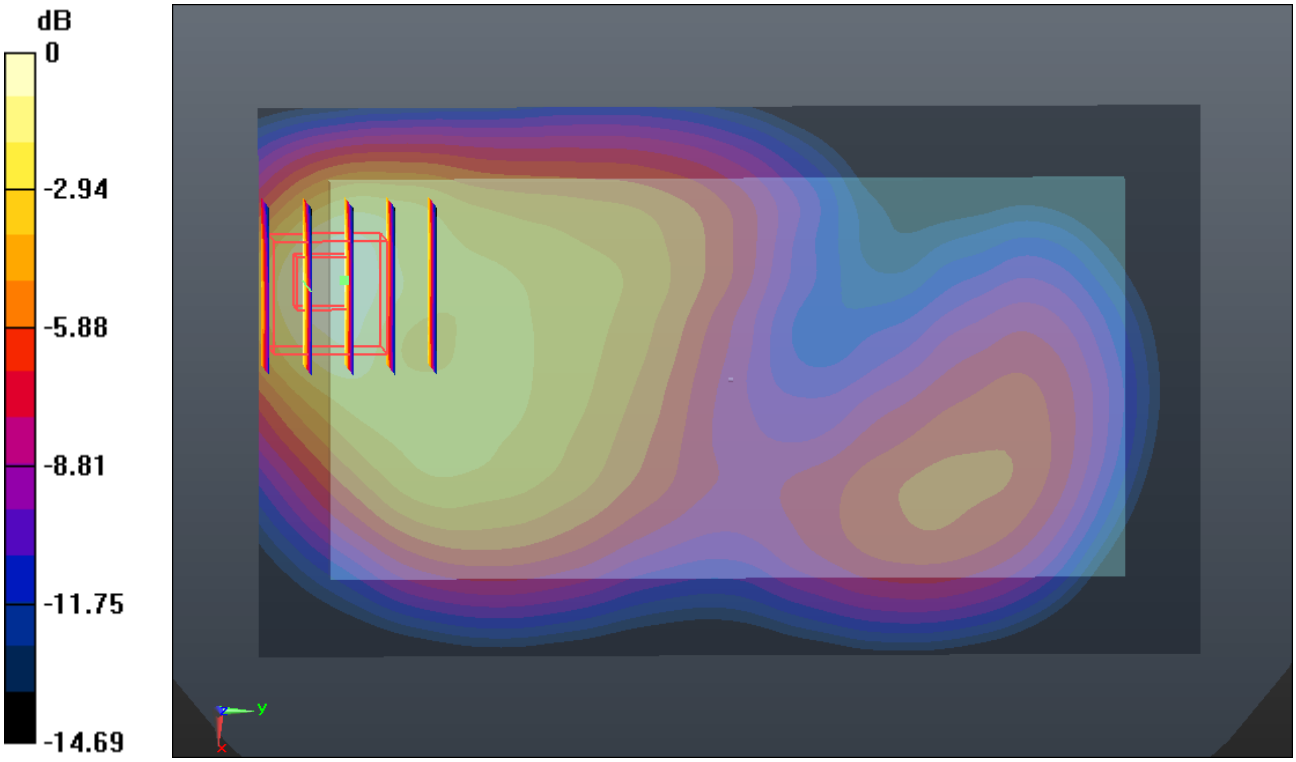

0 dB = 1.110mW/g

Test Laboratory: Sporton International Inc. SAR/HAC Testing Lab Date: 2015.03.25

#39_LTE Band 2_20M_QPSK(1,0)_Back 1cm_Ch19100_Headset 1

Communication System: FDD_LTE (0); Frequency: 1900 MHz;Duty Cycle: 1:1
Medium: MSL_1900_150325 Medium parameters used: f = 1900 MHz; σ = 1.544 mho/m; ε_r = 53.236; ρ = 1000 kg/m^3
Ambient Temperature：23.8 ℃; Liquid Temperature：22.6 ℃

DASY5 Configuration:
- Probe: EX3DV4 - SN3857; ConvF(7.56, 7.56, 7.56); Calibrated: 2014.05.23
- Sensor-Surface: 2mm (Mechanical Surface Detection)
- Electronics: DAE4 Sn1210; Calibrated: 2014.05.19
- Phantom: SAM1; Type: SAM; Serial: TP-1479
- Measurement SW: DASY52, Version 52.8 (8); SEMCAD X Version 14.4.5 (3634)

Ch19100/Area Scan (71x121x1): Measurement grid: dx=15mm, dy=15mm
Maximum value of SAR (interpolated) = 1.578 mW/g

Ch19100/Zoom Scan (5x5x7)/Cube 0: Measurement grid: dx=8mm, dy=8mm, dz=5mm
Reference Value = 13.962 V/m; Power Drift = -0.13 dB
Peak SAR (extrapolated) = 1.881 W/kg
SAR(1 g) = 1.160 mW/g; SAR(10 g) = 0.685 mW/g
Maximum value of SAR (measured) = 1.562 mW/g

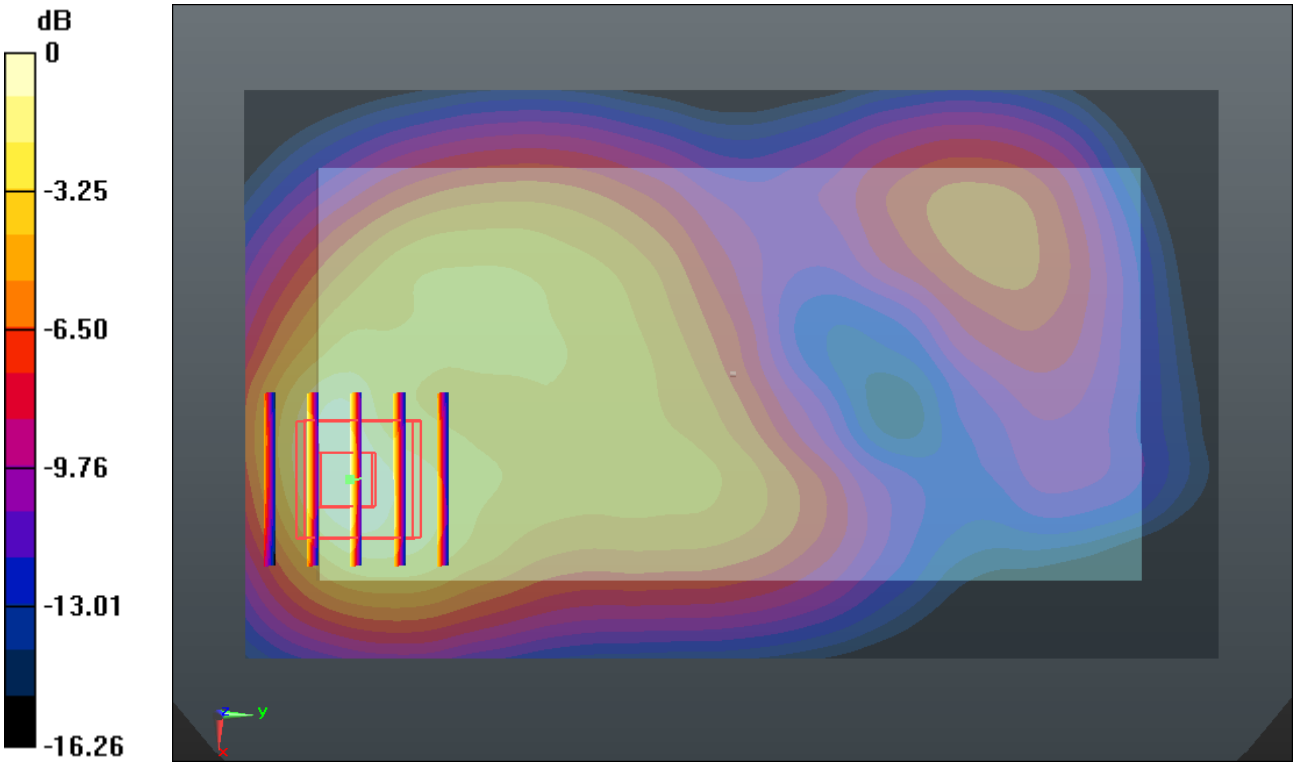

0 dB = 1.560mW/g

Test Laboratory: Sporton International Inc. SAR/HAC Testing Lab Date: 2015.03.26

#40_LTE Band 7_20M_QPSK(1,0)_Back 1cm_Ch21350

Communication System: FDD_LTE (0); Frequency: 2560 MHz;Duty Cycle: 1:1
Medium: MSL_2600_150328 Medium parameters used: f = 2560 MHz; σ = 2.149 mho/m; ε_r = 52.782; ρ = 1000 kg/m^3
Ambient Temperature：23.0 ℃； Liquid Temperature：22.0 ℃

DASY5 Configuration:
- Probe: EX3DV4 - SN3857; ConvF(6.82, 6.82, 6.82); Calibrated: 2014.05.23
- Sensor-Surface: 2mm (Mechanical Surface Detection)
- Electronics: DAE4 Sn1210; Calibrated: 2014.05.19
- Phantom: SAM1; Type: SAM; Serial: TP-1479
- Measurement SW: DASY52, Version 52.8 (8); SEMCAD X Version 14.4.5 (3634)

Ch21350/Area Scan (81x151x1): Measurement grid: dx=12mm, dy=12mm
Maximum value of SAR (interpolated) = 2.148 mW/g

Ch21350/Zoom Scan (7x7x7)/Cube 0: Measurement grid: dx=5mm, dy=5mm, dz=5mm
Reference Value = 1.642 V/m; Power Drift = 0.10 dB
Peak SAR (extrapolated) = 2.742 W/kg
SAR(1 g) = 1.270 mW/g; SAR(10 g) = 0.551 mW/g
Maximum value of SAR (measured) = 2.009 mW/g

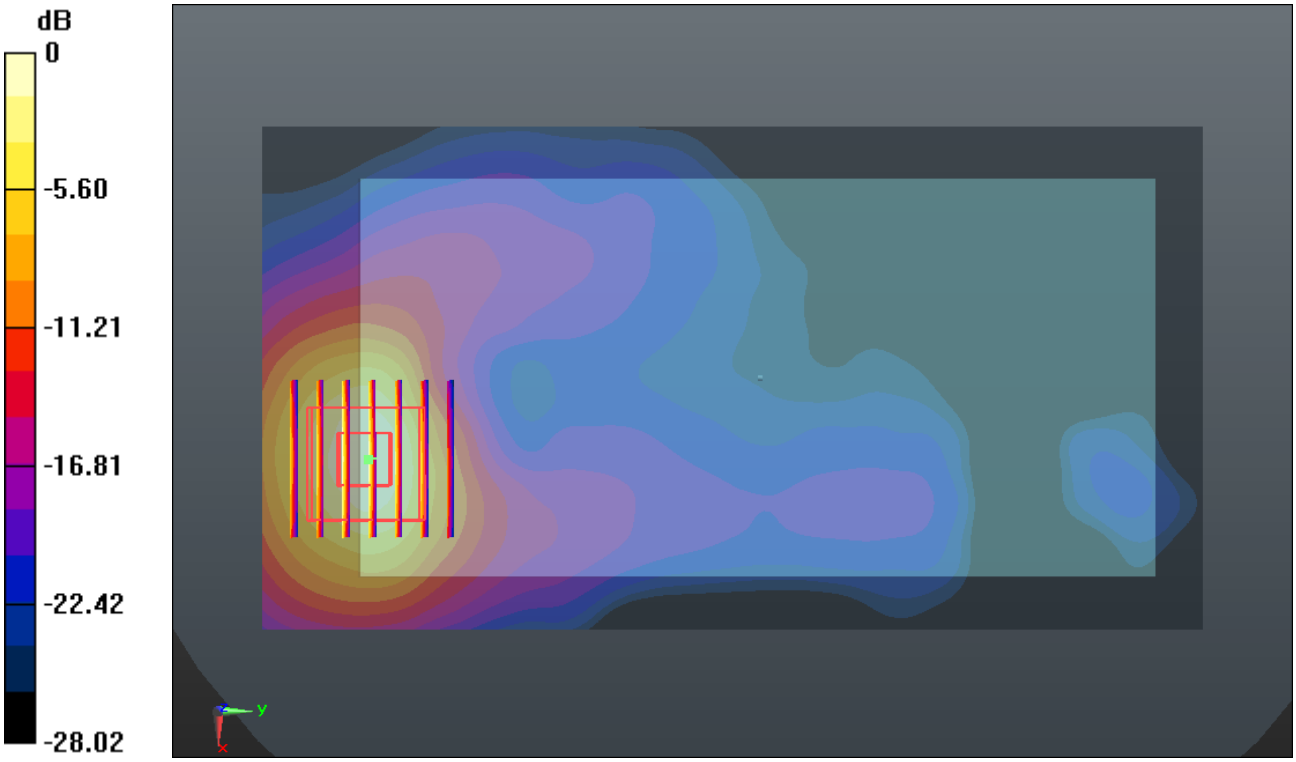

0 dB = 2.010mW/g

Test Laboratory: Sporton International Inc. SAR/HAC Testing Lab Date: 2015.04.04

#41_WLAN 2.4GHz_802.11b_1Mbps_Back 1cm_Ch11

Communication System: WIFI (0); Frequency: 2462 MHz;Duty Cycle: 1:1.024
Medium: MSL_2450_150404 Medium parameters used: f = 2462 MHz; σ = 1.959 mho/m; ε_r = 50.912; ρ = 1000 kg/m^3
Ambient Temperature：23.9 ℃； Liquid Temperature：22.6 ℃

DASY5 Configuration:
- Probe: EX3DV4 - SN3857; ConvF(7.14, 7.14, 7.14); Calibrated: 2014.05.23
- Sensor-Surface: 2mm (Mechanical Surface Detection)
- Electronics: DAE4 Sn1210; Calibrated: 2014.05.19
- Phantom: SAM2; Type: SAM; Serial: TP-1477
- Measurement SW: DASY52, Version 52.8 (8); SEMCAD X Version 14.4.5 (3634)

Ch11/Area Scan (81x151x1): Measurement grid: dx=12mm, dy=12mm
Maximum value of SAR (interpolated) = 0.776 mW/g

Ch11/Zoom Scan (7x7x7)/Cube 0: Measurement grid: dx=5mm, dy=5mm, dz=5mm
Reference Value = 2.317 V/m; Power Drift = 0.039 dB
Peak SAR (extrapolated) = 1.021 W/kg
SAR(1 g) = 0.457 mW/g; SAR(10 g) = 0.205 mW/g
Maximum value of SAR (measured) = 0.724 mW/g

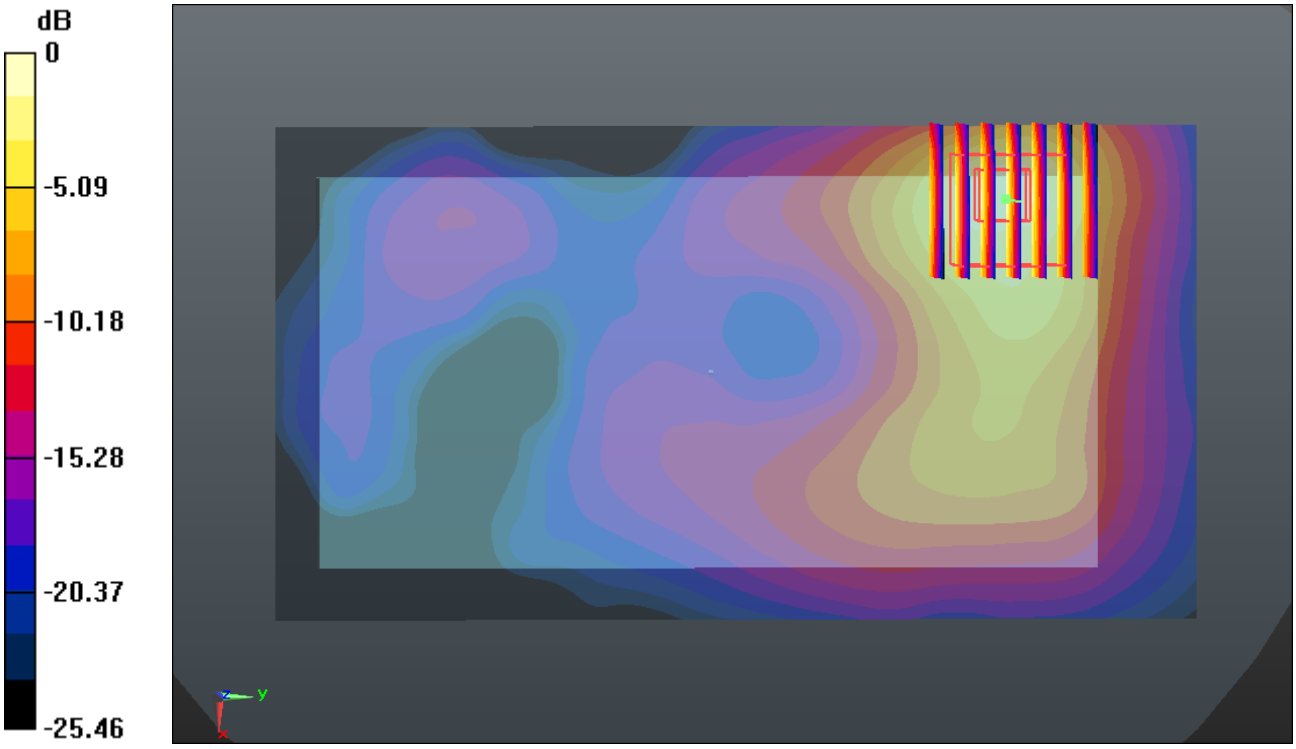

0 dB = 0.720mW/g

Test Laboratory: Sporton International Inc. SAR/HAC Testing Lab Date: 2015.04.13

#42_WLAN 5.2GHz_802.11a_6Mbps_Back 1cm_Ch48

Communication System: WIFI (0); Frequency: 5240 MHz;Duty Cycle: 1:1.146
Medium: MSL_5000_150413 Medium parameters used: f = 5240 MHz; σ = 5.414 mho/m; ε_r = 48.588; ρ = 1000 kg/m^3
Ambient Temperature：23.0 ℃； Liquid Temperature：22.0 ℃

DASY5 Configuration:
- Probe: EX3DV4 - SN3857; ConvF(4.54, 4.54, 4.54); Calibrated: 2014.05.23
- Sensor-Surface: 1.4mm (Mechanical Surface Detection)
- Electronics: DAE4 Sn1210; Calibrated: 2014.05.19
- Phantom: SAM1; Type: SAM; Serial: TP-1479
- Measurement SW: DASY52, Version 52.8 (8); SEMCAD X Version 14.4.5 (3634)

Ch48/Area Scan (101x191x1): Measurement grid: dx=10mm, dy=10mm
Maximum value of SAR (interpolated) = 0.107 mW/g

Ch48/Zoom Scan (8x8x7)/Cube 0: Measurement grid: dx=4mm, dy=4mm, dz=1.4mm
Reference Value = 1.198 V/m; Power Drift = -0.042 dB
Peak SAR (extrapolated) = 0.155 W/kg
SAR(1 g) = 0.040 mW/g; SAR(10 g) = 0.015 mW/g
Maximum value of SAR (measured) = 0.100 mW/g

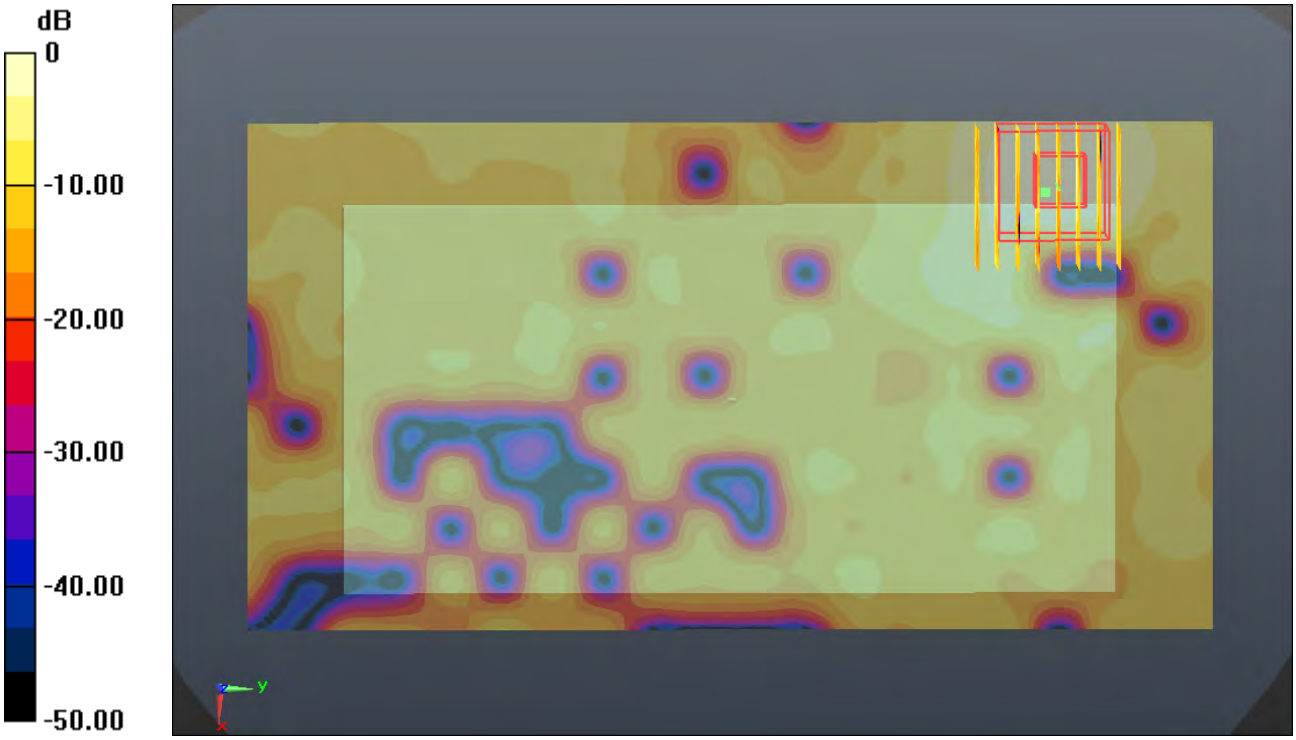

0 dB = 0.100mW/g

Test Laboratory: Sporton International Inc. SAR/HAC Testing Lab Date: 2015.04.13

#43_WLAN 5.8GHz_802.11a_6Mbps_Back 1cm_Ch157

Communication System: WIFI (0); Frequency: 5785 MHz;Duty Cycle: 1:1.146
Medium: MSL_5000_150413 Medium parameters used: f = 5785 MHz; σ = 6.214 mho/m; ε_r = 47.373; ρ = 1000 kg/m^3
Ambient Temperature：23.0 ℃； Liquid Temperature：22.0 ℃

DASY5 Configuration:
- Probe: EX3DV4 - SN3857; ConvF(4.21, 4.21, 4.21); Calibrated: 2014.05.23
- Sensor-Surface: 1.4mm (Mechanical Surface Detection)
- Electronics: DAE4 Sn1210; Calibrated: 2014.05.19
- Phantom: SAM1; Type: SAM; Serial: TP-1479
- Measurement SW: DASY52, Version 52.8 (8); SEMCAD X Version 14.4.5 (3634)

Ch157/Area Scan (101x191x1): Measurement grid: dx=10mm, dy=10mm
Maximum value of SAR (interpolated) = 0.312 mW/g

Ch157/Zoom Scan (8x8x7)/Cube 0: Measurement grid: dx=4mm, dy=4mm, dz=1.4mm
Reference Value = 1.601 V/m; Power Drift = -0.03 dB
Peak SAR (extrapolated) = 0.424 W/kg
SAR(1 g) = 0.109 mW/g; SAR(10 g) = 0.041 mW/g
Maximum value of SAR (measured) = 0.286 mW/g



0 dB = 0.290mW/g