LTE Band 7 / 10MHz

Middle Channel / QPSK

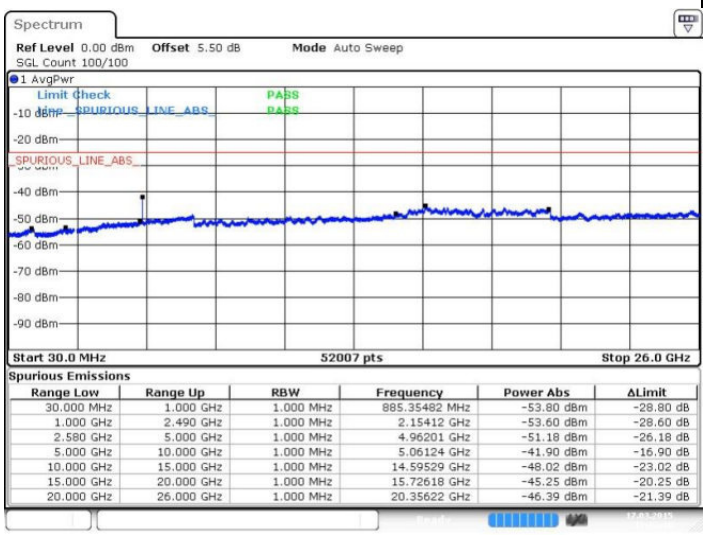

Spurious Emissions

Range Low	Range Up	RBW	Frequency	Power Abs	ΔLimit
30.000 MHz	1.000 GHz	1.000 MHz	885.35482 MHz	-53.80 dBm	-28.80 dB
1.000 GHz	2.490 GHz	1.000 MHz	2.15412 GHz	-53.60 dBm	-28.60 dB
2.580 GHz	5.000 GHz	1.000 MHz	4.96201 GHz	-51.18 dBm	-26.18 dB
5.000 GHz	10.000 GHz	1.000 MHz	5.06124 GHz	-41.90 dBm	-16.90 dB
10.000 GHz	15.000 GHz	1.000 MHz	14.59529 GHz	-48.02 dBm	-23.02 dB
15.000 GHz	20.000 GHz	1.000 MHz	15.72618 GHz	-45.25 dBm	-20.25 dB
20.000 GHz	26.000 GHz	1.000 MHz	20.35622 GHz	-46.39 dBm	-21.39 dB

Date: 17.MAR.2015 17:44:10

Middle Channel / 16QAM

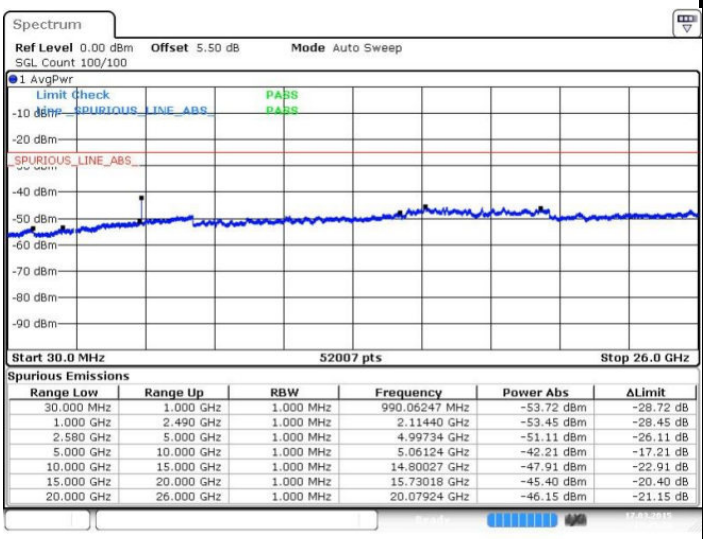

Spurious Emissions

Range Low	Range Up	RBW	Frequency	Power Abs	ΔLimit
30.000 MHz	1.000 GHz	1.000 MHz	990.06247 MHz	-53.72 dBm	-28.72 dB
1.000 GHz	2.490 GHz	1.000 MHz	2.11440 GHz	-53.45 dBm	-28.45 dB
2.580 GHz	5.000 GHz	1.000 MHz	4.99734 GHz	-51.11 dBm	-26.11 dB
5.000 GHz	10.000 GHz	1.000 MHz	5.06124 GHz	-42.21 dBm	-17.21 dB
10.000 GHz	15.000 GHz	1.000 MHz	14.80027 GHz	-47.91 dBm	-22.91 dB
15.000 GHz	20.000 GHz	1.000 MHz	15.73018 GHz	-45.40 dBm	-20.40 dB
20.000 GHz	26.000 GHz	1.000 MHz	20.07924 GHz	-46.15 dBm	-21.15 dB

Date: 17.MAR.2015 17:45:28

Highest Channel / QPSK

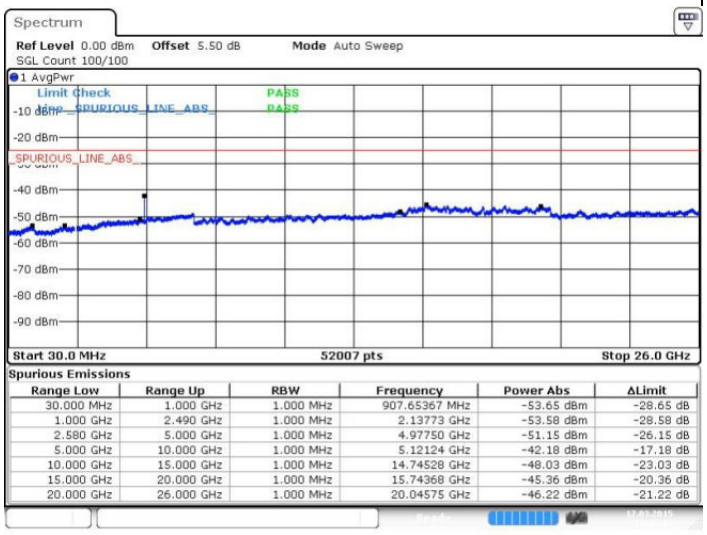

Spurious Emissions

Range Low	Range Up	RBW	Frequency	Power Abs	ΔLimit
30.000 MHz	1.000 GHz	1.000 MHz	907.65367 MHz	-53.65 dBm	-28.65 dB
1.000 GHz	2.490 GHz	1.000 MHz	2.13773 GHz	-53.58 dBm	-28.58 dB
2.580 GHz	5.000 GHz	1.000 MHz	4.97750 GHz	-51.15 dBm	-26.15 dB
5.000 GHz	10.000 GHz	1.000 MHz	5.12124 GHz	-42.18 dBm	-17.18 dB
10.000 GHz	15.000 GHz	1.000 MHz	14.74528 GHz	-48.03 dBm	-23.03 dB
15.000 GHz	20.000 GHz	1.000 MHz	15.74368 GHz	-45.36 dBm	-20.36 dB
20.000 GHz	26.000 GHz	1.000 MHz	20.04575 GHz	-46.22 dBm	-21.22 dB

Date: 17.MAR.2015 17:47:30

Highest Channel / 16QAM

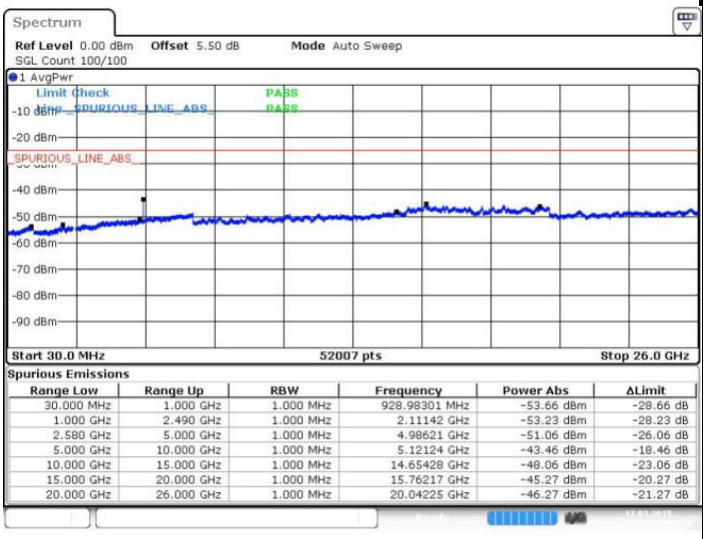

Spurious Emissions

Range Low	Range Up	RBW	Frequency	Power Abs	ΔLimit
30.000 MHz	1.000 GHz	1.000 MHz	928.98301 MHz	-53.66 dBm	-28.66 dB
1.000 GHz	2.490 GHz	1.000 MHz	2.11142 GHz	-53.23 dBm	-28.23 dB
2.580 GHz	5.000 GHz	1.000 MHz	4.98621 GHz	-51.06 dBm	-26.06 dB
5.000 GHz	10.000 GHz	1.000 MHz	5.12124 GHz	-43.46 dBm	-18.46 dB
10.000 GHz	15.000 GHz	1.000 MHz	14.65428 GHz	-48.06 dBm	-23.06 dB
15.000 GHz	20.000 GHz	1.000 MHz	15.76217 GHz	-45.27 dBm	-20.27 dB
20.000 GHz	26.000 GHz	1.000 MHz	20.04225 GHz	-46.27 dBm	-21.27 dB

Date: 17.MAR.2015 17:48:49

LTE Band 7 / 15MHz

Lowest Channel / QPSK

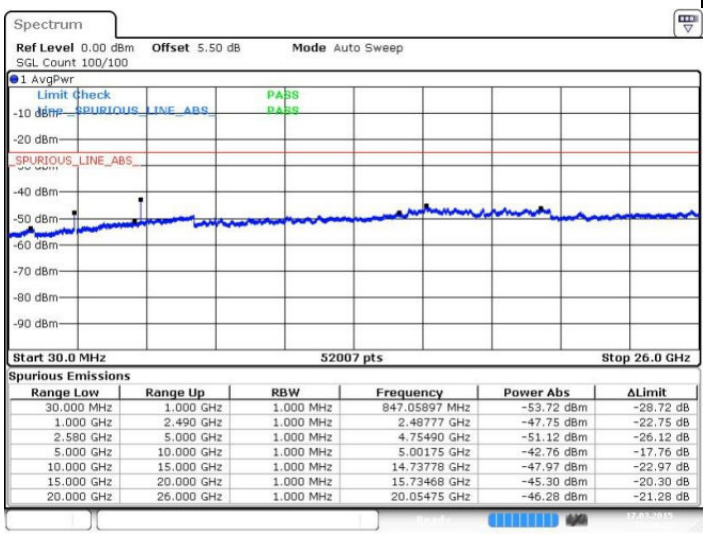

Spurious Emissions

Range Low	Range Up	RBW	Frequency	Power Abs	ΔLimit
30.000 MHz	1.000 GHz	1.000 MHz	847.05897 MHz	-53.72 dBm	-28.72 dB
1.000 GHz	2.490 GHz	1.000 MHz	2.48777 GHz	-47.75 dBm	-22.75 dB
2.580 GHz	5.000 GHz	1.000 MHz	4.75490 GHz	-51.12 dBm	-26.12 dB
5.000 GHz	10.000 GHz	1.000 MHz	5.00175 GHz	-42.76 dBm	-17.76 dB
10.000 GHz	15.000 GHz	1.000 MHz	14.73778 GHz	-47.97 dBm	-22.97 dB
15.000 GHz	20.000 GHz	1.000 MHz	15.73468 GHz	-45.30 dBm	-20.30 dB
20.000 GHz	26.000 GHz	1.000 MHz	20.05475 GHz	-46.28 dBm	-21.28 dB

Date: 17.MAR.2015 17:50:51

Lowest Channel / 16QAM

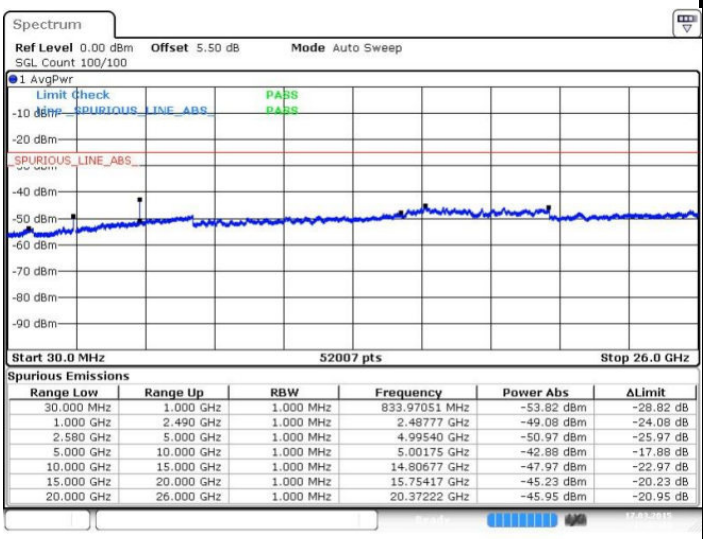

Spurious Emissions

Range Low	Range Up	RBW	Frequency	Power Abs	ΔLimit
30.000 MHz	1.000 GHz	1.000 MHz	833.97051 MHz	-53.82 dBm	-28.82 dB
1.000 GHz	2.490 GHz	1.000 MHz	2.48777 GHz	-49.08 dBm	-24.08 dB
2.580 GHz	5.000 GHz	1.000 MHz	4.99540 GHz	-50.97 dBm	-25.97 dB
5.000 GHz	10.000 GHz	1.000 MHz	5.00175 GHz	-42.88 dBm	-17.88 dB
10.000 GHz	15.000 GHz	1.000 MHz	14.80677 GHz	-47.97 dBm	-22.97 dB
15.000 GHz	20.000 GHz	1.000 MHz	15.75417 GHz	-45.23 dBm	-20.23 dB
20.000 GHz	26.000 GHz	1.000 MHz	20.37222 GHz	-45.95 dBm	-20.95 dB

Date: 17.MAR.2015 17:52:10

Middle Channel / QPSK

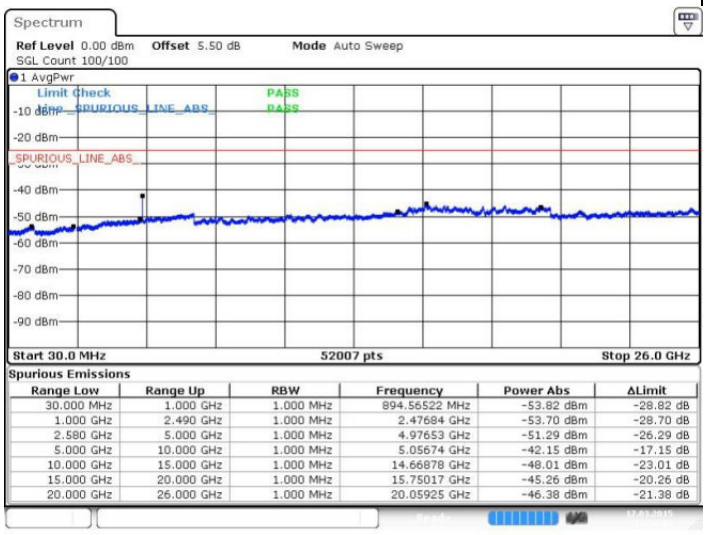

Spurious Emissions

Range Low	Range Up	RBW	Frequency	Power Abs	ΔLimit
30.000 MHz	1.000 GHz	1.000 MHz	894.56522 MHz	-53.82 dBm	-28.82 dB
1.000 GHz	2.490 GHz	1.000 MHz	2.47684 GHz	-53.70 dBm	-28.70 dB
2.580 GHz	5.000 GHz	1.000 MHz	4.97653 GHz	-51.29 dBm	-26.29 dB
5.000 GHz	10.000 GHz	1.000 MHz	5.05674 GHz	-42.15 dBm	-17.15 dB
10.000 GHz	15.000 GHz	1.000 MHz	14.66878 GHz	-48.01 dBm	-23.01 dB
15.000 GHz	20.000 GHz	1.000 MHz	15.75017 GHz	-45.26 dBm	-20.26 dB
20.000 GHz	26.000 GHz	1.000 MHz	20.05925 GHz	-46.38 dBm	-21.38 dB

Date: 17.MAR.2015 17:54:12

Middle Channel / 16QAM

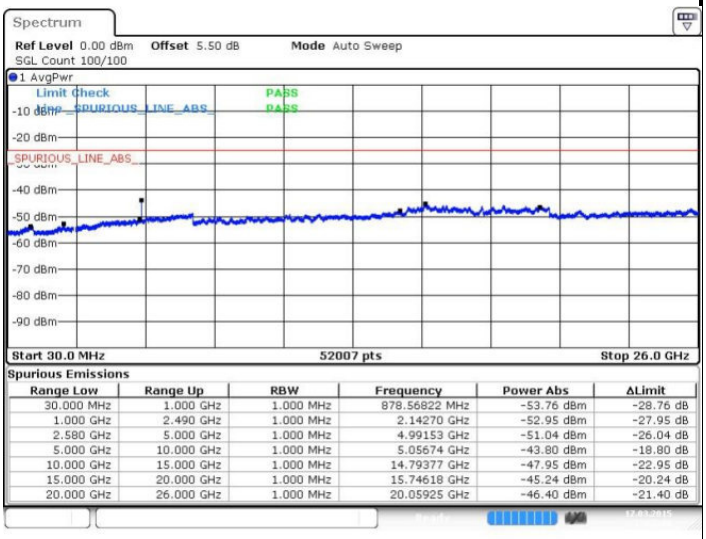

Spurious Emissions

Range Low	Range Up	RBW	Frequency	Power Abs	ΔLimit
30.000 MHz	1.000 GHz	1.000 MHz	878.56822 MHz	-53.76 dBm	-28.76 dB
1.000 GHz	2.490 GHz	1.000 MHz	2.14270 GHz	-52.95 dBm	-27.95 dB
2.580 GHz	5.000 GHz	1.000 MHz	4.99153 GHz	-51.04 dBm	-26.04 dB
5.000 GHz	10.000 GHz	1.000 MHz	5.05674 GHz	-43.80 dBm	-18.80 dB
10.000 GHz	15.000 GHz	1.000 MHz	14.79377 GHz	-47.95 dBm	-22.95 dB
15.000 GHz	20.000 GHz	1.000 MHz	15.74618 GHz	-45.24 dBm	-20.24 dB
20.000 GHz	26.000 GHz	1.000 MHz	20.05925 GHz	-46.40 dBm	-21.40 dB

Date: 17.MAR.2015 17:55:30

LTE Band7 / 15MHz

Highest Channel / QPSK

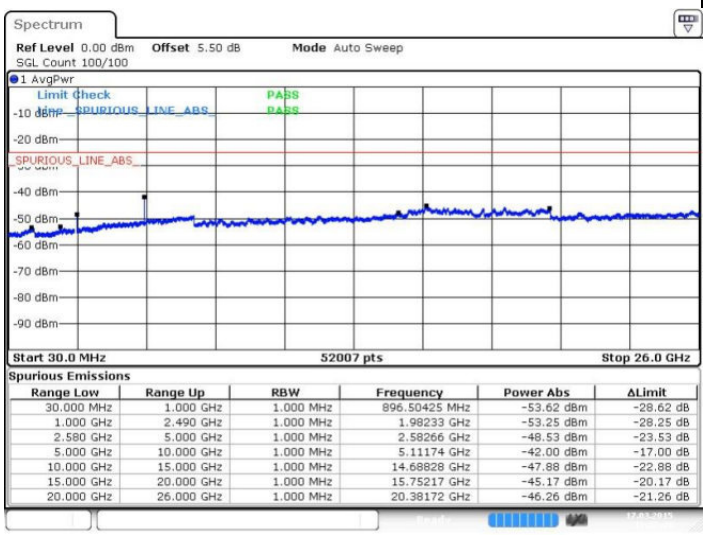

Spurious Emissions

Range Low	Range Up	RBW	Frequency	Power Abs	ΔLimit
30.000 MHz	1.000 GHz	1.000 MHz	896.50425 MHz	-53.62 dBm	-28.62 dB
1.000 GHz	2.490 GHz	1.000 MHz	1.98233 GHz	-53.25 dBm	-28.25 dB
2.580 GHz	5.000 GHz	1.000 MHz	2.58266 GHz	-48.53 dBm	-23.53 dB
5.000 GHz	10.000 GHz	1.000 MHz	5.11174 GHz	-42.00 dBm	-17.00 dB
10.000 GHz	15.000 GHz	1.000 MHz	14.68828 GHz	-47.88 dBm	-22.88 dB
15.000 GHz	20.000 GHz	1.000 MHz	15.75217 GHz	-45.17 dBm	-20.17 dB
20.000 GHz	26.000 GHz	1.000 MHz	20.38172 GHz	-46.26 dBm	-21.26 dB

Date: 17.MAR.2015 17:57:33

Highest Channel / 16QAM

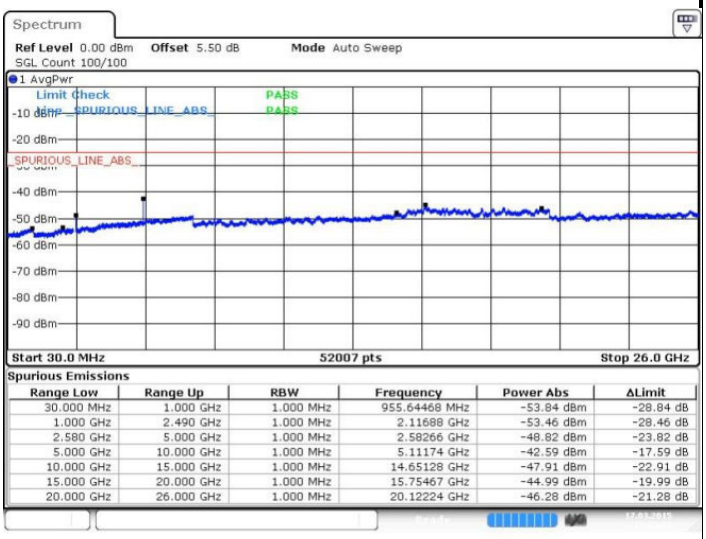

Spurious Emissions

Range Low	Range Up	RBW	Frequency	Power Abs	ΔLimit
30.000 MHz	1.000 GHz	1.000 MHz	955.64468 MHz	-53.84 dBm	-28.84 dB
1.000 GHz	2.490 GHz	1.000 MHz	2.11688 GHz	-53.46 dBm	-28.46 dB
2.580 GHz	5.000 GHz	1.000 MHz	2.58266 GHz	-48.82 dBm	-23.82 dB
5.000 GHz	10.000 GHz	1.000 MHz	5.11174 GHz	-42.59 dBm	-17.59 dB
10.000 GHz	15.000 GHz	1.000 MHz	14.65128 GHz	-47.91 dBm	-22.91 dB
15.000 GHz	20.000 GHz	1.000 MHz	15.75467 GHz	-44.99 dBm	-19.99 dB
20.000 GHz	26.000 GHz	1.000 MHz	20.12224 GHz	-46.28 dBm	-21.28 dB

Date: 17.MAR.2015 17:58:51

LTE Band 7 / 20MHz

Lowest Channel / QPSK

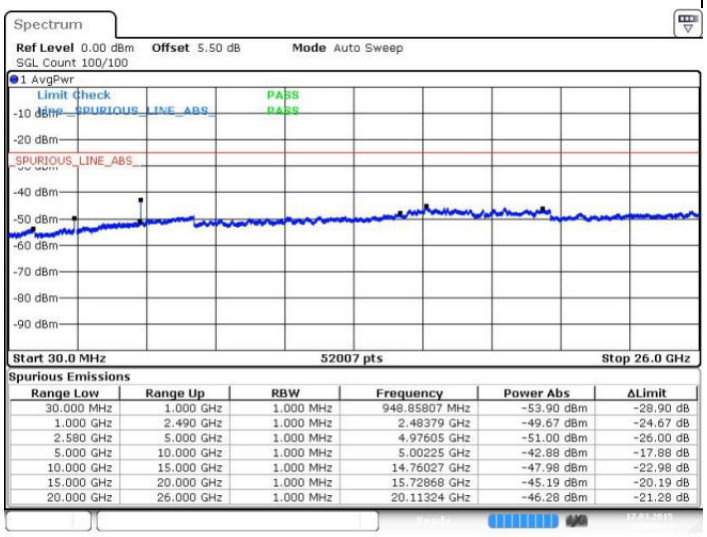

Spurious Emissions

Range Low	Range Up	RBW	Frequency	Power Abs	ΔLimit
30.000 MHz	1.000 GHz	1.000 MHz	948.85807 MHz	-53.90 dBm	-28.90 dB
1.000 GHz	2.490 GHz	1.000 MHz	2.48379 GHz	-49.67 dBm	-24.67 dB
2.580 GHz	5.000 GHz	1.000 MHz	4.97605 GHz	-51.00 dBm	-26.00 dB
5.000 GHz	10.000 GHz	1.000 MHz	5.00225 GHz	-42.88 dBm	-17.88 dB
10.000 GHz	15.000 GHz	1.000 MHz	14.76027 GHz	-47.98 dBm	-22.98 dB
15.000 GHz	20.000 GHz	1.000 MHz	15.72868 GHz	-45.19 dBm	-20.19 dB
20.000 GHz	26.000 GHz	1.000 MHz	20.11324 GHz	-46.28 dBm	-21.28 dB

Date: 17.MAR.2015 18:00:53

Lowest Channel / 16QAM

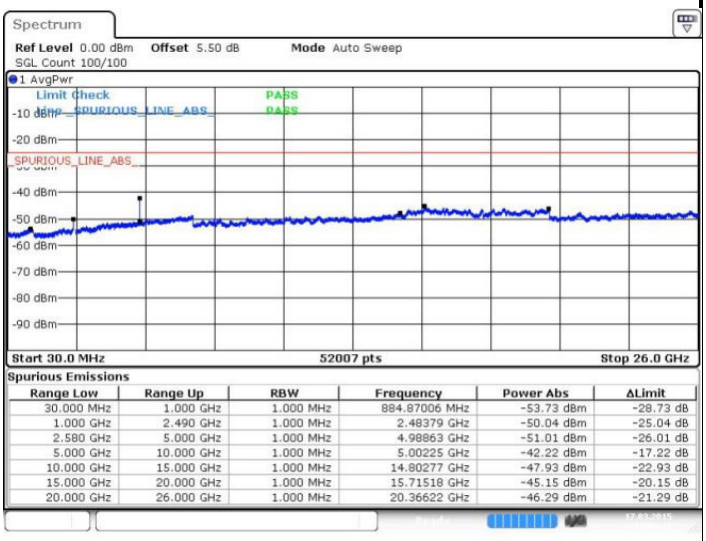

Spurious Emissions

Range Low	Range Up	RBW	Frequency	Power Abs	ΔLimit
30.000 MHz	1.000 GHz	1.000 MHz	884.87006 MHz	-53.73 dBm	-28.73 dB
1.000 GHz	2.490 GHz	1.000 MHz	2.48379 GHz	-50.04 dBm	-25.04 dB
2.580 GHz	5.000 GHz	1.000 MHz	4.98863 GHz	-51.01 dBm	-26.01 dB
5.000 GHz	10.000 GHz	1.000 MHz	5.00225 GHz	-42.22 dBm	-17.22 dB
10.000 GHz	15.000 GHz	1.000 MHz	14.80277 GHz	-47.93 dBm	-22.93 dB
15.000 GHz	20.000 GHz	1.000 MHz	15.71518 GHz	-45.15 dBm	-20.15 dB
20.000 GHz	26.000 GHz	1.000 MHz	20.36622 GHz	-46.29 dBm	-21.29 dB

Date: 17.MAR.2015 18:02:12

LTE Band 7 / 20MHz

Middle Channel / QPSK

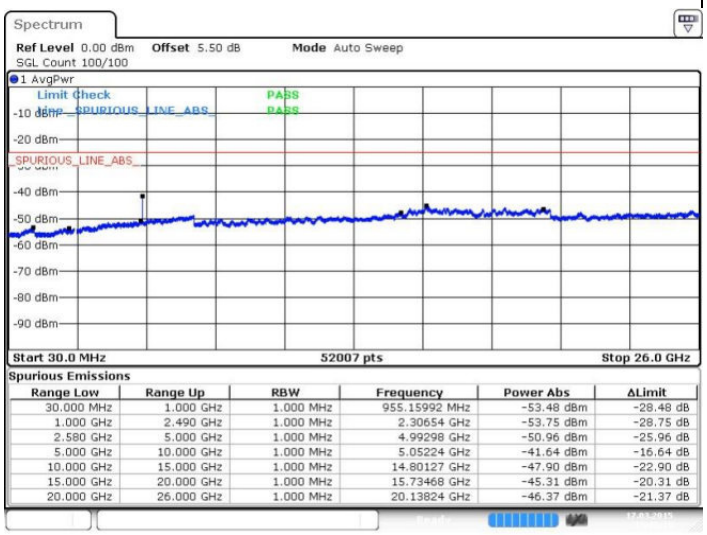

Spurious Emissions

Range Low	Range Up	RBW	Frequency	Power Abs	ΔLimit
30.000 MHz	1.000 GHz	1.000 MHz	955.15992 MHz	-53.48 dBm	-28.48 dB
1.000 GHz	2.490 GHz	1.000 MHz	2.30654 GHz	-53.75 dBm	-28.75 dB
2.580 GHz	5.000 GHz	1.000 MHz	4.99298 GHz	-50.96 dBm	-25.96 dB
5.000 GHz	10.000 GHz	1.000 MHz	5.05224 GHz	-41.64 dBm	-16.64 dB
10.000 GHz	15.000 GHz	1.000 MHz	14.80127 GHz	-47.90 dBm	-22.90 dB
15.000 GHz	20.000 GHz	1.000 MHz	15.73468 GHz	-45.31 dBm	-20.31 dB
20.000 GHz	26.000 GHz	1.000 MHz	20.13824 GHz	-46.37 dBm	-21.37 dB

Date: 17.MAR.2015 18:04:14

Middle Channel / 16QAM

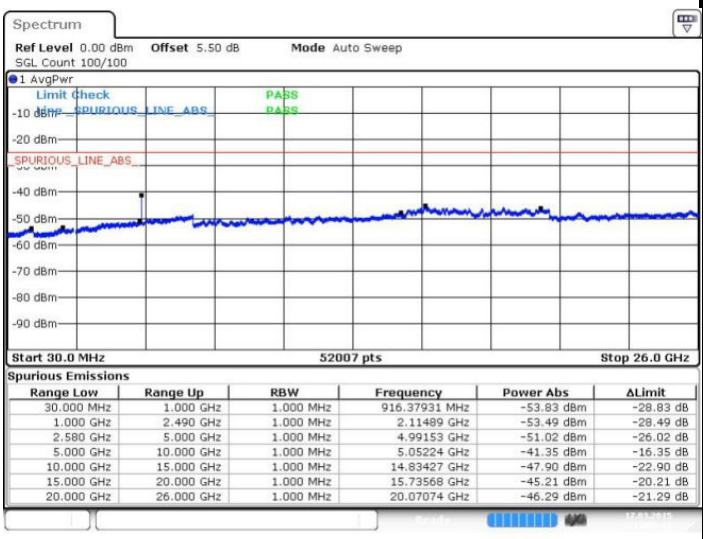

Spurious Emissions

Range Low	Range Up	RBW	Frequency	Power Abs	ΔLimit
30.000 MHz	1.000 GHz	1.000 MHz	916.37931 MHz	-53.83 dBm	-28.83 dB
1.000 GHz	2.490 GHz	1.000 MHz	2.11489 GHz	-53.49 dBm	-28.49 dB
2.580 GHz	5.000 GHz	1.000 MHz	4.99153 GHz	-51.02 dBm	-26.02 dB
5.000 GHz	10.000 GHz	1.000 MHz	5.05224 GHz	-41.35 dBm	-16.35 dB
10.000 GHz	15.000 GHz	1.000 MHz	14.83427 GHz	-47.90 dBm	-22.90 dB
15.000 GHz	20.000 GHz	1.000 MHz	15.73568 GHz	-45.21 dBm	-20.21 dB
20.000 GHz	26.000 GHz	1.000 MHz	20.07074 GHz	-46.29 dBm	-21.29 dB

Date: 17.MAR.2015 18:05:33

Highest Channel / QPSK

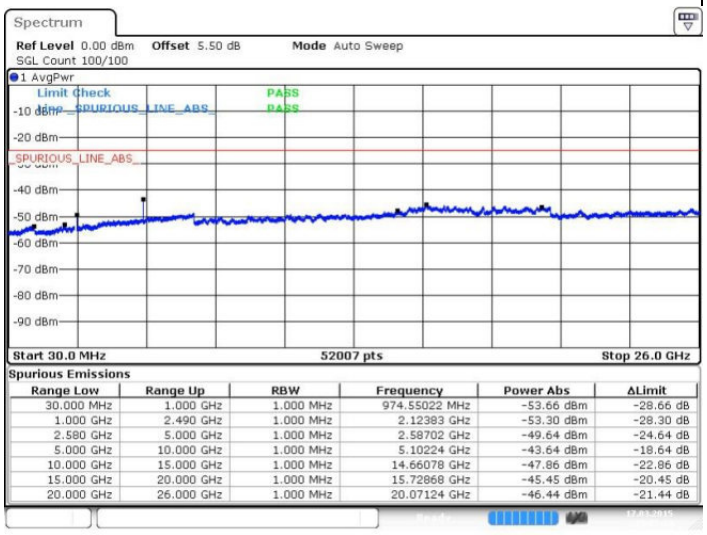

Spurious Emissions

Range Low	Range Up	RBW	Frequency	Power Abs	ΔLimit
30.000 MHz	1.000 GHz	1.000 MHz	974.55022 MHz	-53.66 dBm	-28.66 dB
1.000 GHz	2.490 GHz	1.000 MHz	2.12383 GHz	-53.30 dBm	-28.30 dB
2.580 GHz	5.000 GHz	1.000 MHz	2.58702 GHz	-49.64 dBm	-24.64 dB
5.000 GHz	10.000 GHz	1.000 MHz	5.10224 GHz	-43.64 dBm	-18.64 dB
10.000 GHz	15.000 GHz	1.000 MHz	14.66078 GHz	-47.86 dBm	-22.86 dB
15.000 GHz	20.000 GHz	1.000 MHz	15.72868 GHz	-45.45 dBm	-20.45 dB
20.000 GHz	26.000 GHz	1.000 MHz	20.07124 GHz	-46.44 dBm	-21.44 dB

Date: 17.MAR.2015 18:07:35

Highest Channel / 16QAM

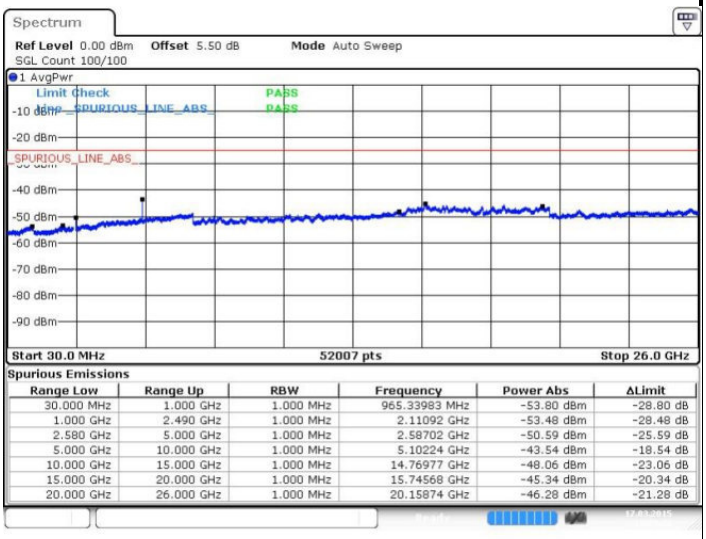

Spurious Emissions

Range Low	Range Up	RBW	Frequency	Power Abs	ΔLimit
30.000 MHz	1.000 GHz	1.000 MHz	965.33983 MHz	-53.80 dBm	-28.80 dB
1.000 GHz	2.490 GHz	1.000 MHz	2.11092 GHz	-53.48 dBm	-28.48 dB
2.580 GHz	5.000 GHz	1.000 MHz	2.58702 GHz	-50.59 dBm	-25.59 dB
5.000 GHz	10.000 GHz	1.000 MHz	5.10224 GHz	-43.54 dBm	-18.54 dB
10.000 GHz	15.000 GHz	1.000 MHz	14.76977 GHz	-48.06 dBm	-23.06 dB
15.000 GHz	20.000 GHz	1.000 MHz	15.74568 GHz	-45.34 dBm	-20.34 dB
20.000 GHz	26.000 GHz	1.000 MHz	20.15874 GHz	-46.28 dBm	-21.28 dB

Date: 17.MAR.2015 18:08:53

LTE Band 12 / 1.4MHz

Lowest Channel / QPSK

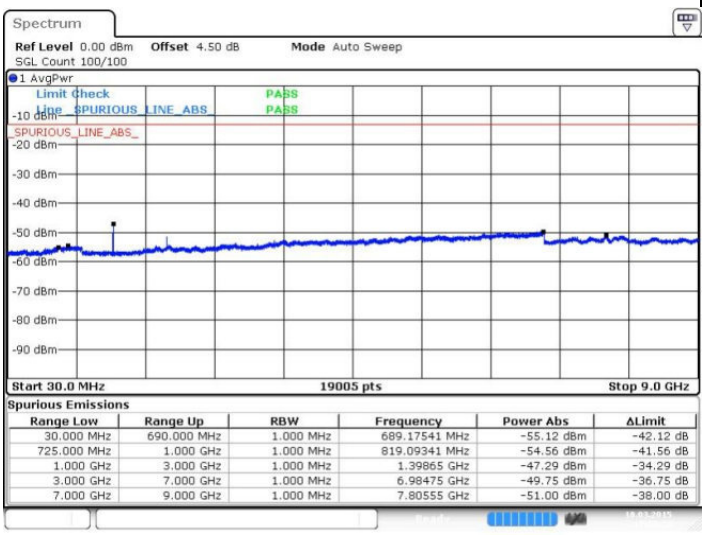

Spurious Emissions

Range Low	Range Up	RBW	Frequency	Power Abs	ΔLimit
30.000 MHz	690.000 MHz	1.000 MHz	689.17541 MHz	-55.12 dBm	-42.12 dB
725.000 MHz	1.000 GHz	1.000 MHz	819.09341 MHz	-54.56 dBm	-41.56 dB
1.000 GHz	3.000 GHz	1.000 MHz	1.39865 GHz	-47.29 dBm	-34.29 dB
3.000 GHz	7.000 GHz	1.000 MHz	6.98475 GHz	-49.75 dBm	-36.75 dB
7.000 GHz	9.000 GHz	1.000 MHz	7.80555 GHz	-51.00 dBm	-38.00 dB

Date: 18.MAR.2015 18:28:59

Lowest Channel / 16QAM

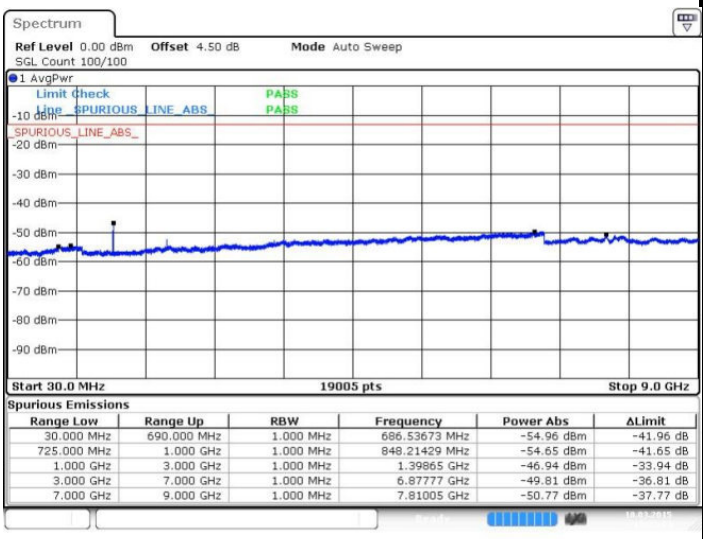

Spurious Emissions

Range Low	Range Up	RBW	Frequency	Power Abs	ΔLimit
30.000 MHz	690.000 MHz	1.000 MHz	686.53673 MHz	-54.96 dBm	-41.96 dB
725.000 MHz	1.000 GHz	1.000 MHz	848.21429 MHz	-54.65 dBm	-41.65 dB
1.000 GHz	3.000 GHz	1.000 MHz	1.39865 GHz	-46.94 dBm	-33.94 dB
3.000 GHz	7.000 GHz	1.000 MHz	6.87777 GHz	-49.81 dBm	-36.81 dB
7.000 GHz	9.000 GHz	1.000 MHz	7.81005 GHz	-50.77 dBm	-37.77 dB

Date: 18.MAR.2015 18:29:35

Middle Channel / QPSK

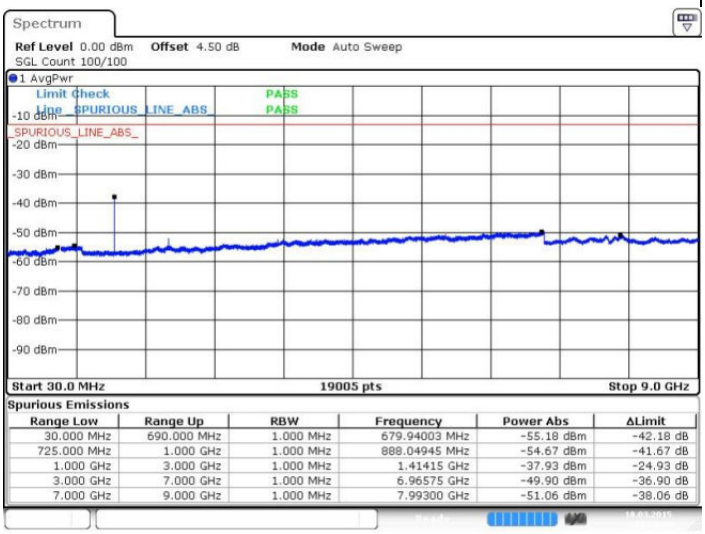

Spurious Emissions

Range Low	Range Up	RBW	Frequency	Power Abs	ΔLimit
30.000 MHz	690.000 MHz	1.000 MHz	679.94003 MHz	-55.18 dBm	-42.18 dB
725.000 MHz	1.000 GHz	1.000 MHz	888.04945 MHz	-54.67 dBm	-41.67 dB
1.000 GHz	3.000 GHz	1.000 MHz	1.41415 GHz	-37.93 dBm	-24.93 dB
3.000 GHz	7.000 GHz	1.000 MHz	6.96575 GHz	-49.90 dBm	-36.90 dB
7.000 GHz	9.000 GHz	1.000 MHz	7.99300 GHz	-51.06 dBm	-38.06 dB

Date: 18.MAR.2015 18:30:08

Middle Channel / 16QAM

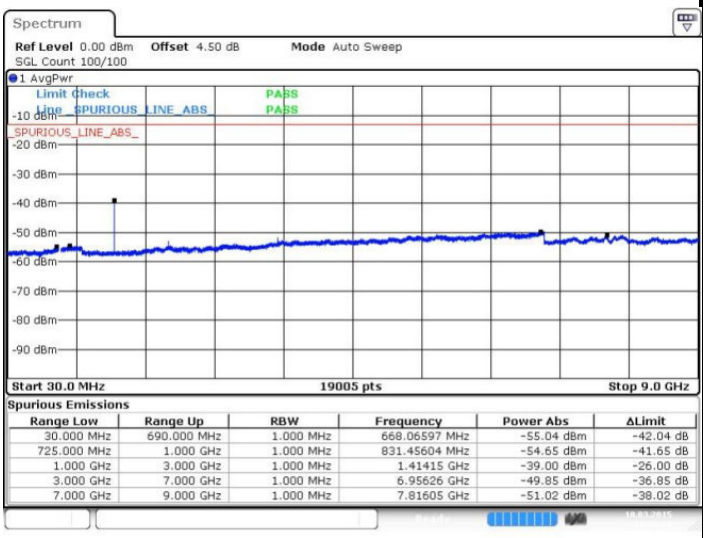

Spurious Emissions

Range Low	Range Up	RBW	Frequency	Power Abs	ΔLimit
30.000 MHz	690.000 MHz	1.000 MHz	668.06597 MHz	-55.04 dBm	-42.04 dB
725.000 MHz	1.000 GHz	1.000 MHz	831.45604 MHz	-54.65 dBm	-41.65 dB
1.000 GHz	3.000 GHz	1.000 MHz	1.41415 GHz	-39.00 dBm	-26.00 dB
3.000 GHz	7.000 GHz	1.000 MHz	6.95626 GHz	-49.85 dBm	-36.85 dB
7.000 GHz	9.000 GHz	1.000 MHz	7.81605 GHz	-51.02 dBm	-38.02 dB

Date: 18.MAR.2015 18:30:32

LTE Band 12 / 1.4MHz

Highest Channel / QPSK

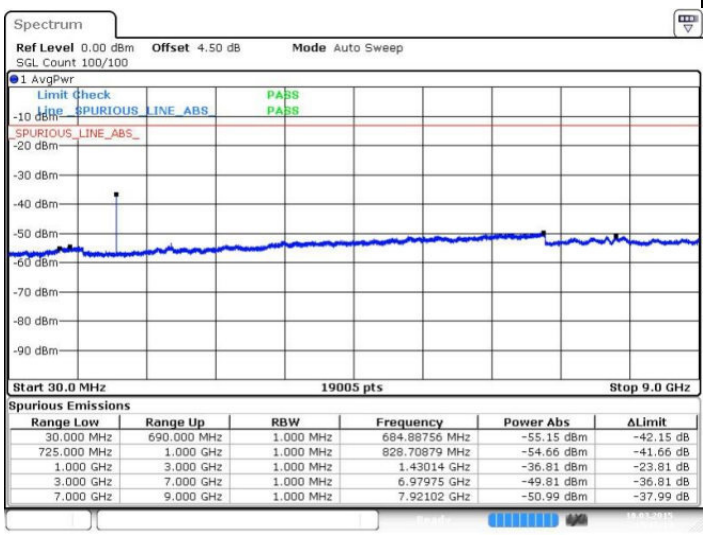

Spurious Emissions

Range Low	Range Up	RBW	Frequency	Power Abs	ΔLimit
30.000 MHz	690.000 MHz	1.000 MHz	684.88756 MHz	-55.15 dBm	-42.15 dB
725.000 MHz	1.000 GHz	1.000 MHz	828.70879 MHz	-54.66 dBm	-41.66 dB
1.000 GHz	3.000 GHz	1.000 MHz	1.43014 GHz	-36.81 dBm	-23.81 dB
3.000 GHz	7.000 GHz	1.000 MHz	6.97975 GHz	-49.81 dBm	-36.81 dB
7.000 GHz	9.000 GHz	1.000 MHz	7.92102 GHz	-50.99 dBm	-37.99 dB

Date: 18.MAR.2015 18:31:14

Highest Channel / 16QAM

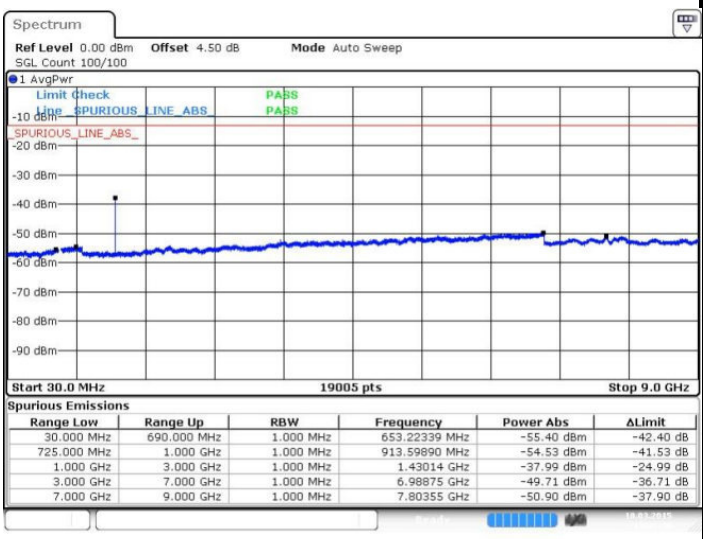

Spurious Emissions

Range Low	Range Up	RBW	Frequency	Power Abs	ΔLimit
30.000 MHz	690.000 MHz	1.000 MHz	653.22339 MHz	-55.40 dBm	-42.40 dB
725.000 MHz	1.000 GHz	1.000 MHz	913.59890 MHz	-54.53 dBm	-41.53 dB
1.000 GHz	3.000 GHz	1.000 MHz	1.43014 GHz	-37.99 dBm	-24.99 dB
3.000 GHz	7.000 GHz	1.000 MHz	6.98875 GHz	-49.71 dBm	-36.71 dB
7.000 GHz	9.000 GHz	1.000 MHz	7.80355 GHz	-50.90 dBm	-37.90 dB

Date: 18.MAR.2015 18:31:40

LTE Band 12 / 3MHz

Lowest Channel / QPSK

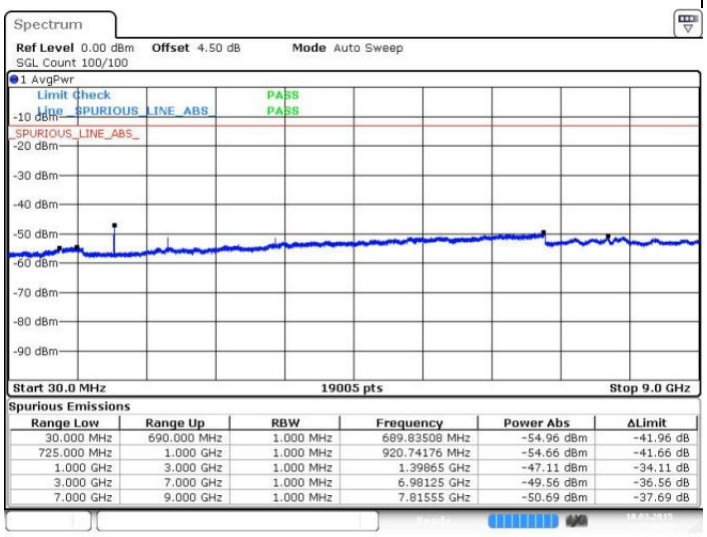

Spurious Emissions

Range Low	Range Up	RBW	Frequency	Power Abs	ΔLimit
30.000 MHz	690.000 MHz	1.000 MHz	689.83508 MHz	-54.96 dBm	-41.96 dB
725.000 MHz	1.000 GHz	1.000 MHz	920.74176 MHz	-54.66 dBm	-41.66 dB
1.000 GHz	3.000 GHz	1.000 MHz	1.39865 GHz	-47.11 dBm	-34.11 dB
3.000 GHz	7.000 GHz	1.000 MHz	6.98125 GHz	-49.56 dBm	-36.56 dB
7.000 GHz	9.000 GHz	1.000 MHz	7.81555 GHz	-50.69 dBm	-37.69 dB

Date: 18.MAR.2015 18:46:04

Lowest Channel / 16QAM

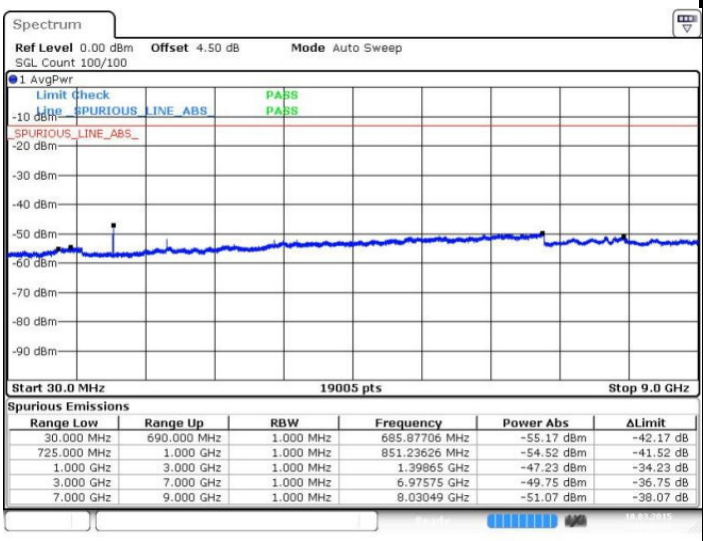

Spurious Emissions

Range Low	Range Up	RBW	Frequency	Power Abs	ΔLimit
30.000 MHz	690.000 MHz	1.000 MHz	685.87706 MHz	-55.17 dBm	-42.17 dB
725.000 MHz	1.000 GHz	1.000 MHz	851.23626 MHz	-54.52 dBm	-41.52 dB
1.000 GHz	3.000 GHz	1.000 MHz	1.39865 GHz	-47.23 dBm	-34.23 dB
3.000 GHz	7.000 GHz	1.000 MHz	6.97575 GHz	-49.75 dBm	-36.75 dB
7.000 GHz	9.000 GHz	1.000 MHz	8.03049 GHz	-51.07 dBm	-38.07 dB

Date: 18.MAR.2015 18:46:29

LTE Band 12 / 3MHz

Middle Channel / QPSK

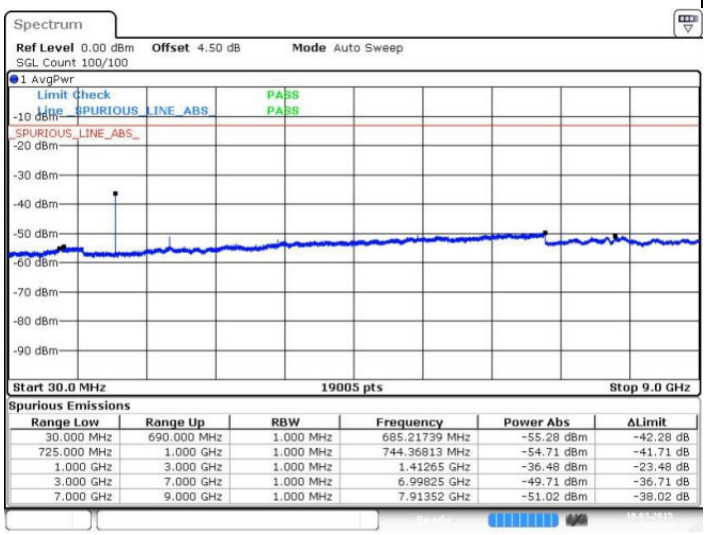

Spurious Emissions

Range Low	Range Up	RBW	Frequency	Power Abs	ΔLimit
30.000 MHz	690.000 MHz	1.000 MHz	685.21739 MHz	-55.28 dBm	-42.28 dB
725.000 MHz	1.000 GHz	1.000 MHz	744.36813 MHz	-54.71 dBm	-41.71 dB
1.000 GHz	3.000 GHz	1.000 MHz	1.41265 GHz	-36.48 dBm	-23.48 dB
3.000 GHz	7.000 GHz	1.000 MHz	6.99825 GHz	-49.71 dBm	-36.71 dB
7.000 GHz	9.000 GHz	1.000 MHz	7.91352 GHz	-51.02 dBm	-38.02 dB

Date: 18.MAR.2015 18:47:06

Middle Channel / 16QAM

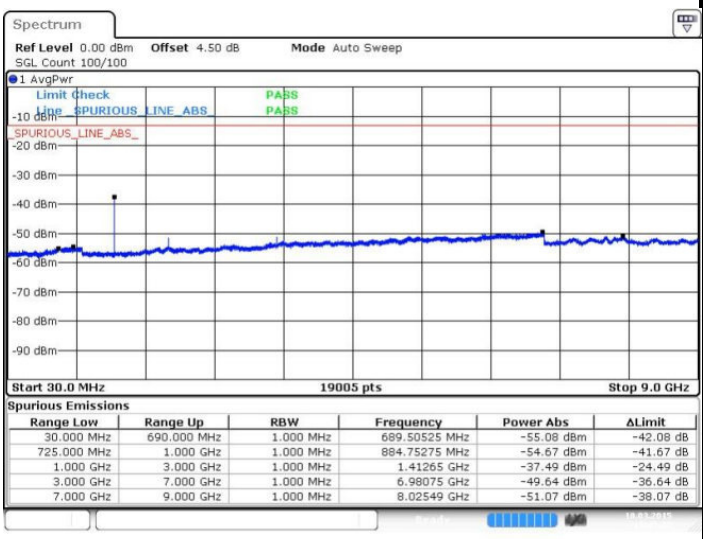

Spurious Emissions

Range Low	Range Up	RBW	Frequency	Power Abs	ΔLimit
30.000 MHz	690.000 MHz	1.000 MHz	689.50525 MHz	-55.08 dBm	-42.08 dB
725.000 MHz	1.000 GHz	1.000 MHz	884.75275 MHz	-54.67 dBm	-41.67 dB
1.000 GHz	3.000 GHz	1.000 MHz	1.41265 GHz	-37.49 dBm	-24.49 dB
3.000 GHz	7.000 GHz	1.000 MHz	6.98075 GHz	-49.64 dBm	-36.64 dB
7.000 GHz	9.000 GHz	1.000 MHz	8.02549 GHz	-51.07 dBm	-38.07 dB

Date: 18.MAR.2015 18:47:38

Highest Channel / QPSK

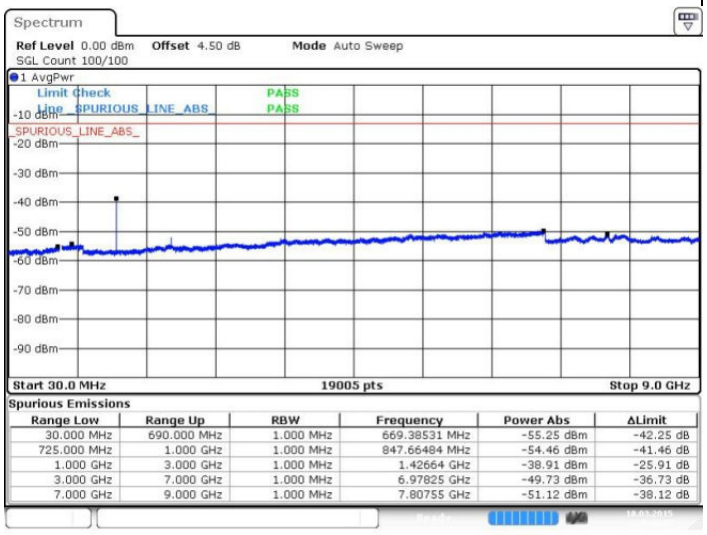

Spurious Emissions

Range Low	Range Up	RBW	Frequency	Power Abs	ΔLimit
30.000 MHz	690.000 MHz	1.000 MHz	669.38531 MHz	-55.25 dBm	-42.25 dB
725.000 MHz	1.000 GHz	1.000 MHz	847.66484 MHz	-54.46 dBm	-41.46 dB
1.000 GHz	3.000 GHz	1.000 MHz	1.42664 GHz	-38.91 dBm	-25.91 dB
3.000 GHz	7.000 GHz	1.000 MHz	6.97825 GHz	-49.73 dBm	-36.73 dB
7.000 GHz	9.000 GHz	1.000 MHz	7.80755 GHz	-51.12 dBm	-38.12 dB

Date: 18.MAR.2015 18:48:07

Highest Channel / 16QAM

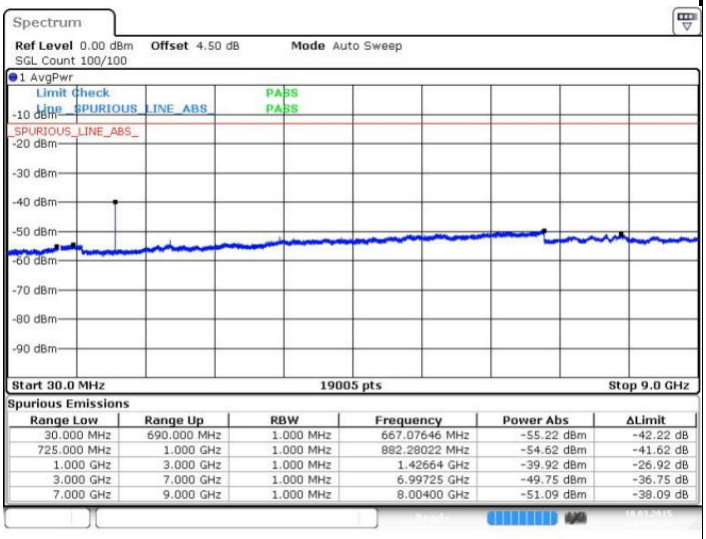

Spurious Emissions

Range Low	Range Up	RBW	Frequency	Power Abs	ΔLimit
30.000 MHz	690.000 MHz	1.000 MHz	667.07646 MHz	-55.22 dBm	-42.22 dB
725.000 MHz	1.000 GHz	1.000 MHz	882.28022 MHz	-54.62 dBm	-41.62 dB
1.000 GHz	3.000 GHz	1.000 MHz	1.42664 GHz	-39.92 dBm	-26.92 dB
3.000 GHz	7.000 GHz	1.000 MHz	6.99725 GHz	-49.75 dBm	-36.75 dB
7.000 GHz	9.000 GHz	1.000 MHz	8.00400 GHz	-51.09 dBm	-38.09 dB

Date: 18.MAR.2015 18:48:35

LTE Band 12 / 5MHz

Lowest Channel / QPSK

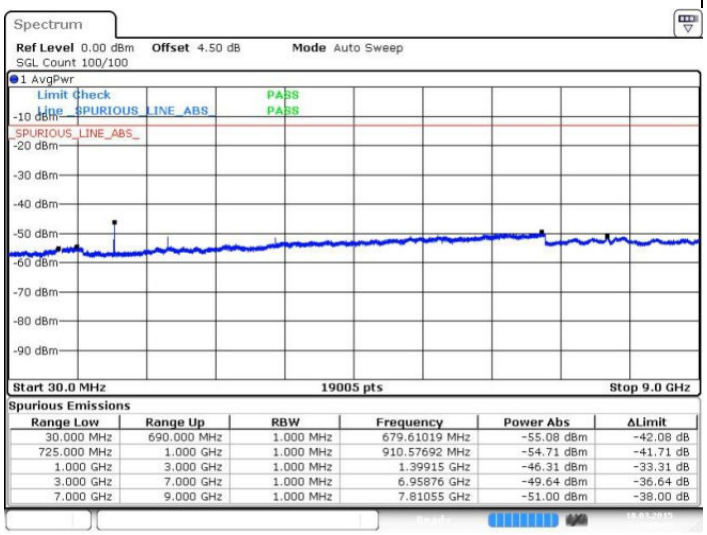

Spurious Emissions

Range Low	Range Up	RBW	Frequency	Power Abs	ΔLimit
30.000 MHz	690.000 MHz	1.000 MHz	679.61019 MHz	-55.08 dBm	-42.08 dB
725.000 MHz	1.000 GHz	1.000 MHz	910.57692 MHz	-54.71 dBm	-41.71 dB
1.000 GHz	3.000 GHz	1.000 MHz	1.39915 GHz	-46.31 dBm	-33.31 dB
3.000 GHz	7.000 GHz	1.000 MHz	6.95876 GHz	-49.64 dBm	-36.64 dB
7.000 GHz	9.000 GHz	1.000 MHz	7.81055 GHz	-51.00 dBm	-38.00 dB

Date: 18.MAR.2015 19:00:44

Lowest Channel / 16QAM

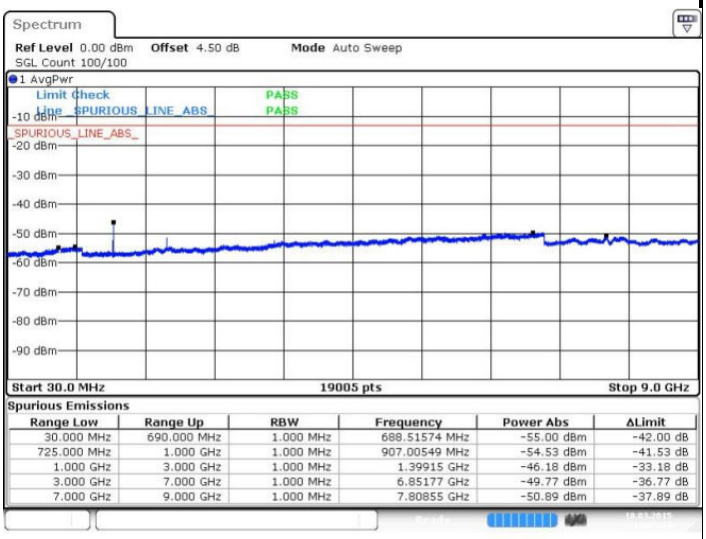

Spurious Emissions

Range Low	Range Up	RBW	Frequency	Power Abs	ΔLimit
30.000 MHz	690.000 MHz	1.000 MHz	688.51574 MHz	-55.00 dBm	-42.00 dB
725.000 MHz	1.000 GHz	1.000 MHz	907.00549 MHz	-54.53 dBm	-41.53 dB
1.000 GHz	3.000 GHz	1.000 MHz	1.39915 GHz	-46.18 dBm	-33.18 dB
3.000 GHz	7.000 GHz	1.000 MHz	6.85177 GHz	-49.77 dBm	-36.77 dB
7.000 GHz	9.000 GHz	1.000 MHz	7.80855 GHz	-50.89 dBm	-37.89 dB

Date: 18.MAR.2015 19:01:14

Middle Channel / QPSK

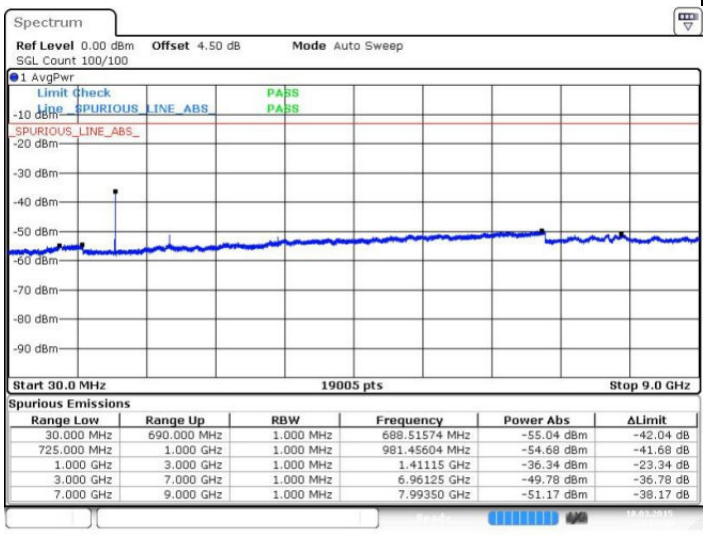

Spurious Emissions

Range Low	Range Up	RBW	Frequency	Power Abs	ΔLimit
30.000 MHz	690.000 MHz	1.000 MHz	688.51574 MHz	-55.04 dBm	-42.04 dB
725.000 MHz	1.000 GHz	1.000 MHz	981.45604 MHz	-54.68 dBm	-41.68 dB
1.000 GHz	3.000 GHz	1.000 MHz	1.41115 GHz	-36.34 dBm	-23.34 dB
3.000 GHz	7.000 GHz	1.000 MHz	6.96125 GHz	-49.78 dBm	-36.78 dB
7.000 GHz	9.000 GHz	1.000 MHz	7.99350 GHz	-51.17 dBm	-38.17 dB

Date: 18.MAR.2015 19:01:40

Middle Channel / 16QAM

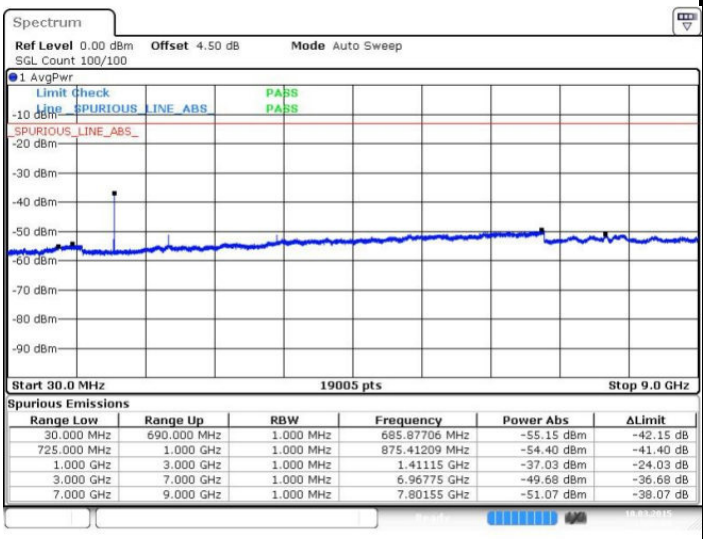

Spurious Emissions

Range Low	Range Up	RBW	Frequency	Power Abs	ΔLimit
30.000 MHz	690.000 MHz	1.000 MHz	685.87706 MHz	-55.15 dBm	-42.15 dB
725.000 MHz	1.000 GHz	1.000 MHz	875.41209 MHz	-54.40 dBm	-41.40 dB
1.000 GHz	3.000 GHz	1.000 MHz	1.41115 GHz	-37.03 dBm	-24.03 dB
3.000 GHz	7.000 GHz	1.000 MHz	6.96775 GHz	-49.68 dBm	-36.68 dB
7.000 GHz	9.000 GHz	1.000 MHz	7.80155 GHz	-51.07 dBm	-38.07 dB

Date: 18.MAR.2015 19:02:09

LTE Band 12 / 5MHz

Highest Channel / QPSK

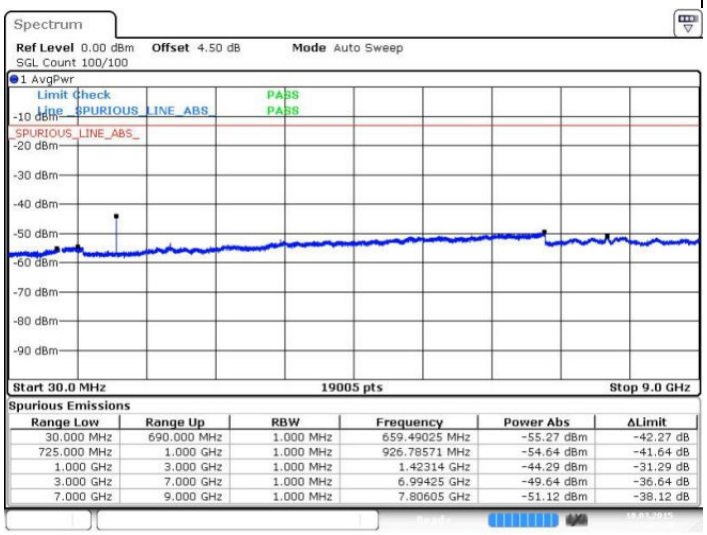

Spurious Emissions

Range Low	Range Up	RBW	Frequency	Power Abs	ΔLimit
30.000 MHz	690.000 MHz	1.000 MHz	659.49025 MHz	-55.27 dBm	-42.27 dB
725.000 MHz	1.000 GHz	1.000 MHz	926.78571 MHz	-54.64 dBm	-41.64 dB
1.000 GHz	3.000 GHz	1.000 MHz	1.42314 GHz	-44.29 dBm	-31.29 dB
3.000 GHz	7.000 GHz	1.000 MHz	6.99425 GHz	-49.64 dBm	-36.64 dB
7.000 GHz	9.000 GHz	1.000 MHz	7.80605 GHz	-51.12 dBm	-38.12 dB

Date: 18.MAR.2015 19:02:36

Highest Channel / 16QAM

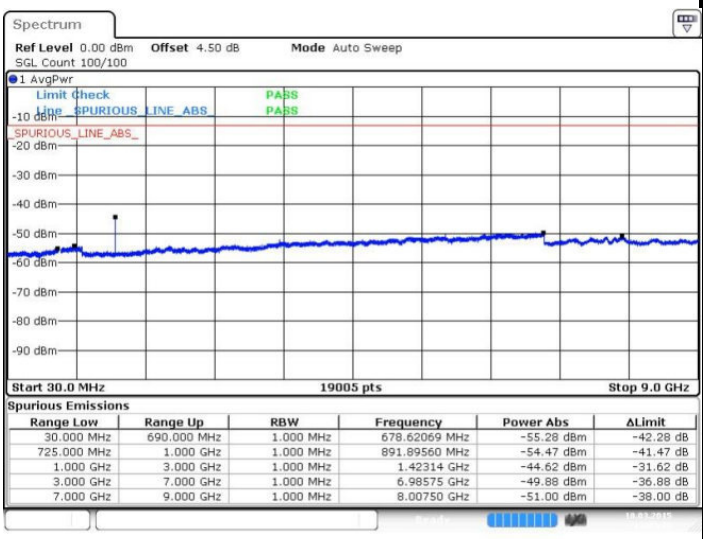

Spurious Emissions

Range Low	Range Up	RBW	Frequency	Power Abs	ΔLimit
30.000 MHz	690.000 MHz	1.000 MHz	678.62069 MHz	-55.28 dBm	-42.28 dB
725.000 MHz	1.000 GHz	1.000 MHz	891.89560 MHz	-54.47 dBm	-41.47 dB
1.000 GHz	3.000 GHz	1.000 MHz	1.42314 GHz	-44.62 dBm	-31.62 dB
3.000 GHz	7.000 GHz	1.000 MHz	6.98575 GHz	-49.88 dBm	-36.88 dB
7.000 GHz	9.000 GHz	1.000 MHz	8.00750 GHz	-51.00 dBm	-38.00 dB

Date: 18.MAR.2015 19:03:01

LTE Band 12 / 10MHz

Lowest Channel / QPSK

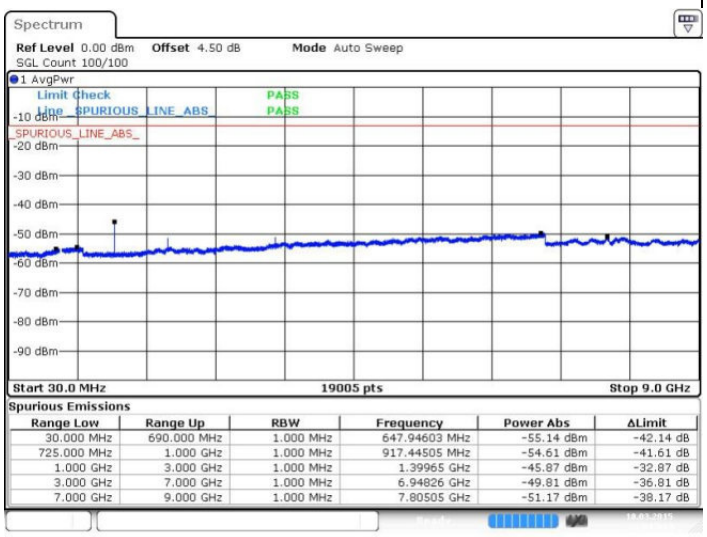

Spurious Emissions

Range Low	Range Up	RBW	Frequency	Power Abs	ΔLimit
30.000 MHz	690.000 MHz	1.000 MHz	647.94603 MHz	-55.14 dBm	-42.14 dB
725.000 MHz	1.000 GHz	1.000 MHz	917.44505 MHz	-54.61 dBm	-41.61 dB
1.000 GHz	3.000 GHz	1.000 MHz	1.39965 GHz	-45.87 dBm	-32.87 dB
3.000 GHz	7.000 GHz	1.000 MHz	6.94826 GHz	-49.81 dBm	-36.81 dB
7.000 GHz	9.000 GHz	1.000 MHz	7.80505 GHz	-51.17 dBm	-38.17 dB

Date: 18.MAR.2015 19:13:14

Lowest Channel / 16QAM

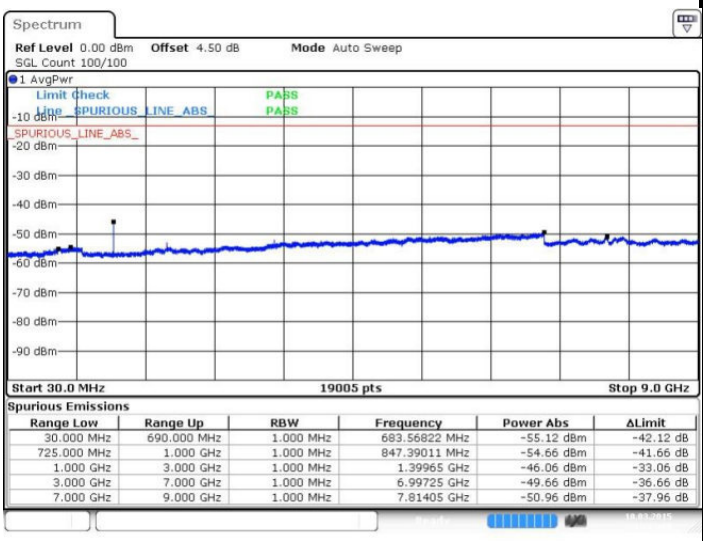

Spurious Emissions

Range Low	Range Up	RBW	Frequency	Power Abs	ΔLimit
30.000 MHz	690.000 MHz	1.000 MHz	683.56822 MHz	-55.12 dBm	-42.12 dB
725.000 MHz	1.000 GHz	1.000 MHz	847.39011 MHz	-54.66 dBm	-41.66 dB
1.000 GHz	3.000 GHz	1.000 MHz	1.39965 GHz	-46.06 dBm	-33.06 dB
3.000 GHz	7.000 GHz	1.000 MHz	6.99725 GHz	-49.66 dBm	-36.66 dB
7.000 GHz	9.000 GHz	1.000 MHz	7.81405 GHz	-50.96 dBm	-37.96 dB

Date: 18.MAR.2015 19:13:42

LTE Band 12 / 10MHz

Middle Channel / QPSK

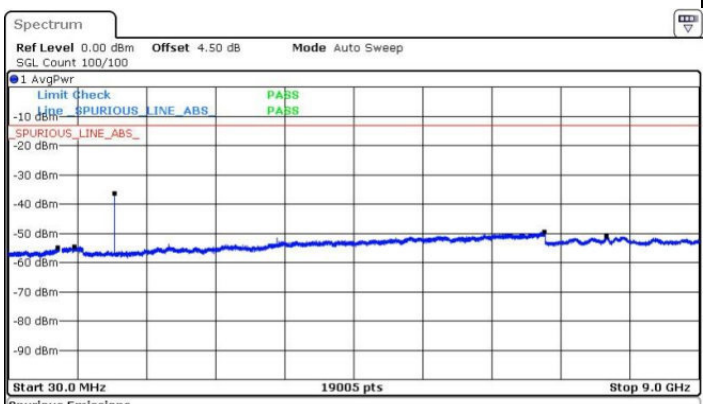

Spurious Emissions

Range Low	Range Up	RBW	Frequency	Power Abs	ΔLimit
30.000 MHz	690.000 MHz	1.000 MHz	662.78861 MHz	-54.91 dBm	-41.91 dB
725.000 MHz	1.000 GHz	1.000 MHz	878.70879 MHz	-54.55 dBm	-41.55 dB
1.000 GHz	3.000 GHz	1.000 MHz	1.40665 GHz	-36.42 dBm	-23.42 dB
3.000 GHz	7.000 GHz	1.000 MHz	6.99575 GHz	-49.50 dBm	-36.50 dB
7.000 GHz	9.000 GHz	1.000 MHz	7.79355 GHz	-51.12 dBm	-38.12 dB

Date: 18.MAR.2015 19:23:25

Middle Channel / 16QAM

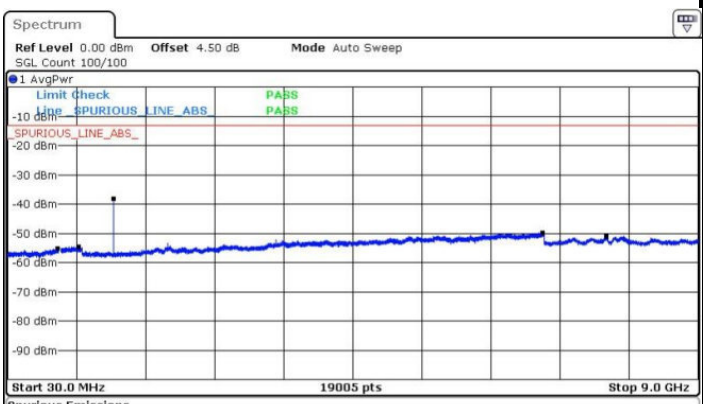

Spurious Emissions

Range Low	Range Up	RBW	Frequency	Power Abs	ΔLimit
30.000 MHz	690.000 MHz	1.000 MHz	677.63118 MHz	-55.22 dBm	-42.22 dB
725.000 MHz	1.000 GHz	1.000 MHz	947.11538 MHz	-54.68 dBm	-41.68 dB
1.000 GHz	3.000 GHz	1.000 MHz	1.40665 GHz	-38.11 dBm	-25.11 dB
3.000 GHz	7.000 GHz	1.000 MHz	6.97525 GHz	-49.76 dBm	-36.76 dB
7.000 GHz	9.000 GHz	1.000 MHz	7.80305 GHz	-51.14 dBm	-38.14 dB

Date: 18.MAR.2015 19:14:38

Highest Channel / QPSK

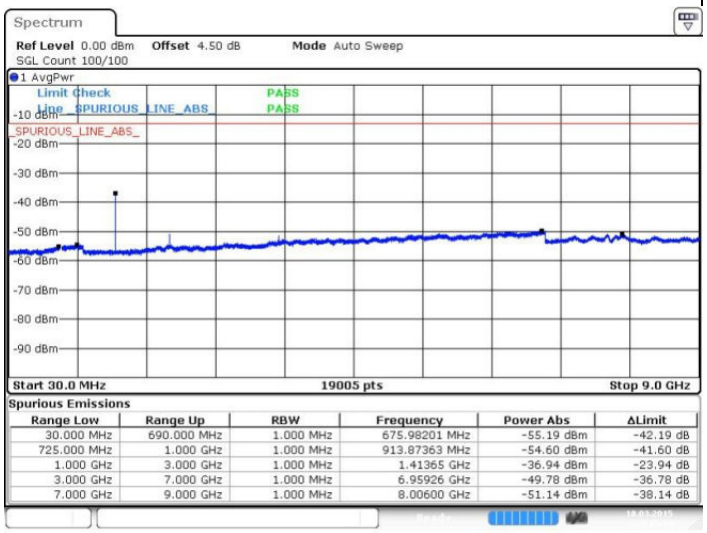

Spurious Emissions

Range Low	Range Up	RBW	Frequency	Power Abs	ΔLimit
30.000 MHz	690.000 MHz	1.000 MHz	675.98201 MHz	-55.19 dBm	-42.19 dB
725.000 MHz	1.000 GHz	1.000 MHz	913.87363 MHz	-54.60 dBm	-41.60 dB
1.000 GHz	3.000 GHz	1.000 MHz	1.41365 GHz	-36.94 dBm	-23.94 dB
3.000 GHz	7.000 GHz	1.000 MHz	6.95926 GHz	-49.78 dBm	-36.78 dB
7.000 GHz	9.000 GHz	1.000 MHz	8.00600 GHz	-51.14 dBm	-38.14 dB

Date: 18.MAR.2015 19:15:04

Highest Channel / 16QAM

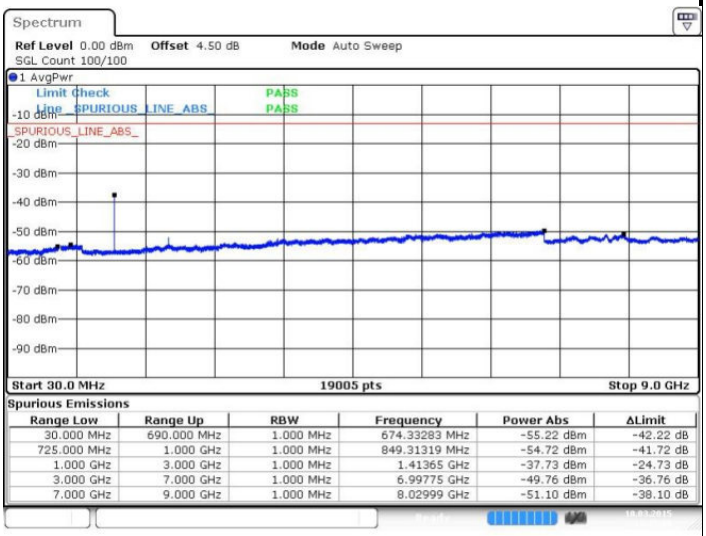

Spurious Emissions

Range Low	Range Up	RBW	Frequency	Power Abs	ΔLimit
30.000 MHz	690.000 MHz	1.000 MHz	674.33283 MHz	-55.22 dBm	-42.22 dB
725.000 MHz	1.000 GHz	1.000 MHz	849.31319 MHz	-54.72 dBm	-41.72 dB
1.000 GHz	3.000 GHz	1.000 MHz	1.41365 GHz	-37.73 dBm	-24.73 dB
3.000 GHz	7.000 GHz	1.000 MHz	6.99775 GHz	-49.76 dBm	-36.76 dB
7.000 GHz	9.000 GHz	1.000 MHz	8.02999 GHz	-51.10 dBm	-38.10 dB

Date: 18.MAR.2015 19:15:32

LTE Band 17 / 5MHz

Lowest Channel / QPSK

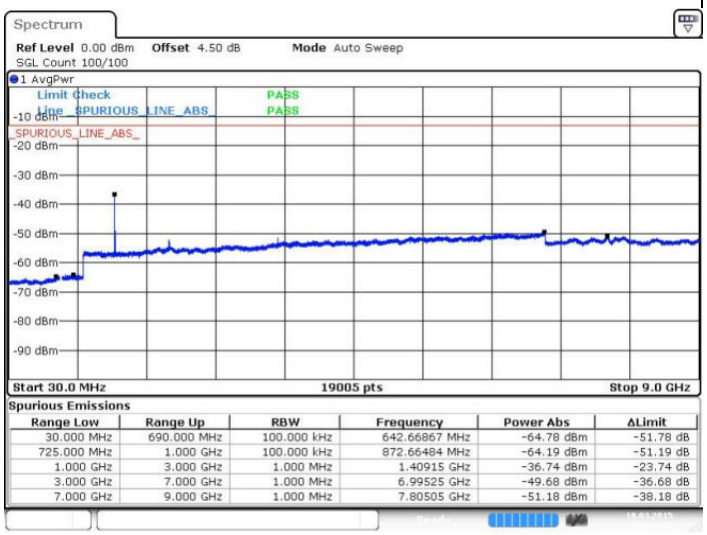

Spurious Emissions

Range Low	Range Up	RBW	Frequency	Power Abs	ΔLimit
30.000 MHz	690.000 MHz	100.000 kHz	642.66867 MHz	-64.78 dBm	-51.78 dB
725.000 MHz	1.000 GHz	100.000 kHz	872.66484 MHz	-64.19 dBm	-51.19 dB
1.000 GHz	3.000 GHz	1.000 MHz	1.40915 GHz	-36.74 dBm	-23.74 dB
3.000 GHz	7.000 GHz	1.000 MHz	6.99525 GHz	-49.68 dBm	-36.68 dB
7.000 GHz	9.000 GHz	1.000 MHz	7.80505 GHz	-51.18 dBm	-38.18 dB

Date: 18.MAR.2015 09:36:32

Lowest Channel / 16QAM

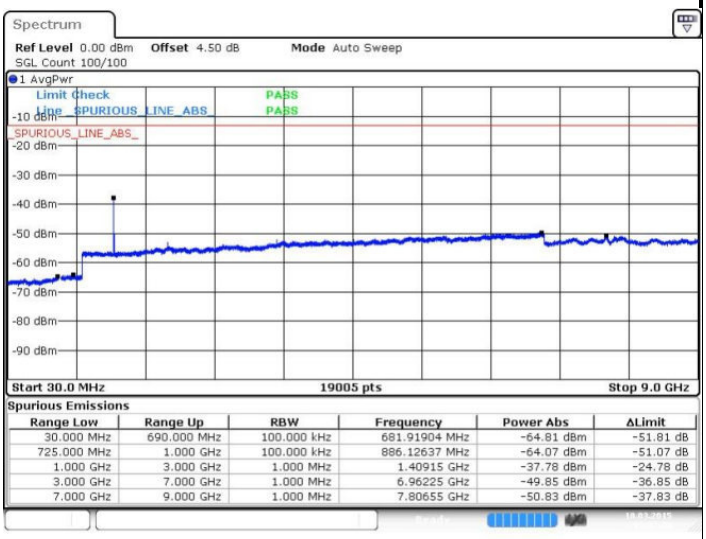

Spurious Emissions

Range Low	Range Up	RBW	Frequency	Power Abs	ΔLimit
30.000 MHz	690.000 MHz	100.000 kHz	681.91904 MHz	-64.81 dBm	-51.81 dB
725.000 MHz	1.000 GHz	100.000 kHz	886.12637 MHz	-64.07 dBm	-51.07 dB
1.000 GHz	3.000 GHz	1.000 MHz	1.40915 GHz	-37.78 dBm	-24.78 dB
3.000 GHz	7.000 GHz	1.000 MHz	6.96225 GHz	-49.85 dBm	-36.85 dB
7.000 GHz	9.000 GHz	1.000 MHz	7.80655 GHz	-50.83 dBm	-37.83 dB

Date: 18.MAR.2015 09:37:50

Middle Channel / QPSK

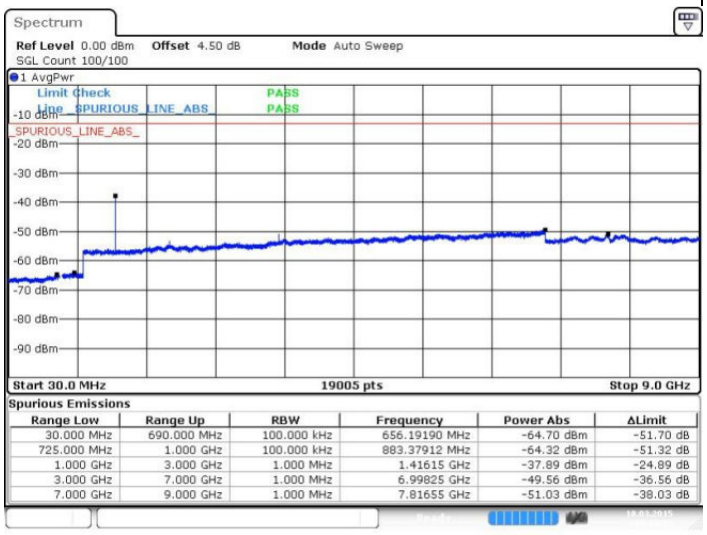

Spurious Emissions

Range Low	Range Up	RBW	Frequency	Power Abs	ΔLimit
30.000 MHz	690.000 MHz	100.000 kHz	656.19190 MHz	-64.70 dBm	-51.70 dB
725.000 MHz	1.000 GHz	100.000 kHz	883.37912 MHz	-64.32 dBm	-51.32 dB
1.000 GHz	3.000 GHz	1.000 MHz	1.41615 GHz	-37.89 dBm	-24.89 dB
3.000 GHz	7.000 GHz	1.000 MHz	6.99825 GHz	-49.56 dBm	-36.56 dB
7.000 GHz	9.000 GHz	1.000 MHz	7.81655 GHz	-51.03 dBm	-38.03 dB

Date: 18.MAR.2015 09:39:51

Middle Channel / 16QAM

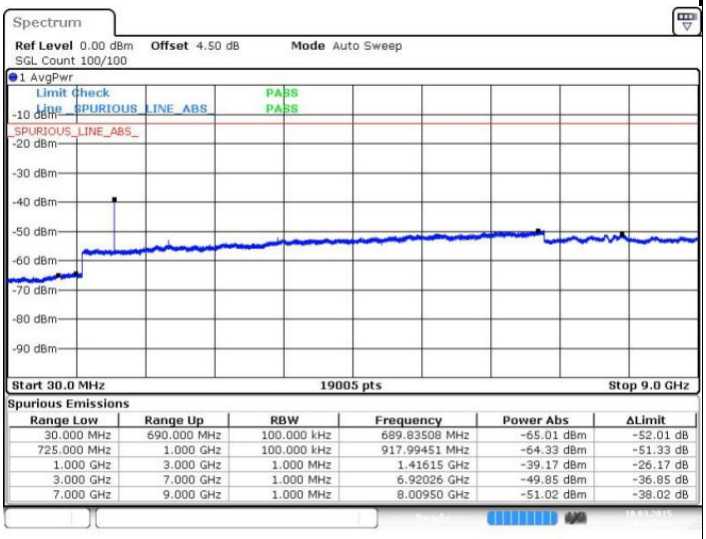

Spurious Emissions

Range Low	Range Up	RBW	Frequency	Power Abs	ΔLimit
30.000 MHz	690.000 MHz	100.000 kHz	689.83508 MHz	-65.01 dBm	-52.01 dB
725.000 MHz	1.000 GHz	100.000 kHz	917.99451 MHz	-64.33 dBm	-51.33 dB
1.000 GHz	3.000 GHz	1.000 MHz	1.41615 GHz	-39.17 dBm	-26.17 dB
3.000 GHz	7.000 GHz	1.000 MHz	6.92026 GHz	-49.85 dBm	-36.85 dB
7.000 GHz	9.000 GHz	1.000 MHz	8.00950 GHz	-51.02 dBm	-38.02 dB

Date: 18.MAR.2015 09:41:09

LTE Band 17 / 5MHz

Highest Channel / QPSK

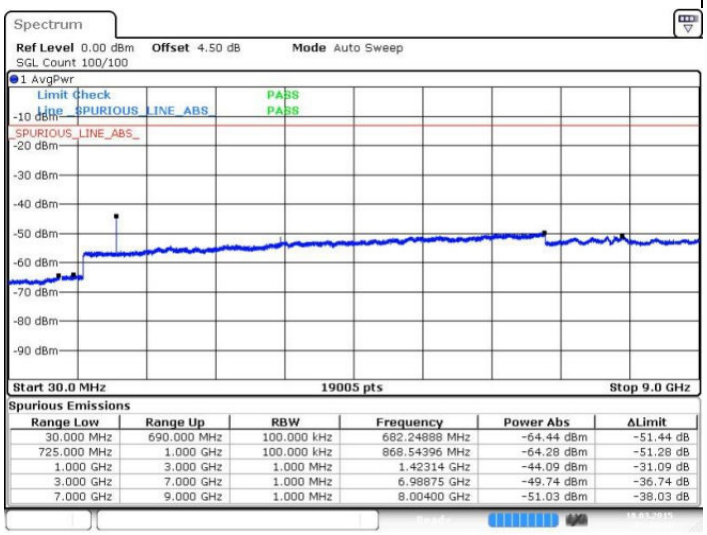

Spurious Emissions

Range Low	Range Up	RBW	Frequency	Power Abs	ΔLimit
30.000 MHz	690.000 MHz	100.000 kHz	682.24888 MHz	-64.44 dBm	-51.44 dB
725.000 MHz	1.000 GHz	100.000 kHz	868.54396 MHz	-64.28 dBm	-51.28 dB
1.000 GHz	3.000 GHz	1.000 MHz	1.42314 GHz	-44.09 dBm	-31.09 dB
3.000 GHz	7.000 GHz	1.000 MHz	6.98875 GHz	-49.74 dBm	-36.74 dB
7.000 GHz	9.000 GHz	1.000 MHz	8.00400 GHz	-51.03 dBm	-38.03 dB

Date: 18.MAR.2015 09:43:11

Highest Channel / 16QAM

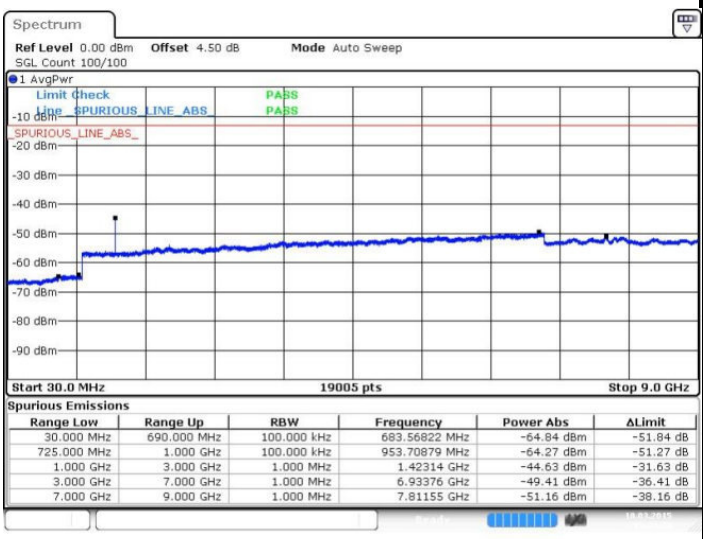

Spurious Emissions

Range Low	Range Up	RBW	Frequency	Power Abs	ΔLimit
30.000 MHz	690.000 MHz	100.000 kHz	683.56822 MHz	-64.84 dBm	-51.84 dB
725.000 MHz	1.000 GHz	100.000 kHz	953.70879 MHz	-64.27 dBm	-51.27 dB
1.000 GHz	3.000 GHz	1.000 MHz	1.42314 GHz	-44.63 dBm	-31.63 dB
3.000 GHz	7.000 GHz	1.000 MHz	6.93376 GHz	-49.41 dBm	-36.41 dB
7.000 GHz	9.000 GHz	1.000 MHz	7.81155 GHz	-51.16 dBm	-38.16 dB

Date: 18.MAR.2015 09:44:28

LTE Band 17 / 10MHz

Lowest Channel / QPSK

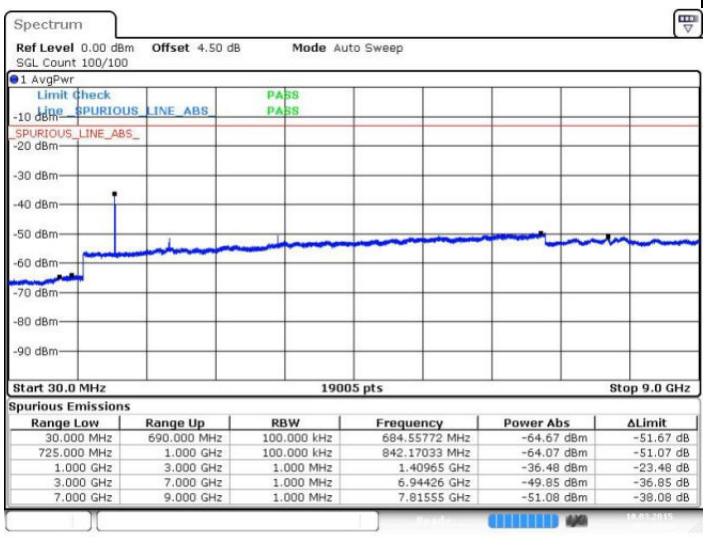

Spurious Emissions

Range Low	Range Up	RBW	Frequency	Power Abs	ΔLimit
30.000 MHz	690.000 MHz	100.000 kHz	684.55772 MHz	-64.67 dBm	-51.67 dB
725.000 MHz	1.000 GHz	100.000 kHz	842.17033 MHz	-64.07 dBm	-51.07 dB
1.000 GHz	3.000 GHz	1.000 MHz	1.40965 GHz	-36.48 dBm	-23.48 dB
3.000 GHz	7.000 GHz	1.000 MHz	6.94426 GHz	-49.85 dBm	-36.85 dB
7.000 GHz	9.000 GHz	1.000 MHz	7.81555 GHz	-51.08 dBm	-38.08 dB

Date: 18.MAR.2015 09:46:30

Lowest Channel / 16QAM

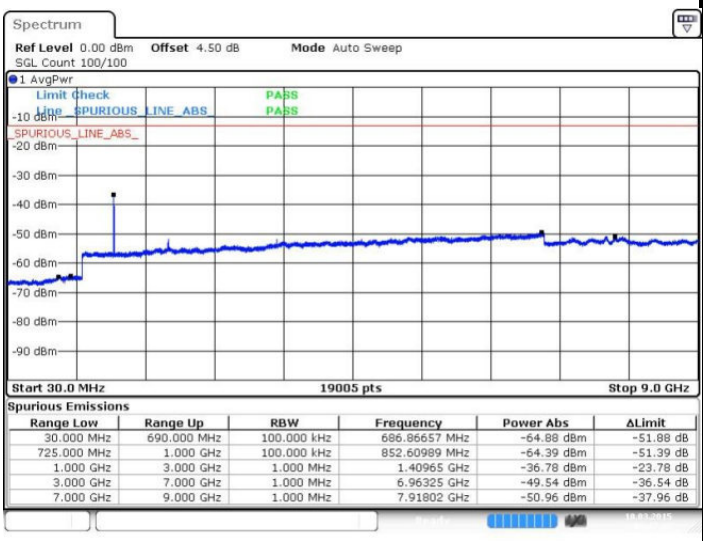

Spurious Emissions

Range Low	Range Up	RBW	Frequency	Power Abs	ΔLimit
30.000 MHz	690.000 MHz	100.000 kHz	686.86657 MHz	-64.88 dBm	-51.88 dB
725.000 MHz	1.000 GHz	100.000 kHz	852.60989 MHz	-64.39 dBm	-51.39 dB
1.000 GHz	3.000 GHz	1.000 MHz	1.40965 GHz	-36.78 dBm	-23.78 dB
3.000 GHz	7.000 GHz	1.000 MHz	6.96325 GHz	-49.54 dBm	-36.54 dB
7.000 GHz	9.000 GHz	1.000 MHz	7.91802 GHz	-50.96 dBm	-37.96 dB

Date: 18.MAR.2015 09:47:47

LTE Band 17 / 10MHz

Middle Channel / QPSK

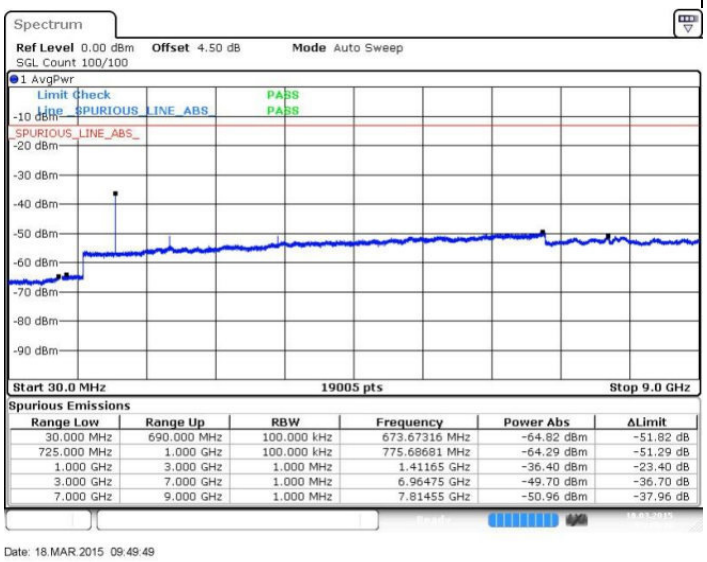

Spurious Emissions

Range Low	Range Up	RBW	Frequency	Power Abs	ΔLimit
30.000 MHz	690.000 MHz	100.000 kHz	673.67316 MHz	-64.82 dBm	-51.82 dB
725.000 MHz	1.000 GHz	100.000 kHz	775.68681 MHz	-64.29 dBm	-51.29 dB
1.000 GHz	3.000 GHz	1.000 MHz	1.41165 GHz	-36.40 dBm	-23.40 dB
3.000 GHz	7.000 GHz	1.000 MHz	6.96475 GHz	-49.70 dBm	-36.70 dB
7.000 GHz	9.000 GHz	1.000 MHz	7.81455 GHz	-50.96 dBm	-37.96 dB

Date: 18.MAR.2015 09:49:49

Middle Channel / 16QAM

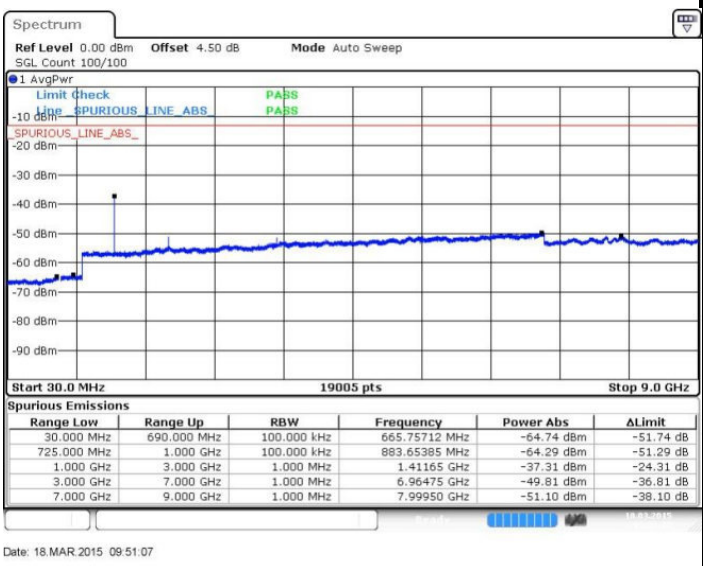

Spurious Emissions

Range Low	Range Up	RBW	Frequency	Power Abs	ΔLimit
30.000 MHz	690.000 MHz	100.000 kHz	665.75712 MHz	-64.74 dBm	-51.74 dB
725.000 MHz	1.000 GHz	100.000 kHz	883.65385 MHz	-64.29 dBm	-51.29 dB
1.000 GHz	3.000 GHz	1.000 MHz	1.41165 GHz	-37.31 dBm	-24.31 dB
3.000 GHz	7.000 GHz	1.000 MHz	6.96475 GHz	-49.81 dBm	-36.81 dB
7.000 GHz	9.000 GHz	1.000 MHz	7.99950 GHz	-51.10 dBm	-38.10 dB

Date: 18.MAR.2015 09:51:07

Highest Channel / QPSK

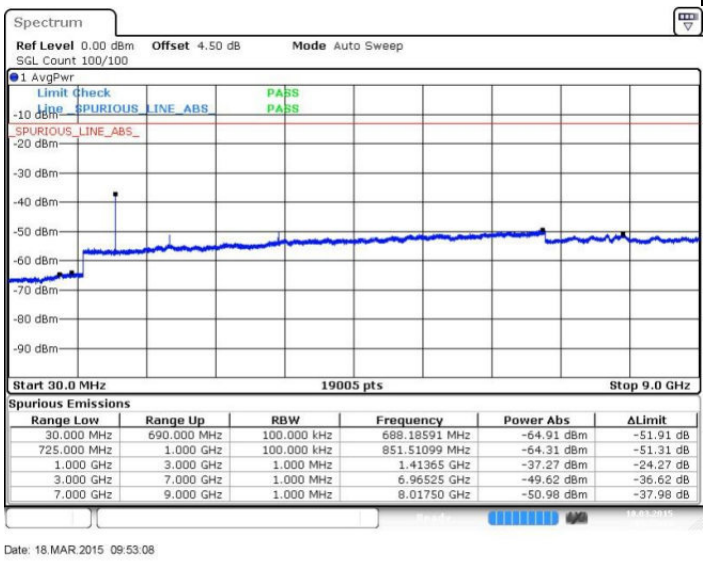

Spurious Emissions

Range Low	Range Up	RBW	Frequency	Power Abs	ΔLimit
30.000 MHz	690.000 MHz	100.000 kHz	688.18591 MHz	-64.91 dBm	-51.91 dB
725.000 MHz	1.000 GHz	100.000 kHz	851.51099 MHz	-64.31 dBm	-51.31 dB
1.000 GHz	3.000 GHz	1.000 MHz	1.41365 GHz	-37.27 dBm	-24.27 dB
3.000 GHz	7.000 GHz	1.000 MHz	6.96525 GHz	-49.62 dBm	-36.62 dB
7.000 GHz	9.000 GHz	1.000 MHz	8.01750 GHz	-50.98 dBm	-37.98 dB

Date: 18.MAR.2015 09:53:08

Highest Channel / 16QAM

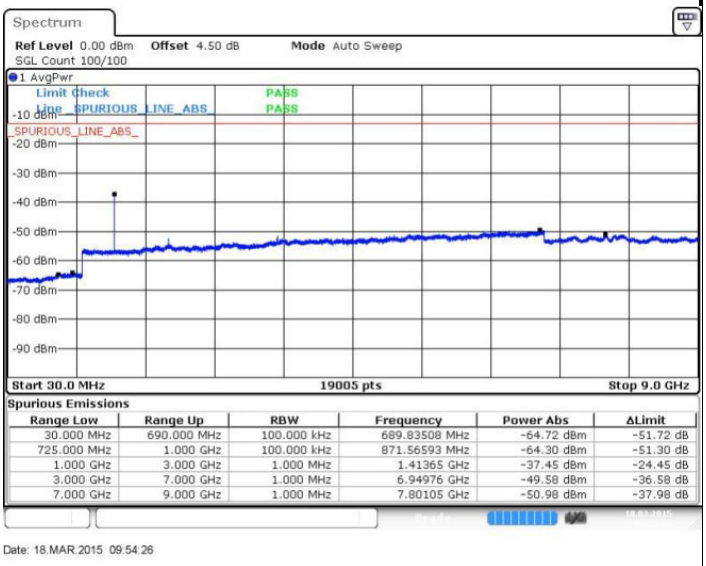

Spurious Emissions

Range Low	Range Up	RBW	Frequency	Power Abs	ΔLimit
30.000 MHz	690.000 MHz	100.000 kHz	689.83508 MHz	-64.72 dBm	-51.72 dB
725.000 MHz	1.000 GHz	100.000 kHz	871.56593 MHz	-64.30 dBm	-51.30 dB
1.000 GHz	3.000 GHz	1.000 MHz	1.41365 GHz	-37.45 dBm	-24.45 dB
3.000 GHz	7.000 GHz	1.000 MHz	6.94976 GHz	-49.58 dBm	-36.58 dB
7.000 GHz	9.000 GHz	1.000 MHz	7.80105 GHz	-50.98 dBm	-37.98 dB

Date: 18.MAR.2015 09:54:26

Frequency Stability

Test Conditions		LTE Band 2 (QPSK) / Middle Channel	Limit
Temperature (°C)	Voltage (Volt)	BW 10MHz	Note 2.
		Deviation (ppm)	Result
50	Normal Voltage	0.0012	PASS
40	Normal Voltage	0.0010	
30	Normal Voltage	0.0002	
20(Ref.)	Normal Voltage	0.0000	
10	Normal Voltage	0.0008	
0	Normal Voltage	0.0005	
-10	Normal Voltage	0.0007	
-20	Normal Voltage	0.0004	
-30	Normal Voltage	0.0006	
20	Maximum Voltage	0.0011	
20	Normal Voltage	0.0008	
20	Battery End Point	0.0004	

Test Conditions		LTE Band 4 (QPSK) / Middle Channel	Limit
Temperature (°C)	Voltage (Volt)	BW 10MHz	Note 2.
		Deviation (ppm)	Result
50	Normal Voltage	0.0010	PASS
40	Normal Voltage	0.0001	
30	Normal Voltage	0.0003	
20(Ref.)	Normal Voltage	0.0000	
10	Normal Voltage	0.0014	
0	Normal Voltage	0.0035	
-10	Normal Voltage	0.0002	
-20	Normal Voltage	0.0058	
-30	Normal Voltage	0.0005	
20	Maximum Voltage	0.0000	
20	Normal Voltage	0.0000	
20	Battery End Point	0.0048	

Test Conditions		LTE Band 5 (QPSK) / Middle Channel	Limit
Temperature (°C)	Voltage (Volt)	BW 10MHz	2.5ppm
		Deviation (ppm)	Result
50	Normal Voltage	0.0185	PASS
40	Normal Voltage	0.0175	
30	Normal Voltage	0.0024	
20(Ref.)	Normal Voltage	0.0000	
10	Normal Voltage	0.0161	
0	Normal Voltage	0.0167	
-10	Normal Voltage	0.0048	
-20	Normal Voltage	0.0030	
-30	Normal Voltage	0.0176	
20	Maximum Voltage	0.0012	
20	Normal Voltage	0.0126	
20	Battery End Point	0.0054	

Test Conditions		LTE Band 7 (QPSK) / Middle Channel	Limit
Temperature (°C)	Voltage (Volt)	BW 10MHz	Note 2.
		Deviation (ppm)	Result
50	Normal Voltage	0.0008	PASS
40	Normal Voltage	0.0016	
30	Normal Voltage	0.0005	
20(Ref.)	Normal Voltage	0.0000	
10	Normal Voltage	0.0024	
0	Normal Voltage	0.0041	
-10	Normal Voltage	0.0004	
-20	Normal Voltage	0.0039	
-30	Normal Voltage	0.0003	
20	Maximum Voltage	0.0062	
20	Normal Voltage	0.0068	
20	Battery End Point	0.0040	

Test Conditions		LTE Band 12 (QPSK) / Middle Channel	Limit
Temperature (°C)	Voltage (Volt)	BW 10MHz	Note 2.
		Deviation (ppm)	Result
50	Normal Voltage	0.0069	PASS
40	Normal Voltage	0.0045	
30	Normal Voltage	0.0035	
20(Ref.)	Normal Voltage	0.0000	
10	Normal Voltage	0.0013	
0	Normal Voltage	0.0040	
-10	Normal Voltage	0.0102	
-20	Normal Voltage	0.0122	
-30	Normal Voltage	0.0151	
20	Maximum Voltage	0.0170	
20	Normal Voltage	0.0189	
20	Battery End Point	0.0209	

Test Conditions		LTE Band 17 (QPSK) / Middle Channel	Limit
Temperature (°C)	Voltage (Volt)	BW 10MHz	Note 2.
		Deviation (ppm)	Result
50	Normal Voltage	0.0006	PASS
40	Normal Voltage	0.0018	
30	Normal Voltage	0.0008	
20(Ref.)	Normal Voltage	0.0000	
10	Normal Voltage	0.0032	
0	Normal Voltage	0.0001	
-10	Normal Voltage	0.0021	
-20	Normal Voltage	0.0037	
-30	Normal Voltage	0.0015	
20	Maximum Voltage	0.0011	
20	Normal Voltage	0.0010	
20	Battery End Point	0.0007	

Note:

1. Normal Voltage = 3.80 V. ；Battery End Point (BEP) = 3.50 V.；Maximum Voltage =4.35 V
2. Note: The frequency fundamental emissions stay within the authorized frequency block based on the frequency deviation measured is small.

Appendix B. Test Results of Radiated Test

ERP/EIRP

LTE Band 2 / 1.4MHz							
Channel	Modulation	RB		Horizontal		Vertical	
		Size	Offset	EIRP(dBm)	EIRP(W)	EIRP(dBm)	EIRP(W)
Lowest	QPSK	1	2	22.39	0.1732	22.96	0.1977
Middle		1	2	22.05	0.1604	22.76	0.1887
Highest		3	1	20.06	0.1014	20.44	0.1107
Lowest	16QAM	1	2	22.43	0.1750	22.78	0.1898
Middle		1	0	21.17	0.1309	22.14	0.1638
Highest		3	1	19.11	0.0815	19.85	0.0966
Limit	EIRP < 2W			Result		PASS	

LTE Band 2 / 3MHz							
Channel	Modulation	RB		Horizontal		Vertical	
		Size	Offset	EIRP(dBm)	EIRP(W)	EIRP(dBm)	EIRP(W)
Lowest	QPSK	1	7	22.35	0.1717	23.08	0.2032
Middle		1	7	21.95	0.1567	22.77	0.1891
Highest		1	7	22.17	0.1649	22.42	0.1745
Lowest	16QAM	1	7	21.89	0.1546	23.11	0.2045
Middle		1	7	22.00	0.1586	22.79	0.1900
Highest		1	14	21.65	0.1464	21.87	0.1537
Limit	EIRP < 2W			Result		PASS	

LTE Band 2 / 5MHz							
Channel	Modulation	RB		Horizontal		Vertical	
		Size	Offset	EIRP(dBm)	EIRP(W)	EIRP(dBm)	EIRP(W)
Lowest	QPSK	1	12	22.44	0.1753	22.96	0.1979
Middle		1	12	22.01	0.1590	22.56	0.1802
Highest		1	12	21.92	0.1557	22.46	0.1763
Lowest	16QAM	1	24	22.68	0.1853	22.89	0.1946
Middle		1	24	21.34	0.1360	22.01	0.1589
Highest		1	12	21.81	0.1517	22.45	0.1758
Limit	EIRP < 2W			Result		PASS	

LTE Band 2 / 10MHz							
Channel	Modulation	RB		Horizontal		Vertical	
		Size	Offset	EIRP(dBm)	EIRP(W)	EIRP(dBm)	EIRP(W)
Lowest	QPSK	1	24	22.70	0.1864	22.86	0.1931
Middle		1	24	21.87	0.1539	22.79	0.1901
Highest		1	24	22.12	0.1631	22.61	0.1824
Lowest	16QAM	1	24	22.38	0.1729	22.96	0.1978
Middle		1	0	21.48	0.1407	22.39	0.1733
Highest		1	24	21.84	0.1528	22.16	0.1646
Limit	EIRP < 2W			Result		PASS	

LTE Band 2 / 15MHz							
Channel	Modulation	RB		Horizontal		Vertical	
		Size	Offset	EIRP(dBm)	EIRP(W)	EIRP(dBm)	EIRP(W)
Lowest	QPSK	1	37	22.79	0.1901	23.22	0.2098
Middle		1	37	21.89	0.1544	22.75	0.1881
Highest		1	0	22.23	0.1670	22.99	0.1990
Lowest	16QAM	1	0	22.26	0.1681	22.20	0.1658
Middle		1	74	21.55	0.1429	22.25	0.1679
Highest		1	37	21.58	0.1438	22.75	0.1884
Limit	EIRP < 2W			Result		PASS	

LTE Band 2 / 20MHz							
Channel	Modulation	RB		Horizontal		Vertical	
		Size	Offset	EIRP(dBm)	EIRP(W)	EIRP(dBm)	EIRP(W)
Lowest	QPSK	1	0	22.65	0.1841	23.13	0.2054
Middle		1	0	22.30	0.1697	23.01	0.2000
Highest		1	0	21.99	0.1580	22.95	0.1971
Lowest	16QAM	1	49	21.71	0.1483	22.35	0.1719
Middle		1	0	21.60	0.1445	22.45	0.1756
Highest		1	0	21.56	0.1434	22.57	0.1808
Limit	EIRP < 2W			Result		PASS	

LTE Band 4 / 1.4MHz							
Channel	Modulation	RB		Horizontal		Vertical	
		Size	Offset	EIRP(dBm)	EIRP(W)	EIRP(dBm)	EIRP(W)
Lowest	QPSK	3	1	22.48	0.1771	21.93	0.1559
Middle		3	0	22.44	0.1755	22.16	0.1645
Highest		1	0	23.53	0.2253	22.92	0.1958
Lowest	16QAM	1	0	22.05	0.1604	21.98	0.1577
Middle		1	2	22.19	0.1657	22.45	0.1760
Highest		3	1	22.29	0.1693	22.73	0.1875
Limit	EIRP < 1W			Result		PASS	

LTE Band 4 / 3MHz							
Channel	Modulation	RB		Horizontal		Vertical	
		Size	Offset	EIRP(dBm)	EIRP(W)	EIRP(dBm)	EIRP(W)
Lowest	QPSK	1	7	22.98	0.1988	22.21	0.1665
Middle		1	7	22.83	0.1920	22.77	0.1891
Highest		1	7	23.45	0.2214	23.75	0.2371
Lowest	16QAM	1	7	22.16	0.1645	21.57	0.1436
Middle		1	0	22.65	0.1840	21.97	0.1574
Highest		1	7	23.16	0.2072	22.67	0.1848
Limit	EIRP < 1W			Result		PASS	

LTE Band 4 / 5MHz							
Channel	Modulation	RB		Horizontal		Vertical	
		Size	Offset	EIRP(dBm)	EIRP(W)	EIRP(dBm)	EIRP(W)
Lowest	QPSK	1	12	22.79	0.1900	21.92	0.1556
Middle		1	0	23.02	0.2004	22.37	0.1726
Highest		1	12	23.25	0.2116	22.98	0.1987
Lowest	16QAM	1	12	22.77	0.1893	21.56	0.1433
Middle		1	0	21.87	0.1539	21.60	0.1447
Highest		1	0	22.08	0.1614	22.22	0.1669
Limit	EIRP < 1W			Result		PASS	

LTE Band 4/ 10MHz							
Channel	Modulation	RB		Horizontal		Vertical	
		Size	Offset	EIRP(dBm)	EIRP(W)	EIRP(dBm)	EIRP(W)
Lowest	QPSK	1	0	22.89	0.1946	22.10	0.1623
Middle		1	24	22.99	0.1990	22.52	0.1788
Highest		1	0	23.22	0.2098	23.17	0.2074
Lowest	16QAM	1	0	22.80	0.1907	22.27	0.1687
Middle		1	0	23.31	0.2143	22.19	0.1655
Highest		1	0	23.11	0.2046	22.89	0.1943
Limit	EIRP < 1W			Result		PASS	

LTE Band 4 / 15MHz							
Channel	Modulation	RB		Horizontal		Vertical	
		Size	Offset	EIRP(dBm)	EIRP(W)	EIRP(dBm)	EIRP(W)
Lowest	QPSK	1	0	22.75	0.1885	22.27	0.1685
Middle		1	0	23.52	0.2247	23.02	0.2006
Highest		1	0	23.22	0.2099	22.57	0.1807
Lowest	16QAM	1	37	22.82	0.1916	21.95	0.1567
Middle		1	0	22.61	0.1823	21.86	0.1533
Highest		1	0	23.40	0.2186	22.66	0.1847
Limit	EIRP < 1W			Result		PASS	

LTE Band 4 / 20MHz							
Channel	Modulation	RB		Horizontal		Vertical	
		Size	Offset	EIRP(dBm)	EIRP(W)	EIRP(dBm)	EIRP(W)
Lowest	QPSK	1	0	22.68	0.1851	22.11	0.1625
Middle		1	0	23.10	0.2044	22.30	0.1700
Highest		1	0	23.11	0.2045	22.99	0.1991
Lowest	16QAM	1	0	22.50	0.1779	21.54	0.1427
Middle		1	0	22.04	0.1599	21.70	0.1478
Highest		1	0	22.14	0.1638	22.80	0.1905
Limit	EIRP < 1W			Result		PASS	

LTE Band 5 / 1.4MHz							
Channel	Modulation	RB		Horizontal		Vertical	
		Size	Offset	ERP(dBm)	ERP(W)	ERP(dBm)	ERP(W)
Lowest	QPSK	3	1	20.02	0.1005	10.24	0.0106
Middle		3	1	19.56	0.0904	10.05	0.0101
Highest		3	1	19.28	0.0846	10.00	0.0100
Lowest	16QAM	1	2	20.46	0.1112	9.82	0.0096
Middle		3	1	18.88	0.0773	9.70	0.0093
Highest		3	1	18.43	0.0696	9.16	0.0082
Limit	ERP < 7W			Result		PASS	

LTE Band 5 / 3MHz							
Channel	Modulation	RB		Horizontal		Vertical	
		Size	Offset	ERP(dBm)	ERP(W)	ERP(dBm)	ERP(W)
Lowest	QPSK	1	0	20.39	0.1094	10.43	0.0111
Middle		1	7	19.99	0.0997	10.44	0.0111
Highest		1	7	20.10	0.1022	11.37	0.0137
Lowest	16QAM	1	7	19.69	0.0931	10.12	0.0103
Middle		1	7	19.73	0.0940	10.74	0.0119
Highest		1	0	18.85	0.0768	10.50	0.0112
Limit	ERP < 7W			Result		PASS	

LTE Band 5 / 5MHz							
Channel	Modulation	RB		Horizontal		Vertical	
		Size	Offset	ERP(dBm)	ERP(W)	ERP(dBm)	ERP(W)
Lowest	QPSK	1	12	20.52	0.1128	9.98	0.0100
Middle		1	12	19.93	0.0985	10.05	0.0101
Highest		1	12	19.61	0.0915	10.59	0.0115
Lowest	16QAM	1	12	19.92	0.0983	9.74	0.0094
Middle		1	24	19.65	0.0923	10.00	0.0100
Highest		1	12	19.28	0.0847	9.96	0.0099
Limit	ERP < 7W			Result		PASS	

LTE Band 5 / 10MHz							
Channel	Modulation	RB		Horizontal		Vertical	
		Size	Offset	ERP(dBm)	ERP(W)	ERP(dBm)	ERP(W)
Lowest	QPSK	1	24	20.32	0.1076	10.38	0.0109
Middle		1	24	20.11	0.1025	10.18	0.0104
Highest		1	24	19.95	0.0988	11.01	0.0126
Lowest	16QAM	1	0	20.55	0.1134	10.18	0.0104
Middle		1	0	19.65	0.0923	9.82	0.0096
Highest		1	0	20.05	0.1012	10.04	0.0101
Limit	ERP < 7W			Result		PASS	

LTE Band 7 / 5MHz							
Channel	Modulation	RB		Horizontal		Vertical	
		Size	Offset	EIRP(dBm)	EIRP(W)	EIRP(dBm)	EIRP(W)
Lowest	QPSK	1	0	19.73	0.0941	20.14	0.1033
Middle		1	0	19.97	0.0993	20.73	0.1183
Highest		1	12	21.17	0.1309	21.52	0.1419
Lowest	16QAM	1	12	19.72	0.0938	19.63	0.0918
Middle		1	0	19.33	0.0858	20.56	0.1139
Highest		1	0	21.19	0.1314	20.25	0.1060
Limit	EIRP < 2W			Result		PASS	

LTE Band 7 / 10MHz							
Channel	Modulation	RB		Horizontal		Vertical	
		Size	Offset	EIRP(dBm)	EIRP(W)	EIRP(dBm)	EIRP(W)
Lowest	QPSK	1	24	20.13	0.1030	20.97	0.1251
Middle		1	0	20.12	0.1029	20.97	0.1251
Highest		1	24	20.90	0.1230	21.34	0.1361
Lowest	16QAM	1	0	19.59	0.0910	19.58	0.0909
Middle		1	49	19.55	0.0901	20.14	0.1034
Highest		1	49	20.44	0.1107	20.12	0.1028
Limit	EIRP < 2W			Result		PASS	

LTE Band 7 / 15MHz							
Channel	Modulation	RB		Horizontal		Vertical	
		Size	Offset	EIRP(dBm)	EIRP(W)	EIRP(dBm)	EIRP(W)
Lowest	QPSK	1	0	19.69	0.0932	20.31	0.1075
Middle		1	0	20.32	0.1077	21.14	0.1301
Highest		1	37	20.82	0.1209	21.00	0.1258
Lowest	16QAM	1	37	19.76	0.0946	19.79	0.0952
Middle		1	74	20.23	0.1055	20.69	0.1173
Highest		1	0	19.99	0.0998	19.95	0.0989
Limit	EIRP < 2W			Result		PASS	

LTE Band 7 / 20MHz							
Channel	Modulation	RB		Horizontal		Vertical	
		Size	Offset	EIRP(dBm)	EIRP(W)	EIRP(dBm)	EIRP(W)
Lowest	QPSK	1	0	19.68	0.0930	20.51	0.1125
Middle		1	0	20.23	0.1055	21.08	0.1282
Highest		1	0	20.39	0.1093	21.26	0.1338
Lowest	16QAM	1	49	19.85	0.0966	20.42	0.1100
Middle		1	49	19.31	0.0852	19.78	0.0950
Highest		1	49	20.56	0.1137	20.93	0.1240
Limit	EIRP < 2W			Result		PASS	

LTE Band 12 / 1.4MHz							
Channel	Modulation	RB		Horizontal		Vertical	
		Size	Offset	ERP(dBm)	ERP(W)	ERP(dBm)	ERP(W)
Lowest	QPSK	1	0	14.15	0.0260	1.76	0.0015
Middle		3	2	14.55	0.0285	2.23	0.0017
Highest		3	2	14.92	0.0311	2.69	0.0019
Lowest	16QAM	1	0	13.41	0.0219	1.51	0.0014
Middle		3	1	13.80	0.0240	1.25	0.0013
Highest		3	2	14.13	0.0259	2.10	0.0016
Limit	ERP < 3W			Result		PASS	

LTE Band 12 / 3MHz							
Channel	Modulation	RB		Horizontal		Vertical	
		Size	Offset	ERP(dBm)	ERP(W)	ERP(dBm)	ERP(W)
Lowest	QPSK	1	7	14.76	0.0299	2.06	0.0016
Middle		1	7	15.09	0.0323	2.77	0.0019
Highest		1	14	15.50	0.0354	3.22	0.0021
Lowest	16QAM	1	7	13.99	0.0251	1.02	0.0013
Middle		1	7	14.65	0.0292	1.91	0.0016
Highest		1	14	14.48	0.0281	2.03	0.0016
Limit	ERP < 3W			Result		PASS	

LTE Band 12 / 5MHz							
Channel	Modulation	RB		Horizontal		Vertical	
		Size	Offset	ERP(dBm)	ERP(W)	ERP(dBm)	ERP(W)
Lowest	QPSK	1	12	14.99	0.0316	2.10	0.0016
Middle		1	0	14.87	0.0307	2.09	0.0016
Highest		1	12	15.15	0.0327	2.63	0.0018
Lowest	16QAM	1	12	14.87	0.0307	1.61	0.0014
Middle		1	12	15.03	0.0319	2.36	0.0017
Highest		1	12	14.90	0.0309	2.38	0.0017
Limit	ERP < 3W			Result		PASS	

LTE Band 12 / 10MHz							
Channel	Modulation	RB		Horizontal		Vertical	
		Size	Offset	ERP(dBm)	ERP(W)	ERP(dBm)	ERP(W)
Lowest	QPSK	1	0	14.64	0.0291	1.64	0.0015
Middle		1	0	14.52	0.0283	1.66	0.0015
Highest		1	0	15.07	0.0321	2.35	0.0017
Lowest	16QAM	1	0	13.95	0.0248	0.98	0.0013
Middle		1	0	13.90	0.0245	0.73	0.0012
Highest		1	0	14.42	0.0276	1.02	0.0013
Limit	ERP < 3W			Result		PASS	

LTE Band 17 / 5MHz							
Channel	Modulation	RB		Horizontal		Vertical	
		Size	Offset	ERP(dBm)	ERP(W)	ERP(dBm)	ERP(W)
Lowest	QPSK	1	0	14.53	0.0284	1.54	0.0014
Middle		1	12	14.88	0.0307	2.77	0.0019
Highest		1	12	15.18	0.0330	3.08	0.0020
Lowest	16QAM	1	24	14.29	0.0269	0.83	0.0012
Middle		1	0	14.58	0.0287	2.16	0.0016
Highest		1	12	15.17	0.0329	3.50	0.0022
Limit	ERP < 3W			Result		PASS	

LTE Band 17 / 10MHz							
Channel	Modulation	RB		Horizontal		Vertical	
		Size	Offset	ERP(dBm)	ERP(W)	ERP(dBm)	ERP(W)
Lowest	QPSK	1	0	14.77	0.0300	2.25	0.0017
Middle		1	0	15.03	0.0318	2.12	0.0016
Highest		1	0	14.90	0.0309	2.21	0.0017
Lowest	16QAM	1	49	14.89	0.0309	2.61	0.0018
Middle		1	49	15.45	0.0350	2.89	0.0019
Highest		1	49	15.19	0.0330	2.43	0.0018
Limit	ERP < 3W			Result		PASS	

LTE Band 4 EIRP for Spot Check

LTE Band 4 / 3MHz							
Channel	Modulation	RB		Horizontal		Vertical	
		Size	Offset	EIRP(dBm)	EIRP(W)	EIRP(dBm)	EIRP(W)
Lowest	QPSK	1	7	19.11	0.0814	20.28	0.1066
Middle		1	7	19.58	0.0909	21.47	0.1404
Highest		1	7	19.03	0.0799	21.23	0.1327
Lowest	16QAM	1	7	16.96	0.0496	18.12	0.0648
Middle		1	0	17.77	0.0599	20.48	0.1118
Highest		1	7	16.52	0.0448	19.45	0.0880
Limit	EIRP < 1W			Result		PASS	

Radiated Spurious Emission

Band :	LTE Band 2 for CH18607	**Temperature :**	23~25°C
Test Mode :	1.4MHz QPSK RB Size 1 Offset 0	**Relative Humidity :**	48~52%
Test Engineer :	Leo Liao	**Polarization :**	Horizontal
Remark :	Spurious emissions below 1GHz were found more than 20dB below limit line.		

Frequency (MHz)	EIRP (dBm)	Limit (dBm)	Over Limit (dB)	SPA Reading (dBm)	S.G. Power (dBm)	TX Cable loss (dB)	TX Antenna Gain (dBi)	Polarization (H/V)	Result
3700.32	-50.89	-13	-37.89	-64.08	-62.24	1.25	12.60	H	Pass
5550.48	-49.63	-13	-36.63	-65.23	-61.30	1.43	13.10	H	Pass
7400.64	-46.23	-13	-33.23	-65.19	-55.27	2.26	11.30	H	Pass

Band :	LTE Band 2 for CH18607	**Temperature :**	23~25°C
Test Mode :	1.4MHz QPSK RB Size 1 Offset 0	**Relative Humidity :**	48~52%
Test Engineer :	Leo Liao	**Polarization :**	Vertical
Remark :	Spurious emissions below 1GHz were found more than 20dB below limit line.		

Frequency (MHz)	EIRP (dBm)	Limit (dBm)	Over Limit (dB)	SPA Reading (dBm)	S.G. Power (dBm)	TX Cable loss (dB)	TX Antenna Gain (dBi)	Polarization (H/V)	Result
3700.32	-51.30	-13	-38.30	-63.47	-62.65	1.25	12.6	V	Pass
5550.48	-50.88	-13	-37.88	-65.36	-62.55	1.43	13.1	V	Pass
7400.64	-44.69	-13	-31.69	-65.82	-53.73	2.26	11.3	V	Pass

Band :	LTE Band 2 for CH18900	**Temperature :**	23~25°C
Test Mode :	1.4MHz QPSK RB Size 1 Offset 0	**Relative Humidity :**	48~52%
Test Engineer :	Leo Liao	**Polarization :**	Horizontal
Remark :	Spurious emissions below 1GHz were found more than 20dB below limit line.		

Frequency (MHz)	EIRP (dBm)	Limit (dBm)	Over Limit (dB)	SPA Reading (dBm)	S.G. Power (dBm)	TX Cable loss (dB)	TX Antenna Gain (dBi)	Polarization (H/V)	Result
3758.92	-51.04	-13	-38.04	-64.15	-62.39	1.25	12.60	H	Pass
5638.38	-50.08	-13	-37.08	-65.62	-61.75	1.43	13.10	H	Pass
7517.84	-46.03	-13	-33.03	-64.95	-55.07	2.26	11.30	H	Pass

Band :	LTE Band 2 for CH18900	**Temperature :**	23~25°C
Test Mode :	1.4MHz QPSK RB Size 1 Offset 0	**Relative Humidity :**	48~52%
Test Engineer :	Leo Liao	**Polarization :**	Vertical
Remark :	Spurious emissions below 1GHz were found more than 20dB below limit line.		

Frequency (MHz)	EIRP (dBm)	Limit (dBm)	Over Limit (dB)	SPA Reading (dBm)	S.G. Power (dBm)	TX Cable loss (dB)	TX Antenna Gain (dBi)	Polarization (H/V)	Result
3758.92	-52.42	-13	-39.42	-64.55	-63.77	1.25	12.6	V	Pass
5638.38	-50.52	-13	-37.52	-64.93	-62.19	1.43	13.1	V	Pass
7517.84	-65.26	-13	-52.26	-65.26	-74.30	2.26	11.3	V	Pass

Band :	LTE Band 2 for CH19193	**Temperature :**	23~25°C
Test Mode :	1.4MHz QPSK RB Size 1 Offset 0	**Relative Humidity :**	48~52%
Test Engineer :	Leo Liao	**Polarization :**	Horizontal
Remark :	Spurious emissions below 1GHz were found more than 20dB below limit line.		

Frequency (MHz)	EIRP (dBm)	Limit (dBm)	Over Limit (dB)	SPA Reading (dBm)	S.G. Power (dBm)	TX Cable loss (dB)	TX Antenna Gain (dBi)	Polarization (H/V)	Result
3817.52	-51.24	-13	-38.24	-64.29	-62.59	1.25	12.60	H	Pass
5726.28	-48.86	-13	-35.86	-64.36	-60.53	1.43	13.10	H	Pass
7635.04	-45.65	-13	-32.65	-64.68	-54.69	2.26	11.30	H	Pass

Band :	LTE Band 2 for CH19193	**Temperature :**	23~25°C
Test Mode :	1.4MHz QPSK RB Size 1 Offset 0	**Relative Humidity :**	48~52%
Test Engineer :	Leo Liao	**Polarization :**	Vertical
Remark :	Spurious emissions below 1GHz were found more than 20dB below limit line.		

Frequency (MHz)	EIRP (dBm)	Limit (dBm)	Over Limit (dB)	SPA Reading (dBm)	S.G. Power (dBm)	TX Cable loss (dB)	TX Antenna Gain (dBi)	Polarization (H/V)	Result
3817.52	-51.85	-13	-38.85	-64.09	-63.20	1.25	12.6	V	Pass
5726.28	-51.09	-13	-38.09	-65.46	-62.76	1.43	13.1	V	Pass
7635.04	-43.84	-13	-30.84	-64.96	-52.88	2.26	11.3	V	Pass

Band :	LTE Band 2 for CH18615	**Temperature :**	23~25°C
Test Mode :	3MHz QPSK RB Size 1 Offset 0	**Relative Humidity :**	48~52%
Test Engineer :	Leo Liao	**Polarization :**	Horizontal
Remark :	Spurious emissions below 1GHz were found more than 20dB below limit line.		

Frequency (MHz)	EIRP (dBm)	Limit (dBm)	Over Limit (dB)	SPA Reading (dBm)	S.G. Power (dBm)	TX Cable loss (dB)	TX Antenna Gain (dBi)	Polarization (H/V)	Result
3700.48	-50.72	-13	-37.72	-63.91	-62.07	1.25	12.60	H	Pass
5550.72	-49.39	-13	-36.39	-64.99	-61.06	1.43	13.10	H	Pass
7400.96	-46.65	-13	-33.65	-65.61	-55.69	2.26	11.30	H	Pass

Band :	LTE Band 2 for CH18615	**Temperature :**	23~25°C
Test Mode :	3MHz QPSK RB Size 1 Offset 0	**Relative Humidity :**	48~52%
Test Engineer :	Leo Liao	**Polarization :**	Vertical
Remark :	Spurious emissions below 1GHz were found more than 20dB below limit line.		

Frequency (MHz)	EIRP (dBm)	Limit (dBm)	Over Limit (dB)	SPA Reading (dBm)	S.G. Power (dBm)	TX Cable loss (dB)	TX Antenna Gain (dBi)	Polarization (H/V)	Result
3700.48	-51.59	-13	-38.59	-63.76	-62.94	1.25	12.6	V	Pass
5550.72	-50.51	-13	-37.51	-64.99	-62.18	1.43	13.1	V	Pass
7400.96	-44.33	-13	-31.33	-65.46	-53.37	2.26	11.3	V	Pass

Band :	LTE Band 2 for CH18900	**Temperature :**	23~25°C
Test Mode :	3MHz QPSK RB Size 1 Offset 0	**Relative Humidity :**	48~52%
Test Engineer :	Leo Liao	**Polarization :**	Horizontal
Remark :	Spurious emissions below 1GHz were found more than 20dB below limit line.		

Frequency (MHz)	EIRP (dBm)	Limit (dBm)	Over Limit (dB)	SPA Reading (dBm)	S.G. Power (dBm)	TX Cable loss (dB)	TX Antenna Gain (dBi)	Polarization (H/V)	Result
3758.92	-51.00	-13	-38.00	-64.11	-62.35	1.25	12.60	H	Pass
5638.38	-49.43	-13	-36.43	-64.97	-61.10	1.43	13.10	H	Pass
7517.84	-45.92	-13	-32.92	-64.84	-54.96	2.26	11.30	H	Pass

Band :	LTE Band 2 for CH18900	**Temperature :**	23~25°C
Test Mode :	3MHz QPSK RB Size 1 Offset 0	**Relative Humidity :**	48~52%
Test Engineer :	Leo Liao	**Polarization :**	Vertical
Remark :	Spurious emissions below 1GHz were found more than 20dB below limit line.		

Frequency (MHz)	EIRP (dBm)	Limit (dBm)	Over Limit (dB)	SPA Reading (dBm)	S.G. Power (dBm)	TX Cable loss (dB)	TX Antenna Gain (dBi)	Polarization (H/V)	Result
3758.92	-51.98	-13	-38.98	-64.11	-63.33	1.25	12.6	V	Pass
5638.38	-50.85	-13	-37.85	-65.26	-62.52	1.43	13.1	V	Pass
7517.84	-44.27	-13	-31.27	-65.32	-53.31	2.26	11.3	V	Pass

Band :	LTE Band 2 for CH19185	**Temperature :**	23~25°C
Test Mode :	3MHz QPSK RB Size 1 Offset 0	**Relative Humidity :**	48~52%
Test Engineer :	Leo Liao	**Polarization :**	Horizontal
Remark :	Spurious emissions below 1GHz were found more than 20dB below limit line.		

Frequency (MHz)	EIRP (dBm)	Limit (dBm)	Over Limit (dB)	SPA Reading (dBm)	S.G. Power (dBm)	TX Cable loss (dB)	TX Antenna Gain (dBi)	Polarization (H/V)	Result
3814.48	-50.75	-13	-37.75	-63.80	-62.10	1.25	12.60	H	Pass
5721.72	-50.33	-13	-37.33	-65.83	-62.00	1.43	13.10	H	Pass
7628.96	-46.14	-13	-33.14	-65.17	-55.18	2.26	11.30	H	Pass

Band :	LTE Band 2 for CH19185	**Temperature :**	23~25°C
Test Mode :	3MHz QPSK RB Size 1 Offset 0	**Relative Humidity :**	48~52%
Test Engineer :	Leo Liao	**Polarization :**	Vertical
Remark :	Spurious emissions below 1GHz were found more than 20dB below limit line.		

Frequency (MHz)	EIRP (dBm)	Limit (dBm)	Over Limit (dB)	SPA Reading (dBm)	S.G. Power (dBm)	TX Cable loss (dB)	TX Antenna Gain (dBi)	Polarization (H/V)	Result
3814.48	-52.12	-13	-39.12	-64.36	-63.47	1.25	12.6	V	Pass
5721.72	-50.03	-13	-37.03	-64.4	-61.70	1.43	13.1	V	Pass
7628.96	-43.86	-13	-30.86	-64.98	-52.90	2.26	11.3	V	Pass

Band :	LTE Band 2 for CH18625	**Temperature :**	23~25°C
Test Mode :	5MHz QPSK RB Size 1 Offset 0	**Relative Humidity :**	48~52%
Test Engineer :	Leo Liao	**Polarization :**	Horizontal
Remark :	Spurious emissions below 1GHz were found more than 20dB below limit line.		

Frequency (MHz)	EIRP (dBm)	Limit (dBm)	Over Limit (dB)	SPA Reading (dBm)	S.G. Power (dBm)	TX Cable loss (dB)	TX Antenna Gain (dBi)	Polarization (H/V)	Result
3700.68	-50.71	-13	-37.71	-63.90	-62.06	1.25	12.60	H	Pass
5551.02	-49.69	-13	-36.69	-65.29	-61.36	1.43	13.10	H	Pass
7401.36	-46.82	-13	-33.82	-65.78	-55.86	2.26	11.30	H	Pass

Band :	LTE Band 2 for CH18625	**Temperature :**	23~25°C
Test Mode :	5MHz QPSK RB Size 1 Offset 0	**Relative Humidity :**	48~52%
Test Engineer :	Leo Liao	**Polarization :**	Vertical
Remark :	Spurious emissions below 1GHz were found more than 20dB below limit line.		

Frequency (MHz)	EIRP (dBm)	Limit (dBm)	Over Limit (dB)	SPA Reading (dBm)	S.G. Power (dBm)	TX Cable loss (dB)	TX Antenna Gain (dBi)	Polarization (H/V)	Result
3700.68	-52.15	-13	-39.15	-64.32	-63.50	1.25	12.6	V	Pass
5551.02	-50.12	-13	-37.12	-64.6	-61.79	1.43	13.1	V	Pass
7401.36	-44.65	-13	-31.65	-65.78	-53.69	2.26	11.3	V	Pass

Band :	LTE Band 2 for CH18900	**Temperature :**	23~25°C
Test Mode :	5MHz QPSK RB Size 1 Offset 0	**Relative Humidity :**	48~52%
Test Engineer :	Leo Liao	**Polarization :**	Horizontal
Remark :	Spurious emissions below 1GHz were found more than 20dB below limit line.		

Frequency (MHz)	EIRP (dBm)	Limit (dBm)	Over Limit (dB)	SPA Reading (dBm)	S.G. Power (dBm)	TX Cable loss (dB)	TX Antenna Gain (dBi)	Polarization (H/V)	Result
3755.68	-50.90	-13	-37.90	-64.01	-62.25	1.25	12.60	H	Pass
5633.52	-49.76	-13	-36.76	-65.30	-61.43	1.43	13.10	H	Pass
7511.36	-46.29	-13	-33.29	-65.21	-55.33	2.26	11.30	H	Pass

Band :	LTE Band 2 for CH18900	**Temperature :**	23~25°C
Test Mode :	5MHz QPSK RB Size 1 Offset 0	**Relative Humidity :**	48~52%
Test Engineer :	Leo Liao	**Polarization :**	Vertical
Remark :	Spurious emissions below 1GHz were found more than 20dB below limit line.		

Frequency (MHz)	EIRP (dBm)	Limit (dBm)	Over Limit (dB)	SPA Reading (dBm)	S.G. Power (dBm)	TX Cable loss (dB)	TX Antenna Gain (dBi)	Polarization (H/V)	Result
3755.68	-51.65	-13	-38.65	-63.78	-63.00	1.25	12.6	V	Pass
5633.52	-50.58	-13	-37.58	-64.99	-62.25	1.43	13.1	V	Pass
7511.36	-43.64	-13	-30.64	-64.69	-52.68	2.26	11.3	V	Pass

Band :	LTE Band 2 for CH19175	**Temperature :**	23~25°C
Test Mode :	5MHz QPSK RB Size 1 Offset 0	**Relative Humidity :**	48~52%
Test Engineer :	Leo Liao	**Polarization :**	Horizontal
Remark :	Spurious emissions below 1GHz were found more than 20dB below limit line.		

Frequency (MHz)	EIRP (dBm)	Limit (dBm)	Over Limit (dB)	SPA Reading (dBm)	S.G. Power (dBm)	TX Cable loss (dB)	TX Antenna Gain (dBi)	Polarization (H/V)	Result
3808	-49.17	-13	-36.17	-62.22	-60.52	1.25	12.60	H	Pass
5716	-49.61	-13	-36.61	-65.11	-61.28	1.43	13.10	H	Pass
7620	-45.61	-13	-32.61	-64.64	-54.65	2.26	11.30	H	Pass

Band :	LTE Band 2 for CH19175	**Temperature :**	23~25°C
Test Mode :	5MHz QPSK RB Size 1 Offset 0	**Relative Humidity :**	48~52%
Test Engineer :	Leo Liao	**Polarization :**	Vertical
Remark :	Spurious emissions below 1GHz were found more than 20dB below limit line.		

Frequency (MHz)	EIRP (dBm)	Limit (dBm)	Over Limit (dB)	SPA Reading (dBm)	S.G. Power (dBm)	TX Cable loss (dB)	TX Antenna Gain (dBi)	Polarization (H/V)	Result
3808	-51.47	-13	-38.47	-63.71	-62.82	1.25	12.6	V	Pass
5716	-50.50	-13	-37.50	-64.87	-62.17	1.43	13.1	V	Pass
7620	-43.10	-13	-30.10	-64.22	-52.14	2.26	11.3	V	Pass

Band :	LTE Band 2 for CH18650	**Temperature :**	23~25°C
Test Mode :	10MHz QPSK RB Size 1 Offset 0	**Relative Humidity :**	48~52%
Test Engineer :	Leo Liao	**Polarization :**	Horizontal
Remark :	Spurious emissions below 1GHz were found more than 20dB below limit line.		

Frequency (MHz)	EIRP (dBm)	Limit (dBm)	Over Limit (dB)	SPA Reading (dBm)	S.G. Power (dBm)	TX Cable loss (dB)	TX Antenna Gain (dBi)	Polarization (H/V)	Result
3701.18	-50.99	-13	-37.99	-64.18	-62.34	1.25	12.60	H	Pass
5551.77	-49.97	-13	-36.97	-65.57	-61.64	1.43	13.10	H	Pass
7402.36	-46.40	-13	-33.40	-65.36	-55.44	2.26	11.30	H	Pass

Band :	LTE Band 2 for CH18650	**Temperature :**	23~25°C
Test Mode :	10MHz QPSK RB Size 1 Offset 0	**Relative Humidity :**	48~52%
Test Engineer :	Leo Liao	**Polarization :**	Vertical
Remark :	Spurious emissions below 1GHz were found more than 20dB below limit line.		

Frequency (MHz)	EIRP (dBm)	Limit (dBm)	Over Limit (dB)	SPA Reading (dBm)	S.G. Power (dBm)	TX Cable loss (dB)	TX Antenna Gain (dBi)	Polarization (H/V)	Result
3701.18	-51.91	-13	-38.91	-64.08	-63.26	1.25	12.6	V	Pass
5551.77	-50.84	-13	-37.84	-65.32	-62.51	1.43	13.1	V	Pass
7402.36	-43.92	-13	-30.92	-65.05	-52.96	2.26	11.3	V	Pass

Band :	LTE Band 2 for CH18900	**Temperature :**	23~25°C
Test Mode :	10MHz QPSK RB Size 1 Offset 0	**Relative Humidity :**	48~52%
Test Engineer :	Leo Liao	**Polarization :**	Horizontal
Remark :	Spurious emissions below 1GHz were found more than 20dB below limit line.		

Frequency (MHz)	EIRP (dBm)	Limit (dBm)	Over Limit (dB)	SPA Reading (dBm)	S.G. Power (dBm)	TX Cable loss (dB)	TX Antenna Gain (dBi)	Polarization (H/V)	Result
3751.18	-51.16	-13	-38.16	-64.27	-62.51	1.25	12.60	H	Pass
5626.77	-49.84	-13	-36.84	-65.38	-61.51	1.43	13.10	H	Pass
7502.36	-46.12	-13	-33.12	-65.04	-55.16	2.26	11.30	H	Pass

Band :	LTE Band 2 for CH18900	**Temperature :**	23~25°C
Test Mode :	10MHz QPSK RB Size 1 Offset 0	**Relative Humidity :**	48~52%
Test Engineer :	Leo Liao	**Polarization :**	Vertical
Remark :	Spurious emissions below 1GHz were found more than 20dB below limit line.		

Frequency (MHz)	EIRP (dBm)	Limit (dBm)	Over Limit (dB)	SPA Reading (dBm)	S.G. Power (dBm)	TX Cable loss (dB)	TX Antenna Gain (dBi)	Polarization (H/V)	Result
3751.18	-52.04	-13	-39.04	-64.17	-63.39	1.25	12.6	V	Pass
5626.77	-50.88	-13	-37.88	-65.29	-62.55	1.43	13.1	V	Pass
7502.36	-43.90	-13	-30.90	-64.95	-52.94	2.26	11.3	V	Pass

Band :	LTE Band 2 for CH19150	**Temperature :**	23~25°C
Test Mode :	10MHz QPSK RB Size 1 Offset 0	**Relative Humidity :**	48~52%
Test Engineer :	Leo Liao	**Polarization :**	Horizontal
Remark :	Spurious emissions below 1GHz were found more than 20dB below limit line.		

Frequency (MHz)	EIRP (dBm)	Limit (dBm)	Over Limit (dB)	SPA Reading (dBm)	S.G. Power (dBm)	TX Cable loss (dB)	TX Antenna Gain (dBi)	Polarization (H/V)	Result
3801.18	-51.55	-13	-38.55	-64.60	-62.90	1.25	12.60	H	Pass
5701.77	-49.28	-13	-36.28	-64.78	-60.95	1.43	13.10	H	Pass
7602.36	-45.18	-13	-32.18	-64.21	-54.22	2.26	11.30	H	Pass

Band :	LTE Band 2 for CH19150	**Temperature :**	23~25°C
Test Mode :	10MHz QPSK RB Size 1 Offset 0	**Relative Humidity :**	48~52%
Test Engineer :	Leo Liao	**Polarization :**	Vertical
Remark :	Spurious emissions below 1GHz were found more than 20dB below limit line.		

Frequency (MHz)	EIRP (dBm)	Limit (dBm)	Over Limit (dB)	SPA Reading (dBm)	S.G. Power (dBm)	TX Cable loss (dB)	TX Antenna Gain (dBi)	Polarization (H/V)	Result
3801.18	-52.32	-13	-39.32	-64.56	-63.67	1.25	12.6	V	Pass
5701.77	-50.82	-13	-37.82	-65.19	-62.49	1.43	13.1	V	Pass
7602.36	-43.64	-13	-30.64	-64.76	-52.68	2.26	11.3	V	Pass

Band :	LTE Band 2 for CH18675	**Temperature :**	23~25°C
Test Mode :	15MHz QPSK RB Size 1 Offset 0	**Relative Humidity :**	48~52%
Test Engineer :	Leo Liao	**Polarization :**	Horizontal
Remark :	Spurious emissions below 1GHz were found more than 20dB below limit line.		

Frequency (MHz)	EIRP (dBm)	Limit (dBm)	Over Limit (dB)	SPA Reading (dBm)	S.G. Power (dBm)	TX Cable loss (dB)	TX Antenna Gain (dBi)	Polarization (H/V)	Result
3701.68	-50.74	-13	-37.74	-63.93	-62.09	1.25	12.60	H	Pass
5552.52	-50.30	-13	-37.30	-65.90	-61.97	1.43	13.10	H	Pass
7403.36	-45.27	-13	-32.27	-64.23	-54.31	2.26	11.30	H	Pass

Band :	LTE Band 2 for CH18675	**Temperature :**	23~25°C
Test Mode :	15MHz QPSK RB Size 1 Offset 0	**Relative Humidity :**	48~52%
Test Engineer :	Leo Liao	**Polarization :**	Vertical
Remark :	Spurious emissions below 1GHz were found more than 20dB below limit line.		

Frequency (MHz)	EIRP (dBm)	Limit (dBm)	Over Limit (dB)	SPA Reading (dBm)	S.G. Power (dBm)	TX Cable loss (dB)	TX Antenna Gain (dBi)	Polarization (H/V)	Result
3701.68	-51.45	-13	-38.45	-63.62	-62.80	1.25	12.6	V	Pass
5552.52	-50.77	-13	-37.77	-65.25	-62.44	1.43	13.1	V	Pass
7403.36	-44.10	-13	-31.10	-65.23	-53.14	2.26	11.3	V	Pass

Band :	LTE Band 2 for CH18900	Temperature :	23~25°C
Test Mode :	15MHz QPSK RB Size 1 Offset 0	Relative Humidity :	48~52%
Test Engineer :	Leo Liao	Polarization :	Horizontal
Remark :	Spurious emissions below 1GHz were found more than 20dB below limit line.		

Frequency (MHz)	EIRP (dBm)	Limit (dBm)	Over Limit (dB)	SPA Reading (dBm)	S.G. Power (dBm)	TX Cable loss (dB)	TX Antenna Gain (dBi)	Polarization (H/V)	Result
3746.68	-50.77	-13	-37.77	-63.88	-62.12	1.25	12.60	H	Pass
5620.02	-49.94	-13	-36.94	-65.48	-61.61	1.43	13.10	H	Pass
7493.36	-46.41	-13	-33.41	-65.33	-55.45	2.26	11.30	H	Pass

Band :	LTE Band 2 for CH18900	Temperature :	23~25°C
Test Mode :	15MHz QPSK RB Size 1 Offset 0	Relative Humidity :	48~52%
Test Engineer :	Leo Liao	Polarization :	Vertical
Remark :	Spurious emissions below 1GHz were found more than 20dB below limit line.		

Frequency (MHz)	EIRP (dBm)	Limit (dBm)	Over Limit (dB)	SPA Reading (dBm)	S.G. Power (dBm)	TX Cable loss (dB)	TX Antenna Gain (dBi)	Polarization (H/V)	Result
3746.68	-51.81	-13	-38.81	-63.94	-63.16	1.25	12.6	V	Pass
5620.02	-50.15	-13	-37.15	-64.56	-61.82	1.43	13.1	V	Pass
7493.36	-44.45	-13	-31.45	-65.5	-53.49	2.26	11.3	V	Pass

Band :	LTE Band 2 for CH19125	**Temperature :**	23~25°C
Test Mode :	15MHz QPSK RB Size 1 Offset 0	**Relative Humidity :**	48~52%
Test Engineer :	Leo Liao	**Polarization :**	Horizontal
Remark :	Spurious emissions below 1GHz were found more than 20dB below limit line.		

Frequency (MHz)	EIRP (dBm)	Limit (dBm)	Over Limit (dB)	SPA Reading (dBm)	S.G. Power (dBm)	TX Cable loss (dB)	TX Antenna Gain (dBi)	Polarization (H/V)	Result
3791.68	-51.55	-13	-38.55	-64.60	-62.90	1.25	12.60	H	Pass
5687.52	-49.79	-13	-36.79	-65.29	-61.46	1.43	13.10	H	Pass
7583.36	-45.75	-13	-32.75	-64.78	-54.79	2.26	11.30	H	Pass

Band :	LTE Band 2 for CH19125	**Temperature :**	23~25°C
Test Mode :	15MHz QPSK RB Size 1 Offset 0	**Relative Humidity :**	48~52%
Test Engineer :	Leo Liao	**Polarization :**	Vertical
Remark :	Spurious emissions below 1GHz were found more than 20dB below limit line.		

Frequency (MHz)	EIRP (dBm)	Limit (dBm)	Over Limit (dB)	SPA Reading (dBm)	S.G. Power (dBm)	TX Cable loss (dB)	TX Antenna Gain (dBi)	Polarization (H/V)	Result
3791.68	-51.37	-13	-38.37	-63.61	-62.72	1.25	12.6	V	Pass
5687.52	-50.25	-13	-37.25	-64.62	-61.92	1.43	13.1	V	Pass
7583.36	-43.85	-13	-30.85	-64.97	-52.89	2.26	11.3	V	Pass

Band :	LTE Band 2 for CH18700	**Temperature :**	23~25°C
Test Mode :	20MHz QPSK RB Size 1 Offset 0	**Relative Humidity :**	48~52%
Test Engineer :	Leo Liao	**Polarization :**	Horizontal
Remark :	Spurious emissions below 1GHz were found more than 20dB below limit line.		

Frequency (MHz)	EIRP (dBm)	Limit (dBm)	Over Limit (dB)	SPA Reading (dBm)	S.G. Power (dBm)	TX Cable loss (dB)	TX Antenna Gain (dBi)	Polarization (H/V)	Result
3702.18	-48.66	-13	-35.66	-61.85	-60.01	1.25	12.60	H	Pass
5553.27	-48.55	-13	-35.55	-64.15	-60.22	1.43	13.10	H	Pass
7404.36	-45.45	-13	-32.45	-64.41	-54.49	2.26	11.30	H	Pass

Band :	LTE Band 2 for CH18700	**Temperature :**	23~25°C
Test Mode :	20MHz QPSK RB Size 1 Offset 0	**Relative Humidity :**	48~52%
Test Engineer :	Leo Liao	**Polarization :**	Vertical
Remark :	Spurious emissions below 1GHz were found more than 20dB below limit line.		

Frequency (MHz)	EIRP (dBm)	Limit (dBm)	Over Limit (dB)	SPA Reading (dBm)	S.G. Power (dBm)	TX Cable loss (dB)	TX Antenna Gain (dBi)	Polarization (H/V)	Result
3702.18	-50.20	-13	-37.20	-62.37	-61.55	1.25	12.6	V	Pass
5553.27	-50.07	-13	-37.07	-64.55	-61.74	1.43	13.1	V	Pass
7404.36	-43.90	-13	-30.90	-65.03	-52.94	2.26	11.3	V	Pass

Band :	LTE Band 2 for CH18900	**Temperature :**	23~25°C
Test Mode :	20MHz QPSK RB Size 1 Offset 0	**Relative Humidity :**	48~52%
Test Engineer :	Leo Liao	**Polarization :**	Horizontal
Remark :	Spurious emissions below 1GHz were found more than 20dB below limit line.		

Frequency (MHz)	EIRP (dBm)	Limit (dBm)	Over Limit (dB)	SPA Reading (dBm)	S.G. Power (dBm)	TX Cable loss (dB)	TX Antenna Gain (dBi)	Polarization (H/V)	Result
3742.18	-49.00	-13	-36.00	-62.11	-60.35	1.25	12.60	H	Pass
5613.27	-48.72	-13	-35.72	-64.26	-60.39	1.43	13.10	H	Pass
7484.36	-45.57	-13	-32.57	-64.49	-54.61	2.26	11.30	H	Pass

Band :	LTE Band 2 for CH18900	**Temperature :**	23~25°C
Test Mode :	20MHz QPSK RB Size 1 Offset 0	**Relative Humidity :**	48~52%
Test Engineer :	Leo Liao	**Polarization :**	Vertical
Remark :	Spurious emissions below 1GHz were found more than 20dB below limit line.		

Frequency (MHz)	EIRP (dBm)	Limit (dBm)	Over Limit (dB)	SPA Reading (dBm)	S.G. Power (dBm)	TX Cable loss (dB)	TX Antenna Gain (dBi)	Polarization (H/V)	Result
3742.18	-51.60	-13	-38.60	-63.73	-62.95	1.25	12.6	V	Pass
5613.27	-49.92	-13	-36.92	-64.33	-61.59	1.43	13.1	V	Pass
7484.36	-43.65	-13	-30.65	-64.7	-52.69	2.26	11.3	V	Pass

Band :	LTE Band 2 for CH19100	**Temperature :**	23~25°C
Test Mode :	20MHz QPSK RB Size 1 Offset 0	**Relative Humidity :**	48~52%
Test Engineer :	Leo Liao	**Polarization :**	Horizontal
Remark :	Spurious emissions below 1GHz were found more than 20dB below limit line.		

Frequency (MHz)	EIRP (dBm)	Limit (dBm)	Over Limit (dB)	SPA Reading (dBm)	S.G. Power (dBm)	TX Cable loss (dB)	TX Antenna Gain (dBi)	Polarization (H/V)	Result
3782.18	-50.56	-13	-37.56	-63.61	-61.91	1.25	12.60	H	Pass
5673.27	-49.36	-13	-36.36	-64.86	-61.03	1.43	13.10	H	Pass
7564.36	-45.04	-13	-32.04	-64.07	-54.08	2.26	11.30	H	Pass

Band :	LTE Band 2 for CH19100	**Temperature :**	23~25°C
Test Mode :	20MHz QPSK RB Size 1 Offset 0	**Relative Humidity :**	48~52%
Test Engineer :	Leo Liao	**Polarization :**	Vertical
Remark :	Spurious emissions below 1GHz were found more than 20dB below limit line.		

Frequency (MHz)	EIRP (dBm)	Limit (dBm)	Over Limit (dB)	SPA Reading (dBm)	S.G. Power (dBm)	TX Cable loss (dB)	TX Antenna Gain (dBi)	Polarization (H/V)	Result
3782.18	-50.40	-13	-37.40	-62.64	-61.75	1.25	12.6	V	Pass
5673.27	-50.25	-13	-37.25	-64.62	-61.92	1.43	13.1	V	Pass
7564.36	-43.28	-13	-30.28	-64.4	-52.32	2.26	11.3	V	Pass

Band :	LTE Band 4 for CH19957	**Temperature :**	23~25°C
Test Mode :	1.4MHz QPSK RB Size 1 Offset 0	**Relative Humidity :**	48~52%
Test Engineer :	Sam Li	**Polarization :**	Horizontal
Remark :	Spurious emissions below 1GHz were found more than 20dB below limit line.		

Frequency (MHz)	EIRP (dBm)	Limit (dBm)	Over Limit (dB)	SPA Reading (dBm)	S.G. Power (dBm)	TX Cable loss (dB)	TX Antenna Gain (dBi)	Polarization (H/V)	Result
3420	-51.00	-13	-38.00	-63.41	-57.90	1.4	8.30	H	Pass
5130.48	-45.28	-13	-32.28	-63.72	-53.93	1.65	10.30	H	Pass
6840.64	-43.28	-13	-30.28	-65.52	-53.83	1.85	12.40	H	Pass

Band :	LTE Band 4 for CH19957	**Temperature :**	23~25°C
Test Mode :	1.4MHz QPSK RB Size 1 Offset 0	**Relative Humidity :**	48~52%
Test Engineer :	Sam Li	**Polarization :**	Vertical
Remark :	Spurious emissions below 1GHz were found more than 20dB below limit line.		

Frequency (MHz)	EIRP (dBm)	Limit (dBm)	Over Limit (dB)	SPA Reading (dBm)	S.G. Power (dBm)	TX Cable loss (dB)	TX Antenna Gain (dBi)	Polarization (H/V)	Result
3420	-47.29	-13	-34.29	-62.58	-54.19	1.4	8.3	V	Pass
5130.48	-47.13	-13	-34.13	-64.66	-55.78	1.65	10.3	V	Pass
6840.64	-42.90	-13	-29.90	-65.45	-53.45	1.85	12.4	V	Pass

Band :	LTE Band 4 for CH20175	**Temperature :**	23~25°C
Test Mode :	1.4MHz QPSK RB Size 1 Offset 0	**Relative Humidity :**	48~52%
Test Engineer :	Sam Li	**Polarization :**	Horizontal
Remark :	Spurious emissions below 1GHz were found more than 20dB below limit line.		

Frequency (MHz)	EIRP (dBm)	Limit (dBm)	Over Limit (dB)	SPA Reading (dBm)	S.G. Power (dBm)	TX Cable loss (dB)	TX Antenna Gain (dBi)	Polarization (H/V)	Result
3463.92	-48.05	-13	-35.05	-60.46	-54.95	1.4	8.30	H	Pass
5196	-45.70	-13	-32.70	-64.14	-54.35	1.65	10.30	H	Pass
6927.84	-42.03	-13	-29.03	-64.27	-52.58	1.85	12.40	H	Pass

Band :	LTE Band 4 for CH20175	**Temperature :**	23~25°C
Test Mode :	1.4MHz QPSK RB Size 1 Offset 0	**Relative Humidity :**	48~52%
Test Engineer :	Sam Li	**Polarization :**	Vertical
Remark :	Spurious emissions below 1GHz were found more than 20dB below limit line.		

Frequency (MHz)	EIRP (dBm)	Limit (dBm)	Over Limit (dB)	SPA Reading (dBm)	S.G. Power (dBm)	TX Cable loss (dB)	TX Antenna Gain (dBi)	Polarization (H/V)	Result
3463.92	-45.45	-13	-32.45	-60.74	-52.35	1.4	8.3	V	Pass
5196	-47.33	-13	-34.33	-64.86	-55.98	1.65	10.3	V	Pass
6927.84	-42.27	-13	-29.27	-64.82	-52.82	1.85	12.4	V	Pass

Band :	LTE Band 4 for CH20393	**Temperature :**	23~25°C
Test Mode :	1.4MHz QPSK RB Size 1 Offset 0	**Relative Humidity :**	48~52%
Test Engineer :	Sam Li	**Polarization :**	Horizontal
Remark :	Spurious emissions below 1GHz were found more than 20dB below limit line.		

Frequency (MHz)	EIRP (dBm)	Limit (dBm)	Over Limit (dB)	SPA Reading (dBm)	S.G. Power (dBm)	TX Cable loss (dB)	TX Antenna Gain (dBi)	Polarization (H/V)	Result
3507.52	-50.24	-13	-37.24	-62.65	-57.14	1.4	8.30	H	Pass
5261.28	-47.06	-13	-34.06	-65.50	-55.71	1.65	10.30	H	Pass
7015.04	-43.36	-13	-30.36	-65.60	-53.91	1.85	12.40	H	Pass

Band :	LTE Band 4 for CH20393	**Temperature :**	23~25°C
Test Mode :	1.4MHz QPSK RB Size 1 Offset 0	**Relative Humidity :**	48~52%
Test Engineer :	Sam Li	**Polarization :**	Vertical
Remark :	Spurious emissions below 1GHz were found more than 20dB below limit line.		

Frequency (MHz)	EIRP (dBm)	Limit (dBm)	Over Limit (dB)	SPA Reading (dBm)	S.G. Power (dBm)	TX Cable loss (dB)	TX Antenna Gain (dBi)	Polarization (H/V)	Result
3507.52	-47.36	-13	-34.36	-62.65	-54.26	1.4	8.3	V	Pass
5261.28	-46.31	-13	-33.31	-63.84	-54.96	1.65	10.3	V	Pass
7015.04	-43.11	-13	-30.11	-65.66	-53.66	1.85	12.4	V	Pass

Band :	LTE Band 4 for CH19965	**Temperature :**	23~25°C
Test Mode :	3MHz QPSK RB Size 1 Offset 0	**Relative Humidity :**	48~52%
Test Engineer :	Sam Li	**Polarization :**	Horizontal
Remark :	Spurious emissions below 1GHz were found more than 20dB below limit line.		

Frequency (MHz)	EIRP (dBm)	Limit (dBm)	Over Limit (dB)	SPA Reading (dBm)	S.G. Power (dBm)	TX Cable loss (dB)	TX Antenna Gain (dBi)	Polarization (H/V)	Result
3420	-50.39	-13	-37.39	-62.80	-57.29	1.4	8.30	H	Pass
5132	-45.95	-13	-32.95	-64.39	-54.60	1.65	10.30	H	Pass
6840.96	-42.50	-13	-29.50	-64.74	-53.05	1.85	12.40	H	Pass

Band :	LTE Band 4 for CH19965	**Temperature :**	23~25°C
Test Mode :	3MHz QPSK RB Size 1 Offset 0	**Relative Humidity :**	48~52%
Test Engineer :	Sam Li	**Polarization :**	Vertical
Remark :	Spurious emissions below 1GHz were found more than 20dB below limit line.		

Frequency (MHz)	EIRP (dBm)	Limit (dBm)	Over Limit (dB)	SPA Reading (dBm)	S.G. Power (dBm)	TX Cable loss (dB)	TX Antenna Gain (dBi)	Polarization (H/V)	Result
3420	-47.58	-13	-34.58	-62.87	-54.48	1.4	8.3	V	Pass
5132	-45.70	-13	-32.70	-63.23	-54.35	1.65	10.3	V	Pass
6840.96	-42.30	-13	-29.30	-64.85	-52.85	1.85	12.4	V	Pass

Band :	LTE Band 4 for CH20175	**Temperature :**	23~25°C
Test Mode :	3MHz QPSK RB Size 1 Offset 0	**Relative Humidity :**	48~52%
Test Engineer :	Sam Li	**Polarization :**	Horizontal
Remark :	Spurious emissions below 1GHz were found more than 20dB below limit line.		

Frequency (MHz)	EIRP (dBm)	Limit (dBm)	Over Limit (dB)	SPA Reading (dBm)	S.G. Power (dBm)	TX Cable loss (dB)	TX Antenna Gain (dBi)	Polarization (H/V)	Result
3464	-52.46	-13	-39.46	-64.87	-59.36	1.4	8.30	H	Pass
5192	-47.50	-13	-34.50	-65.94	-56.15	1.65	10.30	H	Pass
6924	-42.53	-13	-29.53	-64.77	-53.08	1.85	12.40	H	Pass

Band :	LTE Band 4 for CH20175	**Temperature :**	23~25°C
Test Mode :	3MHz QPSK RB Size 1 Offset 0	**Relative Humidity :**	48~52%
Test Engineer :	Sam Li	**Polarization :**	Vertical
Remark :	Spurious emissions below 1GHz were found more than 20dB below limit line.		

Frequency (MHz)	EIRP (dBm)	Limit (dBm)	Over Limit (dB)	SPA Reading (dBm)	S.G. Power (dBm)	TX Cable loss (dB)	TX Antenna Gain (dBi)	Polarization (H/V)	Result
3464	-49.36	-13	-36.36	-64.65	-56.26	1.4	8.3	V	Pass
5192	-48.21	-13	-35.21	-65.74	-56.86	1.65	10.3	V	Pass
6924	-42.66	-13	-29.66	-65.21	-53.21	1.85	12.4	V	Pass

Band :	LTE Band 4 for CH20385	**Temperature :**	23~25°C
Test Mode :	3MHz QPSK RB Size 1 Offset 0	**Relative Humidity :**	48~52%
Test Engineer :	Sam Li	**Polarization :**	Horizontal
Remark :	Spurious emissions below 1GHz were found more than 20dB below limit line.		

Frequency (MHz)	EIRP (dBm)	Limit (dBm)	Over Limit (dB)	SPA Reading (dBm)	S.G. Power (dBm)	TX Cable loss (dB)	TX Antenna Gain (dBi)	Polarization (H/V)	Result
3504	-49.19	-13	-36.19	-61.60	-56.09	1.4	8.30	H	Pass
5256	-46.43	-13	-33.43	-64.87	-55.08	1.65	10.30	H	Pass
7008	-42.75	-13	-29.75	-64.99	-53.30	1.85	12.40	H	Pass

Band :	LTE Band 4 for CH20385	**Temperature :**	23~25°C
Test Mode :	3MHz QPSK RB Size 1 Offset 0	**Relative Humidity :**	48~52%
Test Engineer :	Sam Li	**Polarization :**	Vertical
Remark :	Spurious emissions below 1GHz were found more than 20dB below limit line.		

Frequency (MHz)	EIRP (dBm)	Limit (dBm)	Over Limit (dB)	SPA Reading (dBm)	S.G. Power (dBm)	TX Cable loss (dB)	TX Antenna Gain (dBi)	Polarization (H/V)	Result
3504	-46.54	-13	-33.54	-61.83	-53.44	1.4	8.3	V	Pass
5256	-47.62	-13	-34.62	-65.15	-56.27	1.65	10.3	V	Pass
7008	-42.54	-13	-29.54	-65.09	-53.09	1.85	12.4	V	Pass

Band :	LTE Band 4 for CH19975	**Temperature :**	23~25°C
Test Mode :	5MHz QPSK RB Size 1 Offset 0	**Relative Humidity :**	48~52%
Test Engineer :	Sam Li	**Polarization :**	Horizontal
Remark :	Spurious emissions below 1GHz were found more than 20dB below limit line.		

Frequency (MHz)	EIRP (dBm)	Limit (dBm)	Over Limit (dB)	SPA Reading (dBm)	S.G. Power (dBm)	TX Cable loss (dB)	TX Antenna Gain (dBi)	Polarization (H/V)	Result
3420.68	-49.07	-13	-36.07	-61.48	-55.97	1.4	8.30	H	Pass
5131.02	-45.91	-13	-32.91	-64.35	-54.56	1.65	10.30	H	Pass
6841.36	-42.84	-13	-29.84	-65.08	-53.39	1.85	12.40	H	Pass

Band :	LTE Band 4 for CH19975	**Temperature :**	23~25°C
Test Mode :	5MHz QPSK RB Size 1 Offset 0	**Relative Humidity :**	48~52%
Test Engineer :	Sam Li	**Polarization :**	Vertical
Remark :	Spurious emissions below 1GHz were found more than 20dB below limit line.		

Frequency (MHz)	EIRP (dBm)	Limit (dBm)	Over Limit (dB)	SPA Reading (dBm)	S.G. Power (dBm)	TX Cable loss (dB)	TX Antenna Gain (dBi)	Polarization (H/V)	Result
3420.68	-47.17	-13	-34.17	-62.46	-54.07	1.4	8.3	V	Pass
5131.02	-46.45	-13	-33.45	-63.98	-55.10	1.65	10.3	V	Pass
6841.36	-42.03	-13	-29.03	-64.58	-52.58	1.85	12.4	V	Pass

Band :	LTE Band 4 for CH20175	**Temperature :**	23~25°C
Test Mode :	5MHz QPSK RB Size 1 Offset 0	**Relative Humidity :**	48~52%
Test Engineer :	Sam Li	**Polarization :**	Horizontal
Remark :	Spurious emissions below 1GHz were found more than 20dB below limit line.		

Frequency (MHz)	EIRP (dBm)	Limit (dBm)	Over Limit (dB)	SPA Reading (dBm)	S.G. Power (dBm)	TX Cable loss (dB)	TX Antenna Gain (dBi)	Polarization (H/V)	Result
3460.68	-48.33	-13	-35.33	-60.74	-55.23	1.4	8.30	H	Pass
5192	-44.92	-13	-31.92	-63.36	-53.57	1.65	10.30	H	Pass
6921.36	-42.59	-13	-29.59	-64.83	-53.14	1.85	12.40	H	Pass

Band :	LTE Band 4 for CH20175	**Temperature :**	23~25°C
Test Mode :	5MHz QPSK RB Size 1 Offset 0	**Relative Humidity :**	48~52%
Test Engineer :	Sam Li	**Polarization :**	Vertical
Remark :	Spurious emissions below 1GHz were found more than 20dB below limit line.		

Frequency (MHz)	EIRP (dBm)	Limit (dBm)	Over Limit (dB)	SPA Reading (dBm)	S.G. Power (dBm)	TX Cable loss (dB)	TX Antenna Gain (dBi)	Polarization (H/V)	Result
3460.68	-45.85	-13	-32.85	-61.14	-52.75	1.4	8.3	V	Pass
5192	-46.93	-13	-33.93	-64.46	-55.58	1.65	10.3	V	Pass
6921.36	-42.52	-13	-29.52	-65.07	-53.07	1.85	12.4	V	Pass

Band :	LTE Band 4 for CH20375	**Temperature :**	23~25°C
Test Mode :	5MHz QPSK RB Size 1 Offset 0	**Relative Humidity :**	48~52%
Test Engineer :	Sam Li	**Polarization :**	Horizontal
Remark :	Spurious emissions below 1GHz were found more than 20dB below limit line.		

Frequency (MHz)	EIRP (dBm)	Limit (dBm)	Over Limit (dB)	SPA Reading (dBm)	S.G. Power (dBm)	TX Cable loss (dB)	TX Antenna Gain (dBi)	Polarization (H/V)	Result
3500.68	-48.44	-13	-35.44	-60.85	-55.34	1.4	8.30	H	Pass
5252	-45.74	-13	-32.74	-64.18	-54.39	1.65	10.30	H	Pass
7001.36	-42.86	-13	-29.86	-65.10	-53.41	1.85	12.40	H	Pass

Band :	LTE Band 4 for CH20375	**Temperature :**	23~25°C
Test Mode :	5MHz QPSK RB Size 1 Offset 0	**Relative Humidity :**	48~52%
Test Engineer :	Sam Li	**Polarization :**	Vertical
Remark :	Spurious emissions below 1GHz were found more than 20dB below limit line.		

Frequency (MHz)	EIRP (dBm)	Limit (dBm)	Over Limit (dB)	SPA Reading (dBm)	S.G. Power (dBm)	TX Cable loss (dB)	TX Antenna Gain (dBi)	Polarization (H/V)	Result
3500.68	-46.01	-13	-33.01	-61.3	-52.91	1.4	8.3	V	Pass
5252	-45.60	-13	-32.60	-63.13	-54.25	1.65	10.3	V	Pass
7001.36	-43.08	-13	-30.08	-65.63	-53.63	1.85	12.4	V	Pass

Band :	LTE Band 4 for CH20000	**Temperature :**	23~25°C
Test Mode :	10MHz QPSK RB Size 1 Offset 0	**Relative Humidity :**	48~52%
Test Engineer :	Sam Li	**Polarization :**	Horizontal
Remark :	Spurious emissions below 1GHz were found more than 20dB below limit line.		

Frequency (MHz)	EIRP (dBm)	Limit (dBm)	Over Limit (dB)	SPA Reading (dBm)	S.G. Power (dBm)	TX Cable loss (dB)	TX Antenna Gain (dBi)	Polarization (H/V)	Result
3420	-50.03	-13	-37.03	-62.44	-56.93	1.4	8.30	H	Pass
5132	-45.38	-13	-32.38	-63.82	-54.03	1.65	10.30	H	Pass
6842.36	-42.21	-13	-29.21	-64.45	-52.76	1.85	12.40	H	Pass

Band :	LTE Band 4 for CH20000	**Temperature :**	23~25°C
Test Mode :	10MHz QPSK RB Size 1 Offset 0	**Relative Humidity :**	48~52%
Test Engineer :	Sam Li	**Polarization :**	Vertical
Remark :	Spurious emissions below 1GHz were found more than 20dB below limit line.		

Frequency (MHz)	EIRP (dBm)	Limit (dBm)	Over Limit (dB)	SPA Reading (dBm)	S.G. Power (dBm)	TX Cable loss (dB)	TX Antenna Gain (dBi)	Polarization (H/V)	Result
3420	-47.25	-13	-34.25	-62.54	-54.15	1.4	8.3	V	Pass
5132	-46.18	-13	-33.18	-63.71	-54.83	1.65	10.3	V	Pass
6842.36	-42.11	-13	-29.11	-64.66	-52.66	1.85	12.4	V	Pass

Band :	LTE Band 4 for CH20175	**Temperature :**	23~25°C
Test Mode :	10MHz QPSK RB Size 1 Offset 0	**Relative Humidity :**	48~52%
Test Engineer :	Sam Li	**Polarization :**	Horizontal
Remark :	Spurious emissions below 1GHz were found more than 20dB below limit line.		

Frequency (MHz)	EIRP (dBm)	Limit (dBm)	Over Limit (dB)	SPA Reading (dBm)	S.G. Power (dBm)	TX Cable loss (dB)	TX Antenna Gain (dBi)	Polarization (H/V)	Result
3456.18	-48.26	-13	-35.26	-60.67	-55.16	1.4	8.30	H	Pass
5184.27	-41.72	-13	-28.72	-60.16	-50.37	1.65	10.30	H	Pass
6912.36	-42.33	-13	-29.33	-64.57	-52.88	1.85	12.40	H	Pass

Band :	LTE Band 4 for CH20175	**Temperature :**	23~25°C
Test Mode :	10MHz QPSK RB Size 1 Offset 0	**Relative Humidity :**	48~52%
Test Engineer :	Sam Li	**Polarization :**	Vertical
Remark :	Spurious emissions below 1GHz were found more than 20dB below limit line.		

Frequency (MHz)	EIRP (dBm)	Limit (dBm)	Over Limit (dB)	SPA Reading (dBm)	S.G. Power (dBm)	TX Cable loss (dB)	TX Antenna Gain (dBi)	Polarization (H/V)	Result
3456.18	-45.59	-13	-32.59	-60.88	-52.49	1.4	8.3	V	Pass
5184.27	-46.71	-13	-33.71	-64.24	-55.36	1.65	10.3	V	Pass
6912.36	-41.63	-13	-28.63	-64.18	-52.18	1.85	12.4	V	Pass

Band :	LTE Band 4 for CH20350	**Temperature :**	23~25°C
Test Mode :	10MHz QPSK RB Size 1 Offset 0	**Relative Humidity :**	48~52%
Test Engineer :	Sam Li	**Polarization :**	Horizontal
Remark :	Spurious emissions below 1GHz were found more than 20dB below limit line.		

Frequency (MHz)	EIRP (dBm)	Limit (dBm)	Over Limit (dB)	SPA Reading (dBm)	S.G. Power (dBm)	TX Cable loss (dB)	TX Antenna Gain (dBi)	Polarization (H/V)	Result
3492	-50.12	-13	-37.12	-62.53	-57.02	1.4	8.30	H	Pass
5236	-45.70	-13	-32.70	-64.14	-54.35	1.65	10.30	H	Pass
6982.36	-41.37	-13	-28.37	-63.61	-51.92	1.85	12.40	H	Pass

Band :	LTE Band 4 for CH20350	**Temperature :**	23~25°C
Test Mode :	10MHz QPSK RB Size 1 Offset 0	**Relative Humidity :**	48~52%
Test Engineer :	Sam Li	**Polarization :**	Vertical
Remark :	Spurious emissions below 1GHz were found more than 20dB below limit line.		

Frequency (MHz)	EIRP (dBm)	Limit (dBm)	Over Limit (dB)	SPA Reading (dBm)	S.G. Power (dBm)	TX Cable loss (dB)	TX Antenna Gain (dBi)	Polarization (H/V)	Result
3492	-47.44	-13	-34.44	-62.73	-54.34	1.4	8.3	V	Pass
5236	-47.22	-13	-34.22	-64.75	-55.87	1.65	10.3	V	Pass
6982.36	-42.03	-13	-29.03	-64.58	-52.58	1.85	12.4	V	Pass

Band :	LTE Band 4 for CH20025	**Temperature :**	23~25°C
Test Mode :	15MHz QPSK RB Size 1 Offset 0	**Relative Humidity :**	48~52%
Test Engineer :	Sam Li	**Polarization :**	Horizontal
Remark :	Spurious emissions below 1GHz were found more than 20dB below limit line.		

Frequency (MHz)	EIRP (dBm)	Limit (dBm)	Over Limit (dB)	SPA Reading (dBm)	S.G. Power (dBm)	TX Cable loss (dB)	TX Antenna Gain (dBi)	Polarization (H/V)	Result
3420	-50.22	-13	-37.22	-62.63	-57.12	1.4	8.30	H	Pass
5132.52	-41.78	-13	-28.78	-60.22	-50.43	1.65	10.30	H	Pass
6843.36	-42.37	-13	-29.37	-64.61	-52.92	1.85	12.40	H	Pass

Band :	LTE Band 4 for CH20025	**Temperature :**	23~25°C
Test Mode :	15MHz QPSK RB Size 1 Offset 0	**Relative Humidity :**	48~52%
Test Engineer :	Sam Li	**Polarization :**	Vertical
Remark :	Spurious emissions below 1GHz were found more than 20dB below limit line.		

Frequency (MHz)	EIRP (dBm)	Limit (dBm)	Over Limit (dB)	SPA Reading (dBm)	S.G. Power (dBm)	TX Cable loss (dB)	TX Antenna Gain (dBi)	Polarization (H/V)	Result
3420	-46.95	-13	-33.95	-62.24	-53.85	1.4	8.3	V	Pass
5132.52	-46.40	-13	-33.40	-63.93	-55.05	1.65	10.3	V	Pass
6843.36	-42.59	-13	-29.59	-65.14	-53.14	1.85	12.4	V	Pass

Band :	LTE Band 4 for CH20175	**Temperature :**	23~25°C
Test Mode :	15MHz QPSK RB Size 1 Offset 0	**Relative Humidity :**	48~52%
Test Engineer :	Sam Li	**Polarization :**	Horizontal
Remark :	Spurious emissions below 1GHz were found more than 20dB below limit line.		

Frequency (MHz)	EIRP (dBm)	Limit (dBm)	Over Limit (dB)	SPA Reading (dBm)	S.G. Power (dBm)	TX Cable loss (dB)	TX Antenna Gain (dBi)	Polarization (H/V)	Result
3451.68	-48.50	-13	-35.50	-60.91	-55.40	1.4	8.30	H	Pass
5177.52	-42.07	-13	-29.07	-60.51	-50.72	1.65	10.30	H	Pass
6903.36	-42.50	-13	-29.50	-64.74	-53.05	1.85	12.40	H	Pass

Band :	LTE Band 4 for CH20175	**Temperature :**	23~25°C
Test Mode :	15MHz QPSK RB Size 1 Offset 0	**Relative Humidity :**	48~52%
Test Engineer :	Sam Li	**Polarization :**	Vertical
Remark :	Spurious emissions below 1GHz were found more than 20dB below limit line.		

Frequency (MHz)	EIRP (dBm)	Limit (dBm)	Over Limit (dB)	SPA Reading (dBm)	S.G. Power (dBm)	TX Cable loss (dB)	TX Antenna Gain (dBi)	Polarization (H/V)	Result
3451.68	-46.30	-13	-33.30	-61.59	-53.20	1.4	8.3	V	Pass
5177.52	-47.44	-13	-34.44	-64.97	-56.09	1.65	10.3	V	Pass
6903.36	-42.22	-13	-29.22	-64.77	-52.77	1.85	12.4	V	Pass

Band :	LTE Band 4 for CH20325	**Temperature :**	23~25°C
Test Mode :	15MHz QPSK RB Size 1 Offset 0	**Relative Humidity :**	48~52%
Test Engineer :	Sam Li	**Polarization :**	Horizontal
Remark :	Spurious emissions below 1GHz were found more than 20dB below limit line.		

Frequency (MHz)	EIRP (dBm)	Limit (dBm)	Over Limit (dB)	SPA Reading (dBm)	S.G. Power (dBm)	TX Cable loss (dB)	TX Antenna Gain (dBi)	Polarization (H/V)	Result
3480	-51.15	-13	-38.15	-63.56	-58.05	1.4	8.30	H	Pass
5222.52	-42.46	-13	-29.46	-60.90	-51.11	1.65	10.30	H	Pass
6963.36	-42.44	-13	-29.44	-64.68	-52.99	1.85	12.40	H	Pass

Band :	LTE Band 4 for CH20325	**Temperature :**	23~25°C
Test Mode :	15MHz QPSK RB Size 1 Offset 0	**Relative Humidity :**	48~52%
Test Engineer :	Sam Li	**Polarization :**	Vertical
Remark :	Spurious emissions below 1GHz were found more than 20dB below limit line.		

Frequency (MHz)	EIRP (dBm)	Limit (dBm)	Over Limit (dB)	SPA Reading (dBm)	S.G. Power (dBm)	TX Cable loss (dB)	TX Antenna Gain (dBi)	Polarization (H/V)	Result
3480	-47.18	-13	-34.18	-62.47	-54.08	1.4	8.3	V	Pass
5222.52	-46.23	-13	-33.23	-63.76	-54.88	1.65	10.3	V	Pass
6963.36	-42.06	-13	-29.06	-64.61	-52.61	1.85	12.4	V	Pass

Band :	LTE Band 4 for CH20050	**Temperature :**	23~25°C
Test Mode :	20MHz QPSK RB Size 1 Offset 0	**Relative Humidity :**	48~52%
Test Engineer :	Sam Li	**Polarization :**	Horizontal
Remark :	Spurious emissions below 1GHz were found more than 20dB below limit line.		

Frequency (MHz)	EIRP (dBm)	Limit (dBm)	Over Limit (dB)	SPA Reading (dBm)	S.G. Power (dBm)	TX Cable loss (dB)	TX Antenna Gain (dBi)	Polarization (H/V)	Result
3420	-50.52	-13	-37.52	-62.93	-57.42	1.4	8.30	H	Pass
5136	-44.53	-13	-31.53	-62.97	-53.18	1.65	10.30	H	Pass
6844.36	-42.71	-13	-29.71	-64.95	-53.26	1.85	12.40	H	Pass

Band :	LTE Band 4 for CH20050	**Temperature :**	23~25°C
Test Mode :	20MHz QPSK RB Size 1 Offset 0	**Relative Humidity :**	48~52%
Test Engineer :	Sam Li	**Polarization :**	Vertical
Remark :	Spurious emissions below 1GHz were found more than 20dB below limit line.		

Frequency (MHz)	EIRP (dBm)	Limit (dBm)	Over Limit (dB)	SPA Reading (dBm)	S.G. Power (dBm)	TX Cable loss (dB)	TX Antenna Gain (dBi)	Polarization (H/V)	Result
3420	-47.88	-13	-34.88	-63.17	-54.78	1.4	8.3	V	Pass
5136	-46.98	-13	-33.98	-64.51	-55.63	1.65	10.3	V	Pass
6844.36	-42.17	-13	-29.17	-64.72	-52.72	1.85	12.4	V	Pass

Band :	LTE Band 4 for CH20175	**Temperature :**	23~25°C
Test Mode :	20MHz QPSK RB Size 1 Offset 0	**Relative Humidity :**	48~52%
Test Engineer :	Sam Li	**Polarization :**	Horizontal
Remark :	Spurious emissions below 1GHz were found more than 20dB below limit line.		

Frequency (MHz)	EIRP (dBm)	Limit (dBm)	Over Limit (dB)	SPA Reading (dBm)	S.G. Power (dBm)	TX Cable loss (dB)	TX Antenna Gain (dBi)	Polarization (H/V)	Result
3447.18	-48.62	-13	-35.62	-61.03	-55.52	1.4	8.30	H	Pass
5170.77	-43.66	-13	-30.66	-62.10	-52.31	1.65	10.30	H	Pass
6894.36	-42.63	-13	-29.63	-64.87	-53.18	1.85	12.40	H	Pass

Band :	LTE Band 4 for CH20175	**Temperature :**	23~25°C
Test Mode :	20MHz QPSK RB Size 1 Offset 0	**Relative Humidity :**	48~52%
Test Engineer :	Sam Li	**Polarization :**	Vertical
Remark :	Spurious emissions below 1GHz were found more than 20dB below limit line.		

Frequency (MHz)	EIRP (dBm)	Limit (dBm)	Over Limit (dB)	SPA Reading (dBm)	S.G. Power (dBm)	TX Cable loss (dB)	TX Antenna Gain (dBi)	Polarization (H/V)	Result
3447.18	-46.16	-13	-33.16	-61.45	-53.06	1.4	8.3	V	Pass
5170.77	-47.87	-13	-34.87	-65.4	-56.52	1.65	10.3	V	Pass
6894.36	-42.18	-13	-29.18	-64.73	-52.73	1.85	12.4	V	Pass

Band :	LTE Band 4 for CH20300	**Temperature :**	23~25°C
Test Mode :	20MHz QPSK RB Size 1 Offset 0	**Relative Humidity :**	48~52%
Test Engineer :	Sam Li	**Polarization :**	Horizontal
Remark :	Spurious emissions below 1GHz were found more than 20dB below limit line.		

Frequency (MHz)	EIRP (dBm)	Limit (dBm)	Over Limit (dB)	SPA Reading (dBm)	S.G. Power (dBm)	TX Cable loss (dB)	TX Antenna Gain (dBi)	Polarization (H/V)	Result
3472	-50.57	-13	-37.57	-62.98	-57.47	1.4	8.30	H	Pass
5208.27	-43.02	-13	-30.02	-61.46	-51.67	1.65	10.30	H	Pass
6944.36	-41.88	-13	-28.88	-64.12	-52.43	1.85	12.40	H	Pass

Band :	LTE Band 4 for CH20300	**Temperature :**	23~25°C
Test Mode :	20MHz QPSK RB Size 1 Offset 0	**Relative Humidity :**	48~52%
Test Engineer :	Sam Li	**Polarization :**	Vertical
Remark :	Spurious emissions below 1GHz were found more than 20dB below limit line.		

Frequency (MHz)	EIRP (dBm)	Limit (dBm)	Over Limit (dB)	SPA Reading (dBm)	S.G. Power (dBm)	TX Cable loss (dB)	TX Antenna Gain (dBi)	Polarization (H/V)	Result
3472	-47.36	-13	-34.36	-62.65	-54.26	1.4	8.3	V	Pass
5208.27	-46.84	-13	-33.84	-64.37	-55.49	1.65	10.3	V	Pass
6944.36	-42.74	-13	-29.74	-65.29	-53.29	1.85	12.4	V	Pass

Band :	LTE Band 5 for CH20407	**Temperature :**	23~25°C
Test Mode :	1.4MHz QPSK RB Size 1 Offset 0	**Relative Humidity :**	48~52%
Test Engineer :	Sam Li	**Polarization :**	Horizontal
Remark :	Spurious emissions below 1GHz were found more than 20dB below limit line.		

Frequency (MHz)	ERP (dBm)	Limit (dBm)	Over Limit (dB)	SPA Reading (dBm)	S.G. Power (dBm)	TX Cable loss (dB)	TX Antenna Gain (dBi)	Polarization (H/V)	Result
1649.92	-61.58	-13	-48.58	-58.93	-66.57	0.66	7.80	H	Pass
2474.88	-57.30	-13	-44.30	-57.48	-63.70	0.85	9.40	H	Pass
3299.84	-60.03	-13	-47.03	-59.84	-66.10	0.98	9.20	H	Pass

Band :	LTE Band 5 for CH20407	**Temperature :**	23~25°C
Test Mode :	1.4MHz QPSK RB Size 1 Offset 0	**Relative Humidity :**	48~52%
Test Engineer :	Sam Li	**Polarization :**	Vertical
Remark :	Spurious emissions below 1GHz were found more than 20dB below limit line.		

Frequency (MHz)	ERP (dBm)	Limit (dBm)	Over Limit (dB)	SPA Reading (dBm)	S.G. Power (dBm)	TX Cable loss (dB)	TX Antenna Gain (dBi)	Polarization (H/V)	Result
1649.92	-63.11	-13	-50.11	-59.59	-68.10	0.66	7.80	V	Pass
2474.88	-61.87	-13	-48.87	-62.55	-68.27	0.85	9.40	V	Pass
3299.84	-59.96	-13	-46.96	-60.82	-66.03	0.98	9.20	V	Pass

Band :	LTE Band 5 for CH20525	**Temperature :**	23~25°C
Test Mode :	1.4MHz QPSK RB Size 1 Offset 0	**Relative Humidity :**	48~52%
Test Engineer :	Sam Li	**Polarization :**	Horizontal
Remark :	Spurious emissions below 1GHz were found more than 20dB below limit line.		

Frequency (MHz)	ERP (dBm)	Limit (dBm)	Over Limit (dB)	SPA Reading (dBm)	S.G. Power (dBm)	TX Cable loss (dB)	TX Antenna Gain (dBi)	Polarization (H/V)	Result
1671.92	-60.60	-13	-47.60	-57.95	-65.59	0.66	7.80	H	Pass
2507.88	-59.12	-13	-46.12	-59.30	-65.52	0.85	9.40	H	Pass
3343.84	-58.88	-13	-45.88	-58.69	-64.95	0.98	9.20	H	Pass

Band :	LTE Band 5 for CH20525	**Temperature :**	23~25°C
Test Mode :	1.4MHz QPSK RB Size 1 Offset 0	**Relative Humidity :**	48~52%
Test Engineer :	Sam Li	**Polarization :**	Vertical
Remark :	Spurious emissions below 1GHz were found more than 20dB below limit line.		

Frequency (MHz)	ERP (dBm)	Limit (dBm)	Over Limit (dB)	SPA Reading (dBm)	S.G. Power (dBm)	TX Cable loss (dB)	TX Antenna Gain (dBi)	Polarization (H/V)	Result
1671.92	-64.34	-13	-51.34	-60.82	-69.33	0.66	7.80	V	Pass
2507.88	-59.26	-13	-46.26	-59.94	-65.66	0.85	9.40	V	Pass
3343.84	-59.31	-13	-46.31	-60.17	-65.38	0.98	9.20	V	Pass

Band :	LTE Band 5 for CH20643	**Temperature :**	23~25°C
Test Mode :	1.4MHz QPSK RB Size 1 Offset 0	**Relative Humidity :**	48~52%
Test Engineer :	Sam Li	**Polarization :**	Horizontal
Remark :	Spurious emissions below 1GHz were found more than 20dB below limit line.		

Frequency (MHz)	ERP (dBm)	Limit (dBm)	Over Limit (dB)	SPA Reading (dBm)	S.G. Power (dBm)	TX Cable loss (dB)	TX Antenna Gain (dBi)	Polarization (H/V)	Result
1695.52	-59.71	-13	-46.71	-57.06	-64.70	0.66	7.80	H	Pass
2543.28	-59.25	-13	-46.25	-59.43	-65.65	0.85	9.40	H	Pass
3391.04	-64.38	-13	-51.38	-64.19	-70.45	0.98	9.20	H	Pass

Band :	LTE Band 5 for CH20643	**Temperature :**	23~25°C
Test Mode :	1.4MHz QPSK RB Size 1 Offset 0	**Relative Humidity :**	48~52%
Test Engineer :	Sam Li	**Polarization :**	Vertical
Remark :	Spurious emissions below 1GHz were found more than 20dB below limit line.		

Frequency (MHz)	ERP (dBm)	Limit (dBm)	Over Limit (dB)	SPA Reading (dBm)	S.G. Power (dBm)	TX Cable loss (dB)	TX Antenna Gain (dBi)	Polarization (H/V)	Result
1695.52	-61.54	-13	-48.54	-58.02	-66.53	0.66	7.80	V	Pass
2543.28	-54.73	-13	-41.73	-55.41	-61.13	0.85	9.40	V	Pass
3391.04	-63.38	-13	-50.38	-64.24	-69.45	0.98	9.20	V	Pass

Band :	LTE Band 5 for CH20415	**Temperature :**	23~25°C
Test Mode :	3MHz QPSK RB Size 1 Offset 0	**Relative Humidity :**	48~52%
Test Engineer :	Sam Li	**Polarization :**	Horizontal
Remark :	Spurious emissions below 1GHz were found more than 20dB below limit line.		

Frequency (MHz)	ERP (dBm)	Limit (dBm)	Over Limit (dB)	SPA Reading (dBm)	S.G. Power (dBm)	TX Cable loss (dB)	TX Antenna Gain (dBi)	Polarization (H/V)	Result
1648.48	-62.11	-13	-49.11	-59.46	-67.10	0.66	7.80	H	Pass
2472.72	-60.26	-13	-47.26	-60.44	-66.66	0.85	9.40	H	Pass
3296.96	-59.21	-13	-46.21	-59.02	-65.28	0.98	9.20	H	Pass

Band :	LTE Band 5 for CH20415	**Temperature :**	23~25°C
Test Mode :	3MHz QPSK RB Size 1 Offset 0	**Relative Humidity :**	48~52%
Test Engineer :	Sam Li	**Polarization :**	Vertical
Remark :	Spurious emissions below 1GHz were found more than 20dB below limit line.		

Frequency (MHz)	ERP (dBm)	Limit (dBm)	Over Limit (dB)	SPA Reading (dBm)	S.G. Power (dBm)	TX Cable loss (dB)	TX Antenna Gain (dBi)	Polarization (H/V)	Result
1648.48	-63.22	-13	-50.22	-59.70	-68.21	0.66	7.80	V	Pass
2472.72	-60.54	-13	-47.54	-61.22	-66.94	0.85	9.40	V	Pass
3296.96	-59.36	-13	-46.36	-60.22	-65.43	0.98	9.20	V	Pass

Band :	LTE Band 5 for CH20525	**Temperature :**	23~25°C
Test Mode :	3MHz QPSK RB Size 1 Offset 0	**Relative Humidity :**	48~52%
Test Engineer :	Sam Li	**Polarization :**	Horizontal
Remark :	Spurious emissions below 1GHz were found more than 20dB below limit line.		

Frequency (MHz)	ERP (dBm)	Limit (dBm)	Over Limit (dB)	SPA Reading (dBm)	S.G. Power (dBm)	TX Cable loss (dB)	TX Antenna Gain (dBi)	Polarization (H/V)	Result
1670.48	-62.77	-13	-49.77	-60.12	-67.76	0.66	7.80	H	Pass
2505.72	-61.09	-13	-48.09	-61.27	-67.49	0.85	9.40	H	Pass
3340.96	-60.06	-13	-47.06	-59.87	-66.13	0.98	9.20	H	Pass

Band :	LTE Band 5 for CH20525	**Temperature :**	23~25°C
Test Mode :	3MHz QPSK RB Size 1 Offset 0	**Relative Humidity :**	48~52%
Test Engineer :	Sam Li	**Polarization :**	Vertical
Remark :	Spurious emissions below 1GHz were found more than 20dB below limit line.		

Frequency (MHz)	ERP (dBm)	Limit (dBm)	Over Limit (dB)	SPA Reading (dBm)	S.G. Power (dBm)	TX Cable loss (dB)	TX Antenna Gain (dBi)	Polarization (H/V)	Result
1670.48	-63.15	-13	-50.15	-59.63	-68.14	0.66	7.80	V	Pass
2505.72	-57.38	-13	-44.38	-58.06	-63.78	0.85	9.40	V	Pass
3340.96	-59.27	-13	-46.27	-60.13	-65.34	0.98	9.20	V	Pass

Band :	LTE Band 5 for CH20635	**Temperature :**	23~25°C
Test Mode :	3MHz QPSK RB Size 1 Offset 0	**Relative Humidity :**	48~52%
Test Engineer :	Sam Li	**Polarization :**	Horizontal
Remark :	Spurious emissions below 1GHz were found more than 20dB below limit line.		

Frequency (MHz)	ERP (dBm)	Limit (dBm)	Over Limit (dB)	SPA Reading (dBm)	S.G. Power (dBm)	TX Cable loss (dB)	TX Antenna Gain (dBi)	Polarization (H/V)	Result
1692.48	-62.20	-13	-49.20	-59.55	-67.19	0.66	7.80	H	Pass
2538.72	-55.55	-13	-42.55	-55.73	-61.95	0.85	9.40	H	Pass
3384.96	-59.67	-13	-46.67	-59.48	-65.74	0.98	9.20	H	Pass

Band :	LTE Band 5 for CH20635	**Temperature :**	23~25°C
Test Mode :	3MHz QPSK RB Size 1 Offset 0	**Relative Humidity :**	48~52%
Test Engineer :	Sam Li	**Polarization :**	Vertical
Remark :	Spurious emissions below 1GHz were found more than 20dB below limit line.		

Frequency (MHz)	ERP (dBm)	Limit (dBm)	Over Limit (dB)	SPA Reading (dBm)	S.G. Power (dBm)	TX Cable loss (dB)	TX Antenna Gain (dBi)	Polarization (H/V)	Result
1692.48	-61.82	-13	-48.82	-58.30	-66.81	0.66	7.80	V	Pass
2538.72	-59.46	-13	-46.46	-60.14	-65.86	0.85	9.40	V	Pass
3384.96	-60.40	-13	-47.40	-61.26	-66.47	0.98	9.20	V	Pass

Band :	LTE Band 5 for CH20425	**Temperature :**	23~25°C
Test Mode :	5MHz QPSK RB Size 1 Offset 0	**Relative Humidity :**	48~52%
Test Engineer :	Sam Li	**Polarization :**	Horizontal
Remark :	Spurious emissions below 1GHz were found more than 20dB below limit line.		

Frequency (MHz)	ERP (dBm)	Limit (dBm)	Over Limit (dB)	SPA Reading (dBm)	S.G. Power (dBm)	TX Cable loss (dB)	TX Antenna Gain (dBi)	Polarization (H/V)	Result
1648.68	-61.46	-13	-48.46	-58.81	-66.45	0.66	7.80	H	Pass
2473.02	-61.32	-13	-48.32	-61.50	-67.72	0.85	9.40	H	Pass
3297.36	-58.84	-13	-45.84	-58.65	-64.91	0.98	9.20	H	Pass

Band :	LTE Band 5 for CH20425	**Temperature :**	23~25°C
Test Mode :	5MHz QPSK RB Size 1 Offset 0	**Relative Humidity :**	48~52%
Test Engineer :	Sam Li	**Polarization :**	Vertical
Remark :	Spurious emissions below 1GHz were found more than 20dB below limit line.		

Frequency (MHz)	ERP (dBm)	Limit (dBm)	Over Limit (dB)	SPA Reading (dBm)	S.G. Power (dBm)	TX Cable loss (dB)	TX Antenna Gain (dBi)	Polarization (H/V)	Result
1648.68	-61.86	-13	-48.86	-58.34	-66.85	0.66	7.80	V	Pass
2473.02	-60.33	-13	-47.33	-61.01	-66.73	0.85	9.40	V	Pass
3297.36	-60.14	-13	-47.14	-61.00	-66.21	0.98	9.20	V	Pass

Band :	LTE Band 5 for CH20525	**Temperature :**	23~25°C
Test Mode :	5MHz QPSK RB Size 1 Offset 0	**Relative Humidity :**	48~52%
Test Engineer :	Sam Li	**Polarization :**	Horizontal
Remark :	Spurious emissions below 1GHz were found more than 20dB below limit line.		

Frequency (MHz)	ERP (dBm)	Limit (dBm)	Over Limit (dB)	SPA Reading (dBm)	S.G. Power (dBm)	TX Cable loss (dB)	TX Antenna Gain (dBi)	Polarization (H/V)	Result
1668.68	-62.01	-13	-49.01	-59.36	-67.00	0.66	7.80	H	Pass
2503.02	-60.87	-13	-47.87	-61.05	-67.27	0.85	9.40	H	Pass
3337.36	-61.06	-13	-48.06	-60.87	-67.13	0.98	9.20	H	Pass

Band :	LTE Band 5 for CH20525	**Temperature :**	23~25°C
Test Mode :	5MHz QPSK RB Size 1 Offset 0	**Relative Humidity :**	48~52%
Test Engineer :	Sam Li	**Polarization :**	Vertical
Remark :	Spurious emissions below 1GHz were found more than 20dB below limit line.		

Frequency (MHz)	ERP (dBm)	Limit (dBm)	Over Limit (dB)	SPA Reading (dBm)	S.G. Power (dBm)	TX Cable loss (dB)	TX Antenna Gain (dBi)	Polarization (H/V)	Result
1668.68	-62.25	-13	-49.25	-58.73	-67.24	0.66	7.80	V	Pass
2503.02	-55.51	-13	-42.51	-56.19	-61.91	0.85	9.40	V	Pass
3337.36	-60.35	-13	-47.35	-61.21	-66.42	0.98	9.20	V	Pass

Band :	LTE Band 5 for CH20625	**Temperature :**	23~25°C
Test Mode :	5MHz QPSK RB Size 1 Offset 0	**Relative Humidity :**	48~52%
Test Engineer :	Sam Li	**Polarization :**	Horizontal
Remark :	Spurious emissions below 1GHz were found more than 20dB below limit line.		

Frequency (MHz)	ERP (dBm)	Limit (dBm)	Over Limit (dB)	SPA Reading (dBm)	S.G. Power (dBm)	TX Cable loss (dB)	TX Antenna Gain (dBi)	Polarization (H/V)	Result
1688.68	-61.47	-13	-48.47	-58.82	-66.46	0.66	7.80	H	Pass
2533.02	-61.62	-13	-48.62	-61.80	-68.02	0.85	9.40	H	Pass
3377.36	-59.43	-13	-46.43	-59.24	-65.50	0.98	9.20	H	Pass

Band :	LTE Band 5 for CH20625	**Temperature :**	23~25°C
Test Mode :	5MHz QPSK RB Size 1 Offset 0	**Relative Humidity :**	48~52%
Test Engineer :	Sam Li	**Polarization :**	Vertical
Remark :	Spurious emissions below 1GHz were found more than 20dB below limit line.		

Frequency (MHz)	ERP (dBm)	Limit (dBm)	Over Limit (dB)	SPA Reading (dBm)	S.G. Power (dBm)	TX Cable loss (dB)	TX Antenna Gain (dBi)	Polarization (H/V)	Result
1688.68	-61.88	-13	-48.88	-58.36	-66.87	0.66	7.80	V	Pass
2533.02	-60.97	-13	-47.97	-61.65	-67.37	0.85	9.40	V	Pass
3377.36	-60.44	-13	-47.44	-61.30	-66.51	0.98	9.20	V	Pass

Band :	LTE Band 5 for CH20450	**Temperature :**	23~25°C
Test Mode :	10MHz QPSK RB Size 1 Offset 0	**Relative Humidity :**	48~52%
Test Engineer :	Sam Li	**Polarization :**	Horizontal
Remark :	Spurious emissions below 1GHz were found more than 20dB below limit line.		

Frequency (MHz)	ERP (dBm)	Limit (dBm)	Over Limit (dB)	SPA Reading (dBm)	S.G. Power (dBm)	TX Cable loss (dB)	TX Antenna Gain (dBi)	Polarization (H/V)	Result
1649.18	-62.39	-13	-49.39	-59.74	-67.38	0.66	7.80	H	Pass
2473.77	-60.88	-13	-47.88	-61.06	-67.28	0.85	9.40	H	Pass
3298.36	-58.99	-13	-45.99	-58.80	-65.06	0.98	9.20	H	Pass

Band :	LTE Band 5 for CH20450	**Temperature :**	23~25°C
Test Mode :	10MHz QPSK RB Size 1 Offset 0	**Relative Humidity :**	48~52%
Test Engineer :	Sam Li	**Polarization :**	Vertical
Remark :	Spurious emissions below 1GHz were found more than 20dB below limit line.		

Frequency (MHz)	ERP (dBm)	Limit (dBm)	Over Limit (dB)	SPA Reading (dBm)	S.G. Power (dBm)	TX Cable loss (dB)	TX Antenna Gain (dBi)	Polarization (H/V)	Result
1649.18	-62.43	-13	-49.43	-58.91	-67.42	0.66	7.80	V	Pass
2473.77	-59.62	-13	-46.62	-60.30	-66.02	0.85	9.40	V	Pass
3298.36	-60.17	-13	-47.17	-61.03	-66.24	0.98	9.20	V	Pass

Band :	LTE Band 5 for CH20525	**Temperature :**	23~25°C
Test Mode :	10MHz QPSK RB Size 1 Offset 0	**Relative Humidity :**	48~52%
Test Engineer :	Sam Li	**Polarization :**	Horizontal
Remark :	Spurious emissions below 1GHz were found more than 20dB below limit line.		

Frequency (MHz)	ERP (dBm)	Limit (dBm)	Over Limit (dB)	SPA Reading (dBm)	S.G. Power (dBm)	TX Cable loss (dB)	TX Antenna Gain (dBi)	Polarization (H/V)	Result
1664.18	-61.43	-13	-48.43	-58.78	-66.42	0.66	7.80	H	Pass
2496.27	-61.37	-13	-48.37	-61.55	-67.77	0.85	9.40	H	Pass
3328.36	-64.21	-13	-51.21	-64.02	-70.28	0.98	9.20	H	Pass

Band :	LTE Band 5 for CH20525	**Temperature :**	23~25°C
Test Mode :	10MHz QPSK RB Size 1 Offset 0	**Relative Humidity :**	48~52%
Test Engineer :	Sam Li	**Polarization :**	Vertical
Remark :	Spurious emissions below 1GHz were found more than 20dB below limit line.		

Frequency (MHz)	ERP (dBm)	Limit (dBm)	Over Limit (dB)	SPA Reading (dBm)	S.G. Power (dBm)	TX Cable loss (dB)	TX Antenna Gain (dBi)	Polarization (H/V)	Result
1664.18	-62.94	-13	-49.94	-59.42	-67.93	0.66	7.80	V	Pass
2496.27	-59.29	-13	-46.29	-59.97	-65.69	0.85	9.40	V	Pass
3328.36	-63.29	-13	-50.29	-64.15	-69.36	0.98	9.20	V	Pass

Band :	LTE Band 5 for CH20600	**Temperature :**	23~25°C
Test Mode :	10MHz QPSK RB Size 1 Offset 0	**Relative Humidity :**	48~52%
Test Engineer :	Sam Li	**Polarization :**	Horizontal
Remark :	Spurious emissions below 1GHz were found more than 20dB below limit line.		

Frequency (MHz)	ERP (dBm)	Limit (dBm)	Over Limit (dB)	SPA Reading (dBm)	S.G. Power (dBm)	TX Cable loss (dB)	TX Antenna Gain (dBi)	Polarization (H/V)	Result
1679.18	-62.58	-13	-49.58	-59.93	-67.57	0.66	7.80	H	Pass
2518.77	-60.72	-13	-47.72	-60.90	-67.12	0.85	9.40	H	Pass
3358.36	-62.15	-13	-49.15	-61.96	-68.22	0.98	9.20	H	Pass

Band :	LTE Band 5 for CH20600	**Temperature :**	23~25°C
Test Mode :	10MHz QPSK RB Size 1 Offset 0	**Relative Humidity :**	48~52%
Test Engineer :	Sam Li	**Polarization :**	Vertical
Remark :	Spurious emissions below 1GHz were found more than 20dB below limit line.		

Frequency (MHz)	ERP (dBm)	Limit (dBm)	Over Limit (dB)	SPA Reading (dBm)	S.G. Power (dBm)	TX Cable loss (dB)	TX Antenna Gain (dBi)	Polarization (H/V)	Result
1679.18	-62.40	-13	-49.40	-58.88	-67.39	0.66	7.80	V	Pass
2518.77	-59.27	-13	-46.27	-59.95	-65.67	0.85	9.40	V	Pass
3358.36	-60.61	-13	-47.61	-61.47	-66.68	0.98	9.20	V	Pass

Band :	LTE Band 7 for CH20775	**Temperature :**	23~25°C
Test Mode :	5MHz QPSK RB Size 1 Offset 0	**Relative Humidity :**	48~52%
Test Engineer :	Sam Li	**Polarization :**	Horizontal
Remark :	Spurious emissions below 1GHz were found more than 20dB below limit line.		

Frequency (MHz)	EIRP (dBm)	Limit (dBm)	Over Limit (dB)	SPA Reading (dBm)	S.G. Power (dBm)	TX Cable loss (dB)	TX Antenna Gain (dBi)	Polarization (H/V)	Result
5000.68	-58.30	-25	-33.30	-63.29	-67.60	1.2	10.50	H	Pass
7501.02	-55.32	-25	-30.32	-65.43	-62.86	1.56	9.10	H	Pass
10001.36	-52.09	-25	-27.09	-68.72	-61.01	1.78	10.70	H	Pass

Band :	LTE Band 7 for CH20775	**Temperature :**	23~25°C
Test Mode :	5MHz QPSK RB Size 1 Offset 0	**Relative Humidity :**	48~52%
Test Engineer :	Sam Li	**Polarization :**	Vertical
Remark :	Spurious emissions below 1GHz were found more than 20dB below limit line.		

Frequency (MHz)	EIRP (dBm)	Limit (dBm)	Over Limit (dB)	SPA Reading (dBm)	S.G. Power (dBm)	TX Cable loss (dB)	TX Antenna Gain (dBi)	Polarization (H/V)	Result
5000.68	-58.93	-25	-33.93	-65.52	-68.23	1.2	10.50	V	Pass
7501.02	-55.04	-25	-30.04	-65.61	-62.58	1.56	9.10	V	Pass
10001.36	-52.54	-25	-27.54	-68.69	-61.46	1.78	10.70	V	Pass

Band :	LTE Band 7 for CH21100	**Temperature :**	23~25°C
Test Mode :	5MHz QPSK RB Size 1 Offset 0	**Relative Humidity :**	48~52%
Test Engineer :	Sam Li	**Polarization :**	Horizontal
Remark :	Spurious emissions below 1GHz were found more than 20dB below limit line.		

Frequency (MHz)	EIRP (dBm)	Limit (dBm)	Over Limit (dB)	SPA Reading (dBm)	S.G. Power (dBm)	TX Cable loss (dB)	TX Antenna Gain (dBi)	Polarization (H/V)	Result
5065.68	-58.80	-25	-33.80	-63.79	-68.10	1.2	10.50	H	Pass
7598.52	-55.19	-25	-30.19	-65.30	-62.73	1.56	9.10	H	Pass
10131.36	-52.32	-25	-27.32	-68.95	-61.24	1.78	10.70	H	Pass

Band :	LTE Band 7 for CH21100	**Temperature :**	23~25°C
Test Mode :	5MHz QPSK RB Size 1 Offset 0	**Relative Humidity :**	48~52%
Test Engineer :	Sam Li	**Polarization :**	Vertical
Remark :	Spurious emissions below 1GHz were found more than 20dB below limit line.		

Frequency (MHz)	EIRP (dBm)	Limit (dBm)	Over Limit (dB)	SPA Reading (dBm)	S.G. Power (dBm)	TX Cable loss (dB)	TX Antenna Gain (dBi)	Polarization (H/V)	Result
5065.68	-58.69	-25	-33.69	-65.28	-67.99	1.2	10.50	V	Pass
7598.52	-54.33	-25	-29.33	-64.9	-61.87	1.56	9.10	V	Pass
10131.36	-52.61	-25	-27.61	-68.76	-61.53	1.78	10.70	V	Pass

Band :	LTE Band 7 for CH21425	**Temperature :**	23~25°C
Test Mode :	5MHz QPSK RB Size 1 Offset 0	**Relative Humidity :**	48~52%
Test Engineer :	Sam Li	**Polarization :**	Horizontal
Remark :	Spurious emissions below 1GHz were found more than 20dB below limit line.		

Frequency (MHz)	EIRP (dBm)	Limit (dBm)	Over Limit (dB)	SPA Reading (dBm)	S.G. Power (dBm)	TX Cable loss (dB)	TX Antenna Gain (dBi)	Polarization (H/V)	Result
5130.68	-59.23	-25	-34.23	-64.22	-68.53	1.2	10.50	H	Pass
7696.02	-54.70	-25	-29.70	-64.81	-62.24	1.56	9.10	H	Pass
10261.36	-52.36	-25	-27.36	-68.99	-61.28	1.78	10.70	H	Pass

Band :	LTE Band 7 for CH21425	**Temperature :**	23~25°C
Test Mode :	5MHz QPSK RB Size 1 Offset 0	**Relative Humidity :**	48~52%
Test Engineer :	Sam Li	**Polarization :**	Vertical
Remark :	Spurious emissions below 1GHz were found more than 20dB below limit line.		

Frequency (MHz)	EIRP (dBm)	Limit (dBm)	Over Limit (dB)	SPA Reading (dBm)	S.G. Power (dBm)	TX Cable loss (dB)	TX Antenna Gain (dBi)	Polarization (H/V)	Result
5130.68	-57.53	-25	-32.53	-64.12	-66.83	1.2	10.50	V	Pass
7696.02	-54.41	-25	-29.41	-64.98	-61.95	1.56	9.10	V	Pass
10261.36	-53.11	-25	-28.11	-69.26	-62.03	1.78	10.70	V	Pass

Band :	LTE Band 7 for CH20800	**Temperature :**	23~25°C
Test Mode :	10MHz QPSK RB Size 1 Offset 0	**Relative Humidity :**	48~52%
Test Engineer :	Sam Li	**Polarization :**	Horizontal
Remark :	Spurious emissions below 1GHz were found more than 20dB below limit line.		

Frequency (MHz)	EIRP (dBm)	Limit (dBm)	Over Limit (dB)	SPA Reading (dBm)	S.G. Power (dBm)	TX Cable loss (dB)	TX Antenna Gain (dBi)	Polarization (H/V)	Result
5001.18	-58.11	-25	-33.11	-63.10	-67.41	1.2	10.50	H	Pass
7501.77	-55.42	-25	-30.42	-65.53	-62.96	1.56	9.10	H	Pass
10002.36	-52.14	-25	-27.14	-68.77	-61.06	1.78	10.70	H	Pass

Band :	LTE Band 7 for CH20800	**Temperature :**	23~25°C
Test Mode :	10MHz QPSK RB Size 1 Offset 0	**Relative Humidity :**	48~52%
Test Engineer :	Sam Li	**Polarization :**	Vertical
Remark :	Spurious emissions below 1GHz were found more than 20dB below limit line.		

Frequency (MHz)	EIRP (dBm)	Limit (dBm)	Over Limit (dB)	SPA Reading (dBm)	S.G. Power (dBm)	TX Cable loss (dB)	TX Antenna Gain (dBi)	Polarization (H/V)	Result
5001.18	-59.12	-25	-34.12	-65.71	-68.42	1.2	10.50	V	Pass
7501.77	-54.41	-25	-29.41	-64.98	-61.95	1.56	9.10	V	Pass
10002.36	-52.79	-25	-27.79	-68.94	-61.71	1.78	10.70	V	Pass

Band :	LTE Band 7 for CH21100	**Temperature :**	23~25°C
Test Mode :	10MHz QPSK RB Size 1 Offset 0	**Relative Humidity :**	48~52%
Test Engineer :	Sam Li	**Polarization :**	Horizontal
Remark :	Spurious emissions below 1GHz were found more than 20dB below limit line.		

Frequency (MHz)	EIRP (dBm)	Limit (dBm)	Over Limit (dB)	SPA Reading (dBm)	S.G. Power (dBm)	TX Cable loss (dB)	TX Antenna Gain (dBi)	Polarization (H/V)	Result
5061.18	-59.29	-25	-34.29	-64.28	-68.59	1.2	10.50	H	Pass
7591.77	-55.19	-25	-30.19	-65.30	-62.73	1.56	9.10	H	Pass
10122.36	-52.01	-25	-27.01	-68.64	-60.93	1.78	10.70	H	Pass

Band :	LTE Band 7 for CH21100	**Temperature :**	23~25°C
Test Mode :	10MHz QPSK RB Size 1 Offset 0	**Relative Humidity :**	48~52%
Test Engineer :	Sam Li	**Polarization :**	Vertical
Remark :	Spurious emissions below 1GHz were found more than 20dB below limit line.		

Frequency (MHz)	EIRP (dBm)	Limit (dBm)	Over Limit (dB)	SPA Reading (dBm)	S.G. Power (dBm)	TX Cable loss (dB)	TX Antenna Gain (dBi)	Polarization (H/V)	Result
5061.18	-57.69	-25	-32.69	-64.28	-66.99	1.2	10.50	V	Pass
7591.77	-54.73	-25	-29.73	-65.3	-62.27	1.56	9.10	V	Pass
10122.36	-52.49	-25	-27.49	-68.64	-61.41	1.78	10.70	V	Pass

Band :	LTE Band 7 for CH21400	**Temperature :**	23~25°C
Test Mode :	10MHz QPSK RB Size 1 Offset 0	**Relative Humidity :**	48~52%
Test Engineer :	Sam Li	**Polarization :**	Horizontal
Remark :	Spurious emissions below 1GHz were found more than 20dB below limit line.		

Frequency (MHz)	EIRP (dBm)	Limit (dBm)	Over Limit (dB)	SPA Reading (dBm)	S.G. Power (dBm)	TX Cable loss (dB)	TX Antenna Gain (dBi)	Polarization (H/V)	Result
5121.18	-60.14	-25	-35.14	-65.13	-69.44	1.2	10.50	H	Pass
7681.77	-55.24	-25	-30.24	-65.35	-62.78	1.56	9.10	H	Pass
10242.36	-52.92	-25	-27.92	-69.55	-61.84	1.78	10.70	H	Pass

Band :	LTE Band 7 for CH21400	**Temperature :**	23~25°C
Test Mode :	10MHz QPSK RB Size 1 Offset 0	**Relative Humidity :**	48~52%
Test Engineer :	Sam Li	**Polarization :**	Vertical
Remark :	Spurious emissions below 1GHz were found more than 20dB below limit line.		

Frequency (MHz)	EIRP (dBm)	Limit (dBm)	Over Limit (dB)	SPA Reading (dBm)	S.G. Power (dBm)	TX Cable loss (dB)	TX Antenna Gain (dBi)	Polarization (H/V)	Result
5121.18	-58.39	-25	-33.39	-64.98	-67.69	1.2	10.50	V	Pass
7681.77	-54.80	-25	-29.80	-65.37	-62.34	1.56	9.10	V	Pass
10242.36	-52.17	-25	-27.17	-68.32	-61.09	1.78	10.70	V	Pass

Band :	LTE Band 7 for CH20825	**Temperature :**	23~25°C
Test Mode :	15MHz QPSK RB Size 1 Offset 0	**Relative Humidity :**	48~52%
Test Engineer :	Sam Li	**Polarization :**	Horizontal
Remark :	Spurious emissions below 1GHz were found more than 20dB below limit line.		

Frequency (MHz)	EIRP (dBm)	Limit (dBm)	Over Limit (dB)	SPA Reading (dBm)	S.G. Power (dBm)	TX Cable loss (dB)	TX Antenna Gain (dBi)	Polarization (H/V)	Result
5001.68	-58.00	-25	-33.00	-62.99	-67.30	1.2	10.50	H	Pass
7502.52	-54.02	-25	-29.02	-64.13	-61.56	1.56	9.10	H	Pass
10003.36	-51.36	-25	-26.36	-67.99	-60.28	1.78	10.70	H	Pass

Band :	LTE Band 7 for CH20825	**Temperature :**	23~25°C
Test Mode :	15MHz QPSK RB Size 1 Offset 0	**Relative Humidity :**	48~52%
Test Engineer :	Sam Li	**Polarization :**	Vertical
Remark :	Spurious emissions below 1GHz were found more than 20dB below limit line.		

Frequency (MHz)	EIRP (dBm)	Limit (dBm)	Over Limit (dB)	SPA Reading (dBm)	S.G. Power (dBm)	TX Cable loss (dB)	TX Antenna Gain (dBi)	Polarization (H/V)	Result
5001.68	-58.48	-25	-33.48	-65.07	-67.78	1.2	10.50	V	Pass
7502.52	-54.56	-25	-29.56	-65.13	-62.10	1.56	9.10	V	Pass
10003.36	-51.37	-25	-26.37	-67.52	-60.29	1.78	10.70	V	Pass

Band :	LTE Band 7 for CH21100	**Temperature :**	23~25°C
Test Mode :	15MHz QPSK RB Size 1 Offset 0	**Relative Humidity :**	48~52%
Test Engineer :	Sam Li	**Polarization :**	Horizontal
Remark :	Spurious emissions below 1GHz were found more than 20dB below limit line.		

Frequency (MHz)	EIRP (dBm)	Limit (dBm)	Over Limit (dB)	SPA Reading (dBm)	S.G. Power (dBm)	TX Cable loss (dB)	TX Antenna Gain (dBi)	Polarization (H/V)	Result
5056.68	-60.48	-25	-35.48	-65.47	-69.78	1.2	10.50	H	Pass
7585.02	-54.75	-25	-29.75	-64.86	-62.29	1.56	9.10	H	Pass
10131.36	-52.09	-25	-27.09	-68.72	-61.01	1.78	10.70	H	Pass

Band :	LTE Band 7 for CH21100	**Temperature :**	23~25°C
Test Mode :	15MHz QPSK RB Size 1 Offset 0	**Relative Humidity :**	48~52%
Test Engineer :	Sam Li	**Polarization :**	Vertical
Remark :	Spurious emissions below 1GHz were found more than 20dB below limit line.		

Frequency (MHz)	EIRP (dBm)	Limit (dBm)	Over Limit (dB)	SPA Reading (dBm)	S.G. Power (dBm)	TX Cable loss (dB)	TX Antenna Gain (dBi)	Polarization (H/V)	Result
5056.68	-59.00	-25	-34.00	-65.59	-68.30	1.2	10.50	V	Pass
7585.02	-54.76	-25	-29.76	-65.33	-62.30	1.56	9.10	V	Pass
10131.36	-53.04	-25	-28.04	-69.19	-61.96	1.78	10.70	V	Pass

Band :	LTE Band 7 for CH21375	**Temperature :**	23~25°C
Test Mode :	15MHz QPSK RB Size 1 Offset 0	**Relative Humidity :**	48~52%
Test Engineer :	Sam Li	**Polarization :**	Horizontal
Remark :	Spurious emissions below 1GHz were found more than 20dB below limit line.		

Frequency (MHz)	EIRP (dBm)	Limit (dBm)	Over Limit (dB)	SPA Reading (dBm)	S.G. Power (dBm)	TX Cable loss (dB)	TX Antenna Gain (dBi)	Polarization (H/V)	Result
5111.68	-59.38	-25	-34.38	-64.37	-68.68	1.2	10.50	H	Pass
7667.52	-53.60	-25	-28.60	-63.71	-61.14	1.56	9.10	H	Pass
10223.36	-51.06	-25	-26.06	-67.69	-59.98	1.78	10.70	H	Pass

Band :	LTE Band 7 for CH21375	**Temperature :**	23~25°C
Test Mode :	15MHz QPSK RB Size 1 Offset 0	**Relative Humidity :**	48~52%
Test Engineer :	Sam Li	**Polarization :**	Vertical
Remark :	Spurious emissions below 1GHz were found more than 20dB below limit line.		

Frequency (MHz)	EIRP (dBm)	Limit (dBm)	Over Limit (dB)	SPA Reading (dBm)	S.G. Power (dBm)	TX Cable loss (dB)	TX Antenna Gain (dBi)	Polarization (H/V)	Result
5111.68	-58.38	-25	-33.38	-64.97	-67.68	1.2	10.50	V	Pass
7667.52	-53.21	-25	-28.21	-63.78	-60.75	1.56	9.10	V	Pass
10223.36	-52.73	-25	-27.73	-68.88	-61.65	1.78	10.70	V	Pass

Band :	LTE Band 7 for CH20850	**Temperature :**	23~25°C
Test Mode :	20MHz QPSK RB Size 1 Offset 0	**Relative Humidity :**	48~52%
Test Engineer :	Sam Li	**Polarization :**	Horizontal
Remark :	Spurious emissions below 1GHz were found more than 20dB below limit line.		

Frequency (MHz)	EIRP (dBm)	Limit (dBm)	Over Limit (dB)	SPA Reading (dBm)	S.G. Power (dBm)	TX Cable loss (dB)	TX Antenna Gain (dBi)	Polarization (H/V)	Result
5002.18	-60.16	-25	-35.16	-65.15	-69.46	1.2	10.50	H	Pass
7503.27	-55.10	-25	-30.10	-65.21	-62.64	1.56	9.10	H	Pass
10004.36	-51.87	-25	-26.87	-68.50	-60.79	1.78	10.70	H	Pass

Band :	LTE Band 7 for CH20850	**Temperature :**	23~25°C
Test Mode :	20MHz QPSK RB Size 1 Offset 0	**Relative Humidity :**	48~52%
Test Engineer :	Sam Li	**Polarization :**	Vertical
Remark :	Spurious emissions below 1GHz were found more than 20dB below limit line.		

Frequency (MHz)	EIRP (dBm)	Limit (dBm)	Over Limit (dB)	SPA Reading (dBm)	S.G. Power (dBm)	TX Cable loss (dB)	TX Antenna Gain (dBi)	Polarization (H/V)	Result
5002.18	-58.80	-25	-33.80	-65.39	-68.10	1.2	10.50	V	Pass
7503.27	-55.30	-25	-30.30	-65.87	-62.84	1.56	9.10	V	Pass
10004.36	-52.22	-25	-27.22	-68.37	-61.14	1.78	10.70	V	Pass

Band :	LTE Band 7 for CH21100	**Temperature :**	23~25°C
Test Mode :	20MHz QPSK RB Size 1 Offset 0	**Relative Humidity :**	48~52%
Test Engineer :	Sam Li	**Polarization :**	Horizontal
Remark :	Spurious emissions below 1GHz were found more than 20dB below limit line.		

Frequency (MHz)	EIRP (dBm)	Limit (dBm)	Over Limit (dB)	SPA Reading (dBm)	S.G. Power (dBm)	TX Cable loss (dB)	TX Antenna Gain (dBi)	Polarization (H/V)	Result
5052.18	-60.37	-25	-35.37	-65.36	-69.67	1.2	10.50	H	Pass
7578.27	-55.46	-25	-30.46	-65.57	-63.00	1.56	9.10	H	Pass
10104.36	-51.52	-25	-26.52	-68.15	-60.44	1.78	10.70	H	Pass

Band :	LTE Band 7 for CH21100	**Temperature :**	23~25°C
Test Mode :	20MHz QPSK RB Size 1 Offset 0	**Relative Humidity :**	48~52%
Test Engineer :	Sam Li	**Polarization :**	Vertical
Remark :	Spurious emissions below 1GHz were found more than 20dB below limit line.		

Frequency (MHz)	EIRP (dBm)	Limit (dBm)	Over Limit (dB)	SPA Reading (dBm)	S.G. Power (dBm)	TX Cable loss (dB)	TX Antenna Gain (dBi)	Polarization (H/V)	Result
5052.18	-59.16	-25	-34.16	-65.75	-68.46	1.2	10.50	V	Pass
7578.27	-54.82	-25	-29.82	-65.39	-62.36	1.56	9.10	V	Pass
10104.36	-52.61	-25	-27.61	-68.76	-61.53	1.78	10.70	V	Pass

Band :	LTE Band 7 for CH21350	**Temperature :**	23~25°C
Test Mode :	20MHz QPSK RB Size 1 Offset 0	**Relative Humidity :**	48~52%
Test Engineer :	Sam Li	**Polarization :**	Horizontal
Remark :	Spurious emissions below 1GHz were found more than 20dB below limit line.		

Frequency (MHz)	EIRP (dBm)	Limit (dBm)	Over Limit (dB)	SPA Reading (dBm)	S.G. Power (dBm)	TX Cable loss (dB)	TX Antenna Gain (dBi)	Polarization (H/V)	Result
5102.18	-58.71	-25	-33.71	-63.70	-68.01	1.2	10.50	H	Pass
7653.27	-55.16	-25	-30.16	-65.27	-62.70	1.56	9.10	H	Pass
10204.36	-52.22	-25	-27.22	-68.85	-61.14	1.78	10.70	H	Pass

Band :	LTE Band 7 for CH21350	**Temperature :**	23~25°C
Test Mode :	20MHz QPSK RB Size 1 Offset 0	**Relative Humidity :**	48~52%
Test Engineer :	Sam Li	**Polarization :**	Vertical
Remark :	Spurious emissions below 1GHz were found more than 20dB below limit line.		

Frequency (MHz)	EIRP (dBm)	Limit (dBm)	Over Limit (dB)	SPA Reading (dBm)	S.G. Power (dBm)	TX Cable loss (dB)	TX Antenna Gain (dBi)	Polarization (H/V)	Result
5102.18	-59.34	-25	-34.34	-65.93	-68.64	1.2	10.50	V	Pass
7653.27	-53.98	-25	-28.98	-64.55	-61.52	1.56	9.10	V	Pass
10204.36	-52.49	-25	-27.49	-68.64	-61.41	1.78	10.70	V	Pass

Band :	LTE Band 12 for CH23017	**Temperature :**	23~25°C
Test Mode :	1.4MHz QPSK RB Size 1 Offset 0	**Relative Humidity :**	48~52%
Test Engineer :	Sam Li	**Polarization :**	Horizontal
Remark :	Spurious emissions below 1GHz were found more than 20dB below limit line.		

Frequency (MHz)	ERP (dBm)	Limit (dBm)	Over Limit (dB)	SPA Reading (dBm)	S.G. Power (dBm)	TX Cable loss (dB)	TX Antenna Gain (dBi)	Polarization (H/V)	Result
1396	-61.49	-13	-48.49	-57.79	-66.25	0.89	7.80	H	Pass
2098	-52.53	-13	-39.53	-54.86	-58.69	1.09	9.40	H	Pass
2797	-62.57	-13	-49.57	-64.59	-68.45	1.17	9.20	H	Pass

Band :	LTE Band 12 for CH23017	**Temperature :**	23~25°C
Test Mode :	1.4MHz QPSK RB Size 1 Offset 0	**Relative Humidity :**	48~52%
Test Engineer :	Sam Li	**Polarization :**	Vertical
Remark :	Spurious emissions below 1GHz were found more than 20dB below limit line.		

Frequency (MHz)	ERP (dBm)	Limit (dBm)	Over Limit (dB)	SPA Reading (dBm)	S.G. Power (dBm)	TX Cable loss (dB)	TX Antenna Gain (dBi)	Polarization (H/V)	Result
1396	-59.54	-13	-46.54	-55.51	-64.30	0.89	7.80	V	Pass
2098	-57.56	-13	-44.56	-59.63	-63.72	1.09	9.40	V	Pass
2797	-63.20	-13	-50.20	-64.23	-69.08	1.17	9.20	V	Pass

Band :	LTE Band 12 for CH23095	**Temperature :**	23~25°C
Test Mode :	1.4MHz QPSK RB Size 1 Offset 0	**Relative Humidity :**	48~52%
Test Engineer :	Sam Li	**Polarization :**	Horizontal
Remark :	Spurious emissions below 1GHz were found more than 20dB below limit line.		

Frequency (MHz)	ERP (dBm)	Limit (dBm)	Over Limit (dB)	SPA Reading (dBm)	S.G. Power (dBm)	TX Cable loss (dB)	TX Antenna Gain (dBi)	Polarization (H/V)	Result
1414	-62.65	-13	-49.65	-58.85	-67.41	0.89	7.80	H	Pass
2122	-55.71	-13	-42.71	-58.14	-61.87	1.09	9.40	H	Pass
2827	-62.31	-13	-49.31	-64.43	-68.19	1.17	9.20	H	Pass

Band :	LTE Band 12 for CH23095	**Temperature :**	23~25°C
Test Mode :	1.4MHz QPSK RB Size 1 Offset 0	**Relative Humidity :**	48~52%
Test Engineer :	Sam Li	**Polarization :**	Vertical
Remark :	Spurious emissions below 1GHz were found more than 20dB below limit line.		

Frequency (MHz)	ERP (dBm)	Limit (dBm)	Over Limit (dB)	SPA Reading (dBm)	S.G. Power (dBm)	TX Cable loss (dB)	TX Antenna Gain (dBi)	Polarization (H/V)	Result
1414	-61.95	-13	-48.95	-57.82	-66.71	0.89	7.80	V	Pass
2122	-57.27	-13	-44.27	-59.44	-63.43	1.09	9.40	V	Pass
2827	-63.16	-13	-50.16	-64.29	-69.04	1.17	9.20	V	Pass

Band :	LTE Band 12 for CH23173	**Temperature :**	23~25°C
Test Mode :	1.4MHz QPSK RB Size 1 Offset 0	**Relative Humidity :**	48~52%
Test Engineer :	Sam Li	**Polarization :**	Horizontal
Remark :	Spurious emissions below 1GHz were found more than 20dB below limit line.		

Frequency (MHz)	ERP (dBm)	Limit (dBm)	Over Limit (dB)	SPA Reading (dBm)	S.G. Power (dBm)	TX Cable loss (dB)	TX Antenna Gain (dBi)	Polarization (H/V)	Result
1429	-54.50	-13	-41.50	-53.94	-59.26	0.89	7.80	H	Pass
2143	-54.26	-13	-41.26	-56.59	-60.42	1.09	9.40	H	Pass
2857	-61.66	-13	-48.66	-63.68	-67.54	1.17	9.20	H	Pass

Band :	LTE Band 12 for CH23173	**Temperature :**	23~25°C
Test Mode :	1.4MHz QPSK RB Size 1 Offset 0	**Relative Humidity :**	48~52%
Test Engineer :	Sam Li	**Polarization :**	Vertical
Remark :	Spurious emissions below 1GHz were found more than 20dB below limit line.		

Frequency (MHz)	ERP (dBm)	Limit (dBm)	Over Limit (dB)	SPA Reading (dBm)	S.G. Power (dBm)	TX Cable loss (dB)	TX Antenna Gain (dBi)	Polarization (H/V)	Result
1429	-50.47	-13	-37.47	-51.25	-55.23	0.89	7.80	V	Pass
2143	-57.18	-13	-44.18	-59.25	-63.34	1.09	9.40	V	Pass
2857	-63.18	-13	-50.18	-64.21	-69.06	1.17	9.20	V	Pass

Band :	LTE Band 12 for CH23025	**Temperature :**	23~25°C
Test Mode :	3MHz QPSK RB Size 1 Offset 0	**Relative Humidity :**	48~52%
Test Engineer :	Sam Li	**Polarization :**	Horizontal
Remark :	Spurious emissions below 1GHz were found more than 20dB below limit line.		

Frequency (MHz)	ERP (dBm)	Limit (dBm)	Over Limit (dB)	SPA Reading (dBm)	S.G. Power (dBm)	TX Cable loss (dB)	TX Antenna Gain (dBi)	Polarization (H/V)	Result
1402	-62.37	-13	-49.37	-58.69	-67.13	0.89	7.80	H	Pass
2101	-60.19	-13	-47.19	-62.52	-66.35	1.09	9.40	H	Pass
2797	-62.58	-13	-49.58	-64.60	-68.46	1.17	9.20	H	Pass

Band :	LTE Band 12 for CH23025	**Temperature :**	23~25°C
Test Mode :	3MHz QPSK RB Size 1 Offset 0	**Relative Humidity :**	48~52%
Test Engineer :	Sam Li	**Polarization :**	Vertical
Remark :	Spurious emissions below 1GHz were found more than 20dB below limit line.		

Frequency (MHz)	ERP (dBm)	Limit (dBm)	Over Limit (dB)	SPA Reading (dBm)	S.G. Power (dBm)	TX Cable loss (dB)	TX Antenna Gain (dBi)	Polarization (H/V)	Result
1402	-60.46	-13	-47.46	-56.45	-65.22	0.89	7.80	V	Pass
2101	-60.79	-13	-47.79	-62.86	-66.95	1.09	9.40	V	Pass
2797	-63.40	-13	-50.40	-64.43	-69.28	1.17	9.20	V	Pass

Band :	LTE Band 12 for CH23095	**Temperature :**	23~25°C
Test Mode :	3MHz QPSK RB Size 1 Offset 0	**Relative Humidity :**	48~52%
Test Engineer :	Sam Li	**Polarization :**	Horizontal
Remark :	Spurious emissions below 1GHz were found more than 20dB below limit line.		

Frequency (MHz)	ERP (dBm)	Limit (dBm)	Over Limit (dB)	SPA Reading (dBm)	S.G. Power (dBm)	TX Cable loss (dB)	TX Antenna Gain (dBi)	Polarization (H/V)	Result
1411	-64.39	-13	-51.39	-60.71	-69.15	0.89	7.80	H	Pass
2119	-60.68	-13	-47.68	-63.01	-66.84	1.09	9.40	H	Pass
2824	-61.62	-13	-48.62	-63.64	-67.50	1.17	9.20	H	Pass

Band :	LTE Band 12 for CH23095	**Temperature :**	23~25°C
Test Mode :	3MHz QPSK RB Size 1 Offset 0	**Relative Humidity :**	48~52%
Test Engineer :	Sam Li	**Polarization :**	Vertical
Remark :	Spurious emissions below 1GHz were found more than 20dB below limit line.		

Frequency (MHz)	ERP (dBm)	Limit (dBm)	Over Limit (dB)	SPA Reading (dBm)	S.G. Power (dBm)	TX Cable loss (dB)	TX Antenna Gain (dBi)	Polarization (H/V)	Result
1411	-62.91	-13	-49.91	-58.90	-67.67	0.89	7.80	V	Pass
2119	-61.32	-13	-48.32	-63.39	-67.48	1.09	9.40	V	Pass
2824	-62.82	-13	-49.82	-63.85	-68.70	1.17	9.20	V	Pass

Band :	LTE Band 12 for CH23165	**Temperature :**	23~25°C
Test Mode :	3MHz QPSK RB Size 1 Offset 0	**Relative Humidity :**	48~52%
Test Engineer :	Sam Li	**Polarization :**	Horizontal
Remark :	Spurious emissions below 1GHz were found more than 20dB below limit line.		

Frequency (MHz)	ERP (dBm)	Limit (dBm)	Over Limit (dB)	SPA Reading (dBm)	S.G. Power (dBm)	TX Cable loss (dB)	TX Antenna Gain (dBi)	Polarization (H/V)	Result
1426	-61.39	-13	-48.39	-57.71	-66.15	0.89	7.80	H	Pass
2143	-58.95	-13	-45.95	-61.28	-65.11	1.09	9.40	H	Pass
2851	-61.80	-13	-48.80	-63.82	-67.68	1.17	9.20	H	Pass

Band :	LTE Band 12 for CH23165	**Temperature :**	23~25°C
Test Mode :	3MHz QPSK RB Size 1 Offset 0	**Relative Humidity :**	48~52%
Test Engineer :	Sam Li	**Polarization :**	Vertical
Remark :	Spurious emissions below 1GHz were found more than 20dB below limit line.		

Frequency (MHz)	ERP (dBm)	Limit (dBm)	Over Limit (dB)	SPA Reading (dBm)	S.G. Power (dBm)	TX Cable loss (dB)	TX Antenna Gain (dBi)	Polarization (H/V)	Result
1426	-56.23	-13	-43.23	-54.43	-60.99	0.89	7.80	V	Pass
2143	-59.98	-13	-46.98	-62.05	-66.14	1.09	9.40	V	Pass
2851	-63.45	-13	-50.45	-64.48	-69.33	1.17	9.20	V	Pass

Band :	LTE Band 12 for CH23035	**Temperature :**	23~25°C
Test Mode :	5MHz QPSK RB Size 1 Offset 0	**Relative Humidity :**	48~52%
Test Engineer :	Sam Li	**Polarization :**	Horizontal
Remark :	Spurious emissions below 1GHz were found more than 20dB below limit line.		

Frequency (MHz)	ERP (dBm)	Limit (dBm)	Over Limit (dB)	SPA Reading (dBm)	S.G. Power (dBm)	TX Cable loss (dB)	TX Antenna Gain (dBi)	Polarization (H/V)	Result
1399	-62.30	-13	-49.30	-58.62	-67.06	0.89	7.80	H	Pass
2101	-61.66	-13	-48.66	-63.99	-67.82	1.09	9.40	H	Pass
2797	-61.33	-13	-48.33	-63.35	-67.21	1.17	9.20	H	Pass

Band :	LTE Band 12 for CH23035	**Temperature :**	23~25°C
Test Mode :	5MHz QPSK RB Size 1 Offset 0	**Relative Humidity :**	48~52%
Test Engineer :	Sam Li	**Polarization :**	Vertical
Remark :	Spurious emissions below 1GHz were found more than 20dB below limit line.		

Frequency (MHz)	ERP (dBm)	Limit (dBm)	Over Limit (dB)	SPA Reading (dBm)	S.G. Power (dBm)	TX Cable loss (dB)	TX Antenna Gain (dBi)	Polarization (H/V)	Result
1399	-60.63	-13	-47.63	-56.62	-65.39	0.89	7.80	V	Pass
2101	-61.88	-13	-48.88	-63.95	-68.04	1.09	9.40	V	Pass
2797	-62.80	-13	-49.80	-63.83	-68.68	1.17	9.20	V	Pass

Band :	LTE Band 12 for CH23095	**Temperature :**	23~25°C
Test Mode :	5MHz QPSK RB Size 1 Offset 0	**Relative Humidity :**	48~52%
Test Engineer :	Sam Li	**Polarization :**	Horizontal
Remark :	Spurious emissions below 1GHz were found more than 20dB below limit line.		

Frequency (MHz)	ERP (dBm)	Limit (dBm)	Over Limit (dB)	SPA Reading (dBm)	S.G. Power (dBm)	TX Cable loss (dB)	TX Antenna Gain (dBi)	Polarization (H/V)	Result
1411	-62.12	-13	-49.12	-58.44	-66.88	0.89	7.80	H	Pass
2116	-53.34	-13	-40.34	-55.67	-59.50	1.09	9.40	H	Pass
2809	-61.73	-13	-48.73	-63.75	-67.61	1.17	9.20	H	Pass

Band :	LTE Band 12 for CH23095	**Temperature :**	23~25°C
Test Mode :	5MHz QPSK RB Size 1 Offset 0	**Relative Humidity :**	48~52%
Test Engineer :	Sam Li	**Polarization :**	Vertical
Remark :	Spurious emissions below 1GHz were found more than 20dB below limit line.		

Frequency (MHz)	ERP (dBm)	Limit (dBm)	Over Limit (dB)	SPA Reading (dBm)	S.G. Power (dBm)	TX Cable loss (dB)	TX Antenna Gain (dBi)	Polarization (H/V)	Result
1411	-60.26	-13	-47.26	-56.25	-65.02	0.89	7.80	V	Pass
2116	-54.74	-13	-41.74	-56.81	-60.90	1.09	9.40	V	Pass
2809	-63.33	-13	-50.33	-64.36	-69.21	1.17	9.20	V	Pass

Band :	LTE Band 12 for CH23155	**Temperature :**	23~25°C
Test Mode :	5MHz QPSK RB Size 1 Offset 0	**Relative Humidity :**	48~52%
Test Engineer :	Sam Li	**Polarization :**	Horizontal
Remark :	Spurious emissions below 1GHz were found more than 20dB below limit line.		

Frequency (MHz)	ERP (dBm)	Limit (dBm)	Over Limit (dB)	SPA Reading (dBm)	S.G. Power (dBm)	TX Cable loss (dB)	TX Antenna Gain (dBi)	Polarization (H/V)	Result
1423	-60.64	-13	-47.64	-56.96	-65.40	0.89	7.80	H	Pass
2134	-54.56	-13	-41.56	-56.89	-60.72	1.09	9.40	H	Pass
2845	-61.87	-13	-48.87	-63.89	-67.75	1.17	9.20	H	Pass

Band :	LTE Band 12 for CH23155	**Temperature :**	23~25°C
Test Mode :	5MHz QPSK RB Size 1 Offset 0	**Relative Humidity :**	48~52%
Test Engineer :	Sam Li	**Polarization :**	Vertical
Remark :	Spurious emissions below 1GHz were found more than 20dB below limit line.		

Frequency (MHz)	ERP (dBm)	Limit (dBm)	Over Limit (dB)	SPA Reading (dBm)	S.G. Power (dBm)	TX Cable loss (dB)	TX Antenna Gain (dBi)	Polarization (H/V)	Result
1423	-55.78	-13	-42.78	-54.18	-60.54	0.89	7.80	V	Pass
2134	-56.07	-13	-43.07	-58.14	-62.23	1.09	9.40	V	Pass
2845	-63.60	-13	-50.60	-64.63	-69.48	1.17	9.20	V	Pass

Band :	LTE Band 12 for CH23060	**Temperature :**	23~25°C
Test Mode :	10MHz QPSK RB Size 1 Offset 0	**Relative Humidity :**	48~52%
Test Engineer :	Sam Li	**Polarization :**	Horizontal
Remark :	Spurious emissions below 1GHz were found more than 20dB below limit line.		

Frequency (MHz)	ERP (dBm)	Limit (dBm)	Over Limit (dB)	SPA Reading (dBm)	S.G. Power (dBm)	TX Cable loss (dB)	TX Antenna Gain (dBi)	Polarization (H/V)	Result
1399	-63.12	-13	-50.12	-59.44	-67.88	0.89	7.80	H	Pass
2098	-60.73	-13	-47.73	-63.06	-66.89	1.09	9.40	H	Pass
2797	-62.91	-13	-49.91	-64.93	-68.79	1.17	9.20	H	Pass

Band :	LTE Band 12 for CH23060	**Temperature :**	23~25°C
Test Mode :	10MHz QPSK RB Size 1 Offset 0	**Relative Humidity :**	48~52%
Test Engineer :	Sam Li	**Polarization :**	Vertical
Remark :	Spurious emissions below 1GHz were found more than 20dB below limit line.		

Frequency (MHz)	ERP (dBm)	Limit (dBm)	Over Limit (dB)	SPA Reading (dBm)	S.G. Power (dBm)	TX Cable loss (dB)	TX Antenna Gain (dBi)	Polarization (H/V)	Result
1399	-61.09	-13	-48.09	-57.08	-65.85	0.89	7.80	V	Pass
2098	-61.83	-13	-48.83	-63.90	-67.99	1.09	9.40	V	Pass
2797	-63.00	-13	-50.00	-64.03	-68.88	1.17	9.20	V	Pass

Band :	LTE Band 12 for CH23095	**Temperature :**	23~25°C
Test Mode :	10MHz QPSK RB Size 1 Offset 0	**Relative Humidity :**	48~52%
Test Engineer :	Sam Li	**Polarization :**	Horizontal
Remark :	Spurious emissions below 1GHz were found more than 20dB below limit line.		

Frequency (MHz)	ERP (dBm)	Limit (dBm)	Over Limit (dB)	SPA Reading (dBm)	S.G. Power (dBm)	TX Cable loss (dB)	TX Antenna Gain (dBi)	Polarization (H/V)	Result
1405	-60.99	-13	-47.99	-57.31	-65.75	0.89	7.80	H	Pass
2110	-55.76	-13	-42.76	-58.09	-61.92	1.09	9.40	H	Pass
2809	-62.30	-13	-49.30	-64.32	-68.18	1.17	9.20	H	Pass

Band :	LTE Band 12 for CH23095	**Temperature :**	23~25°C
Test Mode :	10MHz QPSK RB Size 1 Offset 0	**Relative Humidity :**	48~52%
Test Engineer :	Sam Li	**Polarization :**	Vertical
Remark :	Spurious emissions below 1GHz were found more than 20dB below limit line.		

Frequency (MHz)	ERP (dBm)	Limit (dBm)	Over Limit (dB)	SPA Reading (dBm)	S.G. Power (dBm)	TX Cable loss (dB)	TX Antenna Gain (dBi)	Polarization (H/V)	Result
1405	-58.48	-13	-45.48	-54.47	-63.24	0.89	7.80	V	Pass
2110	-54.66	-13	-41.66	-56.73	-60.82	1.09	9.40	V	Pass
2809	-62.83	-13	-49.83	-63.86	-68.71	1.17	9.20	V	Pass

Band :	LTE Band 12 for CH23130	**Temperature :**	23~25°C
Test Mode :	10MHz QPSK RB Size 1 Offset 0	**Relative Humidity :**	48~52%
Test Engineer :	Sam Li	**Polarization :**	Horizontal
Remark :	Spurious emissions below 1GHz were found more than 20dB below limit line.		

Frequency (MHz)	ERP (dBm)	Limit (dBm)	Over Limit (dB)	SPA Reading (dBm)	S.G. Power (dBm)	TX Cable loss (dB)	TX Antenna Gain (dBi)	Polarization (H/V)	Result
1411	-63.10	-13	-50.10	-59.42	-67.86	0.89	7.80	H	Pass
2119	-54.68	-13	-41.68	-57.01	-60.84	1.09	9.40	H	Pass
2824	-61.66	-13	-48.66	-63.68	-67.54	1.17	9.20	H	Pass

Band :	LTE Band 12 for CH23130	**Temperature :**	23~25°C
Test Mode :	10MHz QPSK RB Size 1 Offset 0	**Relative Humidity :**	48~52%
Test Engineer :	Sam Li	**Polarization :**	Vertical
Remark :	Spurious emissions below 1GHz were found more than 20dB below limit line.		

Frequency (MHz)	ERP (dBm)	Limit (dBm)	Over Limit (dB)	SPA Reading (dBm)	S.G. Power (dBm)	TX Cable loss (dB)	TX Antenna Gain (dBi)	Polarization (H/V)	Result
1411	-62.16	-13	-49.16	-58.15	-66.92	0.89	7.80	V	Pass
2119	-55.85	-13	-42.85	-57.92	-62.01	1.09	9.40	V	Pass
2824	-63.10	-13	-50.10	-64.13	-68.98	1.17	9.20	V	Pass

Band :	LTE Band 17 for CH23755	**Temperature :**	23~25°C
Test Mode :	5MHz QPSK RB Size 1 Offset 0	**Relative Humidity :**	48~52%
Test Engineer :	Sam Li	**Polarization :**	Horizontal
Remark :	Spurious emissions below 1GHz were found more than 20dB below limit line.		

Frequency (MHz)	ERP (dBm)	Limit (dBm)	Over Limit (dB)	SPA Reading (dBm)	S.G. Power (dBm)	TX Cable loss (dB)	TX Antenna Gain (dBi)	Polarization (H/V)	Result
1408	-62.96	-13	-49.96	-60.31	-67.95	0.66	7.80	H	Pass
2113	-61.84	-13	-48.84	-62.02	-68.24	0.85	9.40	H	Pass
2818	-64.54	-13	-51.54	-64.35	-70.61	0.98	9.20	H	Pass

Band :	LTE Band 17 for CH23755	**Temperature :**	23~25°C
Test Mode :	5MHz QPSK RB Size 1 Offset 0	**Relative Humidity :**	48~52%
Test Engineer :	Sam Li	**Polarization :**	Vertical
Remark :	Spurious emissions below 1GHz were found more than 20dB below limit line.		

Frequency (MHz)	ERP (dBm)	Limit (dBm)	Over Limit (dB)	SPA Reading (dBm)	S.G. Power (dBm)	TX Cable loss (dB)	TX Antenna Gain (dBi)	Polarization (H/V)	Result
1408	-63.75	-13	-50.75	-60.23	-68.74	0.66	7.80	V	Pass
2113	-61.90	-13	-48.90	-62.58	-68.30	0.85	9.40	V	Pass
2818	-63.49	-13	-50.49	-64.35	-69.56	0.98	9.20	V	Pass

Band :	LTE Band 17 for CH23790	**Temperature :**	23~25°C
Test Mode :	5MHz QPSK RB Size 1 Offset 0	**Relative Humidity :**	48~52%
Test Engineer :	Sam Li	**Polarization :**	Horizontal
Remark :	Spurious emissions below 1GHz were found more than 20dB below limit line.		

Frequency (MHz)	ERP (dBm)	Limit (dBm)	Over Limit (dB)	SPA Reading (dBm)	S.G. Power (dBm)	TX Cable loss (dB)	TX Antenna Gain (dBi)	Polarization (H/V)	Result
1414	-63.01	-13	-50.01	-60.36	-68.00	0.66	7.80	H	Pass
2122.5	-62.32	-13	-49.32	-62.50	-68.72	0.85	9.40	H	Pass
2830	-64.36	-13	-51.36	-64.17	-70.43	0.98	9.20	H	Pass

Band :	LTE Band 17 for CH23790	**Temperature :**	23~25°C
Test Mode :	5MHz QPSK RB Size 1 Offset 0	**Relative Humidity :**	48~52%
Test Engineer :	Sam Li	**Polarization :**	Vertical
Remark :	Spurious emissions below 1GHz were found more than 20dB below limit line.		

Frequency (MHz)	ERP (dBm)	Limit (dBm)	Over Limit (dB)	SPA Reading (dBm)	S.G. Power (dBm)	TX Cable loss (dB)	TX Antenna Gain (dBi)	Polarization (H/V)	Result
1414	-64.16	-13	-51.16	-60.64	-69.15	0.66	7.80	V	Pass
2122.5	-61.46	-13	-48.46	-62.14	-67.86	0.85	9.40	V	Pass
2830	-62.88	-13	-49.88	-63.74	-68.95	0.98	9.20	V	Pass

Band :	LTE Band 17 for CH23825	**Temperature :**	23~25°C
Test Mode :	5MHz QPSK RB Size 1 Offset 0	**Relative Humidity :**	48~52%
Test Engineer :	Sam Li	**Polarization :**	Horizontal
Remark :	Spurious emissions below 1GHz were found more than 20dB below limit line.		

Frequency (MHz)	ERP (dBm)	Limit (dBm)	Over Limit (dB)	SPA Reading (dBm)	S.G. Power (dBm)	TX Cable loss (dB)	TX Antenna Gain (dBi)	Polarization (H/V)	Result
1423	-62.19	-13	-49.19	-59.54	-67.18	0.66	7.80	H	Pass
2134	-60.83	-13	-47.83	-61.01	-67.23	0.85	9.40	H	Pass
2845	-63.74	-13	-50.74	-63.55	-69.81	0.98	9.20	H	Pass

Band :	LTE Band 17 for CH23825	**Temperature :**	23~25°C
Test Mode :	5MHz QPSK RB Size 1 Offset 0	**Relative Humidity :**	48~52%
Test Engineer :	Sam Li	**Polarization :**	Vertical
Remark :	Spurious emissions below 1GHz were found more than 20dB below limit line.		

Frequency (MHz)	ERP (dBm)	Limit (dBm)	Over Limit (dB)	SPA Reading (dBm)	S.G. Power (dBm)	TX Cable loss (dB)	TX Antenna Gain (dBi)	Polarization (H/V)	Result
1423	-63.33	-13	-50.33	-59.81	-68.32	0.66	7.80	V	Pass
2134	-61.67	-13	-48.67	-62.35	-68.07	0.85	9.40	V	Pass
2845	-61.99	-13	-48.99	-62.85	-68.06	0.98	9.20	V	Pass

Band :	LTE Band 17 for CH23780	**Temperature :**	23~25°C
Test Mode :	10MHz QPSK RB Size 1 Offset 0	**Relative Humidity :**	48~52%
Test Engineer :	Sam Li	**Polarization :**	Horizontal
Remark :	Spurious emissions below 1GHz were found more than 20dB below limit line.		

Frequency (MHz)	ERP (dBm)	Limit (dBm)	Over Limit (dB)	SPA Reading (dBm)	S.G. Power (dBm)	TX Cable loss (dB)	TX Antenna Gain (dBi)	Polarization (H/V)	Result
1408	-63.58	-13	-50.58	-60.93	-68.57	0.66	7.80	H	Pass
2113	-60.81	-13	-47.81	-60.99	-67.21	0.85	9.40	H	Pass
2816	-64.53	-13	-51.53	-64.34	-70.60	0.98	9.20	H	Pass

Band :	LTE Band 17 for CH23780	**Temperature :**	23~25°C
Test Mode :	10MHz QPSK RB Size 1 Offset 0	**Relative Humidity :**	48~52%
Test Engineer :	Sam Li	**Polarization :**	Vertical
Remark :	Spurious emissions below 1GHz were found more than 20dB below limit line.		

Frequency (MHz)	ERP (dBm)	Limit (dBm)	Over Limit (dB)	SPA Reading (dBm)	S.G. Power (dBm)	TX Cable loss (dB)	TX Antenna Gain (dBi)	Polarization (H/V)	Result
1408	-64.61	-13	-51.61	-61.09	-69.60	0.66	7.80	V	Pass
2113	-61.21	-13	-48.21	-61.89	-67.61	0.85	9.40	V	Pass
2816	-63.20	-13	-50.20	-64.06	-69.27	0.98	9.20	V	Pass

Band :	LTE Band 17 for CH23790	**Temperature :**	23~25°C
Test Mode :	10MHz QPSK RB Size 1 Offset 0	**Relative Humidity :**	48~52%
Test Engineer :	Sam Li	**Polarization :**	Horizontal
Remark :	Spurious emissions below 1GHz were found more than 20dB below limit line.		

Frequency (MHz)	ERP (dBm)	Limit (dBm)	Over Limit (dB)	SPA Reading (dBm)	S.G. Power (dBm)	TX Cable loss (dB)	TX Antenna Gain (dBi)	Polarization (H/V)	Result
1411	-63.48	-13	-50.48	-60.83	-68.47	0.66	7.80	H	Pass
2116	-62.85	-13	-49.85	-63.03	-69.25	0.85	9.40	H	Pass
2820	-64.24	-13	-51.24	-64.05	-70.31	0.98	9.20	H	Pass

Band :	LTE Band 17 for CH23790	**Temperature :**	23~25°C
Test Mode :	10MHz QPSK RB Size 1 Offset 0	**Relative Humidity :**	48~52%
Test Engineer :	Sam Li	**Polarization :**	Vertical
Remark :	Spurious emissions below 1GHz were found more than 20dB below limit line.		

Frequency (MHz)	ERP (dBm)	Limit (dBm)	Over Limit (dB)	SPA Reading (dBm)	S.G. Power (dBm)	TX Cable loss (dB)	TX Antenna Gain (dBi)	Polarization (H/V)	Result
1411	-63.47	-13	-50.47	-59.95	-68.46	0.66	7.80	V	Pass
2116	-61.39	-13	-48.39	-62.07	-67.79	0.85	9.40	V	Pass
2820	-63.71	-13	-50.71	-64.57	-69.78	0.98	9.20	V	Pass

Band :	LTE Band 17 for CH23800	**Temperature :**	23~25°C
Test Mode :	10MHz QPSK RB Size 1 Offset 0	**Relative Humidity :**	48~52%
Test Engineer :	Sam Li	**Polarization :**	Horizontal
Remark :	Spurious emissions below 1GHz were found more than 20dB below limit line.		

Frequency (MHz)	ERP (dBm)	Limit (dBm)	Over Limit (dB)	SPA Reading (dBm)	S.G. Power (dBm)	TX Cable loss (dB)	TX Antenna Gain (dBi)	Polarization (H/V)	Result
1411	-64.20	-13	-51.20	-61.55	-69.19	0.66	7.80	H	Pass
2119	-62.40	-13	-49.40	-62.58	-68.80	0.85	9.40	H	Pass
2824	-64.50	-13	-51.50	-64.31	-70.57	0.98	9.20	H	Pass

Band :	LTE Band 17 for CH23800	**Temperature :**	23~25°C
Test Mode :	10MHz QPSK RB Size 1 Offset 0	**Relative Humidity :**	48~52%
Test Engineer :	Sam Li	**Polarization :**	Vertical
Remark :	Spurious emissions below 1GHz were found more than 20dB below limit line.		

Frequency (MHz)	ERP (dBm)	Limit (dBm)	Over Limit (dB)	SPA Reading (dBm)	S.G. Power (dBm)	TX Cable loss (dB)	TX Antenna Gain (dBi)	Polarization (H/V)	Result
1411	-62.83	-13	-49.83	-59.31	-67.82	0.66	7.80	V	Pass
2119	-61.29	-13	-48.29	-61.97	-67.69	0.85	9.40	V	Pass
2824	-63.17	-13	-50.17	-64.03	-69.24	0.98	9.20	V	Pass

Radiated Spurious Emission for Spot Check

Band :	LTE Band 7 for CH21375	**Temperature :**	21~22°C
Test Mode :	15MHz QPSK RB Size 1 Offset 0	**Relative Humidity :**	41~42%
Test Engineer :	Jack Wang	**Polarization :**	Horizontal
Remark :	Spurious emissions below 1GHz were found more than 20dB below limit line.		

Frequency (MHz)	EIRP (dBm)	Limit (dBm)	Over Limit (dB)	SPA Reading (dBm)	S.G. Power (dBm)	TX Cable loss (dB)	TX Antenna Gain (dBi)	Polarization (H/V)	Result
5112	-47.44	-25	-22.44	-61.42	-53.22	3.49	9.27	H	5112
7668	-44.53	-25	-19.53	-61.07	-52.32	4.28	12.07	H	7668
10224	-42.46	-25	-17.46	-63.85	-49.76	5.1	12.40	H	10224

Band :	LTE Band 7 for CH21375	**Temperature :**	23~25°C
Test Mode :	15MHz QPSK RB Size 1 Offset 0	**Relative Humidity :**	48~52%
Test Engineer :	Sam Li	**Polarization :**	Vertical
Remark :	Spurious emissions below 1GHz were found more than 20dB below limit line.		

Frequency (MHz)	EIRP (dBm)	Limit (dBm)	Over Limit (dB)	SPA Reading (dBm)	S.G. Power (dBm)	TX Cable loss (dB)	TX Antenna Gain (dBi)	Polarization (H/V)	Result
5112	-47.74	-25	-22.74	-61.9	-53.52	3.49	9.27	V	5112
7667	-45.55	-25	-20.55	-62.57	-53.34	4.28	12.07	V	7667
10224	-43.37	-25	-18.37	-64.47	-50.67	5.1	12.40	V	10224