LTE Band 12 / 5MHz

Highest Channel / QPSK

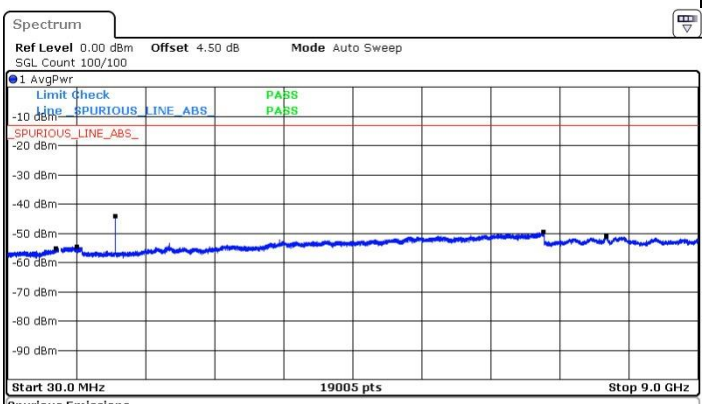

Spurious Emissions

Range Low	Range Up	RBW	Frequency	Power Abs	ΔLimit
30.000 MHz	690.000 MHz	1.000 MHz	659.49025 MHz	-55.27 dBm	-42.27 dB
725.000 MHz	1.000 GHz	1.000 MHz	926.78571 MHz	-54.64 dBm	-41.64 dB
1.000 GHz	3.000 GHz	1.000 MHz	1.42314 GHz	-44.29 dBm	-31.29 dB
3.000 GHz	7.000 GHz	1.000 MHz	6.99425 GHz	-49.64 dBm	-36.64 dB
7.000 GHz	9.000 GHz	1.000 MHz	7.80605 GHz	-51.12 dBm	-38.12 dB

Date: 18.MAR.2015 19:02:36

Highest Channel / 16QAM

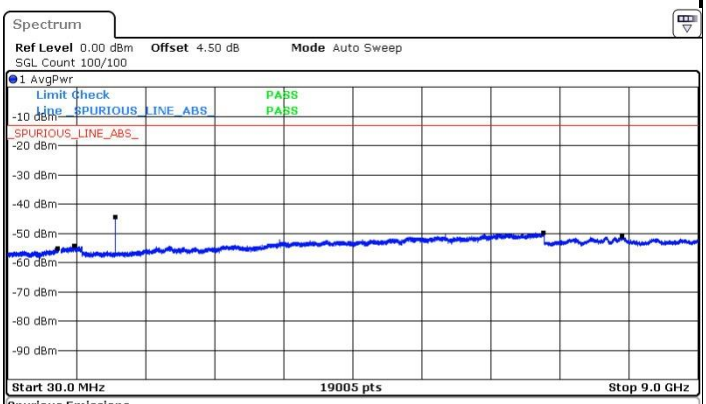

Spurious Emissions

Range Low	Range Up	RBW	Frequency	Power Abs	ΔLimit
30.000 MHz	690.000 MHz	1.000 MHz	678.62069 MHz	-55.28 dBm	-42.28 dB
725.000 MHz	1.000 GHz	1.000 MHz	891.89560 MHz	-54.47 dBm	-41.47 dB
1.000 GHz	3.000 GHz	1.000 MHz	1.42314 GHz	-44.62 dBm	-31.62 dB
3.000 GHz	7.000 GHz	1.000 MHz	6.98575 GHz	-49.88 dBm	-36.88 dB
7.000 GHz	9.000 GHz	1.000 MHz	8.00750 GHz	-51.00 dBm	-38.00 dB

Date: 18.MAR.2015 19:03:01

LTE Band 12 / 10MHz

Lowest Channel / QPSK

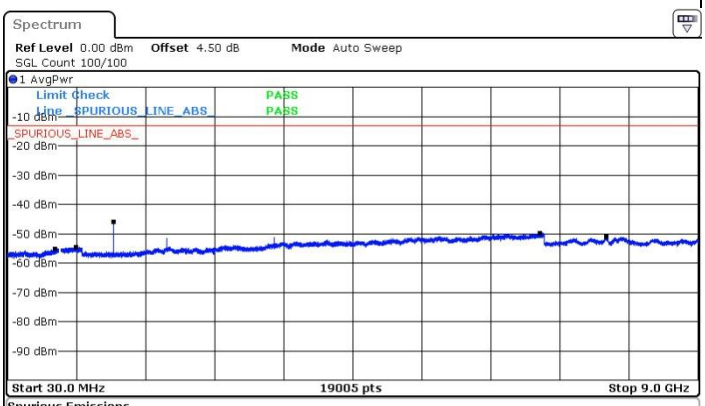

Spurious Emissions

Range Low	Range Up	RBW	Frequency	Power Abs	ΔLimit
30.000 MHz	690.000 MHz	1.000 MHz	647.94603 MHz	-55.14 dBm	-42.14 dB
725.000 MHz	1.000 GHz	1.000 MHz	917.44505 MHz	-54.61 dBm	-41.61 dB
1.000 GHz	3.000 GHz	1.000 MHz	1.39965 GHz	-45.87 dBm	-32.87 dB
3.000 GHz	7.000 GHz	1.000 MHz	6.94826 GHz	-49.81 dBm	-36.81 dB
7.000 GHz	9.000 GHz	1.000 MHz	7.80505 GHz	-51.17 dBm	-38.17 dB

Date: 18.MAR.2015 19:13:14

Lowest Channel / 16QAM

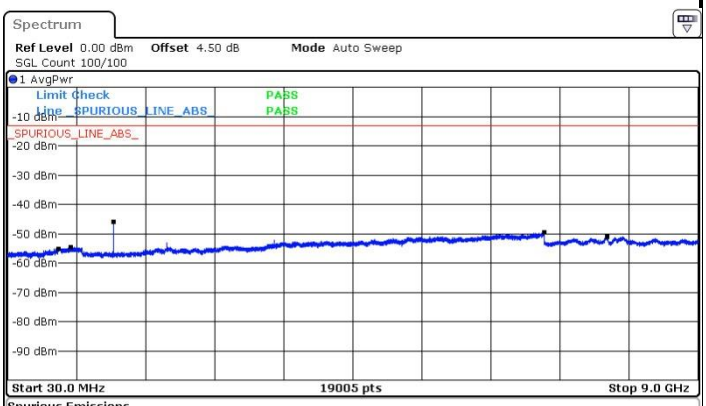

Spurious Emissions

Range Low	Range Up	RBW	Frequency	Power Abs	ΔLimit
30.000 MHz	690.000 MHz	1.000 MHz	683.56822 MHz	-55.12 dBm	-42.12 dB
725.000 MHz	1.000 GHz	1.000 MHz	847.39011 MHz	-54.66 dBm	-41.66 dB
1.000 GHz	3.000 GHz	1.000 MHz	1.39965 GHz	-46.06 dBm	-33.06 dB
3.000 GHz	7.000 GHz	1.000 MHz	6.99725 GHz	-49.66 dBm	-36.66 dB
7.000 GHz	9.000 GHz	1.000 MHz	7.81405 GHz	-50.96 dBm	-37.96 dB

Date: 18.MAR.2015 19:13:42

LTE Band 12 / 10MHz

Middle Channel / QPSK

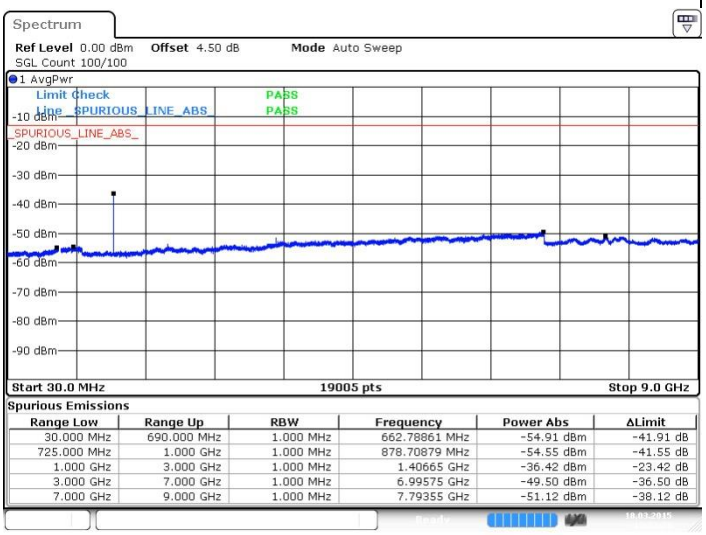

Spurious Emissions

Range Low	Range Up	RBW	Frequency	Power Abs	ΔLimit
30.000 MHz	690.000 MHz	1.000 MHz	662.78861 MHz	-54.91 dBm	-41.91 dB
725.000 MHz	1.000 GHz	1.000 MHz	878.70879 MHz	-54.55 dBm	-41.55 dB
1.000 GHz	3.000 GHz	1.000 MHz	1.40665 GHz	-36.42 dBm	-23.42 dB
3.000 GHz	7.000 GHz	1.000 MHz	6.99575 GHz	-49.50 dBm	-36.50 dB
7.000 GHz	9.000 GHz	1.000 MHz	7.79355 GHz	-51.12 dBm	-38.12 dB

Date: 18.MAR.2015 19:23:25

Middle Channel / 16QAM

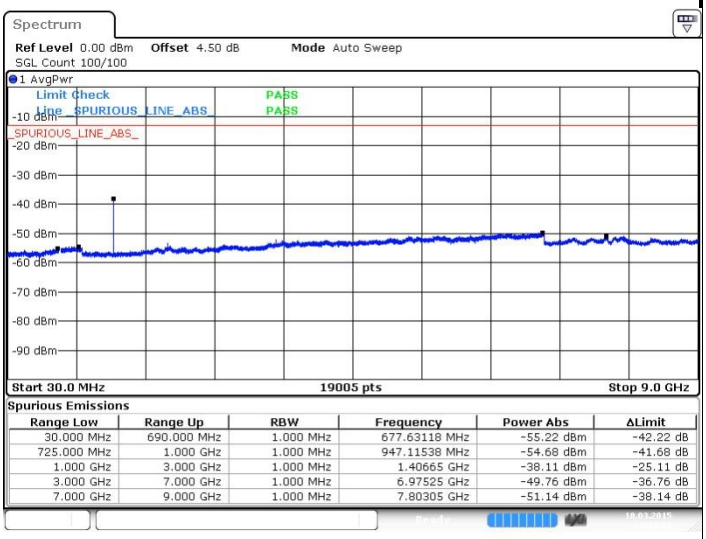

Spurious Emissions

Range Low	Range Up	RBW	Frequency	Power Abs	ΔLimit
30.000 MHz	690.000 MHz	1.000 MHz	677.63118 MHz	-55.22 dBm	-42.22 dB
725.000 MHz	1.000 GHz	1.000 MHz	947.11538 MHz	-54.68 dBm	-41.68 dB
1.000 GHz	3.000 GHz	1.000 MHz	1.40665 GHz	-38.11 dBm	-25.11 dB
3.000 GHz	7.000 GHz	1.000 MHz	6.97525 GHz	-49.76 dBm	-36.76 dB
7.000 GHz	9.000 GHz	1.000 MHz	7.80305 GHz	-51.14 dBm	-38.14 dB

Date: 18.MAR.2015 19:14:38

Highest Channel / QPSK

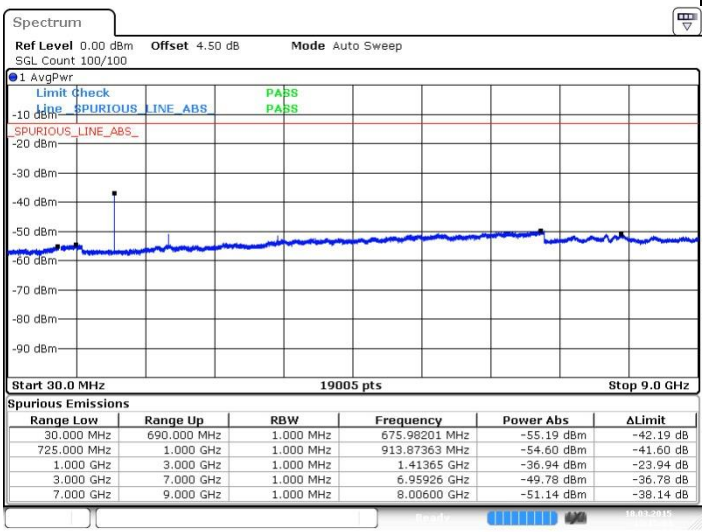

Spurious Emissions

Range Low	Range Up	RBW	Frequency	Power Abs	ΔLimit
30.000 MHz	690.000 MHz	1.000 MHz	675.98201 MHz	-55.19 dBm	-42.19 dB
725.000 MHz	1.000 GHz	1.000 MHz	913.87363 MHz	-54.60 dBm	-41.60 dB
1.000 GHz	3.000 GHz	1.000 MHz	1.41365 GHz	-36.94 dBm	-23.94 dB
3.000 GHz	7.000 GHz	1.000 MHz	6.95926 GHz	-49.78 dBm	-36.78 dB
7.000 GHz	9.000 GHz	1.000 MHz	8.00600 GHz	-51.14 dBm	-38.14 dB

Date: 18.MAR.2015 19:15:04

Highest Channel / 16QAM

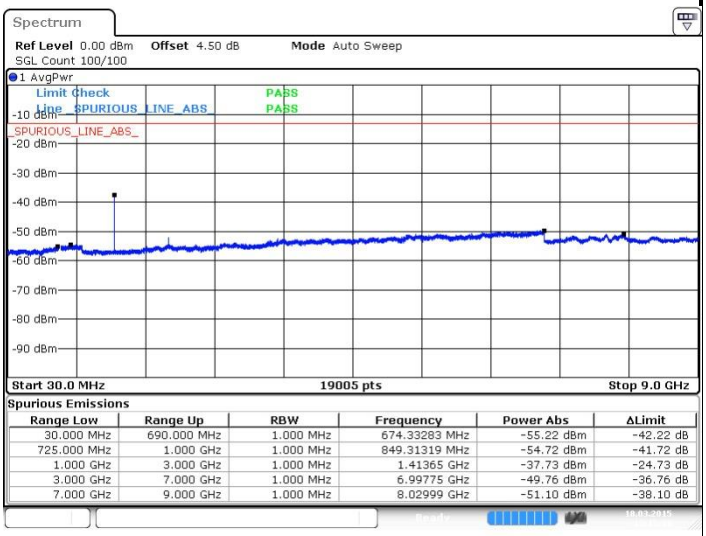

Spurious Emissions

Range Low	Range Up	RBW	Frequency	Power Abs	ΔLimit
30.000 MHz	690.000 MHz	1.000 MHz	674.33283 MHz	-55.22 dBm	-42.22 dB
725.000 MHz	1.000 GHz	1.000 MHz	849.31319 MHz	-54.72 dBm	-41.72 dB
1.000 GHz	3.000 GHz	1.000 MHz	1.41365 GHz	-37.73 dBm	-24.73 dB
3.000 GHz	7.000 GHz	1.000 MHz	6.99775 GHz	-49.76 dBm	-36.76 dB
7.000 GHz	9.000 GHz	1.000 MHz	8.02999 GHz	-51.10 dBm	-38.10 dB

Date: 18.MAR.2015 19:15:32

Frequency Stability

Test Conditions		LTE Band 2 (QPSK) / Middle Channel	Limit
Temperature (°C)	Voltage (Volt)	BW 10MHz	Note 2.
		Deviation (ppm)	Result
50	Normal Voltage	0.0012	PASS
40	Normal Voltage	0.0010	
30	Normal Voltage	0.0002	
20(Ref.)	Normal Voltage	0.0000	
10	Normal Voltage	0.0008	
0	Normal Voltage	0.0005	
-10	Normal Voltage	0.0007	
-20	Normal Voltage	0.0004	
-30	Normal Voltage	0.0006	
20	Maximum Voltage	0.0011	
20	Normal Voltage	0.0008	
20	Battery End Point	0.0004	

Note:

1. Normal Voltage = 3.80 V. ；Battery End Point (BEP) = 3.50 V.；Maximum Voltage =4.35 V
2. Note: The frequency fundamental emissions stay within the authorized frequency block based on the frequency deviation measured is small.

Test Conditions		LTE Band 4 (QPSK) / Middle Channel	Limit
Temperature (°C)	Voltage (Volt)	BW 10MHz	Note 2.
		Deviation (ppm)	Result
50	Normal Voltage	0.0010	PASS
40	Normal Voltage	0.0001	
30	Normal Voltage	0.0003	
20(Ref.)	Normal Voltage	0.0000	
10	Normal Voltage	0.0014	
0	Normal Voltage	0.0035	
-10	Normal Voltage	0.0002	
-20	Normal Voltage	0.0058	
-30	Normal Voltage	0.0005	
20	Maximum Voltage	0.0000	
20	Normal Voltage	0.0000	
20	Battery End Point	0.0048	

Note:

1. Normal Voltage = 3.80 V. ；Battery End Point (BEP) = 3.50 V.；Maximum Voltage =4.35 V
2. Note: The frequency fundamental emissions stay within the authorized frequency block based on the frequency deviation measured is small.

Test Conditions		LTE Band 5 (QPSK) / Middle Channel	Limit
Temperature (°C)	Voltage (Volt)	BW 10MHz	2.5ppm
		Deviation (ppm)	Result
50	Normal Voltage	0.0185	PASS
40	Normal Voltage	0.0175	
30	Normal Voltage	0.0024	
20(Ref.)	Normal Voltage	0.0000	
10	Normal Voltage	0.0161	
0	Normal Voltage	0.0167	
-10	Normal Voltage	0.0048	
-20	Normal Voltage	0.0030	
-30	Normal Voltage	0.0176	
20	Maximum Voltage	0.0012	
20	Normal Voltage	0.0126	
20	Battery End Point	0.0054	

Note: Normal Voltage = 3.80 V. ；Battery End Point (BEP) = 3.50 V.；Maximum Voltage =4.35 V

Test Conditions		LTE Band 12 (QPSK) / Middle Channel	Limit
Temperature (°C)	Voltage (Volt)	BW 10MHz	Note 2.
		Deviation (ppm)	Result
50	Normal Voltage	0.0069	PASS
40	Normal Voltage	0.0045	
30	Normal Voltage	0.0035	
20(Ref.)	Normal Voltage	0.0000	
10	Normal Voltage	0.0013	
0	Normal Voltage	0.0040	
-10	Normal Voltage	0.0102	
-20	Normal Voltage	0.0122	
-30	Normal Voltage	0.0151	
20	Maximum Voltage	0.0170	
20	Normal Voltage	0.0189	
20	Battery End Point	0.0209	

Note:

1. Normal Voltage = 3.80 V. ；Battery End Point (BEP) = 3.50 V.；Maximum Voltage =4.35 V
2. Note: The frequency fundamental emissions stay within the authorized frequency block based on the frequency deviation measured is small.

Appendix B. Test Results of Radiated Test

ERP/EIRP

LTE Band 2 / 1.4MHz							
Channel	Modulation	RB		Horizontal		Vertical	
		Size	Offset	EIRP(dBm)	EIRP(W)	EIRP(dBm)	EIRP(W)
Lowest	QPSK	3	1	22.91	0.1954	23.06	0.2023
Middle		3	1	22.92	0.1959	22.70	0.1862
Highest		3	1	22.72	0.1871	22.28	0.1690
Lowest	16QAM	1	0	23.28	0.2128	23.01	0.2000
Middle		1	2	23.45	0.2213	23.14	0.2061
Highest		1	0	23.02	0.2004	22.50	0.1778
Limit	EIRP < 2W			Result		PASS	

LTE Band 2 / 3MHz							
Channel	Modulation	RB		Horizontal		Vertical	
		Size	Offset	EIRP(dBm)	EIRP(W)	EIRP(dBm)	EIRP(W)
Lowest	QPSK	1	7	23.87	0.2438	23.93	0.2472
Middle		1	7	24.13	0.2588	23.89	0.2449
Highest		1	14	23.78	0.2388	23.40	0.2188
Lowest	16QAM	1	7	23.44	0.2208	23.19	0.2084
Middle		1	7	23.54	0.2259	22.88	0.1941
Highest		1	0	23.10	0.2042	22.89	0.1945
Limit	EIRP < 2W			Result		PASS	

LTE Band 2 / 5MHz							
Channel	Modulation	RB		Horizontal		Vertical	
		Size	Offset	EIRP(dBm)	EIRP(W)	EIRP(dBm)	EIRP(W)
Lowest	QPSK	1	12	23.82	0.2410	23.83	0.2415
Middle		1	24	23.51	0.2244	23.18	0.2080
Highest		1	12	23.64	0.2312	22.82	0.1914
Lowest	16QAM	1	0	22.64	0.1837	22.42	0.1746
Middle		1	12	22.97	0.1982	22.89	0.1945
Highest		1	24	23.03	0.2009	22.79	0.1901
Limit	EIRP < 2W			Result		PASS	

LTE Band 2 / 10MHz							
Channel	Modulation	RB		Horizontal		Vertical	
		Size	Offset	EIRP(dBm)	EIRP(W)	EIRP(dBm)	EIRP(W)
Lowest	QPSK	1	0	23.66	0.2323	23.81	0.2404
Middle		1	24	23.71	0.2350	23.60	0.2291
Highest		1	0	23.72	0.2355	23.35	0.2163
Lowest	16QAM	1	24	22.90	0.1950	22.93	0.1963
Middle		1	49	23.03	0.2009	23.19	0.2084
Highest		1	0	23.30	0.2138	22.76	0.1888
Limit	EIRP < 2W			Result		PASS	

LTE Band 2 / 15MHz							
Channel	Modulation	RB		Horizontal		Vertical	
		Size	Offset	EIRP(dBm)	EIRP(W)	EIRP(dBm)	EIRP(W)
Lowest	QPSK	1	37	23.98	0.2500	24.23	0.2649
Middle		1	0	23.93	0.2472	23.87	0.2438
Highest		1	0	23.81	0.2404	23.59	0.2286
Lowest	16QAM	1	0	22.73	0.1875	23.27	0.2123
Middle		1	74	23.24	0.2109	22.87	0.1936
Highest		1	0	23.44	0.2208	22.09	0.1618
Limit	EIRP < 2W			Result		PASS	

LTE Band 2 / 20MHz							
Channel	Modulation	RB		Horizontal		Vertical	
		Size	Offset	EIRP(dBm)	EIRP(W)	EIRP(dBm)	EIRP(W)
Lowest	QPSK	1	0	24.02	0.2523	24.03	0.2529
Middle		1	0	23.66	0.2323	23.79	0.2393
Highest		1	0	23.58	0.2280	23.54	0.2259
Lowest	16QAM	1	0	23.37	0.2173	23.02	0.2004
Middle		1	0	23.11	0.2046	23.33	0.2153
Highest		1	0	22.96	0.1977	22.75	0.1884
Limit	EIRP < 2W			Result		PASS	

LTE Band 4 / 1.4MHz							
Channel	Modulation	RB		Horizontal		Vertical	
		Size	Offset	EIRP(dBm)	EIRP(W)	EIRP(dBm)	EIRP(W)
Lowest	QPSK	1	2	25.69	0.3707	25.97	0.3954
Middle		1	2	25.94	0.3926	25.88	0.3873
Highest		3	1	23.42	0.2198	24.54	0.2844
Lowest	16QAM	3	1	24.07	0.2553	24.60	0.2884
Middle		1	0	24.06	0.2547	24.22	0.2642
Highest		1	0	23.45	0.2213	24.54	0.2844
Limit	EIRP < 1W			Result		PASS	

LTE Band 4 / 3MHz							
Channel	Modulation	RB		Horizontal		Vertical	
		Size	Offset	EIRP(dBm)	EIRP(W)	EIRP(dBm)	EIRP(W)
Lowest	QPSK	1	7	26.33	0.4295	25.87	0.3864
Middle		1	7	25.43	0.3491	25.99	0.3972
Highest		1	7	24.68	0.2938	25.76	0.3767
Lowest	16QAM	1	14	24.77	0.2999	25.28	0.3373
Middle		1	0	24.86	0.3062	25.20	0.3311
Highest		1	7	23.87	0.2438	24.86	0.3062
Limit	EIRP < 1W			Result		PASS	

LTE Band 4 / 5MHz							
Channel	Modulation	RB		Horizontal		Vertical	
		Size	Offset	EIRP(dBm)	EIRP(W)	EIRP(dBm)	EIRP(W)
Lowest	QPSK	1	12	26.08	0.4055	26.47	0.4436
Middle		1	0	25.56	0.3597	25.63	0.3656
Highest		1	12	25.22	0.3327	26.44	0.4406
Lowest	16QAM	1	0	24.83	0.3041	24.31	0.2698
Middle		1	0	24.42	0.2767	24.98	0.3148
Highest		1	12	23.71	0.2350	24.25	0.2661
Limit	EIRP < 1W			Result		PASS	

LTE Band 4/ 10MHz							
Channel	Modulation	RB		Horizontal		Vertical	
		Size	Offset	EIRP(dBm)	EIRP(W)	EIRP(dBm)	EIRP(W)
Lowest	QPSK	1	0	26.19	0.4159	25.68	0.3698
Middle		1	24	25.74	0.3750	25.86	0.3855
Highest		1	0	24.91	0.3097	26.05	0.4027
Lowest	16QAM	1	0	24.67	0.2931	25.03	0.3184
Middle		1	0	24.34	0.2716	25.76	0.3767
Highest		1	0	24.03	0.2529	24.58	0.2871
Limit	EIRP < 1W			Result		PASS	

LTE Band 4 / 15MHz							
Channel	Modulation	RB		Horizontal		Vertical	
		Size	Offset	EIRP(dBm)	EIRP(W)	EIRP(dBm)	EIRP(W)
Lowest	QPSK	1	0	25.93	0.3917	25.63	0.3656
Middle		1	0	25.44	0.3499	25.73	0.3741
Highest		1	0	25.11	0.3243	26.05	0.4027
Lowest	16QAM	1	37	25.03	0.3184	24.75	0.2985
Middle		1	0	24.46	0.2793	24.86	0.3062
Highest		1	0	23.84	0.2421	24.89	0.3083
Limit	EIRP < 1W			Result		PASS	

LTE Band 4 / 20MHz							
Channel	Modulation	RB		Horizontal		Vertical	
		Size	Offset	EIRP(dBm)	EIRP(W)	EIRP(dBm)	EIRP(W)
Lowest	QPSK	1	0	25.56	0.3597	25.66	0.3681
Middle		1	0	25.12	0.3251	25.44	0.3499
Highest		1	0	25.58	0.3614	25.92	0.3908
Lowest	16QAM	1	0	25.09	0.3228	25.25	0.3350
Middle		1	0	24.21	0.2636	24.58	0.2871
Highest		1	0	25.23	0.3334	25.15	0.3273
Limit	EIRP < 1W			Result		PASS	

LTE Band 5 / 1.4MHz							
Channel	Modulation	RB		Horizontal		Vertical	
		Size	Offset	ERP(dBm)	ERP(W)	ERP(dBm)	ERP(W)
Lowest	QPSK	3	1	18.02	0.0634	7.63	0.0058
Middle		3	0	18.27	0.0671	7.43	0.0055
Highest		3	0	18.34	0.0682	7.73	0.0059
Lowest	16QAM	3	1	17.29	0.0536	6.41	0.0044
Middle		3	2	17.75	0.0596	6.33	0.0043
Highest		3	2	17.96	0.0625	7.18	0.0052
Limit	ERP < 7W			Result		PASS	

LTE Band 5 / 3MHz							
Channel	Modulation	RB		Horizontal		Vertical	
		Size	Offset	ERP(dBm)	ERP(W)	ERP(dBm)	ERP(W)
Lowest	QPSK	1	7	19.13	0.0818	9.21	0.0083
Middle		1	7	19.50	0.0891	8.45	0.0070
Highest		1	7	19.68	0.0929	8.31	0.0068
Lowest	16QAM	1	7	18.24	0.0667	7.73	0.0059
Middle		1	0	18.90	0.0776	7.67	0.0058
Highest		1	14	18.59	0.0723	8.03	0.0064
Limit	ERP < 7W			Result		PASS	

LTE Band 5 / 5MHz							
Channel	Modulation	RB		Horizontal		Vertical	
		Size	Offset	ERP(dBm)	ERP(W)	ERP(dBm)	ERP(W)
Lowest	QPSK	1	12	19.74	0.0942	8.53	0.0071
Middle		1	12	19.42	0.0875	8.25	0.0067
Highest		1	12	19.69	0.0931	8.77	0.0075
Lowest	16QAM	1	12	19.04	0.0802	8.00	0.0063
Middle		1	12	19.01	0.0796	8.24	0.0067
Highest		1	12	18.93	0.0782	8.17	0.0066
Limit	ERP < 7W			Result		PASS	

LTE Band 5 / 10MHz							
Channel	Modulation	RB		Horizontal		Vertical	
		Size	Offset	ERP(dBm)	ERP(W)	ERP(dBm)	ERP(W)
Lowest	QPSK	1	24	19.39	0.0869	8.42	0.0070
Middle		1	24	19.61	0.0914	8.61	0.0073
Highest		1	24	19.64	0.0920	8.89	0.0077
Lowest	16QAM	1	0	18.45	0.0700	8.21	0.0066
Middle		1	0	18.65	0.0733	7.98	0.0063
Highest		1	0	18.52	0.0711	7.48	0.0056
Limit	ERP < 7W			Result		PASS	

LTE Band 12 / 1.4MHz							
Channel	Modulation	RB		Horizontal		Vertical	
		Size	Offset	ERP(dBm)	ERP(W)	ERP(dBm)	ERP(W)
Lowest	QPSK	1	2	17.25	0.0531	6.94	0.0049
Middle		3	1	15.78	0.0378	5.43	0.0035
Highest		3	1	15.72	0.0373	4.91	0.0031
Lowest	16QAM	1	0	16.21	0.0418	5.55	0.0036
Middle		1	2	16.21	0.0418	5.83	0.0038
Highest		1	2	16.30	0.0427	4.45	0.0028
Limit	ERP < 3W			Result		PASS	

LTE Band 12 / 3MHz							
Channel	Modulation	RB		Horizontal		Vertical	
		Size	Offset	ERP(dBm)	ERP(W)	ERP(dBm)	ERP(W)
Lowest	QPSK	1	7	17.20	0.0525	6.77	0.0048
Middle		1	7	17.16	0.0520	6.90	0.0049
Highest		1	7	17.60	0.0575	6.23	0.0042
Lowest	16QAM	1	0	16.39	0.0436	5.90	0.0039
Middle		1	0	16.28	0.0425	5.73	0.0037
Highest		1	7	15.88	0.0387	4.91	0.0031
Limit	ERP < 3W			Result		PASS	

LTE Band 12 / 5MHz							
Channel	Modulation	RB		Horizontal		Vertical	
		Size	Offset	ERP(dBm)	ERP(W)	ERP(dBm)	ERP(W)
Lowest	QPSK	1	12	17.51	0.0564	6.53	0.0045
Middle		1	12	16.90	0.0490	6.81	0.0048
Highest		1	24	16.57	0.0454	5.88	0.0039
Lowest	16QAM	1	12	16.83	0.0482	5.73	0.0037
Middle		1	24	16.62	0.0459	5.84	0.0038
Highest		1	24	16.03	0.0401	5.13	0.0033
Limit	ERP < 3W			Result		PASS	

LTE Band 12 / 10MHz							
Channel	Modulation	RB		Horizontal		Vertical	
		Size	Offset	ERP(dBm)	ERP(W)	ERP(dBm)	ERP(W)
Lowest	QPSK	1	0	16.99	0.0500	6.11	0.0041
Middle		1	0	17.18	0.0522	5.71	0.0037
Highest		1	0	16.81	0.0480	6.52	0.0045
Lowest	16QAM	1	49	16.20	0.0417	5.25	0.0033
Middle		1	0	16.60	0.0457	5.36	0.0034
Highest		1	0	16.25	0.0422	5.62	0.0036
Limit	ERP < 3W			Result		PASS	

Spot Check for EIRP

LTE Band 4 / 5MHz							
Channel	Modulation	RB		Horizontal		Vertical	
		Size	Offset	EIRP(dBm)	EIRP(W)	EIRP(dBm)	EIRP(W)
Lowest	QPSK	1	12	25.51	0.3553	24.60	0.2883
Middle		1	0	24.21	0.2635	24.02	0.2524
Highest		1	12	24.93	0.3114	24.80	0.3019
Lowest	16QAM	1	0	23.64	0.2314	23.70	0.2343
Middle		1	0	23.30	0.2138	23.47	0.2225
Highest		1	12	24.00	0.2512	23.52	0.2252
Limit	EIRP < 1W			Result		PASS	

Radiated Spurious Emission

LTE Band 2 / 1.4MHz / QPSK / RB Size 1 Offset 0									
Channel	Frequency (MHz)	EIRP (dBm)	Limit (dBm)	Over Limit (dB)	SPA Reading (dBm)	S.G. Power (dBm)	TX Cable loss (dB)	TX Antenna Gain (dBi)	Polarization (H/V)
Middle	3759	-53.25	-13	-40.25	-67.45	-57.85	3	7.60	H
	5638	-50.20	-13	-37.20	-63.99	-56.46	3.84	10.10	H
	7518	-42.57	-13	-29.57	-62.35	-50.07	4.43	11.93	H
	3759	-53.74	-13	-40.74	-66.23	-58.34	3	7.60	V
	5639	-51.13	-13	-38.13	-63.54	-57.39	3.84	10.10	V
	7518	-46.11	-13	-33.11	-63.9	-53.61	4.43	11.93	V

Remark: Spurious emissions within 30-1000MHz were found more than 20dB below limit line.

LTE Band 2 / 3MHz / QPSK / RB Size 1 Offset 0									
Channel	Frequency (MHz)	EIRP (dBm)	Limit (dBm)	Over Limit (dB)	SPA Reading (dBm)	S.G. Power (dBm)	TX Cable loss (dB)	TX Antenna Gain (dBi)	Polarization (H/V)
Middle	3756	-52.40	-13	-39.40	-66.60	-57.00	3	7.60	H
	5636	-49.94	-13	-36.94	-63.73	-56.20	3.84	10.10	H
	7515	-41.93	-13	-28.93	-61.71	-49.43	4.43	11.93	H
	3756	-53.70	-13	-40.70	-66.19	-58.30	3	7.60	V
	5636	-50.70	-13	-37.70	-63.11	-56.96	3.84	10.10	V
	7515	-44.66	-13	-31.66	-62.45	-52.16	4.43	11.93	V

Remark: Spurious emissions within 30-1000MHz were found more than 20dB below limit line.

LTE Band 2 / 5MHz / QPSK / RB Size 1 Offset 0									
Channel	Frequency (MHz)	EIRP (dBm)	Limit (dBm)	Over Limit (dB)	SPA Reading (dBm)	S.G. Power (dBm)	TX Cable loss (dB)	TX Antenna Gain (dBi)	Polarization (H/V)
Middle	3756	-52.26	-13	-39.26	-66.46	-56.86	3	7.60	H
	5634	-48.33	-13	-35.33	-62.12	-54.59	3.84	10.10	H
	7512	-42.67	-13	-29.67	-62.45	-50.17	4.43	11.93	H
	3756	-54.26	-13	-41.26	-66.75	-58.86	3	7.60	V
	5634	-50.69	-13	-37.69	-63.1	-56.95	3.84	10.10	V
	7512	-44.75	-13	-31.75	-62.54	-52.25	4.43	11.93	V

Remark: Spurious emissions within 30-1000MHz were found more than 20dB below limit line.

LTE Band 2 / 10MHz / QPSK / RB Size 1 Offset 0									
Channel	Frequency (MHz)	EIRP (dBm)	Limit (dBm)	Over Limit (dB)	SPA Reading (dBm)	S.G. Power (dBm)	TX Cable loss (dB)	TX Antenna Gain (dBi)	Polarization (H/V)
Middle	3751	-51.21	-13	-38.21	-65.41	-55.81	3	7.60	H
	5628	-47.86	-13	-34.86	-61.65	-54.12	3.84	10.10	H
	7503	-43.15	-13	-30.15	-62.93	-50.65	4.43	11.93	H
	3750	-53.14	-13	-40.14	-65.63	-57.74	3	7.60	V
	5627	-48.65	-13	-35.65	-61.06	-54.91	3.84	10.10	V
	7503	-45.01	-13	-32.01	-62.8	-52.51	4.43	11.93	V

Remark: Spurious emissions within 30-1000MHz were found more than 20dB below limit line.

LTE Band 2 / 15MHz / QPSK / RB Size 1 Offset 0									
Channel	Frequency (MHz)	EIRP (dBm)	Limit (dBm)	Over Limit (dB)	SPA Reading (dBm)	S.G. Power (dBm)	TX Cable loss (dB)	TX Antenna Gain (dBi)	Polarization (H/V)
Middle	3747	-51.61	-13	-38.61	-65.81	-56.21	3	7.60	H
	5621	-47.29	-13	-34.29	-61.08	-53.55	3.84	10.10	H
	7494	-39.84	-13	-26.84	-59.62	-47.34	4.43	11.93	H
	3747	-51.49	-13	-38.49	-63.98	-56.09	3	7.60	V
	5621	-49.37	-13	-36.37	-61.78	-55.63	3.84	10.10	V
	7494	-44.65	-13	-31.65	-62.44	-52.15	4.43	11.93	V

Remark: Spurious emissions within 30-1000MHz were found more than 20dB below limit line.

LTE Band 2 / 20MHz / QPSK / RB Size 1 Offset 0									
Channel	Frequency (MHz)	EIRP (dBm)	Limit (dBm)	Over Limit (dB)	SPA Reading (dBm)	S.G. Power (dBm)	TX Cable loss (dB)	TX Antenna Gain (dBi)	Polarization (H/V)
Middle	3741	-50.55	-13	-37.55	-64.75	-55.15	3	7.60	H
	5614	-48.42	-13	-35.42	-62.21	-54.68	3.84	10.10	H
	7485	-42.58	-13	-29.58	-62.36	-50.08	4.43	11.93	H
	3741	-51.99	-13	-38.99	-64.48	-56.59	3	7.60	V
	5614	-49.30	-13	-36.30	-61.71	-55.56	3.84	10.10	V
	7485	-43.31	-13	-30.31	-61.1	-50.81	4.43	11.93	V

Remark: Spurious emissions within 30-1000MHz were found more than 20dB below limit line.

LTE Band 4 / 1.4MHz / QPSK / RB Size 1 Offset 0									
Channel	Frequency (MHz)	EIRP (dBm)	Limit (dBm)	Over Limit (dB)	SPA Reading (dBm)	S.G. Power (dBm)	TX Cable loss (dB)	TX Antenna Gain (dBi)	Polarization (H/V)
Middle	3465	-51.97	-13	-38.97	-66.10	-56.34	3.12	7.49	H
	5196	-49.54	-13	-36.54	-62.69	-55.34	3.65	9.45	H
	6927	-45.01	-13	-32.01	-61.87	-52.21	4.15	11.35	H
	3465	-53.34	-13	-40.34	-66.16	-57.71	3.12	7.49	V
	5196	-50.14	-13	-37.14	-64.15	-55.94	3.65	9.45	V
	6927	-47.20	-13	-34.20	-62.45	-54.40	4.15	11.35	V

Remark: Spurious emissions within 30-1000MHz were found more than 20dB below limit line.

LTE Band 4 / 3MHz / QPSK / RB Size 1 Offset 0									
Channel	Frequency (MHz)	EIRP (dBm)	Limit (dBm)	Over Limit (dB)	SPA Reading (dBm)	S.G. Power (dBm)	TX Cable loss (dB)	TX Antenna Gain (dBi)	Polarization (H/V)
Middle	3462	-50.86	-13	-37.86	-64.99	-55.23	3.12	7.49	H
	5194	-50.10	-13	-37.10	-63.25	-55.90	3.65	9.45	H
	6924	-44.64	-13	-31.64	-61.50	-51.84	4.15	11.35	H
	3462	-51.98	-13	-38.98	-64.8	-56.35	3.12	7.49	V
	5194	-50.35	-13	-37.35	-64.36	-56.15	3.65	9.45	V
	6924	-46.87	-13	-33.87	-62.12	-54.07	4.15	11.35	V

Remark: Spurious emissions within 30-1000MHz were found more than 20dB below limit line.

LTE Band 4 / 5MHz / QPSK / RB Size 1 Offset 0									
Channel	Frequency (MHz)	EIRP (dBm)	Limit (dBm)	Over Limit (dB)	SPA Reading (dBm)	S.G. Power (dBm)	TX Cable loss (dB)	TX Antenna Gain (dBi)	Polarization (H/V)
Middle	3462	-52.28	-13	-39.28	-66.41	-56.65	3.12	7.49	H
	5192	-49.84	-13	-36.84	-62.99	-55.64	3.65	9.45	H
	6921	-45.47	-13	-32.47	-62.33	-52.67	4.15	11.35	H
	3462	-54.02	-13	-41.02	-66.84	-58.39	3.12	7.49	V
	5192	-50.02	-13	-37.02	-64.03	-55.82	3.65	9.45	V
	6921	-46.12	-13	-33.12	-61.37	-53.32	4.15	11.35	V

Remark: Spurious emissions within 30-1000MHz were found more than 20dB below limit line.

LTE Band 4 / 10MHz / QPSK / RB Size 1 Offset 0									
Channel	Frequency (MHz)	EIRP (dBm)	Limit (dBm)	Over Limit (dB)	SPA Reading (dBm)	S.G. Power (dBm)	TX Cable loss (dB)	TX Antenna Gain (dBi)	Polarization (H/V)
Middle	3456	-50.10	-13	-37.10	-64.23	-54.47	3.12	7.49	H
	5184	-47.13	-13	-34.13	-60.28	-52.93	3.65	9.45	H
	6912	-44.84	-13	-31.84	-61.70	-52.04	4.15	11.35	H
	3456	-52.36	-13	-39.36	-65.18	-56.73	3.12	7.49	V
	5184	-48.10	-13	-35.10	-62.11	-53.90	3.65	9.45	V
	6912	-46.90	-13	-33.90	-62.15	-54.10	4.15	11.35	V

Remark: Spurious emissions within 30-1000MHz were found more than 20dB below limit line.

LTE Band 4 / 15MHz / QPSK / RB Size 1 Offset 0									
Channel	Frequency (MHz)	EIRP (dBm)	Limit (dBm)	Over Limit (dB)	SPA Reading (dBm)	S.G. Power (dBm)	TX Cable loss (dB)	TX Antenna Gain (dBi)	Polarization (H/V)
Middle	3453	-51.56	-13	-38.56	-65.69	-55.93	3.12	7.49	H
	5179	-49.79	-13	-36.79	-62.94	-55.59	3.65	9.45	H
	6906	-45.33	-13	-32.33	-62.19	-52.53	4.15	11.35	H
	3453	-52.36	-13	-39.36	-65.18	-56.73	3.12	7.49	V
	5179	-48.35	-13	-35.35	-62.36	-54.15	3.65	9.45	V
	6906	-47.49	-13	-34.49	-62.74	-54.69	4.15	11.35	V

Remark: Spurious emissions within 30-1000MHz were found more than 20dB below limit line.

LTE Band 4 / 20MHz / QPSK / RB Size 1 Offset 0									
Channel	Frequency (MHz)	EIRP (dBm)	Limit (dBm)	Over Limit (dB)	SPA Reading (dBm)	S.G. Power (dBm)	TX Cable loss (dB)	TX Antenna Gain (dBi)	Polarization (H/V)
Middle	3447	-51.89	-13	-38.89	-66.02	-56.26	3.12	7.49	H
	5171	-49.73	-13	-36.73	-62.88	-55.53	3.65	9.45	H
	6894	-45.74	-13	-32.74	-62.60	-52.94	4.15	11.35	H
	3447	-52.88	-13	-39.88	-65.7	-57.25	3.12	7.49	V
	5171	-49.69	-13	-36.69	-63.7	-55.49	3.65	9.45	V
	6894	-47.33	-13	-34.33	-62.58	-54.53	4.15	11.35	V

Remark: Spurious emissions within 30-1000MHz were found more than 20dB below limit line.

LTE Band 5 / 1.4MHz / QPSK / RB Size 1 Offset 0									
Channel	Frequency (MHz)	EIRP (dBm)	Limit (dBm)	Over Limit (dB)	SPA Reading (dBm)	S.G. Power (dBm)	TX Cable loss (dB)	TX Antenna Gain (dBi)	Polarization (H/V)
Middle	1672	-40.62	-13	-27.62	-46.72	-42.51	1.86	5.90	H
	2508	-56.02	-13	-43.02	-65.05	-58.36	2.31	6.80	H
	3345	-54.17	-13	-41.17	-66.80	-56.57	2.85	7.40	H
	1672	-40.33	-13	-27.33	-46.28	-42.22	1.86	5.90	V
	2508	-54.18	-13	-41.18	-65.15	-56.52	2.31	6.80	V
	3345	-52.84	-13	-39.84	-66.82	-55.24	2.85	7.40	V

Remark: Spurious emissions within 30-1000MHz were found more than 20dB below limit line.

LTE Band 5 / 3MHz / QPSK / RB Size 1 Offset 0									
Channel	Frequency (MHz)	ERP (dBm)	Limit (dBm)	Over Limit (dB)	SPA Reading (dBm)	S.G. Power (dBm)	TX Cable loss (dB)	TX Antenna Gain (dBi)	Polarization (H/V)
Middle	1670	-40.88	-13	-27.88	-46.95	-42.77	1.86	5.90	H
	2506	-55.63	-13	-42.63	-64.66	-57.97	2.31	6.80	H
	3342	-53.99	-13	-40.99	-66.62	-56.39	2.85	7.40	H
	1670	-39.74	-13	-26.74	-45.85	-41.63	1.86	5.90	V
	2506	-53.94	-13	-40.94	-64.91	-56.28	2.31	6.80	V
	3342	-52.28	-13	-39.28	-66.26	-54.68	2.85	7.40	V

Remark: Spurious emissions within 30-1000MHz were found more than 20dB below limit line.

LTE Band 5 / 5MHz / QPSK / RB Size 1 Offset 0									
Channel	Frequency (MHz)	ERP (dBm)	Limit (dBm)	Over Limit (dB)	SPA Reading (dBm)	S.G. Power (dBm)	TX Cable loss (dB)	TX Antenna Gain (dBi)	Polarization (H/V)
Middle	1668	-40.74	-13	-27.74	-46.82	-42.63	1.86	5.90	H
	2504	-55.63	-13	-42.63	-64.66	-57.97	2.31	6.80	H
	3339	-53.42	-13	-40.42	-66.05	-55.82	2.85	7.40	H
	1670	-40.80	-13	-27.80	-46.54	-42.69	1.86	5.90	V
	2503	-49.88	-13	-36.88	-60.85	-52.22	2.31	6.80	V
	3339	-52.99	-13	-39.99	-66.97	-55.39	2.85	7.40	V

Remark: Spurious emissions within 30-1000MHz were found more than 20dB below limit line.

LTE Band 5 / 10MHz / QPSK / RB Size 1 Offset 0									
Channel	Frequency (MHz)	ERP (dBm)	Limit (dBm)	Over Limit (dB)	SPA Reading (dBm)	S.G. Power (dBm)	TX Cable loss (dB)	TX Antenna Gain (dBi)	Polarization (H/V)
Middle	1664	-42.51	-13	-29.51	-48.00	-44.40	1.86	5.90	H
	2496.5	-55.93	-13	-42.93	-64.96	-58.27	2.31	6.80	H
	3327	-53.40	-13	-40.40	-66.03	-55.80	2.85	7.40	H
	1664	-41.50	-13	-28.50	-47.14	-43.39	1.86	5.90	V
	2496	-51.30	-13	-38.30	-62.27	-53.64	2.31	6.80	V
	3327	-52.63	-13	-39.63	-66.61	-55.03	2.85	7.40	V

Remark: Spurious emissions within 30-1000MHz were found more than 20dB below limit line.

LTE Band 12 / 1.4MHz / QPSK / RB Size 1 Offset 0									
Channel	Frequency (MHz)	ERP (dBm)	Limit (dBm)	Over Limit (dB)	SPA Reading (dBm)	S.G. Power (dBm)	TX Cable loss (dB)	TX Antenna Gain (dBi)	Polarization (H/V)
Middle	1414	-58.08	-13	-45.08	-54.50	-59.06	1.75	4.88	H
	2122	-38.08	-13	-25.08	-49.10	-39.70	2.16	5.93	H
	2829	-55.35	-13	-42.35	-65.77	-57.38	2.48	6.66	H
	1414	-56.45	-13	-43.45	-54.92	-57.43	1.75	4.88	V
	2122	-42.04	-13	-29.04	-53.96	-43.66	2.16	5.93	V
	2828	-54.09	-13	-41.09	-65.6	-56.12	2.48	6.66	V

Remark: Spurious emissions within 30-1000MHz were found more than 20dB below limit line.

LTE Band 12 / 3MHz / QPSK / RB Size 1 Offset 0									
Channel	Frequency (MHz)	ERP (dBm)	Limit (dBm)	Over Limit (dB)	SPA Reading (dBm)	S.G. Power (dBm)	TX Cable loss (dB)	TX Antenna Gain (dBi)	Polarization (H/V)
Middle	1412	-58.74	-13	-45.74	-55.16	-59.72	1.75	4.88	H
	2120	-37.41	-13	-24.41	-48.58	-39.03	2.16	5.93	H
	2825	-55.35	-13	-42.35	-65.77	-57.38	2.48	6.66	H
	1412	-57.25	-13	-44.25	-55.72	-58.23	1.75	4.88	V
	2119	-39.68	-13	-26.68	-52.23	-41.30	2.16	5.93	V
	2825	-54.08	-13	-41.08	-65.59	-56.11	2.48	6.66	V

Remark: Spurious emissions within 30-1000MHz were found more than 20dB below limit line.

LTE Band 12 / 5MHz / QPSK / RB Size 1 Offset 0									
Channel	Frequency (MHz)	ERP (dBm)	Limit (dBm)	Over Limit (dB)	SPA Reading (dBm)	S.G. Power (dBm)	TX Cable loss (dB)	TX Antenna Gain (dBi)	Polarization (H/V)
Middle	1410	-60.09	-13	-47.09	-56.51	-61.07	1.75	4.88	H
	2116	-37.05	-13	-24.05	-48.30	-38.67	2.16	5.93	H
	2822	-56.08	-13	-43.08	-66.50	-58.11	2.48	6.66	H
	1411	-59.21	-13	-46.21	-57.68	-60.19	1.75	4.88	V
	2116	-38.91	-13	-25.91	-51.58	-40.53	2.16	5.93	V
	2822	-54.51	-13	-41.51	-66.02	-56.54	2.48	6.66	V

Remark: Spurious emissions within 30-1000MHz were found more than 20dB below limit line.

LTE Band 12 / 10MHz / QPSK / RB Size 1 Offset 0									
Channel	Frequency (MHz)	ERP (dBm)	Limit (dBm)	Over Limit (dB)	SPA Reading (dBm)	S.G. Power (dBm)	TX Cable loss (dB)	TX Antenna Gain (dBi)	Polarization (H/V)
Middle	1406	-58.81	-13	-45.81	-55.23	-59.79	1.75	4.88	H
	2110	-38.64	-13	-25.64	-49.52	-40.26	2.16	5.93	H
	2812	-55.17	-13	-42.17	-65.59	-57.20	2.48	6.66	H
	1406	-55.98	-13	-42.98	-54.45	-56.96	1.75	4.88	V
	2110	-43.00	-13	-30.00	-54.43	-44.62	2.16	5.93	V
	2812	-54.37	-13	-41.37	-65.88	-56.40	2.48	6.66	V

Remark: Spurious emissions within 30-1000MHz were found more than 20dB below limit line.

Spot Check for Radiated Spurious Emission

LTE Band 12 / 5MHz / QPSK / RB Size 1 Offset 0									
Channel	Frequency (MHz)	ERP (dBm)	Limit (dBm)	Over Limit (dB)	SPA Reading (dBm)	S.G. Power (dBm)	TX Cable loss (dB)	TX Antenna Gain (dBi)	Polarization (H/V)
Middle	1410	-53.82	-13	-40.82	-52.30	-54.80	1.75	4.88	H
	2120	-52.56	-13	-39.56	-58.57	-54.18	2.16	5.93	H
	2820	-53.50	-13	-40.50	-63.92	-55.53	2.48	6.66	H
	1412	-51.52	-13	-38.52	-52.53	-52.50	1.75	4.88	V
	2116	-52.57	-13	-39.57	-60.55	-54.19	2.16	5.93	V
	2820	-52.70	-13	-39.70	-64.21	-54.73	2.48	6.66	V

Remark: Spurious emissions within 30-1000MHz were found more than 20dB below limit line.

APPENDIX D. product equality declaration

TCT Mobile

5F, C building, No. 232, Liang Jing Road
ZhangJiang High-Tech Park, Pudong Area
Shanghai, P.R. China. 201203
TEL: +86(0)21 61460666
FAX: +86(0)21 61460602

Declaration of changes from Initial (Idol 3 5.5 NA 6045I) to Variant (Idol 3 5.5 cricket 6045O)

General: 6045O is a variant product of 6045I.

SOFTWARE MODIFICATIONS:

- Protocol Stack changes: NO
- MMS/STK/USAT/USIM changes: NO
- DM/SUPL/VT/FUMO/SWP/HCI: NO
- Reversible Call: NO
- Other changes detailed: 6045O have no DTM , have TTY.

HARDWARE MODIFICATIONS:

- Baseband changes: NO
- Band changes: YES,6045O have no B17/ B7
- Antenna changes: Main antenna changed, Diversity/GPS antenna changed, BT/WIFI antenna same as 6045I
- PCB Layout changes: NO
- Main components changes: NO

	Base Band	Transceiver	ASM	Power Amplifier	Tx SAW Filter	Rx SAW Filter（SAW Duplexer）
GSM 850	NO	NO	NO	NO	N/A	NO
GSM 900	NO	NO	NO	NO	N/A	NO
GSM 1800	NO	NO	NO	NO	N/A	NO
GSM 1900	NO	NO	NO	NO	N/A	NO

	Base Band	Transceiver	ASM	Power Amplifier	Tx SAW Filter	Rx SAW Filter（SAW Duplexer）
UMTS FDD I	NO	NO	NO	NO	N/A	NO
UMTS FDD II	NO	NO	NO	NO	NA	NO
UMTS FDD IV	NO	NO	NO	NO	N/A	NO
UMTS FDD V	NO	NO	NO	NO	N/A	NO

	Base Band	Transceiver	ASM	Power Amplifier	Tx SAW Filter	Rx SAW Filter（SAW Duplexer）
LTE B2	NO	NO	NO	NO	N/A	NO
LTE B4	NO	NO	NO	NO	N/A	NO
LTE B5	NO	NO	NO	NO	N/A	NO
LTE B12	NO	NO	NO	NO	N/A	NO

- Bluetooth changes: NO
- WiFi changes: NO
- FM changes: NO
- Other components changes:NO

  TP/LCD/ Camera changes: NO
- Other changes detailed: 6045O support HSDPA Category 14 and GPRS/EDGE class 10. 6045I support HSDPA Category 24 and GPRS/EDGE class 12.

MECHANICAL MODIFICATIONS:

- Use new metal front/back cover or keypad: NO
- Mechanical shell changes: NO

  Whole size of EUT: NO

  Distance of Ear reference point to bottom of handset: NO

  Other trinkets to change the surface of handset: NO
- Other changes detailed

APPROVED BY:

Project Manager:
Signature: 李福光
Date: 8-27