Maximum location: X=-55.00, Y=-63.00

SAR 10g (W/Kg)	**0.033162**
SAR 1g (W/Kg)	**0.061869**

Z (mm)	**0.00**	**4.00**	**9.00**	**14.00**	**19.00**
SAR (W/Kg)	**0.0000**	**0.0659**	**0.0323**	**0.0160**	**0.0088**

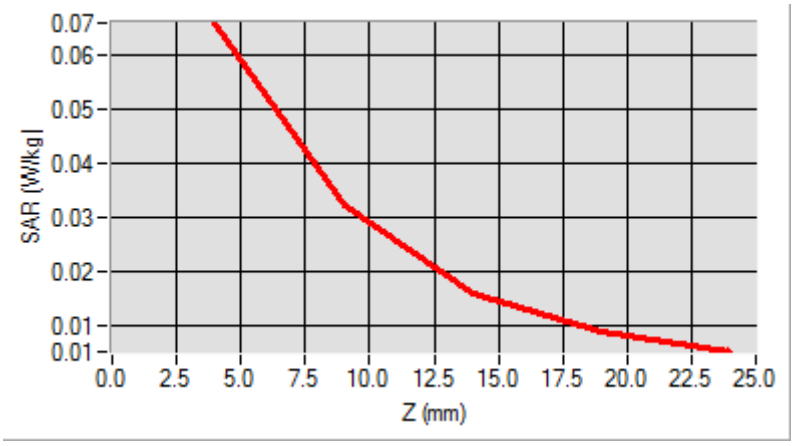

3D screen shot	**Hot spot position**
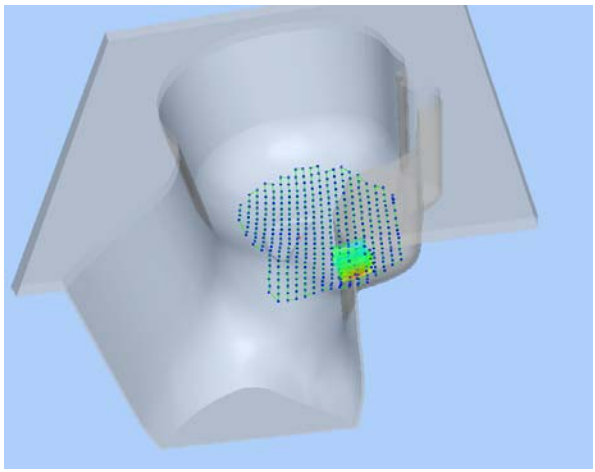	

MEASUREMENT 17

Type: Phone measurement (Complete)
Date of measurement: 07/28/2014
Measurement duration: 12 minutes 3 seconds
E-field Probe: SSE5 - SN 09/13 EP168; ConvF: 6.16; Calibrated: 03/21/2014

A. Experimental conditions

Area Scan	sam_direct_droit2_surf8mm.txt
Phantom	Left head
Device Position	Tilt
Band	GSM1900
Channels	Low
Signal	TDMA (Crest factor: 8.0)

B. SAR Measurement Results

Frequency (MHz)	1909.800000
Relative Permittivity (real part)	41.0200000
Conductivity (S/m)	1.450000
Power Variation (%)	-0.514000
Ambient Temperature	21.1
Liquid Temperature	21.3

SURFACE SAR	VOLUME SAR
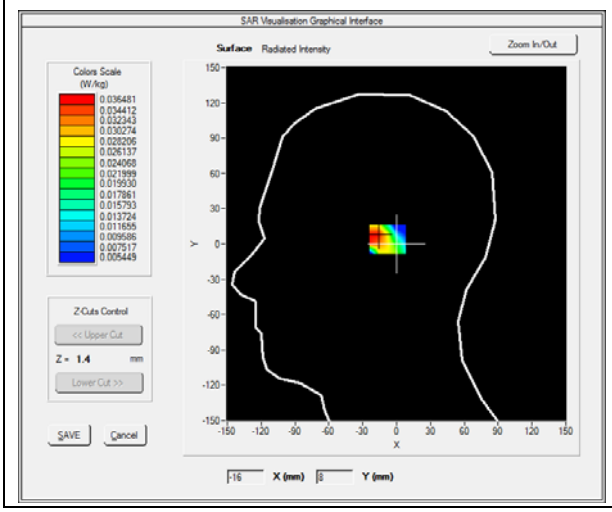	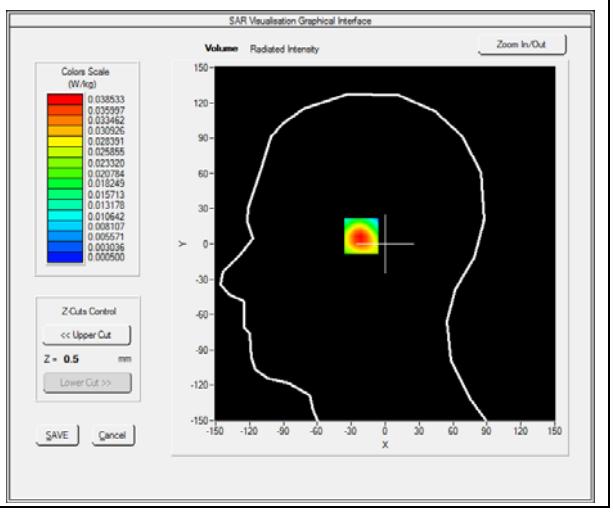

Maximum location: X=-20.00, Y=7.00

SAR 10g (W/Kg)	**0.019162**
SAR 1g (W/Kg)	**0.035527**

Z (mm)	**0.00**	**4.00**	**9.00**	**14.00**	**19.00**
SAR (W/Kg)	**0.0000**	**0.0385**	**0.0219**	**0.0122**	**0.0068**

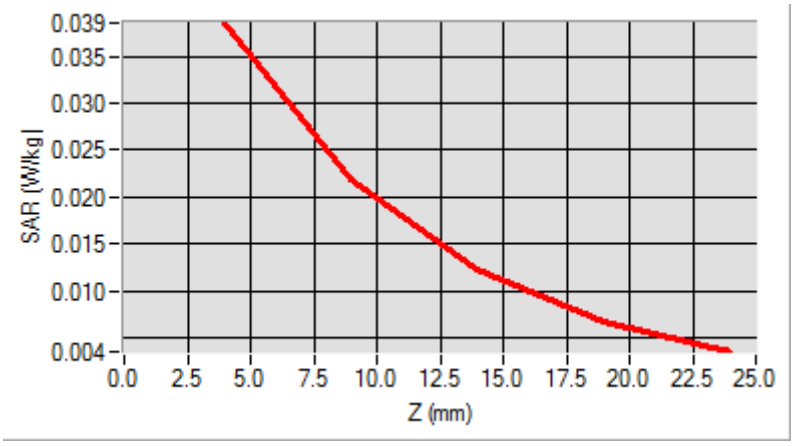

3D screen shot	**Hot spot position**
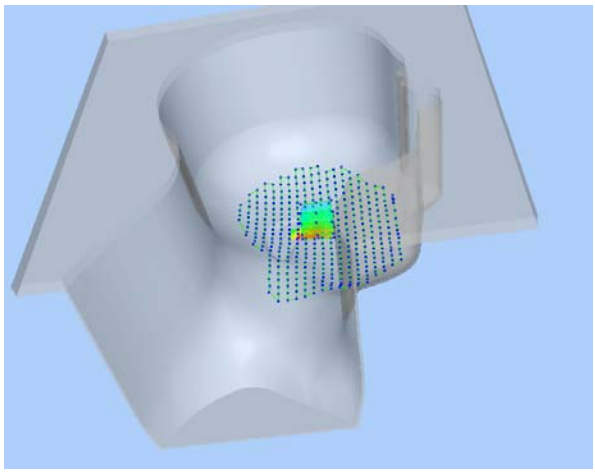	

MEASUREMENT 18

Type: Phone measurement (Complete)
Date of measurement: 07/28/2014
Measurement duration: 12 minutes 3 seconds
E-field Probe: SSE5 - SN 09/13 EP168; ConvF: 6.30; Calibrated: 03/21/2014

A. Experimental conditions

Area Scan	sam_direct_droit2_surf8mm.txt
Phantom	Flat Plane
Device Position	Back(Body-worn)
Band	GSM1900
Channels	High
Signal	TDMA (Crest factor: 8.0)

B. SAR Measurement Results

Frequency (MHz)	1909.800000
Relative Permittivity (real part)	53.960000
Conductivity (S/m)	1.560000
Power Variation (%)	0.768521
Ambient Temperature	21.1
Liquid Temperature	21.3

SURFACE SAR	VOLUME SAR
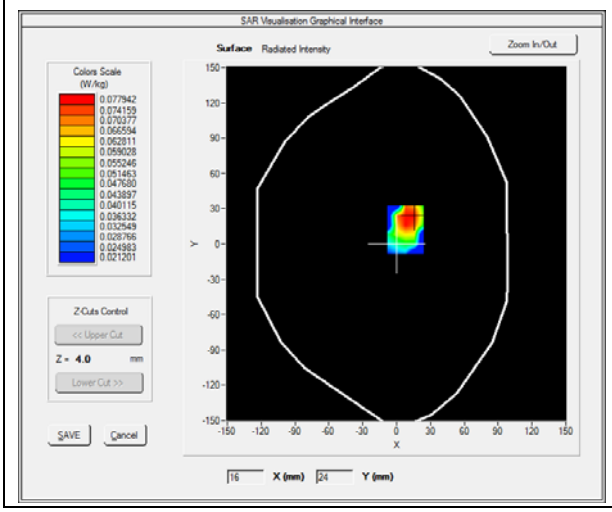	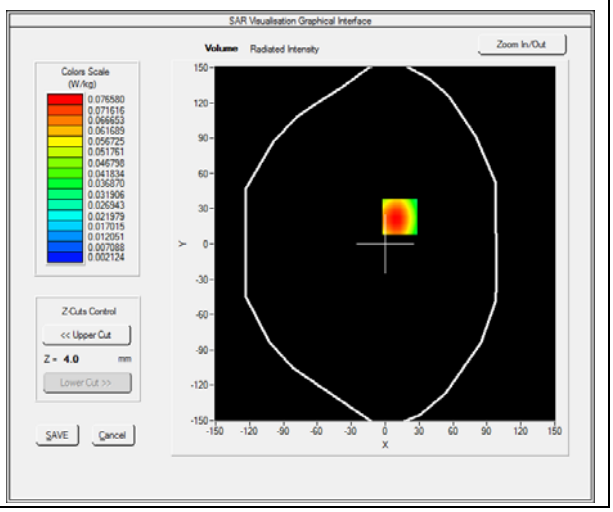

Maximum location: X=13.00, Y=23.00

SAR 10g (W/Kg)	**0.048888**
SAR 1g (W/Kg)	**0.088396**

Z (mm)	**0.00**	**4.00**	**9.00**	**14.00**	**19.00**
SAR (W/Kg)	**0.0000**	**0.0756**	**0.0417**	**0.0223**	**0.0118**

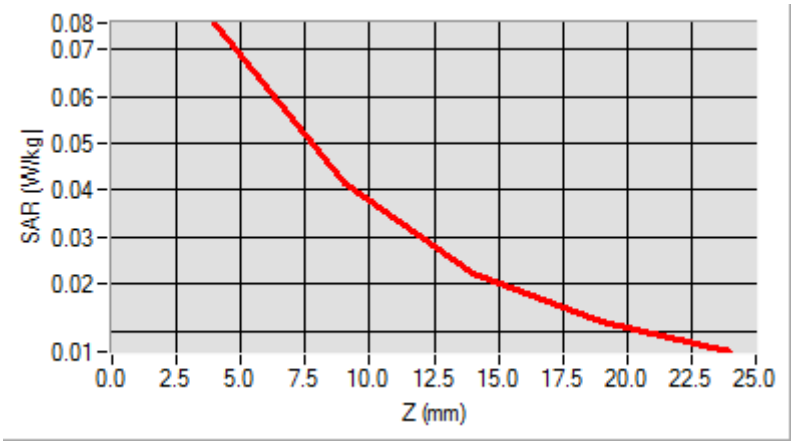

3D screen shot	**Hot spot position**
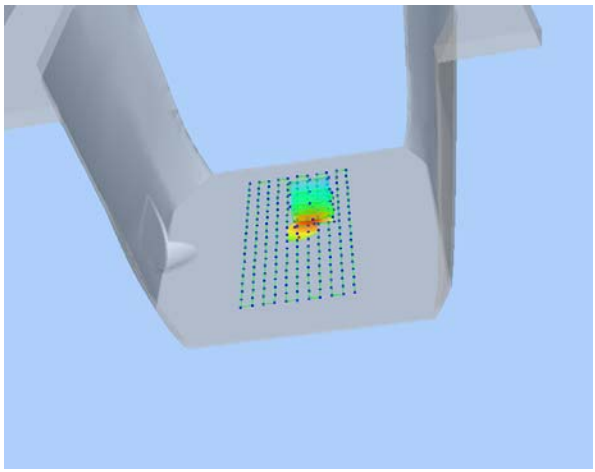	

MEASUREMENT 19

Type: Phone measurement (Complete)
Date of measurement: 07/28/2014
Measurement duration: 12 minutes 3 seconds
E-field Probe: SSE5 - SN 09/13 EP168; ConvF: 6.30; Calibrated: 03/21/2014

A. Experimental conditions

Area Scan	sam_direct_droit2_surf8mm.txt
Phantom	Flat Plane
Device Position	Front(Body-worn)
Band	GSM1900
Channels	High
Signal	TDMA (Crest factor: 8.0)

B. SAR Measurement Results

Frequency (MHz)	1909.800000
Relative Permittivity (real part)	53.960000
Conductivity (S/m)	1.560000
Power Variation (%)	0.768521
Ambient Temperature	21.1
Liquid Temperature	21.3

SURFACE SAR	VOLUME SAR
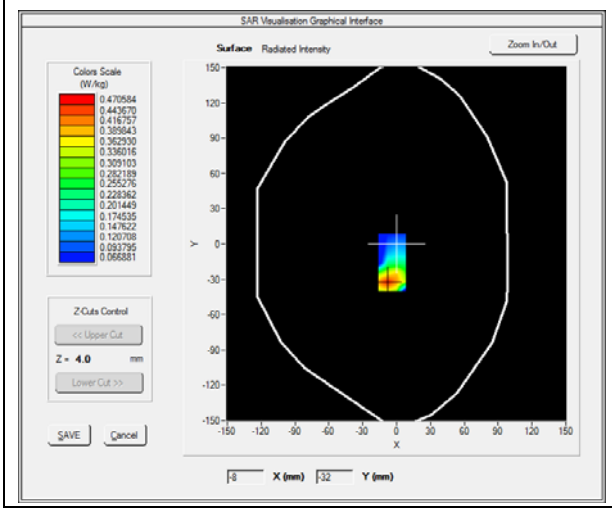	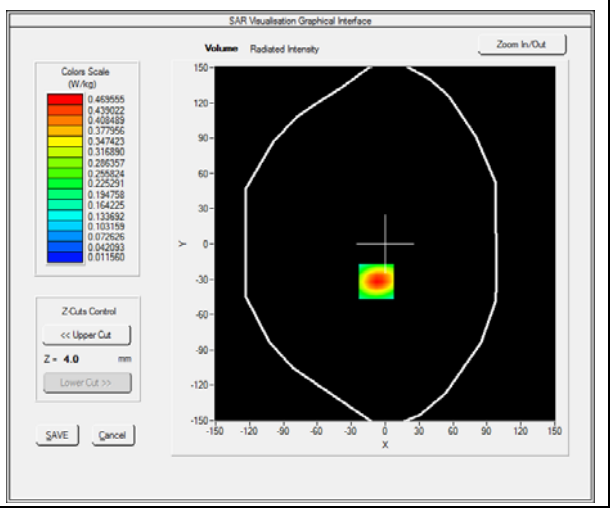

Maximum location: X=-8.00, Y=-32.00

SAR 10g (W/Kg)	**0.267537**
SAR 1g (W/Kg)	**0.527926**

Z (mm)	**0.00**	**4.00**	**9.00**	**14.00**	**19.00**
SAR (W/Kg)	**0.0000**	**0.4696**	**0.2421**	**0.1221**	**0.0628**

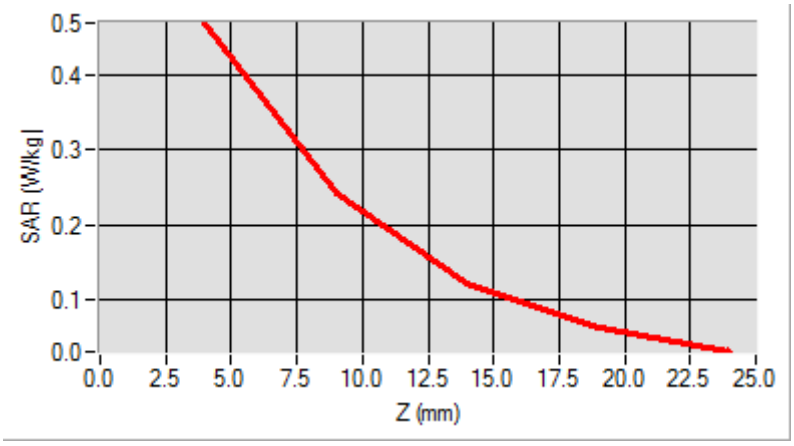

3D screen shot	**Hot spot position**
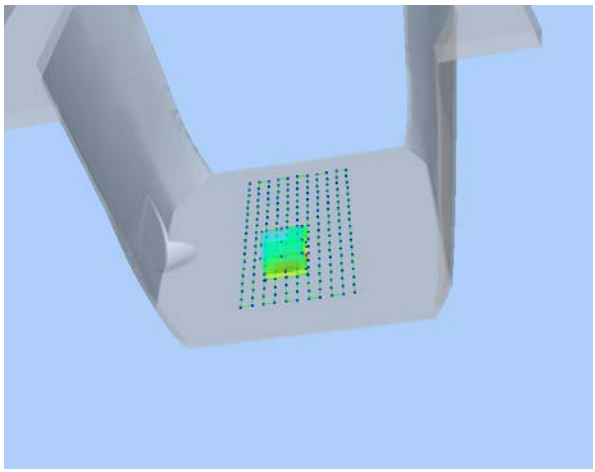	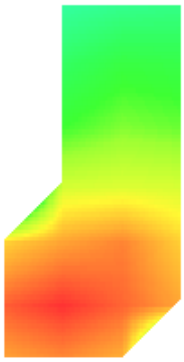

MEASUREMENT 20

Type: Phone measurement (Complete)
Date of measurement: 07/28/2014
Measurement duration: 12 minutes 3 seconds
E-field Probe: SSE5 - SN 09/13 EP168; ConvF: 6.30; Calibrated: 03/21/2014

A. Experimental conditions

Area Scan	sam_direct_droit2_surf8mm.txt
Phantom	Flat plane
Device Position	Back
Band	GPRS1900_4TX
Channels	Middle
Signal	Duty Cycle: 3.00 (Crest factor: 3.00)

B. SAR Measurement Results

Frequency (MHz)	1880.000000
Relative Permittivity (real part)	53.960000
Conductivity (S/m)	1.560000
Power Variation (%)	0.768521
Ambient Temperature	21.1
Liquid Temperature	21.3

SURFACE SAR	VOLUME SAR
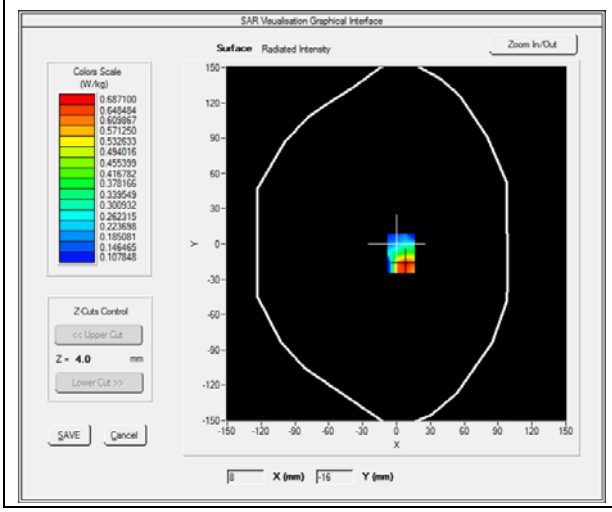	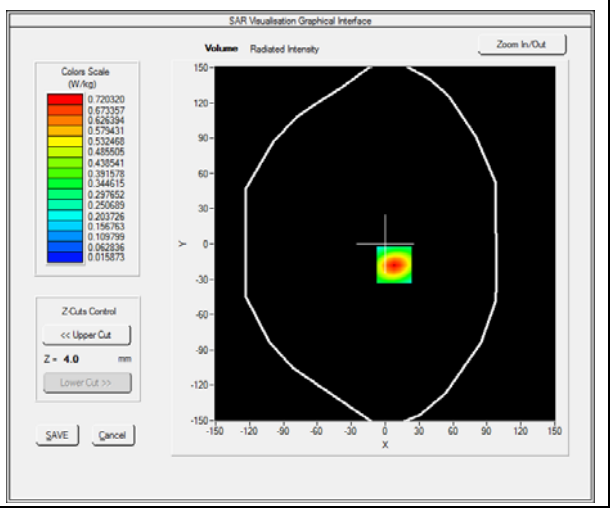

Maximum location: X=8.00, Y=-18.00

SAR 10g (W/Kg)	**0.331095**
SAR 1g (W/Kg)	**0.656894**

Z (mm)	**0.00**	**4.00**	**9.00**	**14.00**	**19.00**
SAR (W/Kg)	**0.0000**	**0.7203**	**0.3683**	**0.1847**	**0.0950**

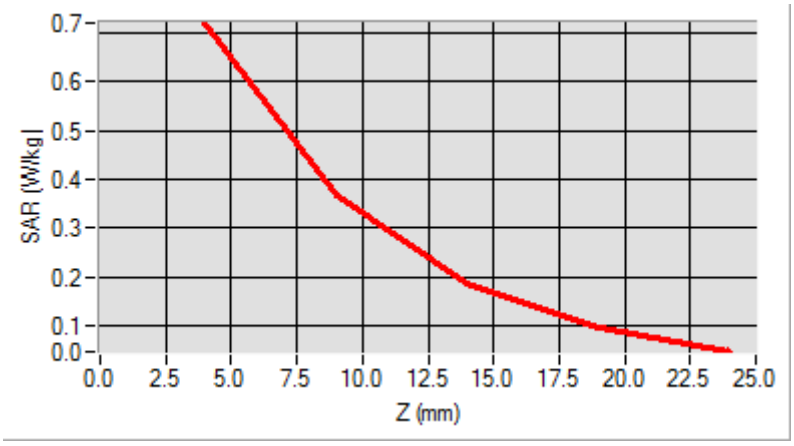

3D screen shot	**Hot spot position**
	

MEASUREMENT 21

Type: Phone measurement (Complete)
Date of measurement: 07/28/2014
Measurement duration: 12 minutes 3 seconds
E-field Probe: SSE5 - SN 09/13 EP168; ConvF: 6.30; Calibrated: 03/21/2014

A. Experimental conditions

Area Scan	sam_direct_droit2_surf8mm.txt
Phantom	Flat plane
Device Position	Front
Band	GPRS1900_4TX
Channels	Middle
Signal	Duty Cycle: 3.00 (Crest factor: 3.00)

B. SAR Measurement Results

Frequency (MHz)	1880.000000
Relative Permittivity (real part)	53.960000
Conductivity (S/m)	1.560000
Power Variation (%)	0.768521
Ambient Temperature	21.1
Liquid Temperature	21.3

SURFACE SAR	VOLUME SAR
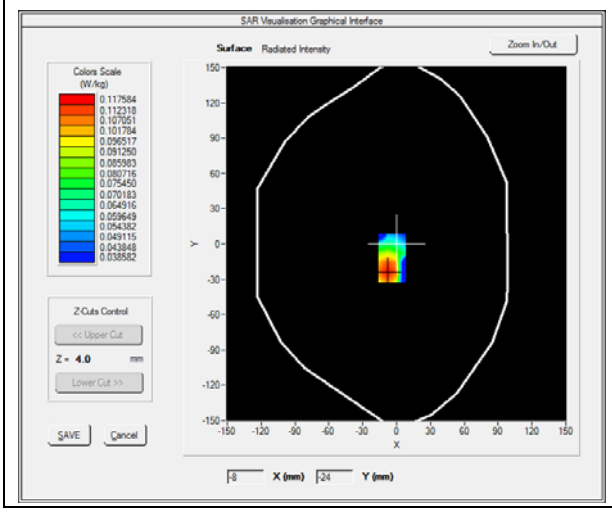	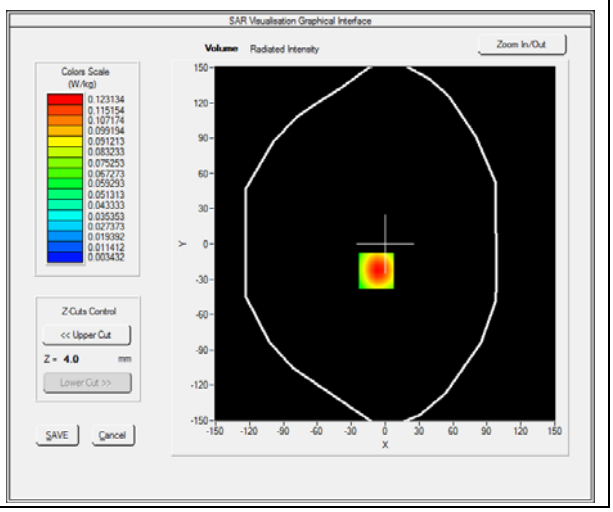

Maximum location: X=-8.00, Y=-23.00

SAR 10g (W/Kg)	**0.061593**
SAR 1g (W/Kg)	**0.115799**

Z (mm)	**0.00**	**4.00**	**9.00**	**14.00**	**19.00**
SAR (W/Kg)	**0.0000**	**0.1231**	**0.0622**	**0.0310**	**0.0161**

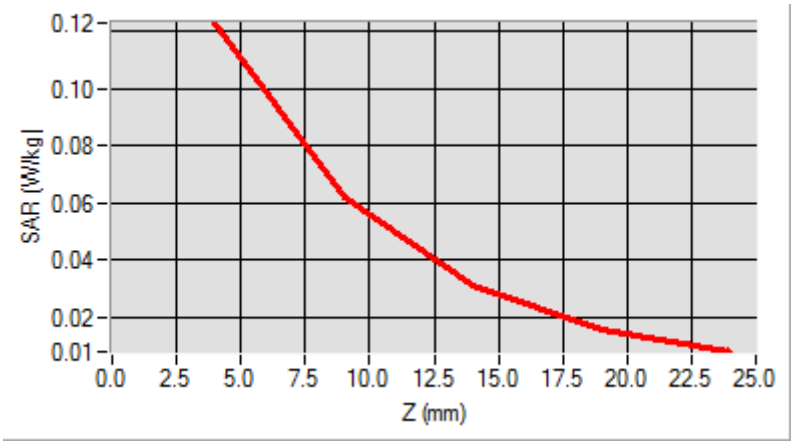

3D screen shot	**Hot spot position**
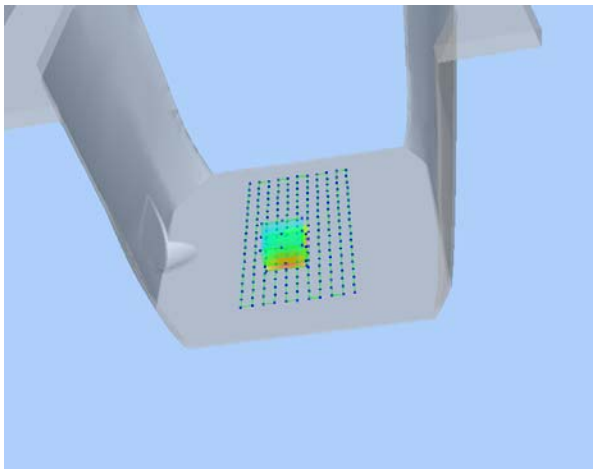	

MEASUREMENT 22

Type: Phone measurement (Complete)
Date of measurement: 07/28/2014
Measurement duration: 12 minutes 3 seconds
E-field Probe: SSE5 - SN 09/13 EP168; ConvF: 6.30; Calibrated: 03/21/2014

A. Experimental conditions

Area Scan	sam_direct_droit2_surf8mm.txt
Phantom	Flat plane
Device Position	Bottom
Band	GPRS1900_4TX
Channels	Middle
Signal	Duty Cycle: 3.00 (Crest factor: 3.00)

B. SAR Measurement Results

Frequency (MHz)	1880.000000
Relative Permittivity (real part)	53.960000
Conductivity (S/m)	1.560000
Power Variation (%)	0.768521
Ambient Temperature	21.1
Liquid Temperature	21.3

SURFACE SAR	VOLUME SAR
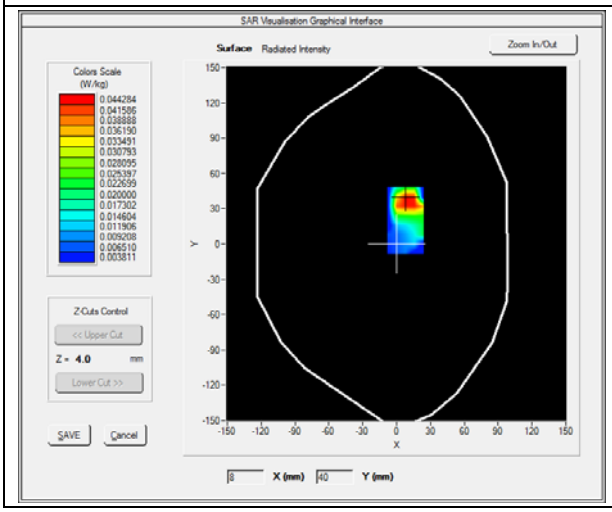	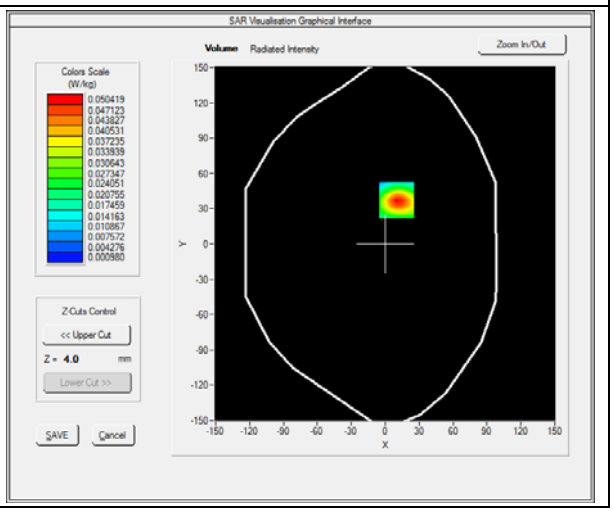

Maximum location: X=-35.00, Y=-17.00

SAR 10g (W/Kg)	**0.060411**
SAR 1g (W/Kg)	**0.105798**

Z (mm)	**0.00**	**4.00**	**9.00**	**14.00**	**19.00**
SAR (W/Kg)	**0.0000**	**0.1214**	**0.0611**	**0.0301**	**0.0114**

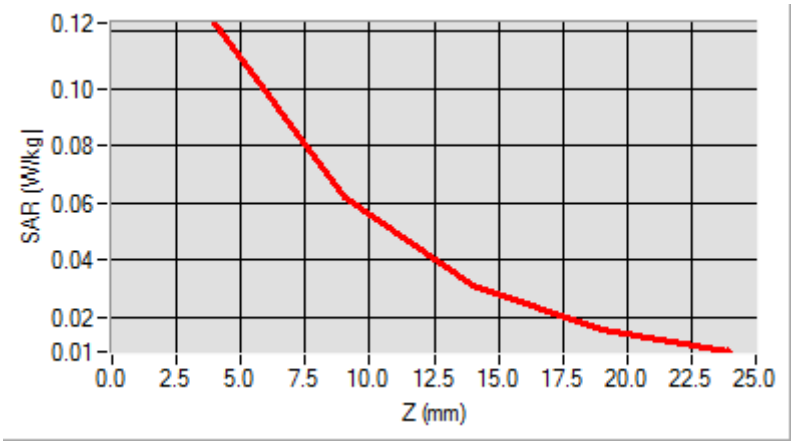

3D screen shot	**Hot spot position**
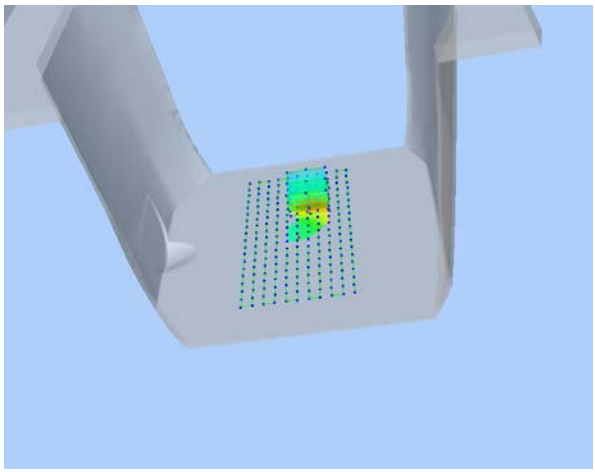	

MEASUREMENT 23

Type: Phone measurement (Complete)
Date of measurement: 07/28/2014
Measurement duration: 12 minutes 3 seconds
E-field Probe: SSE5 - SN 09/13 EP168; ConvF: 6.30; Calibrated: 03/21/2014

A. Experimental conditions

Area Scan	sam_direct_droit2_surf8mm.txt
Phantom	Flat plane
Device Position	Right side
Band	GPRS1900_4TX
Channels	Middle
Signal	Duty Cycle: 3.00 (Crest factor: 3.00)

B. SAR Measurement Results

Frequency (MHz)	1880.000000
Relative Permittivity (real part)	53.960000
Conductivity (S/m)	1.560000
Power Variation (%)	0.768521
Ambient Temperature	21.1
Liquid Temperature	21.3

SURFACE SAR	VOLUME SAR
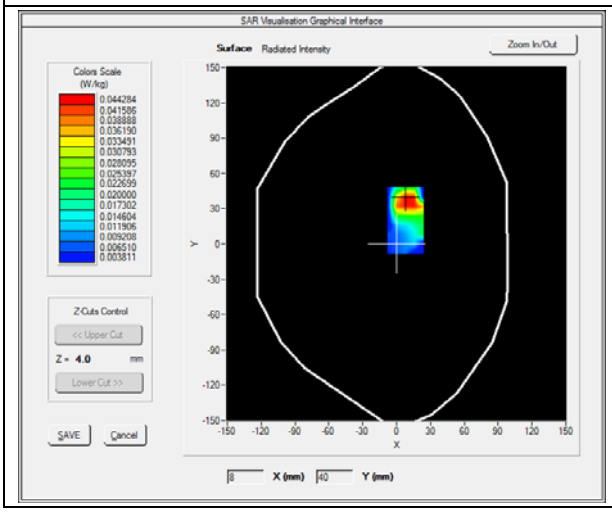	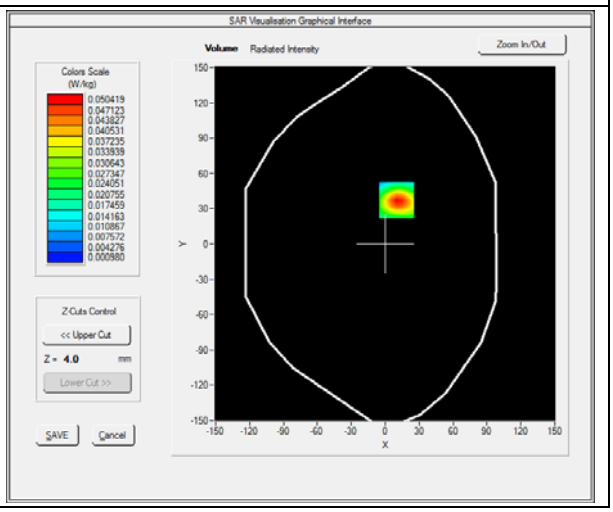

Maximum location: X=-50.00, Y=-53.00

SAR 10g (W/Kg)	**0.019811**
SAR 1g (W/Kg)	**0.036541**

Z (mm)	**0.00**	**4.00**	**9.00**	**14.00**	**19.00**
SAR (W/Kg)	**0.0000**	**0.0388**	**0.0202**	**0.0103**	**0.0054**

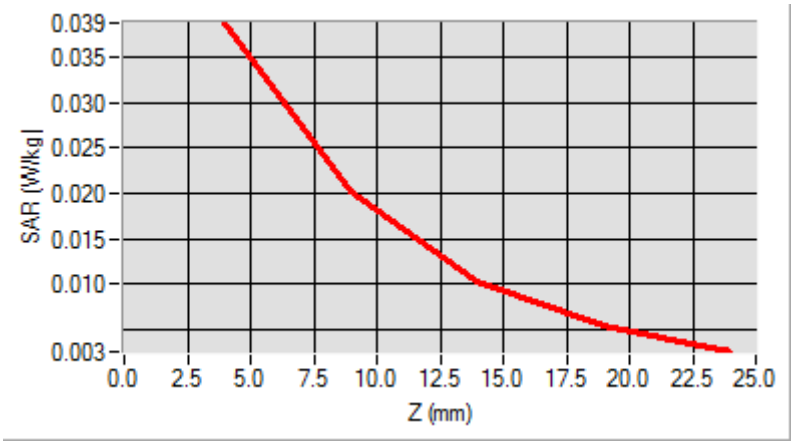

3D screen shot	**Hot spot position**
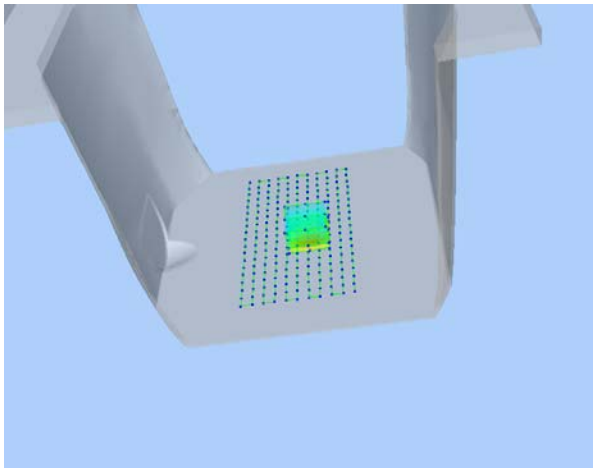	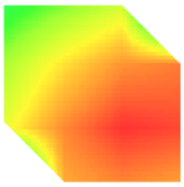

MEASUREMENT 24

Type: Phone measurement (Complete)
Date of measurement: 07/28/2014
Measurement duration: 12 minutes 3 seconds
E-field Probe: SSE5 - SN 09/13 EP168; ConvF: 6.30; Calibrated: 03/21/2014

A. Experimental conditions

Area Scan	sam_direct_droit2_surf8mm.txt
Phantom	Flat plane
Device Position	Left side
Band	GPRS1900_4TX
Channels	Middle
Signal	Duty Cycle: 3.00 (Crest factor: 3.00)

B. SAR Measurement Results

Frequency (MHz)	1880.000000
Relative Permittivity (real part)	53.960000
Conductivity (S/m)	1.560000
Power Variation (%)	0.768521
Ambient Temperature	21.1
Liquid Temperature	21.3

SURFACE SAR	VOLUME SAR
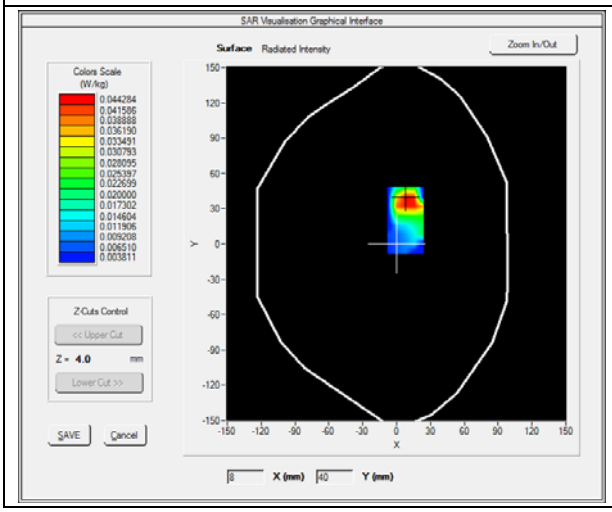	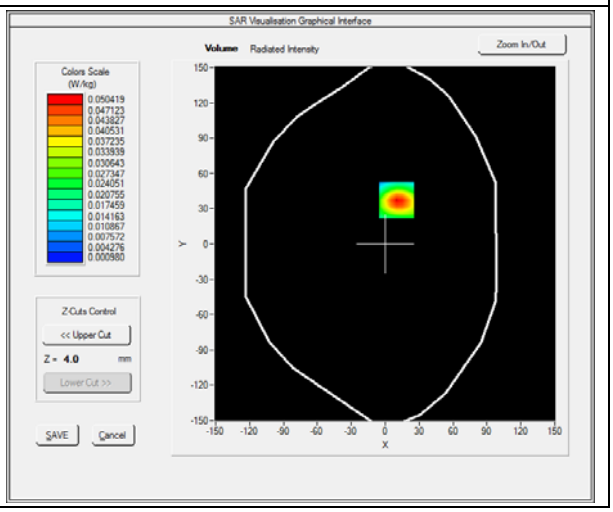

Maximum location: X=-8.00, Y=-8.00

SAR 10g (W/Kg)	**0.040029**
SAR 1g (W/Kg)	**0.072854**

Z (mm)	**0.00**	**4.00**	**9.00**	**14.00**	**19.00**
SAR (W/Kg)	**0.0000**	**0.0782**	**0.0423**	**0.0230**	**0.0131**

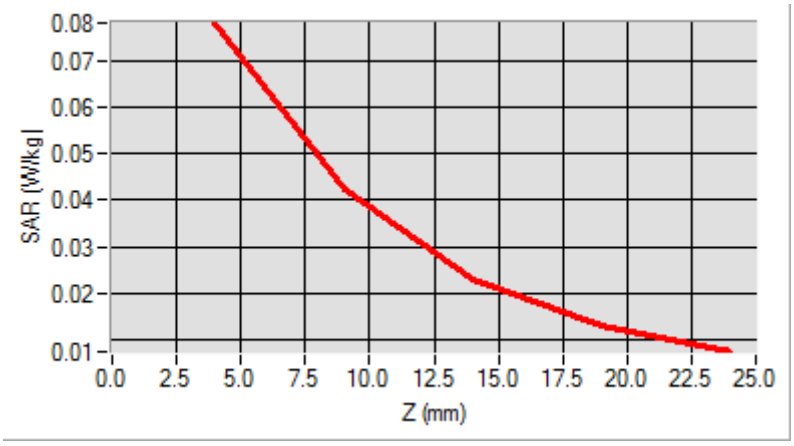

3D screen shot	**Hot spot position**
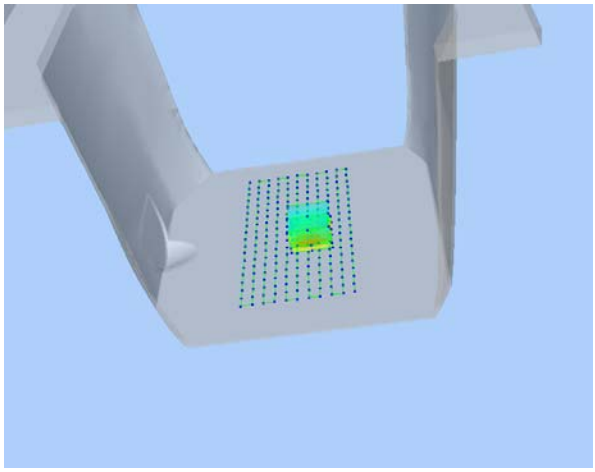	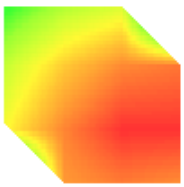

MEASUREMENT 25

Type: Phone measurement (Complete)
Date of measurement: 07/28/2014
Measurement duration: 12 minutes 3 seconds
E-field Probe: SSE5 - SN 09/13 EP168; ConvF: 6.25; Calibrated: 03/21/2014

A. Experimental conditions

Area Scan	sam_direct_droit2_surf8mm.txt
Phantom	Right head
Device Position	Cheek
Band	WCDMA850_RMC
Channels	Low
Signal	Duty Cycle: 1.00 (Crest factor: 1.0)

B. SAR Measurement Results

Frequency (MHz)	826.400000
Relative Permittivity (real part)	42.000000
Conductivity (S/m)	0.930000
Power Variation (%)	1.840000
Ambient Temperature	21.1
Liquid Temperature	21.3

SURFACE SAR	VOLUME SAR
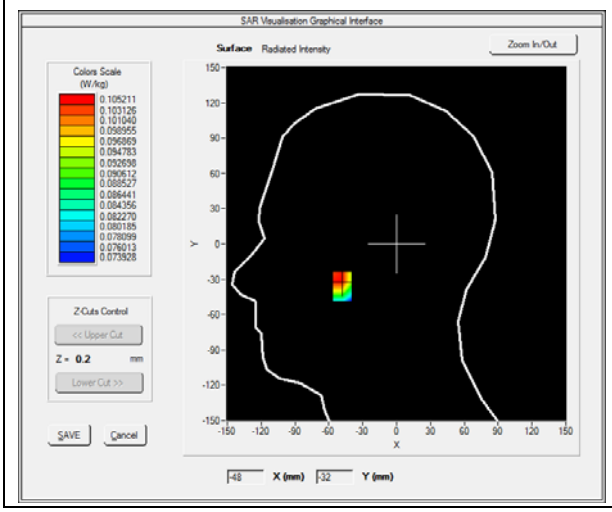	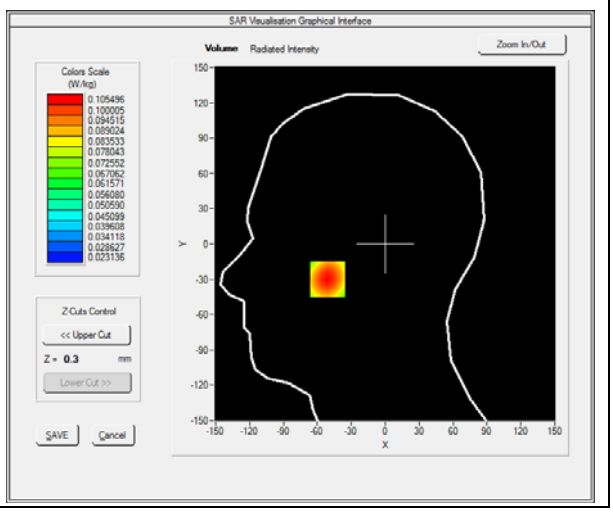

Maximum location: X=-51.00, Y=-30.00

SAR 10g (W/Kg)	**0.076873**
SAR 1g (W/Kg)	**0.101105**

Z (mm)	**0.00**	**4.00**	**9.00**	**14.00**	**19.00**
SAR (W/Kg)	**0.0000**	**0.1055**	**0.0868**	**0.0710**	**0.0576**

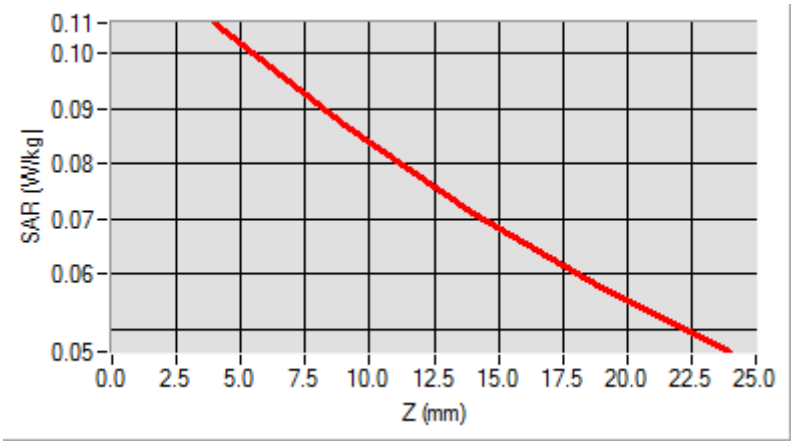

3D screen shot	**Hot spot position**
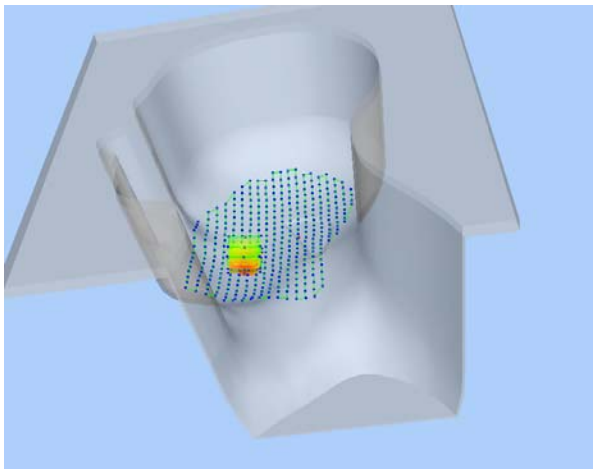	

MEASUREMENT 26

Type: Phone measurement (Complete)
Date of measurement: 07/28/2014
Measurement duration: 12 minutes 3 seconds
E-field Probe: SSE5 - SN 09/13 EP168; ConvF: 6.25; Calibrated: 03/21/2014

A. Experimental conditions

Area Scan	sam_direct_droit2_surf8mm.txt
Phantom	Right head
Device Position	Tilt
Band	WCDMA850_ RMC
Channels	Low
Signal	Duty Cycle: 1.00 (Crest factor: 1.0)

B. SAR Measurement Results

Frequency (MHz)	826.400000
Relative Permittivity (real part)	42.000000
Conductivity (S/m)	0.930000
Power Variation (%)	1.840000
Ambient Temperature	21.1
Liquid Temperature	21.3

SURFACE SAR	VOLUME SAR
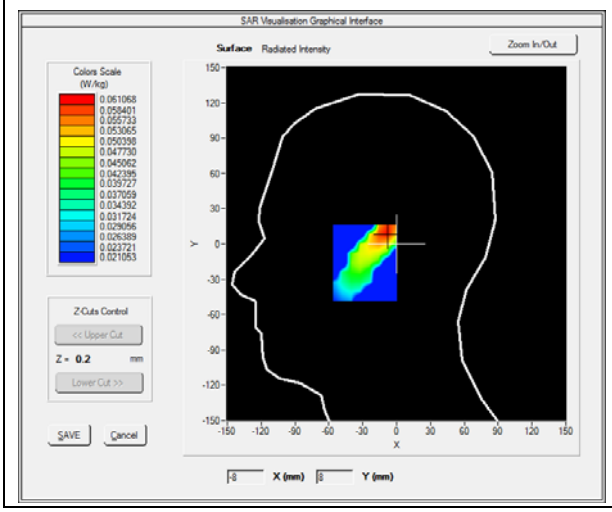	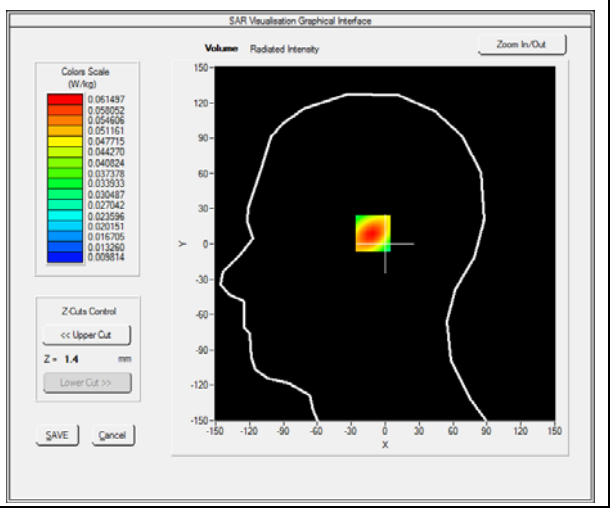

Maximum location: X=-9.00, Y=9.00

SAR 10g (W/Kg)	**0.039697**
SAR 1g (W/Kg)	**0.057945**

Z (mm)	**0.00**	**4.00**	**9.00**	**14.00**	**19.00**
SAR (W/Kg)	**0.0000**	**0.0615**	**0.0440**	**0.0319**	**0.0237**

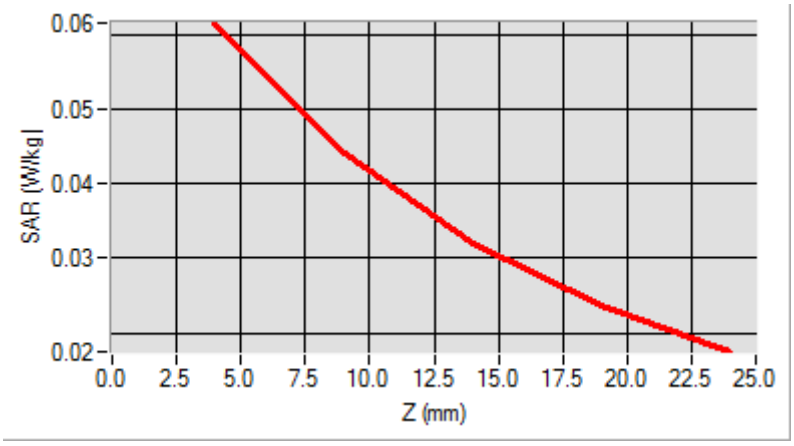

3D screen shot	**Hot spot position**
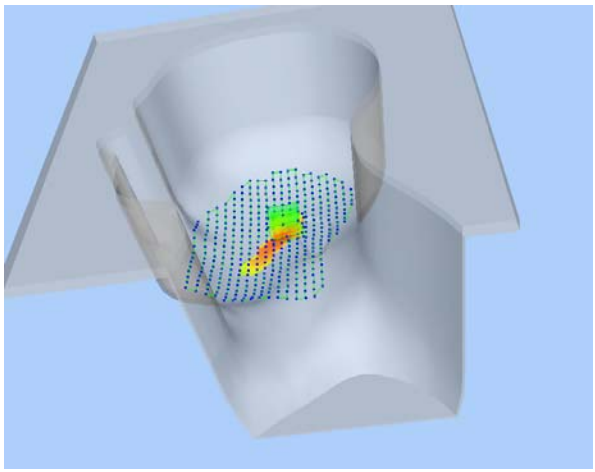	

MEASUREMENT 27

Type: Phone measurement (Complete)
Date of measurement: 07/28/2014
Measurement duration: 12 minutes 3 seconds
E-field Probe: SSE5 - SN 09/13 EP168; ConvF: 6.25; Calibrated: 03/21/2014

A. Experimental conditions

Area Scan	sam_direct_droit2_surf8mm.txt
Phantom	Left head
Device Position	Cheek
Band	WCDMA850_RMC
Channels	Low
Signal	Duty Cycle: 1.00 (Crest factor: 1.0)

B. SAR Measurement Results

Frequency (MHz)	826.400000
Relative Permittivity (real part)	42.000000
Conductivity (S/m)	0.930000
Power Variation (%)	1.840000
Ambient Temperature	21.1
Liquid Temperature	21.3

SURFACE SAR	VOLUME SAR
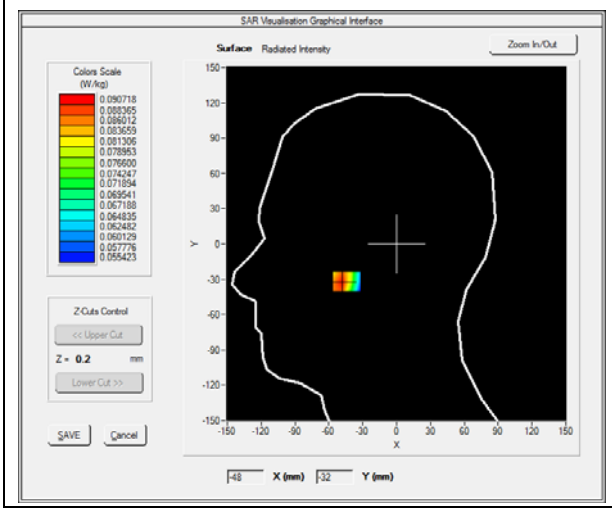	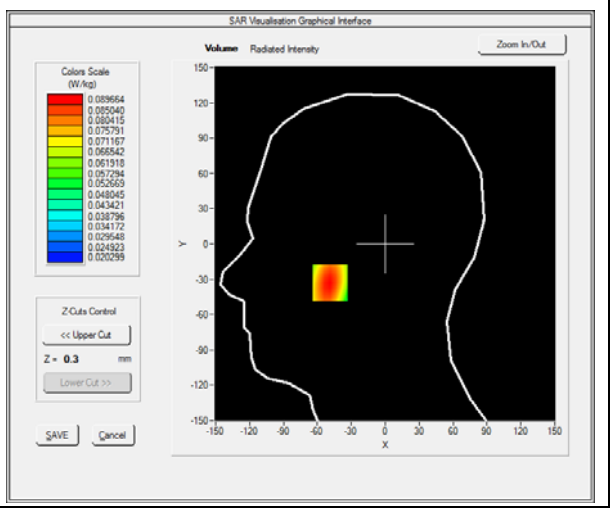

Maximum location: X=-49.00, Y=-33.00

SAR 10g (W/Kg)	**0.064973**
SAR 1g (W/Kg)	**0.085893**

Z (mm)	**0.00**	**4.00**	**9.00**	**14.00**	**19.00**
SAR (W/Kg)	**0.0000**	**0.0897**	**0.0734**	**0.0597**	**0.0482**

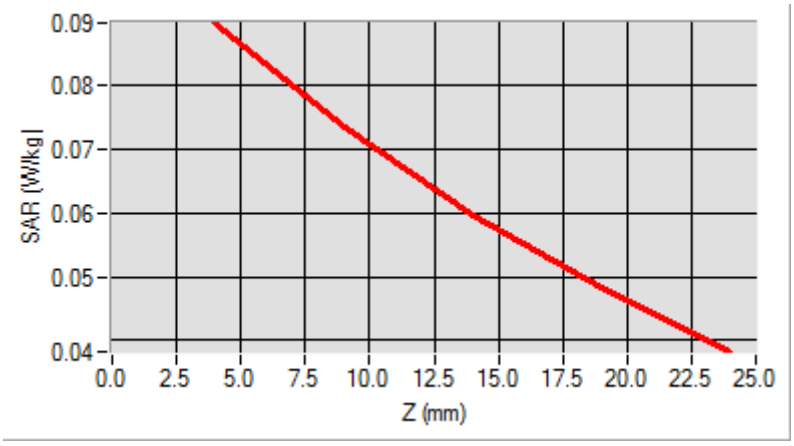

3D screen shot	**Hot spot position**
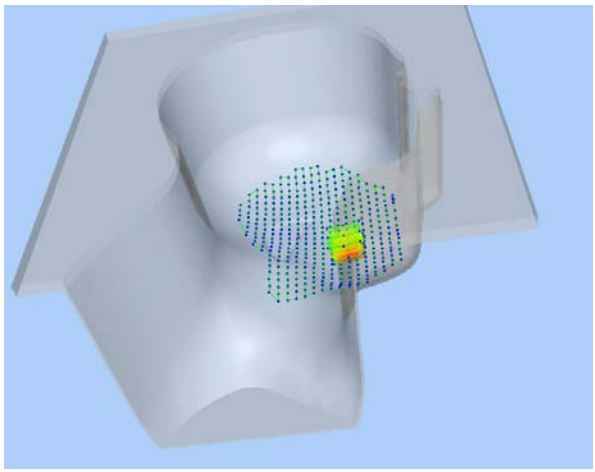	

MEASUREMENT 28

Type: Phone measurement (Complete)
Date of measurement: 07/28/2014
Measurement duration: 12 minutes 3 seconds
E-field Probe: SSE5 - SN 09/13 EP168; ConvF: 6.25; Calibrated: 03/21/2014

A. Experimental conditions

Area Scan	sam_direct_droit2_surf8mm.txt
Phantom	Left head
Device Position	Tilt
Band	WCDMA850_RMC
Channels	Low
Signal	Duty Cycle: 1.00 (Crest factor: 1.0)

B. SAR Measurement Results

Frequency (MHz)	826.400000
Relative Permittivity (real part)	42.000000
Conductivity (S/m)	0.930000
Power Variation (%)	1.840000
Ambient Temperature	21.1
Liquid Temperature	21.3

SURFACE SAR	VOLUME SAR
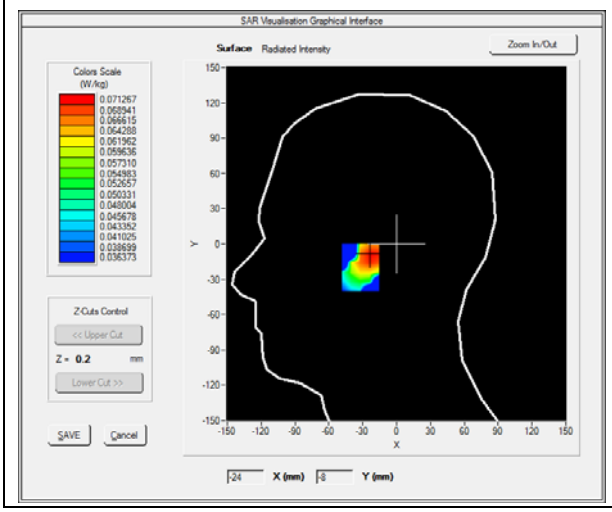	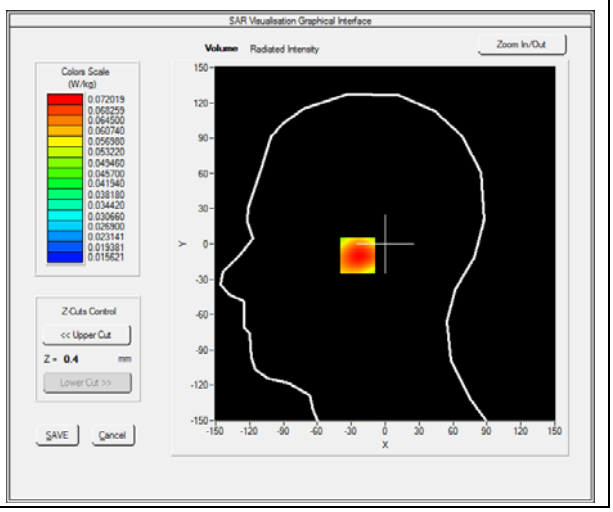

Maximum location: X=-22.00, Y=-10.00

SAR 10g (W/Kg)	**0.051413**
SAR 1g (W/Kg)	**0.069117**

Z (mm)	**0.00**	**4.00**	**9.00**	**14.00**	**19.00**
SAR (W/Kg)	**0.0000**	**0.0720**	**0.0563**	**0.0441**	**0.0347**

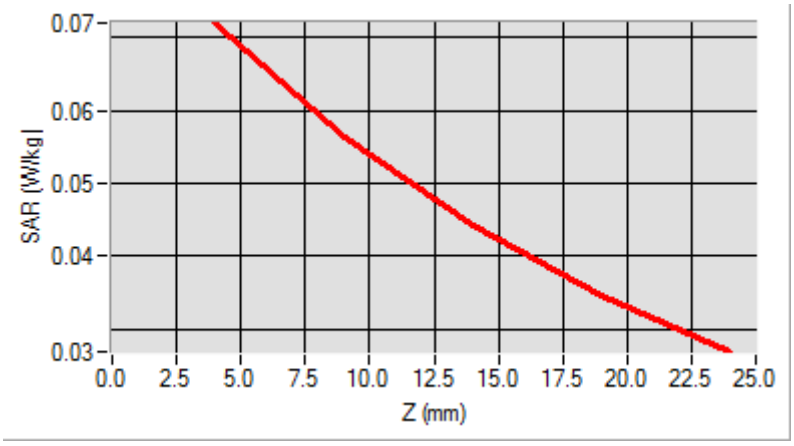

3D screen shot	**Hot spot position**
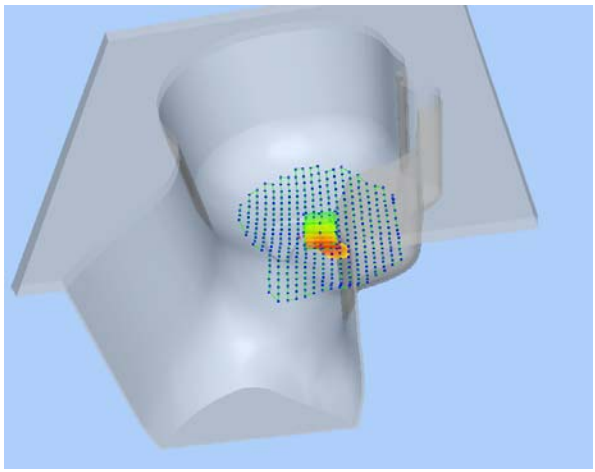	

MEASUREMENT 29

Type: Phone measurement (Complete)
Date of measurement: 07/28/2014
Measurement duration: 12 minutes 3 seconds
E-field Probe: SSE5 - SN 09/13 EP168; ConvF: 6.50; Calibrated: 03/21/2014

A. Experimental conditions

Area Scan	sam_direct_droit2_surf8mm.txt
Phantom	Flat Plane
Device Position	Back
Band	WCDMA850_RMC
Channels	Low
Signal	Duty Cycle: 1.00 (Crest factor: 1.00)

B. SAR Measurement Results

Frequency (MHz)	826.400000
Relative Permittivity (real part)	55.3000000
Conductivity (S/m)	1.0000000
Power Variation (%)	0.926400
Ambient Temperature	21.1
Liquid Temperature	21.3

SURFACE SAR	VOLUME SAR
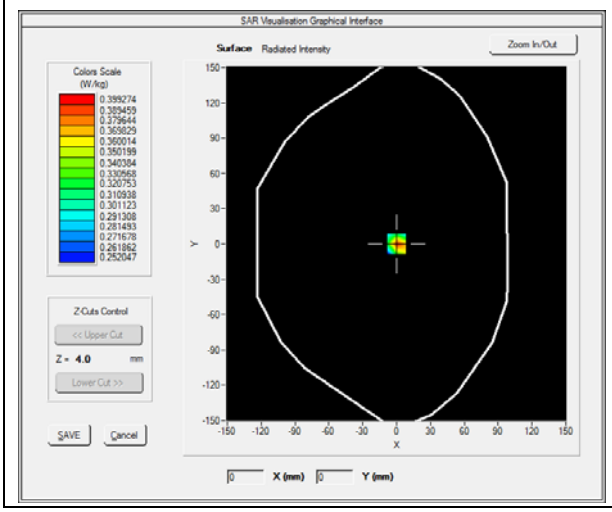	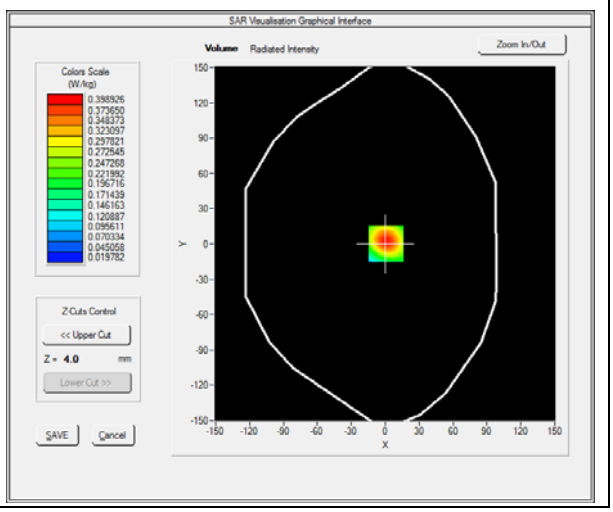

Maximum location: X=1.00, Y=0.00

SAR 10g (W/Kg)	**0.228037**
SAR 1g (W/Kg)	**0.373158**

Z (mm)	**0.00**	**4.00**	**9.00**	**14.00**	**19.00**
SAR (W/Kg)	**0.0000**	**0.3989**	**0.2563**	**0.1688**	**0.1163**

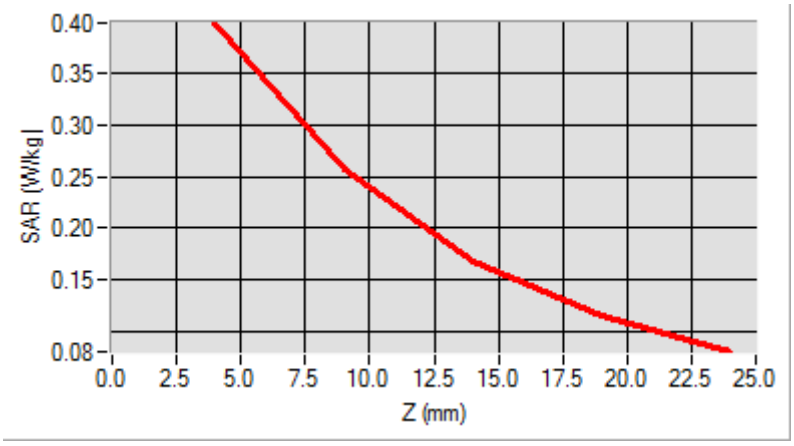

3D screen shot	**Hot spot position**
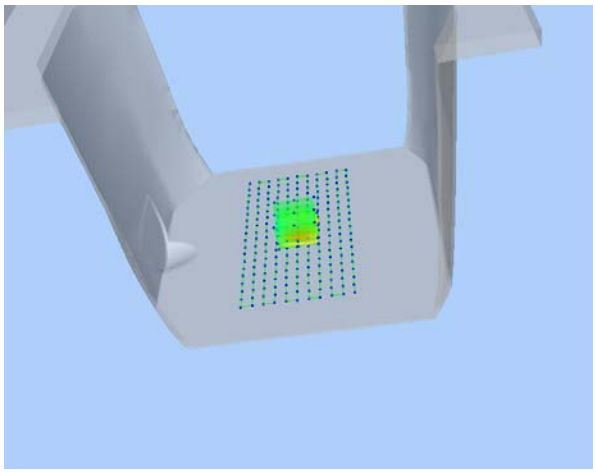	

MEASUREMENT 30

Type: Phone measurement (Complete)
Date of measurement: 07/28/2014
Measurement duration: 12 minutes 3 seconds
E-field Probe: SSE5 - SN 09/13 EP168; ConvF: 6.50; Calibrated: 03/21/2014

A. Experimental conditions

Area Scan	sam_direct_droit2_surf8mm.txt
Phantom	Flat Plane
Device Position	Front
Band	WCDMA850_RMC
Channels	Low
Signal	Duty Cycle: 1.00 (Crest factor: 1.00)

B. SAR Measurement Results

Frequency (MHz)	826.400000
Relative Permittivity (real part)	55.3000000
Conductivity (S/m)	1.0000000
Power Variation (%)	0.926400
Ambient Temperature	21.1
Liquid Temperature	21.3

SURFACE SAR	VOLUME SAR
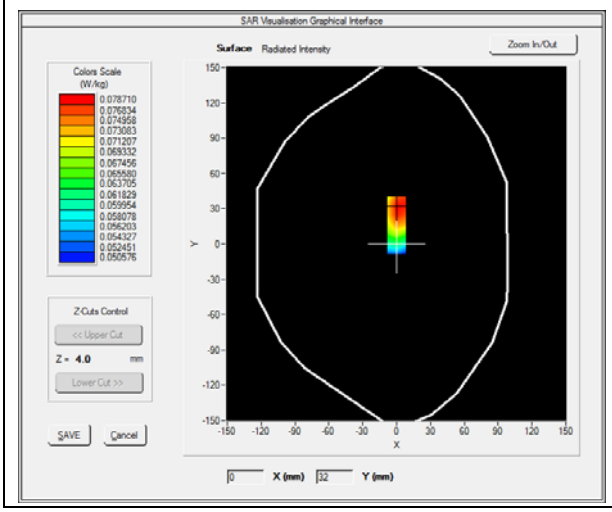	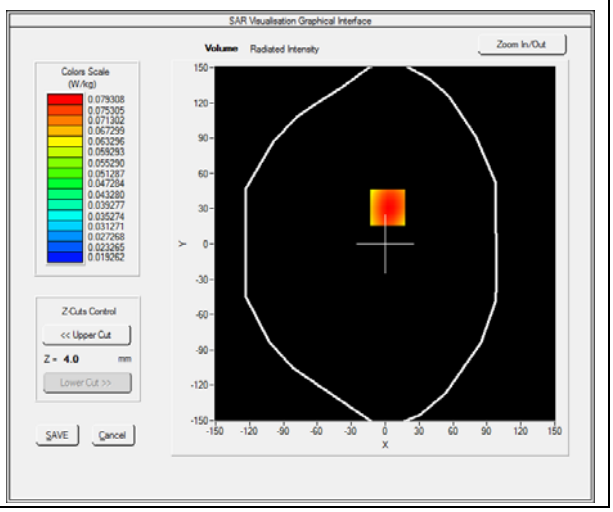

Maximum location: X=2.00, Y=31.00

SAR 10g (W/Kg)	**0.056974**
SAR 1g (W/Kg)	**0.076420**

Z (mm)	**0.00**	**4.00**	**9.00**	**14.00**	**19.00**
SAR (W/Kg)	**0.0000**	**0.0793**	**0.0616**	**0.0480**	**0.0375**

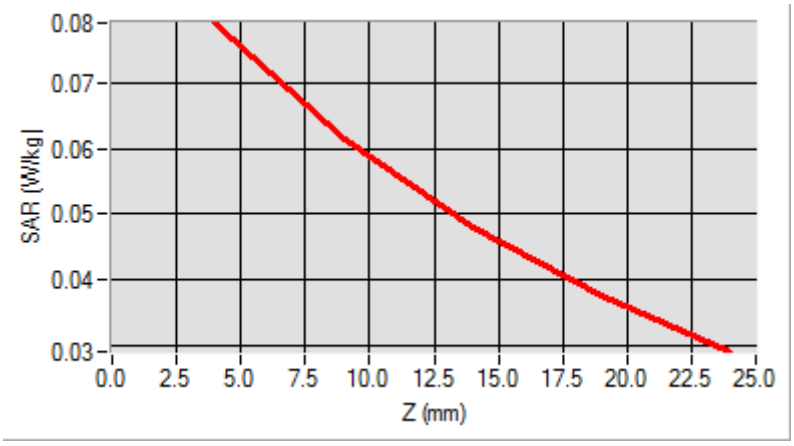

3D screen shot	**Hot spot position**
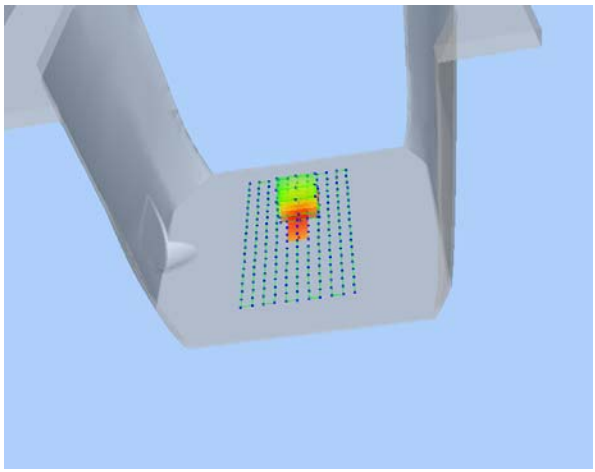	

MEASUREMENT 31

Type: Phone measurement (Complete)
Date of measurement: 07/28/2014
Measurement duration: 12 minutes 3 seconds
E-field Probe: SSE5 - SN 09/13 EP168; ConvF: 6.50; Calibrated: 03/21/2014

A. Experimental conditions

Area Scan	sam_direct_droit2_surf8mm.txt
Phantom	Flat Plane
Device Position	Bottom
Band	WCDMA850_RMC
Channels	Middle
Signal	Duty Cycle: 1.00 (Crest factor: 1.00)

B. SAR Measurement Results

Frequency (MHz)	826.400000
Relative Permittivity (real part)	55.3000000
Conductivity (S/m)	1.0000000
Power Variation (%)	0.926400
Ambient Temperature	21.1
Liquid Temperature	21.3

SURFACE SAR	VOLUME SAR
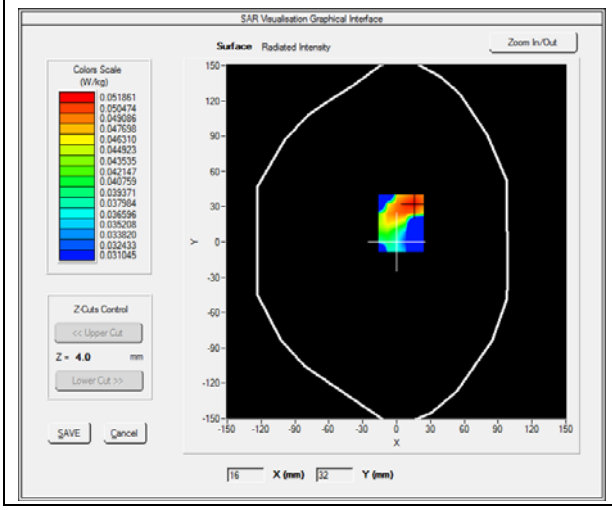	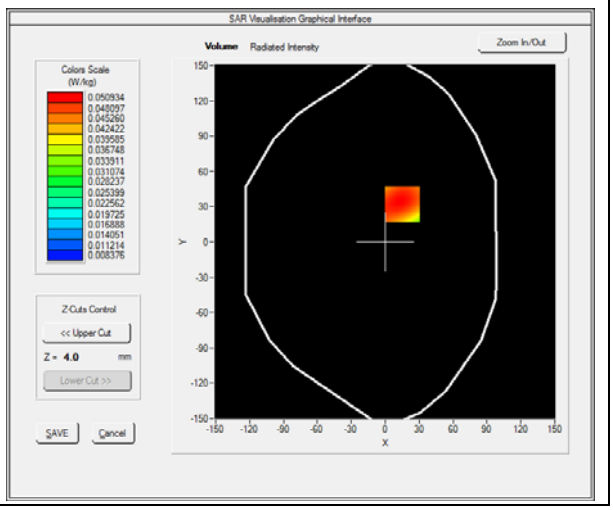

Maximum location: X=15.00, Y=32.00

SAR 10g (W/Kg)	**0.024784**
SAR 1g (W/Kg)	**0.035411**

Z (mm)	**0.00**	**4.00**	**9.00**	**14.00**	**19.00**
SAR (W/Kg)	**0.0000**	**0.0485**	**0.0325**	**0.0289**	**0.0212**

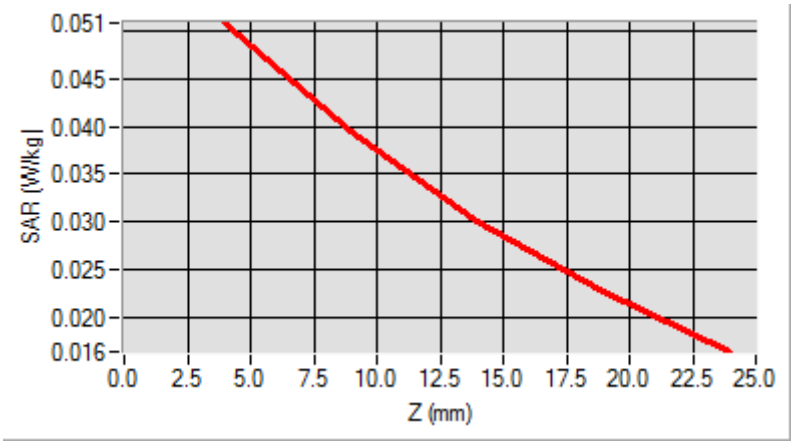

3D screen shot	**Hot spot position**
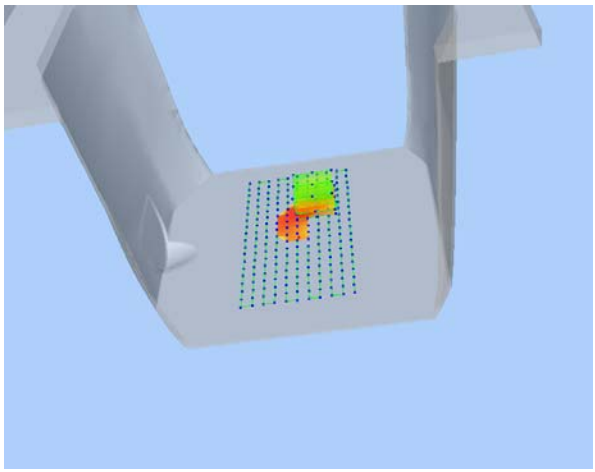	

MEASUREMENT 32

Type: Phone measurement (Complete)
Date of measurement: 07/28/2014
Measurement duration: 12 minutes 3 seconds
E-field Probe: SSE5 - SN 09/13 EP168; ConvF: 6.50; Calibrated: 03/21/2014

A. Experimental conditions

Area Scan	sam_direct_droit2_surf8mm.txt
Phantom	Flat Plane
Device Position	Right side
Band	WCDMA850_RMC
Channels	Low
Signal	Duty Cycle: 1.00 (Crest factor: 1.00)

B. SAR Measurement Results

Frequency (MHz)	826.400000
Relative Permittivity (real part)	55.3000000
Conductivity (S/m)	1.0000000
Power Variation (%)	0.926400
Ambient Temperature	21.1
Liquid Temperature	21.3

SURFACE SAR	VOLUME SAR
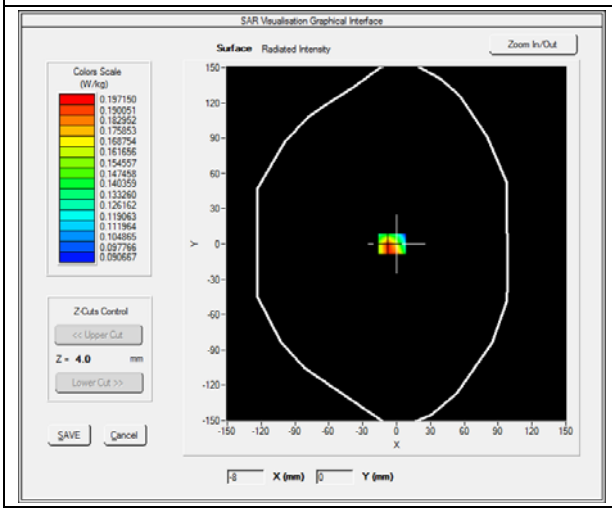	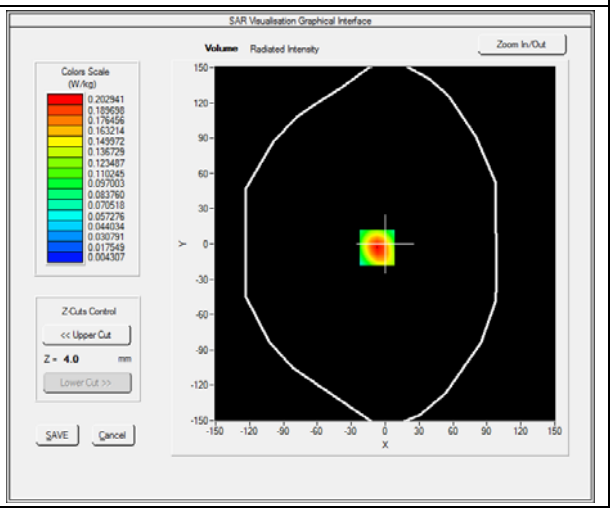

Maximum location: X=-7.00, Y=-3.00

SAR 10g (W/Kg)	**0.024951**
SAR 1g (W/Kg)	**0.037580**

Z (mm)	**0.00**	**4.00**	**9.00**	**14.00**	**19.00**
SAR (W/Kg)	**0.0000**	**0.0495**	**0.0375**	**0.0299**	**0.0232**

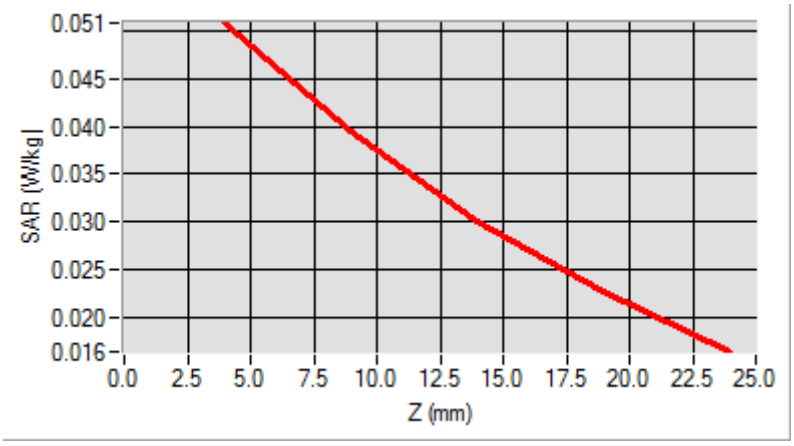

3D screen shot	**Hot spot position**
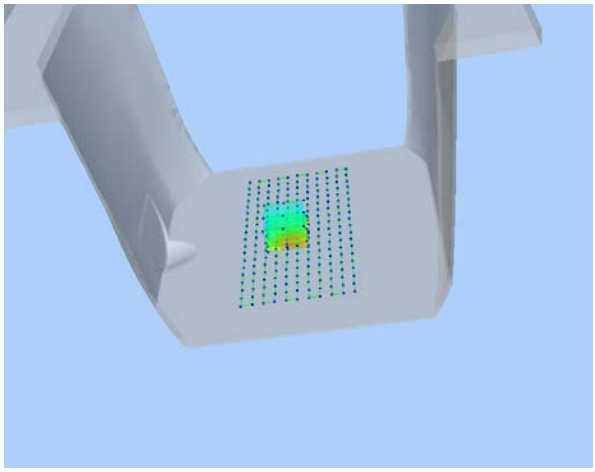	

MEASUREMENT 33

Type: Phone measurement (Complete)
Date of measurement: 07/28/2014
Measurement duration: 12 minutes 3 seconds
E-field Probe: SSE5 - SN 09/13 EP168; ConvF: 6.50; Calibrated: 03/21/2014

A. Experimental conditions

Area Scan	sam_direct_droit2_surf8mm.txt
Phantom	Flat Plane
Device Position	Left side
Band	WCDMA850_RMC
Channels	Low
Signal	Duty Cycle: 1.00 (Crest factor: 1.00)

B. SAR Measurement Results

Frequency (MHz)	826.400000
Relative Permittivity (real part)	55.3000000
Conductivity (S/m)	1.0000000
Power Variation (%)	0.926400
Ambient Temperature	21.1
Liquid Temperature	21.3

SURFACE SAR	VOLUME SAR
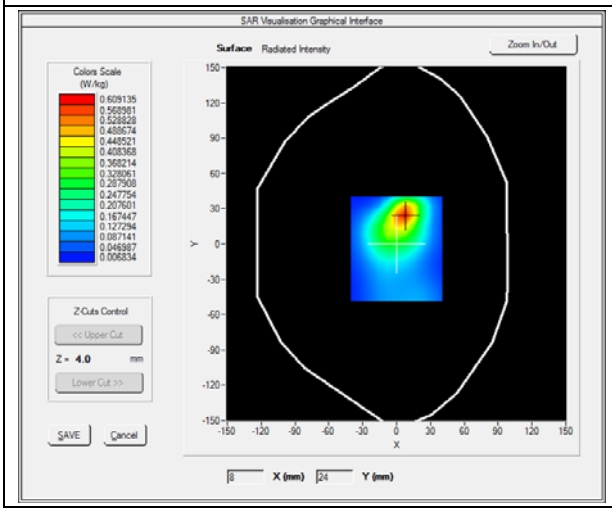	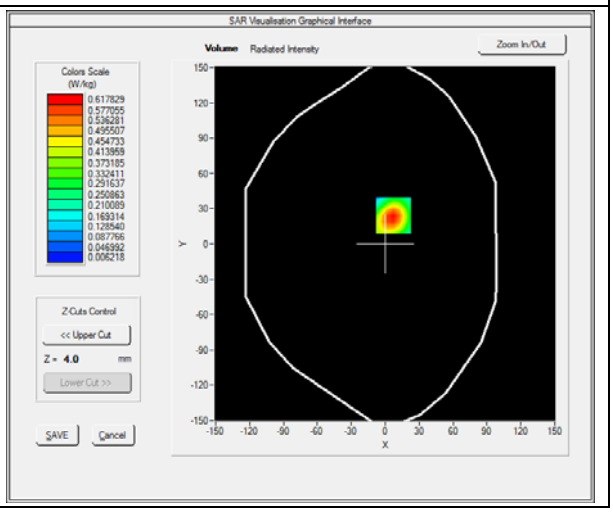

Maximum location: X=-56.00, Y=-32.00

SAR 10g (W/Kg)	**0.026541**
SAR 1g (W/Kg)	**0.040120**

Z (mm)	**0.00**	**4.00**	**9.00**	**14.00**	**19.00**
SAR (W/Kg)	**0.0000**	**0.0500**	**0.0384**	**0.0310**	**0.0242**

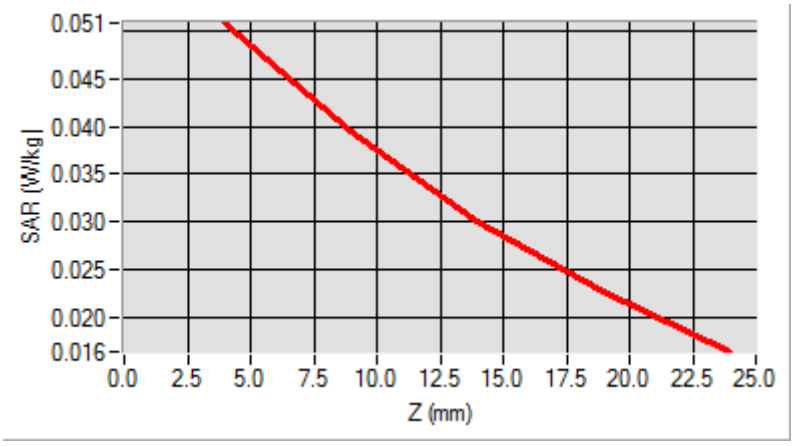

3D screen shot	**Hot spot position**
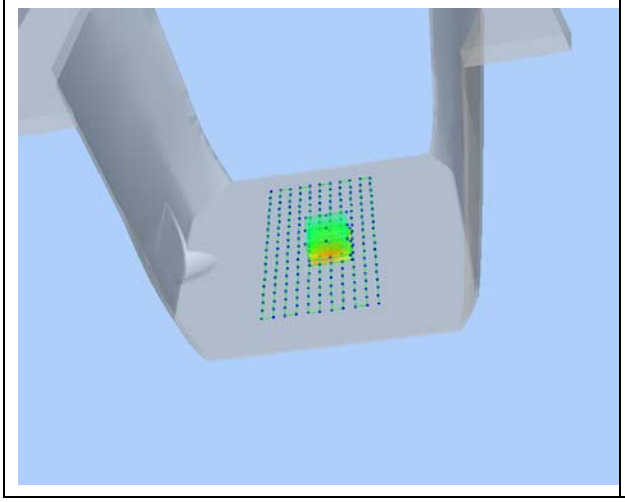	

MEASUREMENT 34

Type: Phone measurement (Complete)
Date of measurement: 07/28/2014
Measurement duration: 12 minutes 3 seconds
E-field Probe: SSE5 - SN 09/13 EP168; ConvF: 6.50; Calibrated: 03/21/2014

A. Experimental conditions

Area Scan	sam_direct_droit2_surf8mm.txt
Phantom	Flat Plane
Device Position	Back(Body-worn)
Band	WCDMA850_RMC
Channels	Low
Signal	Duty Cycle: 1.00 (Crest factor: 1.00)

B. SAR Measurement Results

Frequency (MHz)	826.400000
Relative Permittivity (real part)	55.3000000
Conductivity (S/m)	1.0000000
Power Variation (%)	0.926400
Ambient Temperature	21.1
Liquid Temperature	21.3

SURFACE SAR	VOLUME SAR
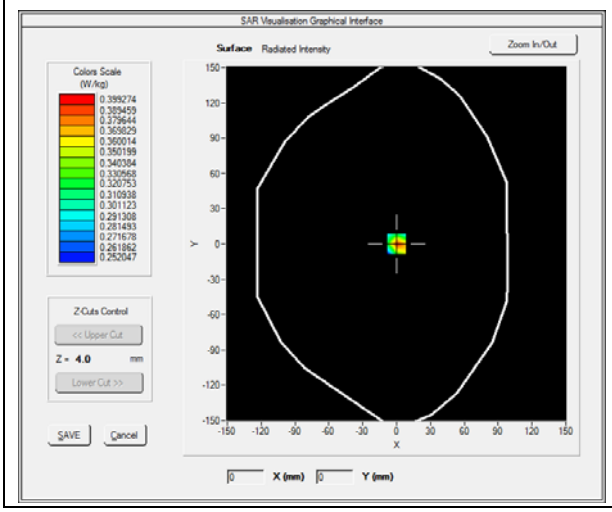	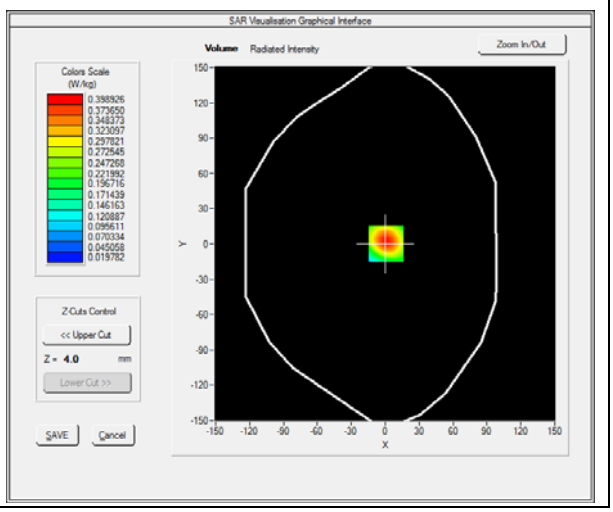

Maximum location: X=1.00, Y=0.00

SAR 10g (W/Kg)	**0.225421**
SAR 1g (W/Kg)	**0.365741**

Z (mm)	**0.00**	**4.00**	**9.00**	**14.00**	**19.00**
SAR (W/Kg)	**0.0000**	**0.3947**	**0.2557**	**0.1675**	**0.1159**

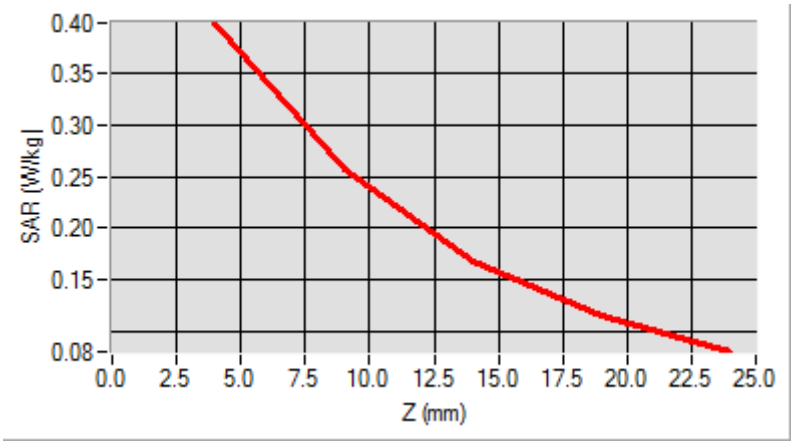

3D screen shot	**Hot spot position**
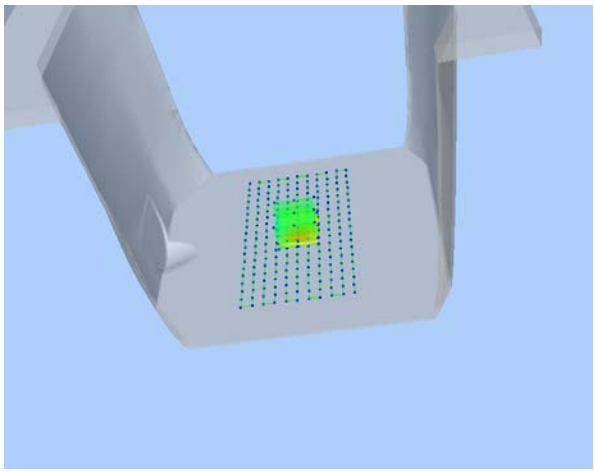	

MEASUREMENT 35

Type: Phone measurement (Complete)
Date of measurement: 07/28/2014
Measurement duration: 12 minutes 3 seconds
E-field Probe: SSE5 - SN 09/13 EP168; ConvF: 6.50; Calibrated: 03/21/2014

A. Experimental conditions

Area Scan	sam_direct_droit2_surf8mm.txt
Phantom	Flat Plane
Device Position	Front(Body-worn)
Band	WCDMA850_RMC
Channels	Low
Signal	Duty Cycle: 1.00 (Crest factor: 1.00)

B. SAR Measurement Results

Frequency (MHz)	826.400000
Relative Permittivity (real part)	55.3000000
Conductivity (S/m)	1.0000000
Power Variation (%)	0.926400
Ambient Temperature	21.1
Liquid Temperature	21.3

SURFACE SAR	VOLUME SAR
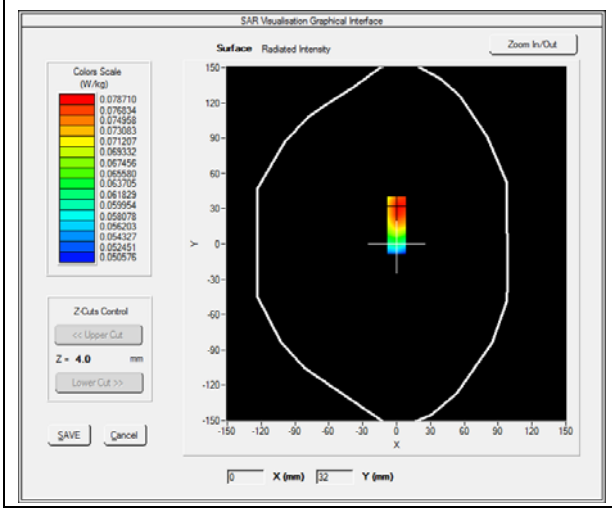	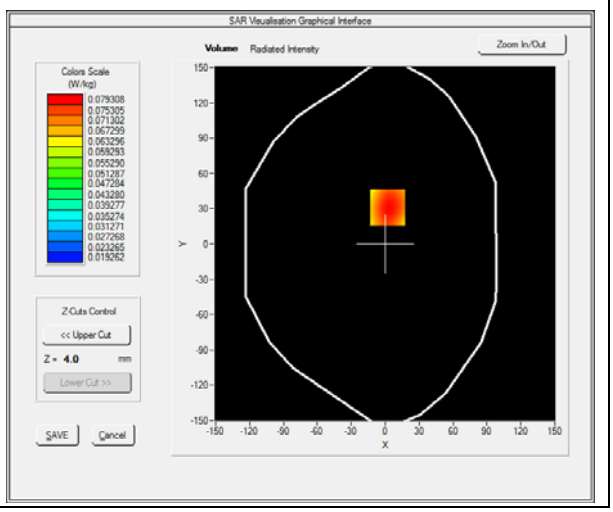

Maximum location: X=2.00, Y=31.00

SAR 10g (W/Kg)	**0.056741**
SAR 1g (W/Kg)	**0.075411**

Z (mm)	**0.00**	**4.00**	**9.00**	**14.00**	**19.00**
SAR (W/Kg)	**0.0000**	**0.0775**	**0.0608**	**0.0475**	**0.0354**

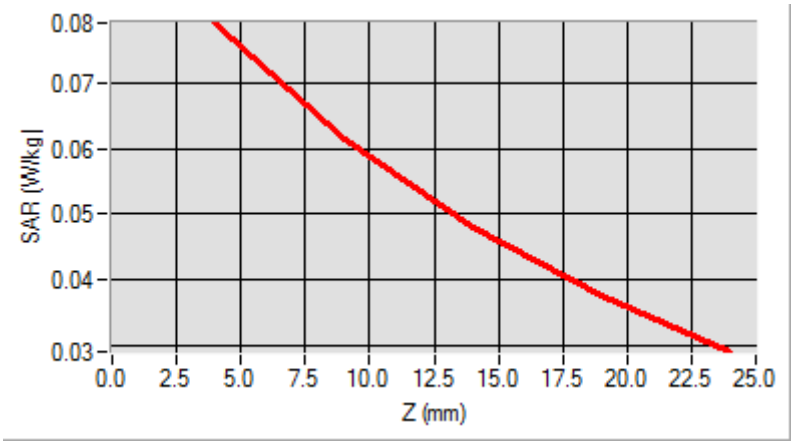

3D screen shot	**Hot spot position**
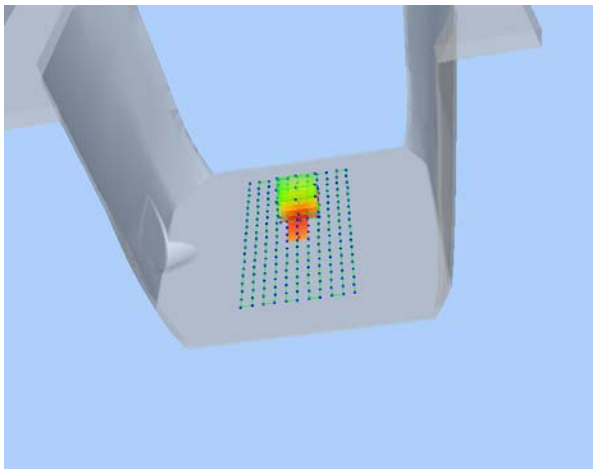	

MEASUREMENT 36

Type: Phone measurement (Complete)
Date of measurement: 07/28/2014
Measurement duration: 12 minutes 3 seconds
E-field Probe: SSE5 - SN 09/13 EP168; ConvF: 6.16; Calibrated: 03/21/2014

A. Experimental conditions

Area Scan	sam_direct_droit2_surf8mm.txt
Phantom	Right head
Device Position	Cheek
Band	WCDMA1900_RMC
Channels	High
Signal	Duty Cycle: 1.00 (Crest factor: 1.0)

B. SAR Measurement Results

Frequency (MHz)	1907.600000
Relative Permittivity (real part)	41.0200000
Conductivity (S/m)	1.450000
Power Variation (%)	-0.514000
Ambient Temperature	21.1
Liquid Temperature	21.3

SURFACE SAR	VOLUME SAR
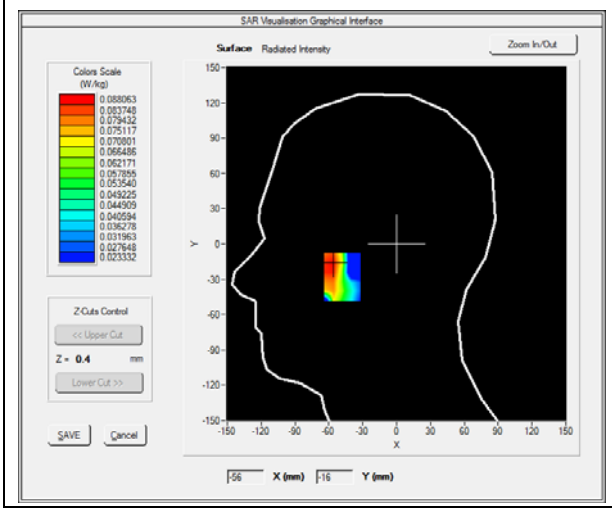	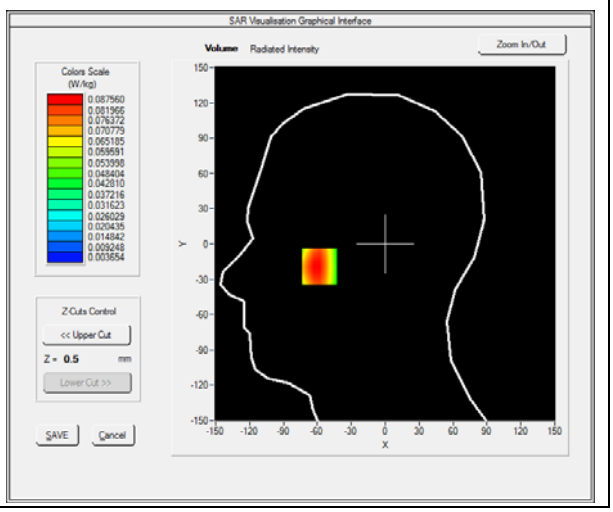

Maximum location: X=-58.00, Y=-19.00

SAR 10g (W/Kg)	**0.047588**
SAR 1g (W/Kg)	**0.083732**

Z (mm)	**0.00**	**4.00**	**9.00**	**14.00**	**19.00**
SAR (W/Kg)	**0.0000**	**0.0876**	**0.0486**	**0.0269**	**0.0153**

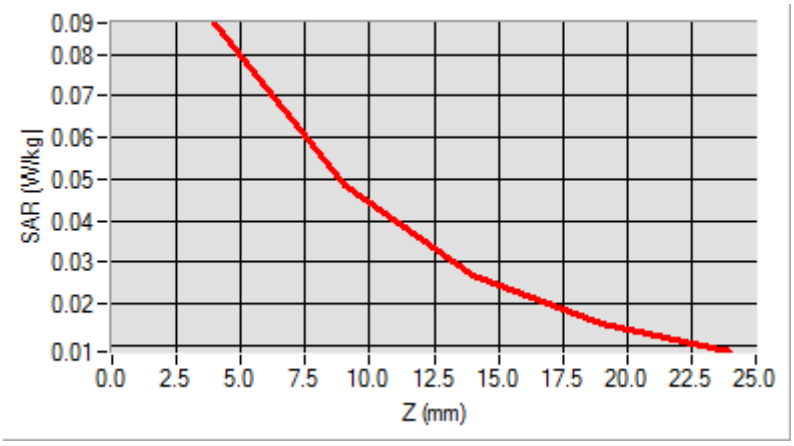

3D screen shot	**Hot spot position**
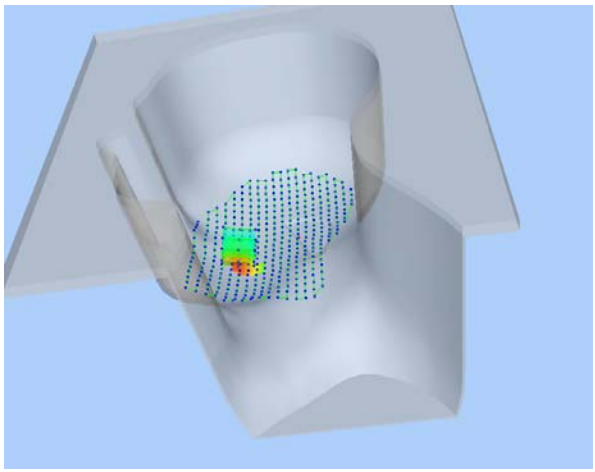	

MEASUREMENT 37

Type: Phone measurement (Complete)
Date of measurement: 07/28/2014
Measurement duration: 12 minutes 3 seconds
E-field Probe: SSE5 - SN 09/13 EP168; ConvF: 6.16; Calibrated: 03/21/2014

A. Experimental conditions

Area Scan	sam_direct_droit2_surf8mm.txt
Phantom	Right head
Device Position	Tilt
Band	WCDMA1900_ RMC
Channels	High
Signal	Duty Cycle: 1.00 (Crest factor: 1.0)

B. SAR Measurement Results

Frequency (MHz)	1907.600000
Relative Permittivity (real part)	41.0200000
Conductivity (S/m)	1.450000
Power Variation (%)	-0.514000
Ambient Temperature	21.1
Liquid Temperature	21.3

SURFACE SAR	VOLUME SAR
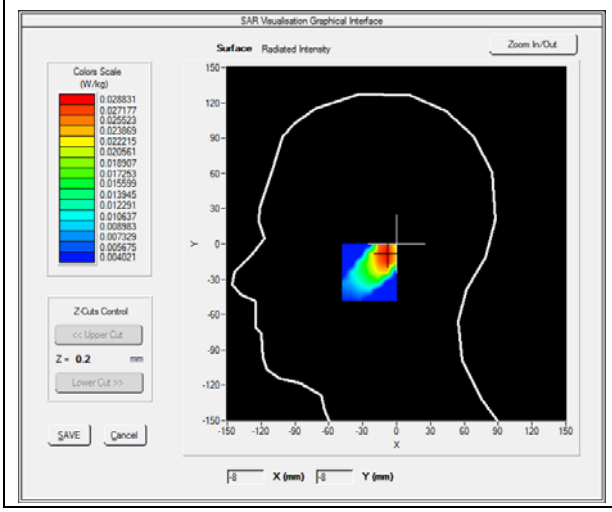	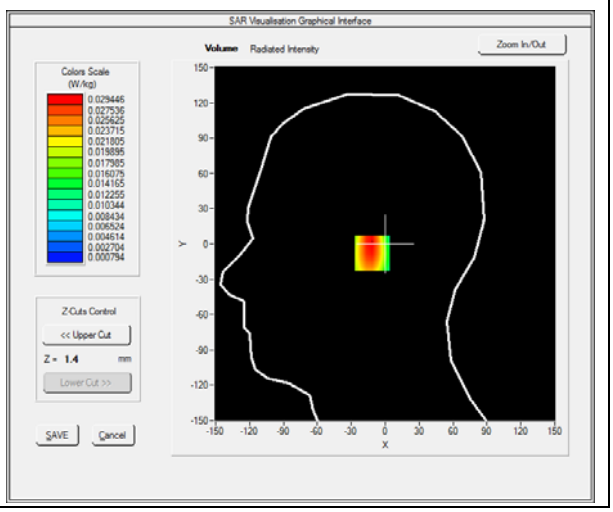

Maximum location: X=-9.00, Y=-8.00

SAR 10g (W/Kg)	**0.015262**
SAR 1g (W/Kg)	**0.027758**

Z (mm)	**0.00**	**4.00**	**9.00**	**14.00**	**19.00**
SAR (W/Kg)	**0.0000**	**0.0289**	**0.0154**	**0.0082**	**0.0045**

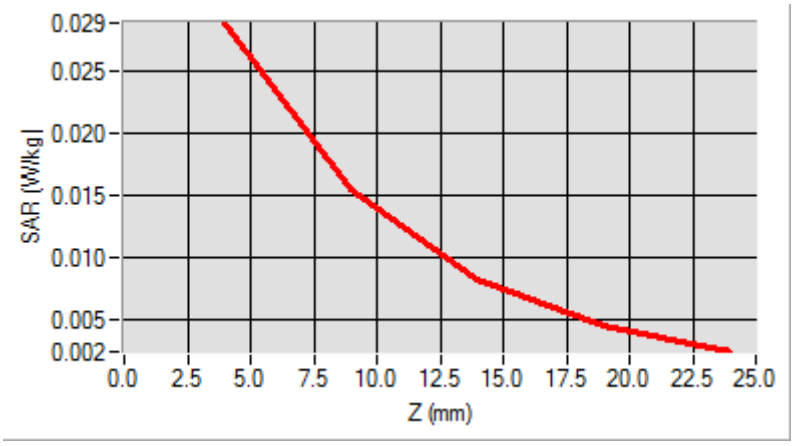

3D screen shot	**Hot spot position**
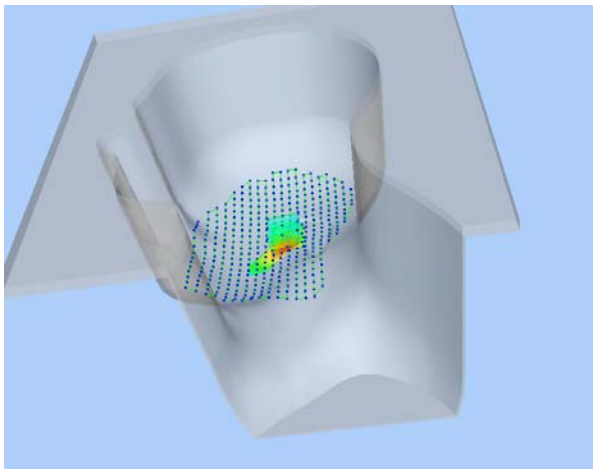	

MEASUREMENT 38

Type: Phone measurement (Complete)
Date of measurement: 07/28/2014
Measurement duration: 12 minutes 3 seconds
E-field Probe: SSE5 - SN 09/13 EP168; ConvF: 6.16; Calibrated: 03/21/2014

A. Experimental conditions

Area Scan	sam_direct_droit2_surf8mm.txt
Phantom	Left head
Device Position	Cheek
Band	WCDMA1900_RMC
Channels	High
Signal	Duty Cycle: 1.00 (Crest factor: 1.0)

B. SAR Measurement Results

Frequency (MHz)	1907.600000
Relative Permittivity (real part)	41.0200000
Conductivity (S/m)	1.450000
Power Variation (%)	-0.514000
Ambient Temperature	21.1
Liquid Temperature	21.3

SURFACE SAR	VOLUME SAR
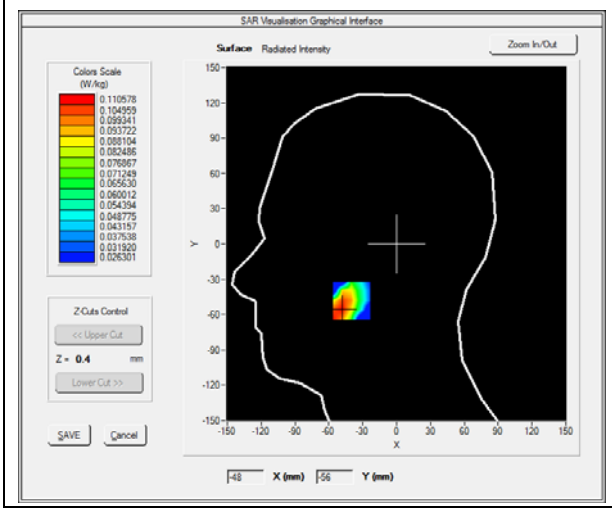	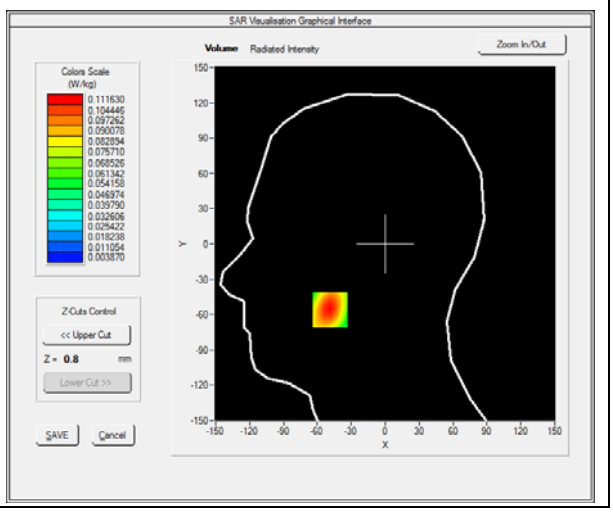

Maximum location: X=-49.00, Y=-56.00

SAR 10g (W/Kg)	**0.057245**
SAR 1g (W/Kg)	**0.104633**

Z (mm)	**0.00**	**4.00**	**9.00**	**14.00**	**19.00**
SAR (W/Kg)	**0.0000**	**0.1116**	**0.0588**	**0.0307**	**0.0166**

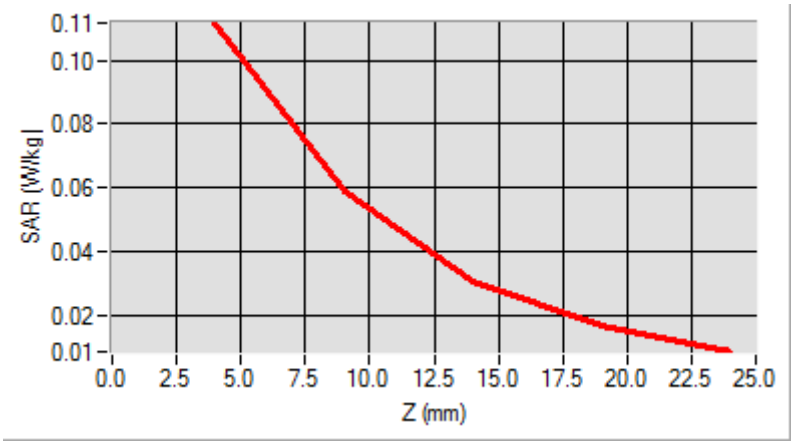

3D screen shot	**Hot spot position**
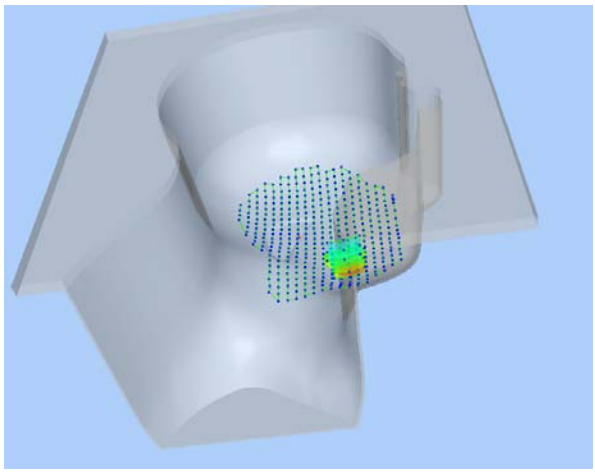	

MEASUREMENT 39

Type: Phone measurement (Complete)
Date of measurement: 07/28/2014
Measurement duration: 12 minutes 3 seconds
E-field Probe: SSE5 - SN 09/13 EP168; ConvF: 6.16; Calibrated: 03/21/2014

A. Experimental conditions

Area Scan	sam_direct_droit2_surf8mm.txt
Phantom	Left head
Device Position	Tilt
Band	WCDMA1900_RMC
Channels	High
Signal	Duty Cycle: 1.00 (Crest factor: 1.0)

B. SAR Measurement Results

Frequency (MHz)	1907.600000
Relative Permittivity (real part)	41.0200000
Conductivity (S/m)	1.450000
Power Variation (%)	-0.514000
Ambient Temperature	21.1
Liquid Temperature	21.3

SURFACE SAR	VOLUME SAR
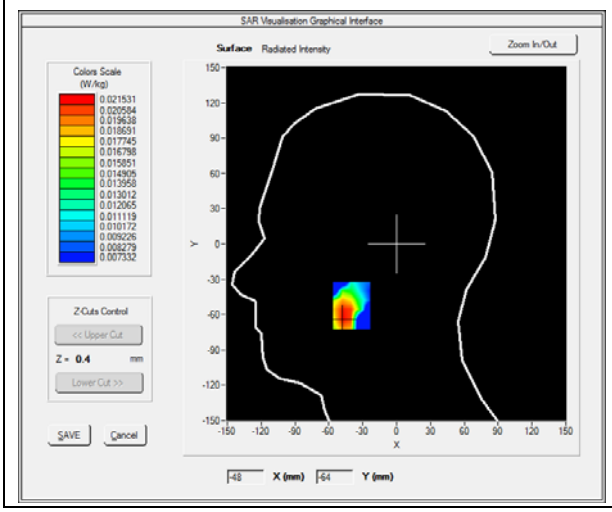	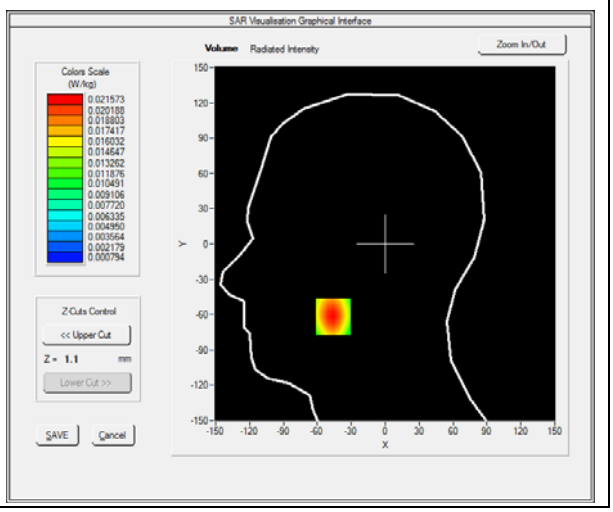

Maximum location: X=-46.00, Y=-62.00

SAR 10g (W/Kg)	**0.011353**
SAR 1g (W/Kg)	**0.020247**

Z (mm)	**0.00**	**4.00**	**9.00**	**14.00**	**19.00**
SAR (W/Kg)	**0.0000**	**0.0216**	**0.0120**	**0.0067**	**0.0038**

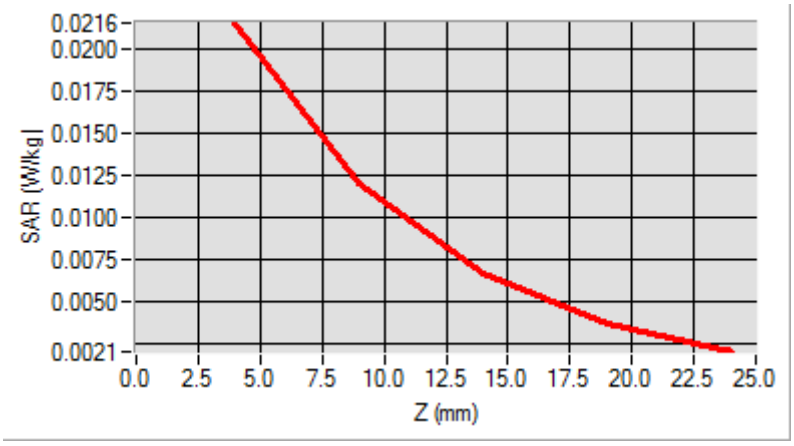

3D screen shot	**Hot spot position**
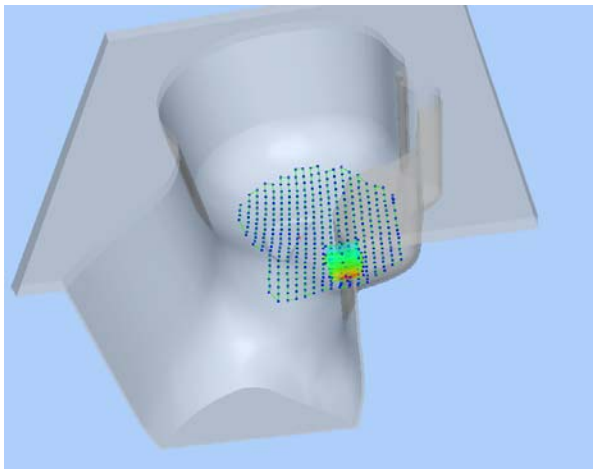	

MEASUREMENT 40

Type: Phone measurement (Complete)
Date of measurement: 07/28/2014
Measurement duration: 12 minutes 3 seconds
E-field Probe: SSE5 - SN 09/13 EP168; ConvF: 6.30; Calibrated: 03/21/2014

A. Experimental conditions

Area Scan	sam_direct_droit2_surf8mm.txt
Phantom	Flat Plane
Device Position	Back
Band	WCDMA1900_RMC
Channels	High
Signal	Duty Cycle: 1.00 (Crest factor: 1.00)

B. SAR Measurement Results

Frequency (MHz)	1907.600000
Relative Permittivity (real part)	53.960000
Conductivity (S/m)	1.560000
Power Variation (%)	0.768521
Ambient Temperature	21.1
Liquid Temperature	21.3

SURFACE SAR	VOLUME SAR
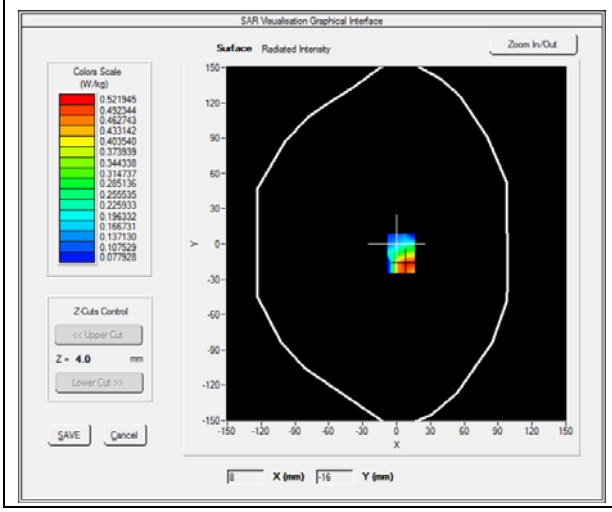	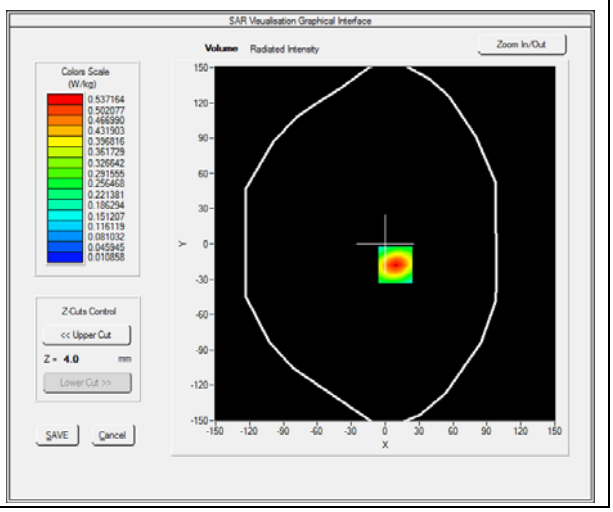

Maximum location: X=9.00, Y=-18.00

SAR 10g (W/Kg)	**0.249693**
SAR 1g (W/Kg)	**0.492566**

Z (mm)	**0.00**	**4.00**	**9.00**	**14.00**	**19.00**
SAR (W/Kg)	**0.0000**	**0.5372**	**0.2743**	**0.1377**	**0.0713**

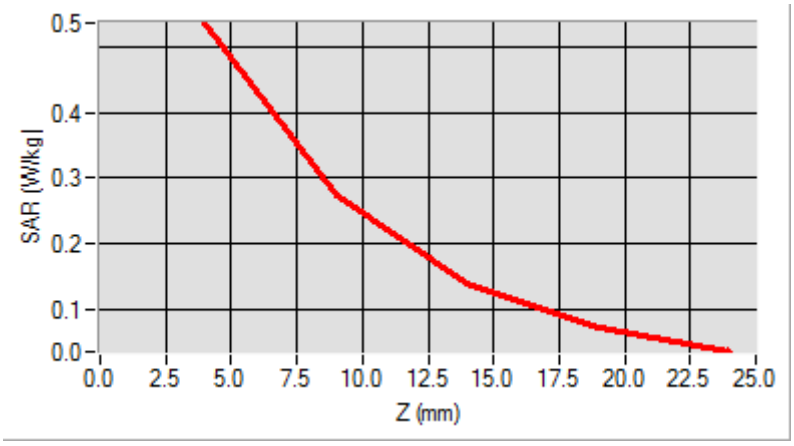

3D screen shot	**Hot spot position**
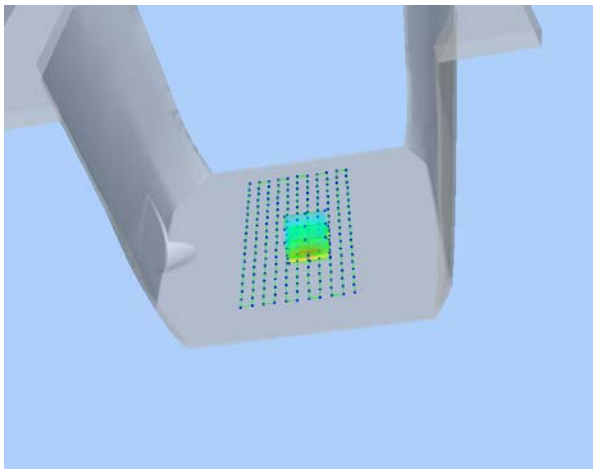	

MEASUREMENT 41

Type: Phone measurement (Complete)
Date of measurement: 07/28/2014
Measurement duration: 12 minutes 3 seconds
E-field Probe: SSE5 - SN 09/13 EP168; ConvF: 6.30; Calibrated: 03/21/2014

A. Experimental conditions

Area Scan	sam_direct_droit2_surf8mm.txt
Phantom	Flat Plane
Device Position	Front
Band	WCDMA1900_RMC
Channels	High
Signal	Duty Cycle: 1.00 (Crest factor: 1.00)

B. SAR Measurement Results

Frequency (MHz)	1907.600000
Relative Permittivity (real part)	53.960000
Conductivity (S/m)	1.560000
Power Variation (%)	0.768521
Ambient Temperature	21.1
Liquid Temperature	21.3

SURFACE SAR	VOLUME SAR
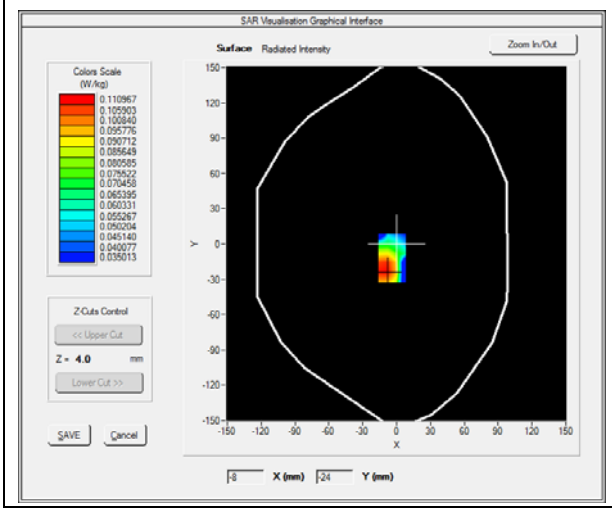	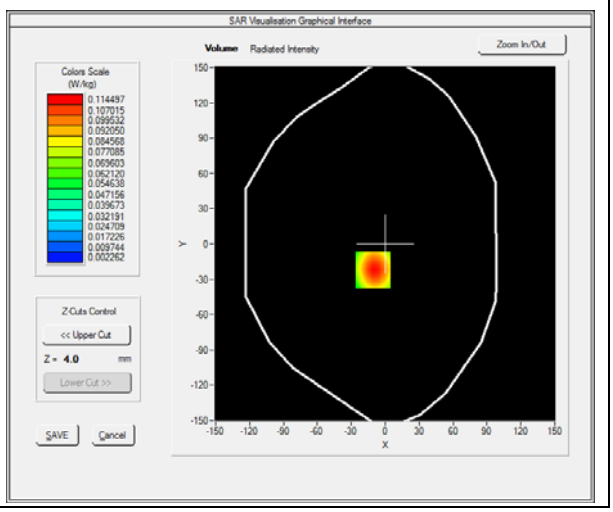

Maximum location: X=-11.00, Y=-22.00

SAR 10g (W/Kg)	**0.057743**
SAR 1g (W/Kg)	**0.107546**

Z (mm)	**0.00**	**4.00**	**9.00**	**14.00**	**19.00**
SAR (W/Kg)	**0.0000**	**0.1145**	**0.0592**	**0.0298**	**0.0151**

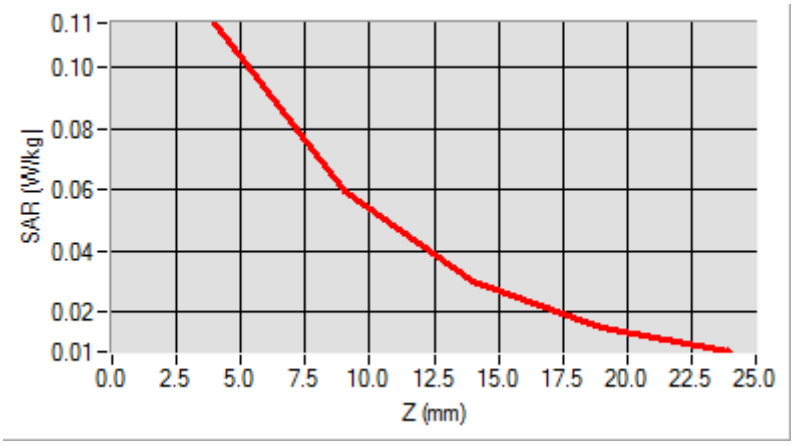

3D screen shot	**Hot spot position**
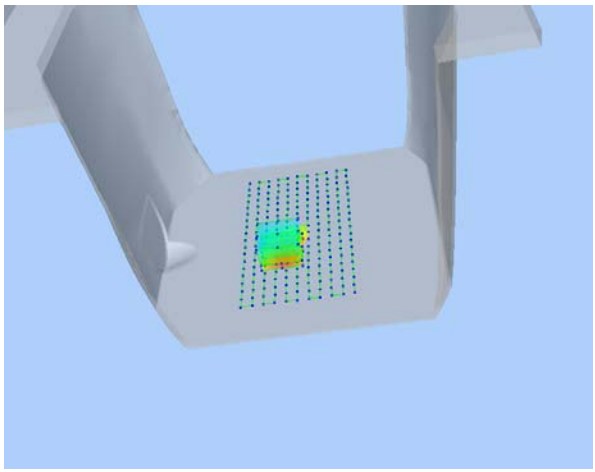	

MEASUREMENT 42

Type: Phone measurement (Complete)
Date of measurement: 07/28/2014
Measurement duration: 12 minutes 3 seconds
E-field Probe: SSE5 - SN 09/13 EP168; ConvF: 6.30; Calibrated: 03/21/2014

A. Experimental conditions

Area Scan	sam_direct_droit2_surf8mm.txt
Phantom	Flat Plane
Device Position	Bottom
Band	WCDMA1900_RMC
Channels	High
Signal	Duty Cycle: 1.00 (Crest factor: 1.00)

B. SAR Measurement Results

Frequency (MHz)	1907.600000
Relative Permittivity (real part)	53.960000
Conductivity (S/m)	1.560000
Power Variation (%)	0.768521
Ambient Temperature	21.1
Liquid Temperature	21.3

SURFACE SAR	VOLUME SAR
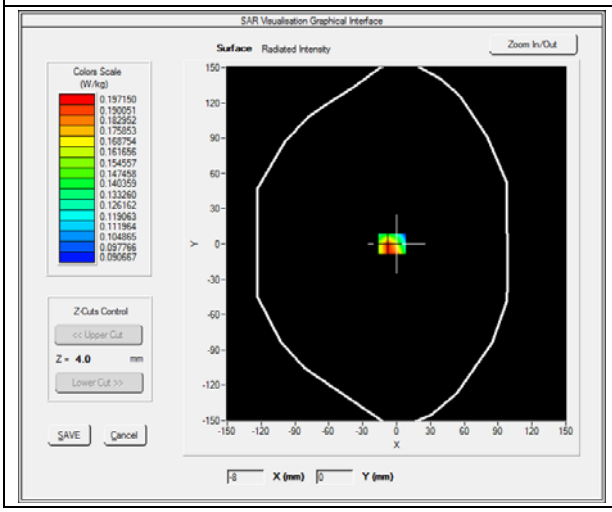	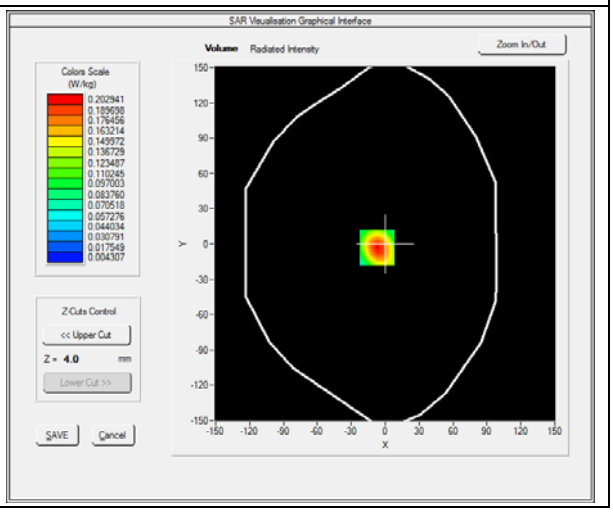

Maximum location: X=-7.00, Y=-3.00

SAR 10g (W/Kg)	**0.045241**
SAR 1g (W/Kg)	**0.086981**

Z (mm)	**0.00**	**4.00**	**9.00**	**14.00**	**19.00**
SAR (W/Kg)	**0.0000**	**0.0964**	**0.0485**	**0.0243**	**0.0121**

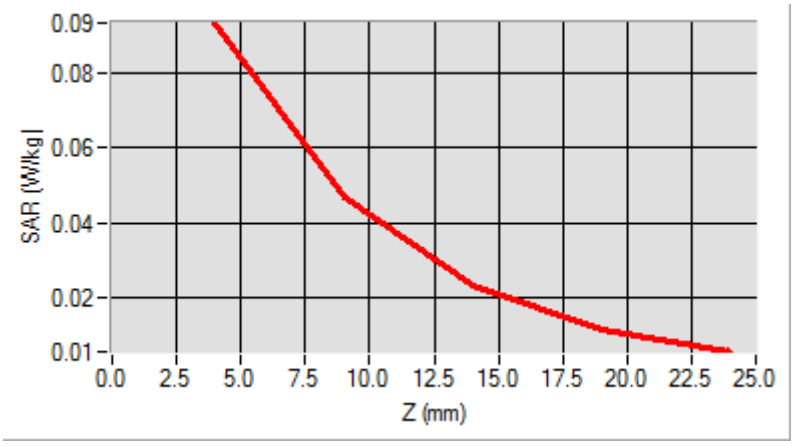

3D screen shot	**Hot spot position**
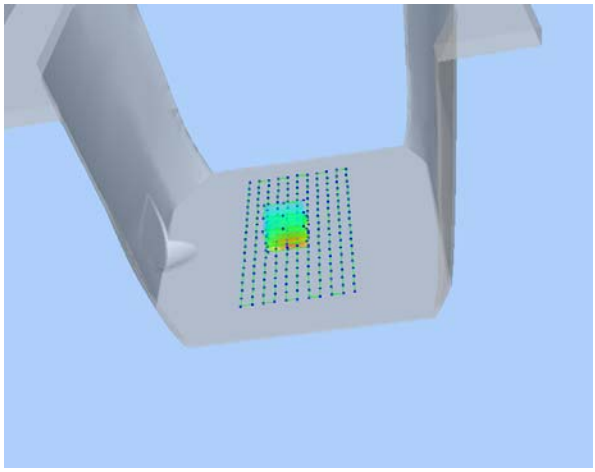	

MEASUREMENT 43

Type: Phone measurement (Complete)
Date of measurement: 07/28/2014
Measurement duration: 12 minutes 3 seconds
E-field Probe: SSE5 - SN 09/13 EP168; ConvF: 6.30; Calibrated: 03/21/2014

A. Experimental conditions

Area Scan	sam_direct_droit2_surf8mm.txt
Phantom	Flat Plane
Device Position	Right side
Band	WCDMA1900_RMC
Channels	High
Signal	Duty Cycle: 1.00 (Crest factor: 1.00)

B. SAR Measurement Results

Frequency (MHz)	1907.600000
Relative Permittivity (real part)	53.960000
Conductivity (S/m)	1.560000
Power Variation (%)	0.768521
Ambient Temperature	21.1
Liquid Temperature	21.3

SURFACE SAR	VOLUME SAR
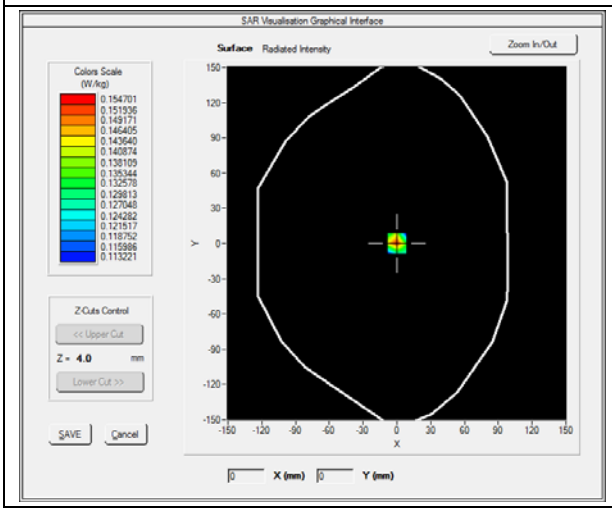	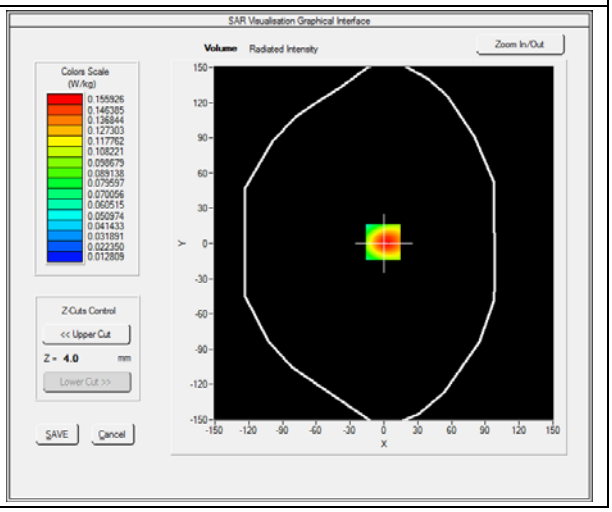

Maximum location: X=6.00, Y=2.00

SAR 10g (W/Kg)	**0.035850**
SAR 1g (W/Kg)	**0.084250**

Z (mm)	**0.00**	**4.00**	**9.00**	**14.00**	**19.00**
SAR (W/Kg)	**0.0000**	**0.0895**	**0.0440**	**0.0204**	**0.0111**

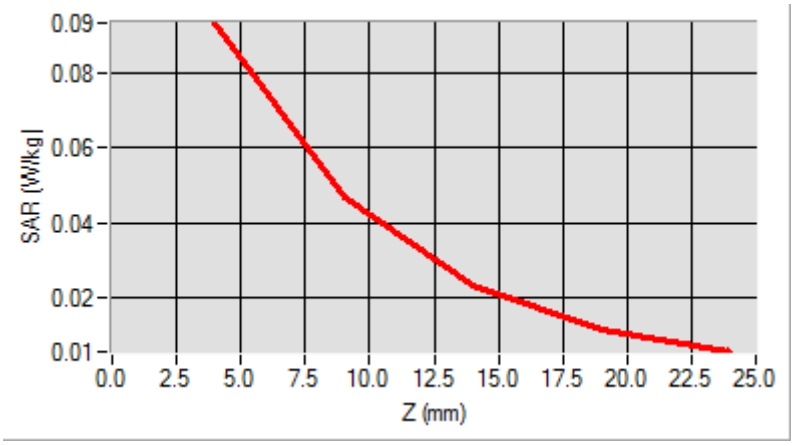

3D screen shot	**Hot spot position**
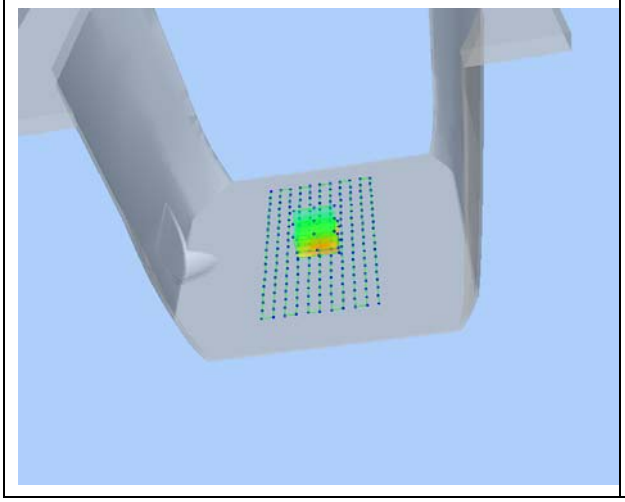	

MEASUREMENT 44

Type: Phone measurement (Complete)
Date of measurement: 07/28/2014
Measurement duration: 12 minutes 3 seconds
E-field Probe: SSE5 - SN 09/13 EP168; ConvF: 6.30; Calibrated: 03/21/2014

A. Experimental conditions

Area Scan	sam_direct_droit2_surf8mm.txt
Phantom	Flat Plane
Device Position	Left side
Band	WCDMA1900_RMC
Channels	High
Signal	Duty Cycle: 1.00 (Crest factor: 1.00)

B. SAR Measurement Results

Frequency (MHz)	1907.600000
Relative Permittivity (real part)	53.960000
Conductivity (S/m)	1.560000
Power Variation (%)	0.768521
Ambient Temperature	21.1
Liquid Temperature	21.3

SURFACE SAR	VOLUME SAR
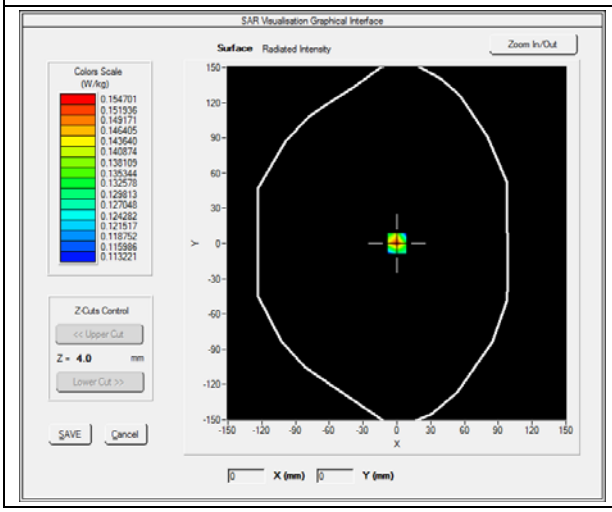	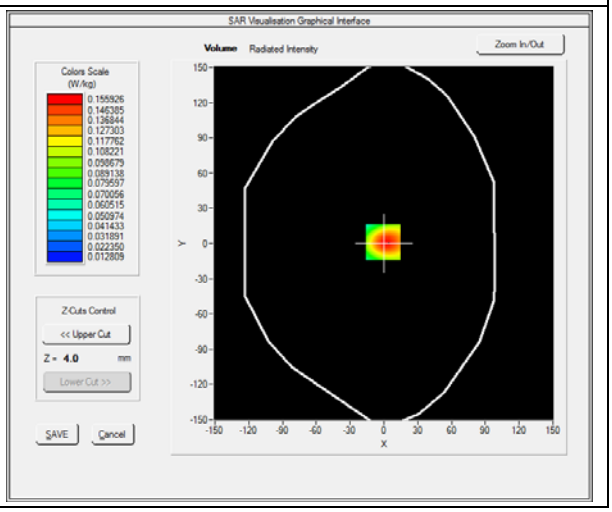

Maximum location: X=6.00, Y=2.00

SAR 10g (W/Kg)	**0.044000**
SAR 1g (W/Kg)	**0.081240**

Z (mm)	**0.00**	**4.00**	**9.00**	**14.00**	**19.00**
SAR (W/Kg)	**0.0000**	**0.08874**	**0.0414**	**0.0221**	**0.0101**

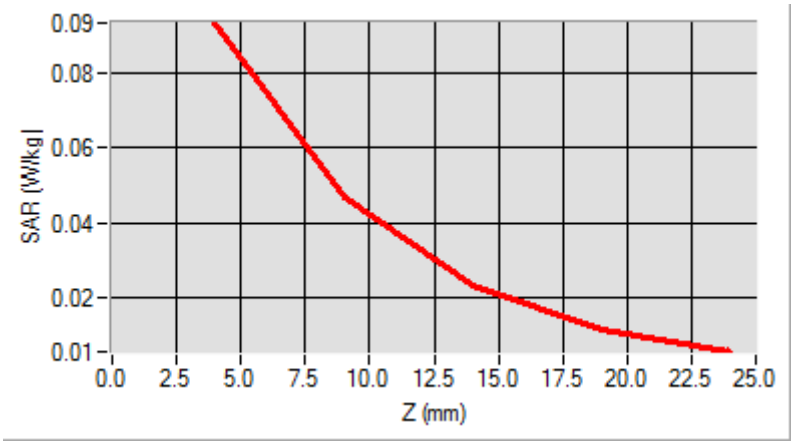

3D screen shot	**Hot spot position**
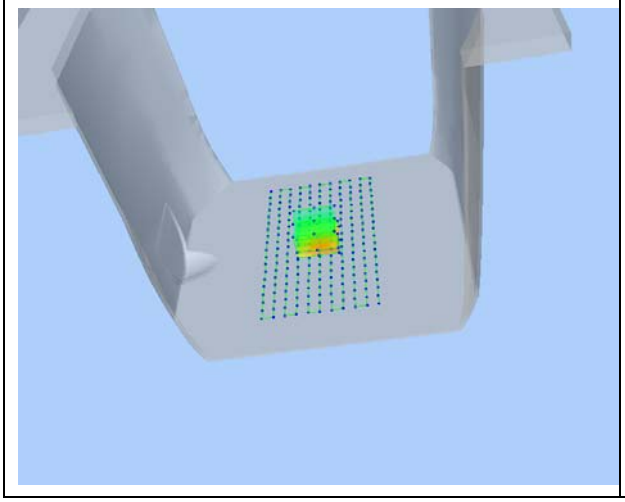	

MEASUREMENT 45

Type: Phone measurement (Complete)
Date of measurement: 07/28/2014
Measurement duration: 12 minutes 3 seconds
E-field Probe: SSE5 - SN 09/13 EP168; ConvF: 6.30; Calibrated: 03/21/2014

A. Experimental conditions

Area Scan	sam_direct_droit2_surf8mm.txt
Phantom	Flat Plane
Device Position	Back(Body-worn)
Band	WCDMA1900_RMC
Channels	High
Signal	Duty Cycle: 1.00 (Crest factor: 1.00)

B. SAR Measurement Results

Frequency (MHz)	1907.600000
Relative Permittivity (real part)	53.960000
Conductivity (S/m)	1.560000
Power Variation (%)	0.768521
Ambient Temperature	21.1
Liquid Temperature	21.3

SURFACE SAR	VOLUME SAR
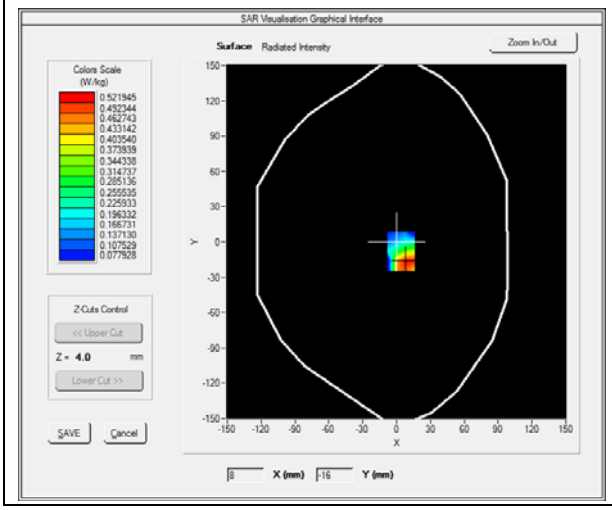	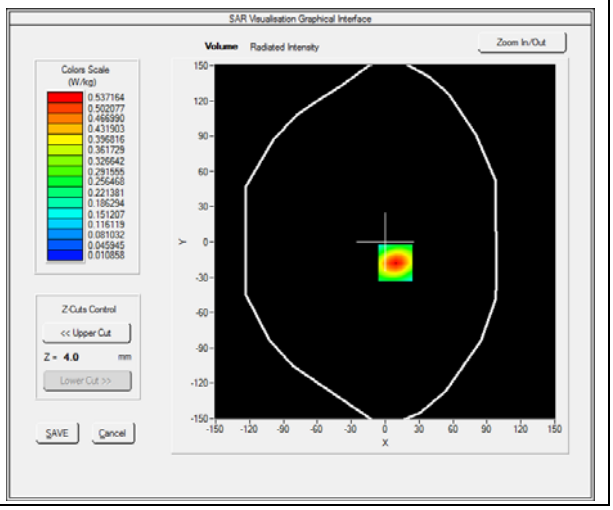

Maximum location: X=9.00, Y=-18.00

SAR 10g (W/Kg)	**0.247452**
SAR 1g (W/Kg)	**0.486525**

Z (mm)	**0.00**	**4.00**	**9.00**	**14.00**	**19.00**
SAR (W/Kg)	**0.0000**	**0.5340**	**0.2715**	**0.1347**	**0.0702**

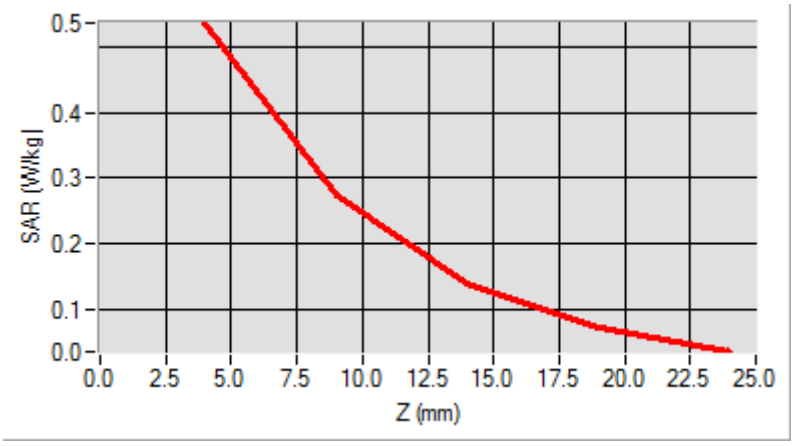

3D screen shot	**Hot spot position**
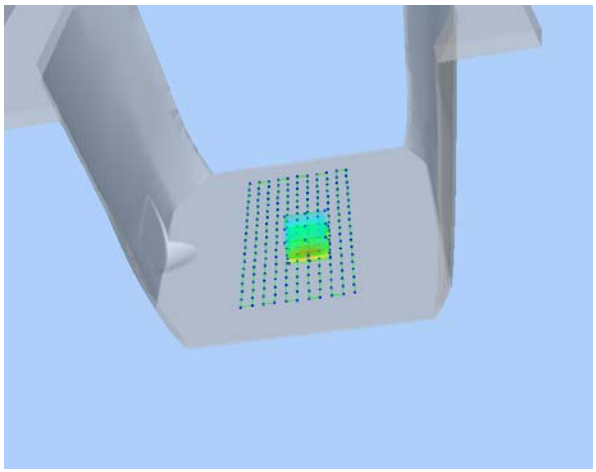	

MEASUREMENT 46

Type: Phone measurement (Complete)
Date of measurement: 07/28/2014
Measurement duration: 12 minutes 3 seconds
E-field Probe: SSE5 - SN 09/13 EP168; ConvF: 6.30; Calibrated: 03/21/2014

A. Experimental conditions

Area Scan	sam_direct_droit2_surf8mm.txt
Phantom	Flat Plane
Device Position	Front(Body-worn)
Band	WCDMA1900_RMC
Channels	High
Signal	Duty Cycle: 1.00 (Crest factor: 1.00)

B. SAR Measurement Results

Frequency (MHz)	1907.600000
Relative Permittivity (real part)	53.960000
Conductivity (S/m)	1.560000
Power Variation (%)	0.768521
Ambient Temperature	21.1
Liquid Temperature	21.3

SURFACE SAR	VOLUME SAR
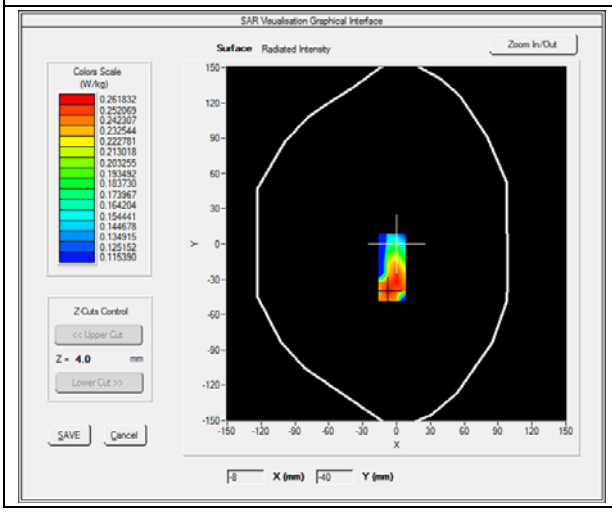	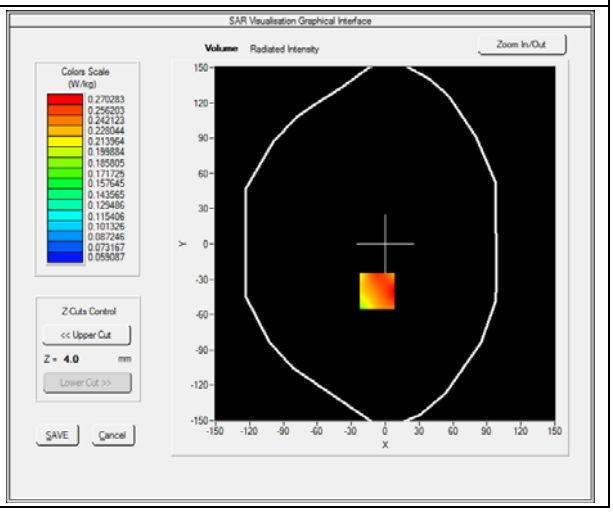

Maximum location: X=-47.00, Y=-8.00

SAR 10g (W/Kg)	**0.091044**
SAR 1g (W/Kg)	**0.118086**

Z (mm)	**0.00**	**4.00**	**9.00**	**14.00**	**19.00**
SAR (W/Kg)	**0.0000**	**0.1217**	**0.0964**	**0.0775**	**0.0634**

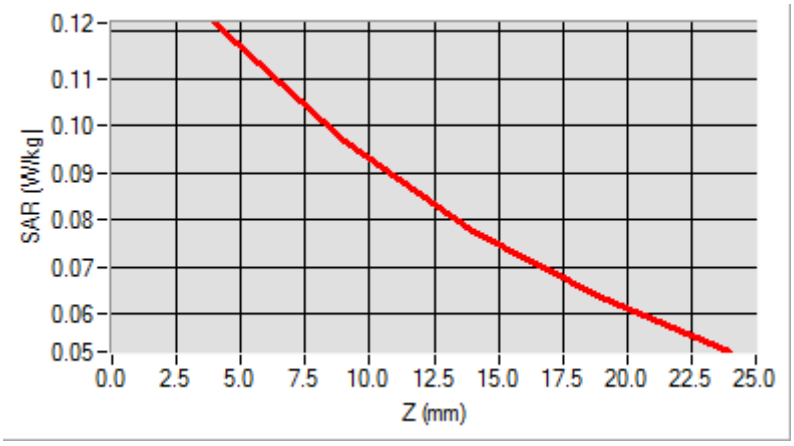

3D screen shot	**Hot spot position**
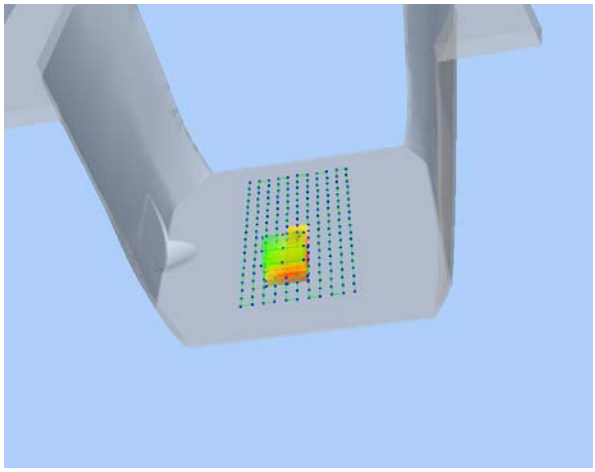	

Annex C. EUT Photos

EUT View_Front

EUT View_Back

Antenna View

Annex D. Test Setup Photos

Test View 1 (Right Head)

Cheek



Tilt



Test View 2 (Left Head)

Cheek



Tilt



Test View 3

Front Side

Back Side

Right side

Left side

Bottom Side

Body-worn

Annex E. Calibration Certificate

Please refer to the exhibit for the calibration certificate

******* END OF REPORT *******