SlimTouch™ 4110

Wireless Mini Touchpad Keyboard

Model: WKB-4110UB

QuickGuide

English

www.adesso.com

LIMITED WARRANTY

Adesso® provides a one year limited warranty for all of its products against defects in materials and workmanship.

During this period, Adesso® will repair or replace any product which proves to be defective. However, Adesso® will not warrant any product which has been subject to improper handling, abuse, negligence, improper installation or unauthorized repair. The warranty will not cover products installed with components not approved by Adesso® and products where the sealed assembly trace has been broken.

If you discover a defect, Adesso® will, at its option, repair or replace the product free of charge, provided you return it during the warranty period with freight charges pre-paid to Adesso®. Before returning any product, you must obtain a Return Merchandise Authorization number (RMA). This RMA # must be clearly marked on the outside of the package you are returning for warranty service. Be certain to also include your name, shipping address (no PO Boxes), telephone number, and a copy of the invoice showing proof of purchase in the package.

SUPPORT

We have listed most of our FAQ's (Frequently Asked Questions) at: http://www.adesso.com/-faqs.asp. Please visit our FAQ Service & Support pages before you contact our E-mail or Telephone Support.

Email Support: If our FAQ's do not help you resolve your issues, please email support@adesso.com

Telephone Support:
Toll Free: (800) 795-6788
9:00AM to 5:00PM PST Monday - Friday

INTRODUCTION:

The Adesso SlimTouch™ 4110 Wireless Mini Touchpad Keyboard offers its user a unique typing experience with its portability and built-in touchpad. With the 2.4GHz wireless technology and its compact sizing this keyboard is truly a space saver. It also eliminates the need of a mouse because it's got a built-in touchpad. With the power ON/OFF switch users are able to preserve battery power extending its usage period. Last but not least, its membrane key switch offers a lifecycle of up to 5 million keystrokes.

SPECIFICATIONS:

Key Layout:	87-US Key Layout
Key Type:	Membrane
Connection:	2.4 GHz Wireless Technology
Indicators:	Num Lock, Caps Lock
Range:	30 ft. (10m)
Battery:	2 AAA
Cable Length:	6 ft. (1.8m)
Keyboard Dimensions:	11.75 x 8.25 x 1" (296 x 209 x 25 mm)
Touchpad Dimensions:	3.1 x 1.75" (77 x 45 mm)
Weight:	1.22 lbs. (550g)
Connect Button:	Yes
Power Switch:	Yes
Power Sleep Mode:	5 minutes (if not used)

REQUIREMENT:

Operating System:	Windows® 7 & above
Connectivity Interface:	USB for 2.4GHz wireless receiver

DESCRIPTION

(Front View)

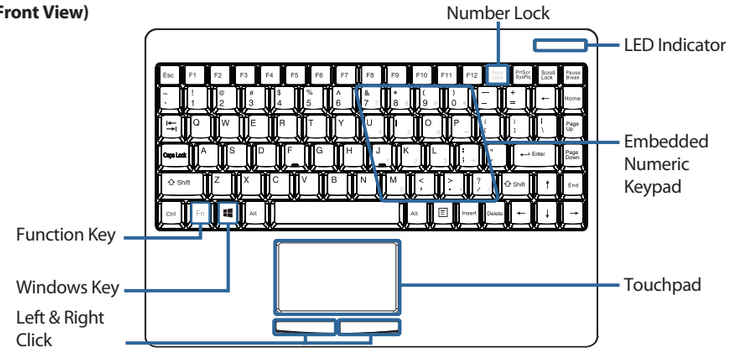

(Back View)

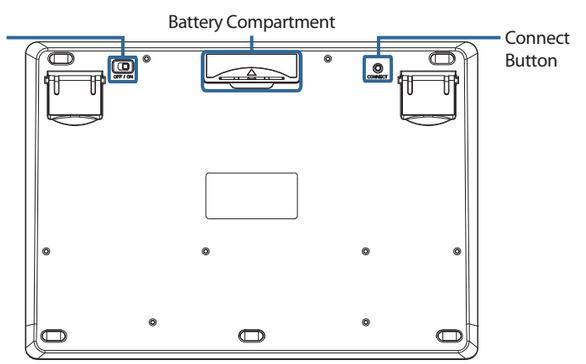

CONTENTS

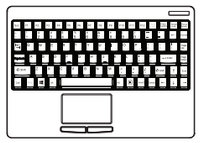

WKB-4110UB

(2) AAA Batteries

USB Receiver

Quick Start User Guide

INSTALLATION

1. Turn ON your computer and let Windows load completely.

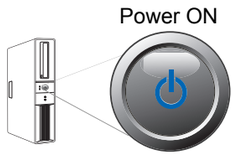

2. Insert the USB receiver into your computer's USB port. operating system will automatically detect your device.

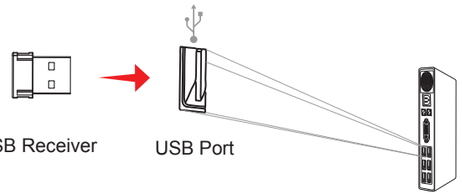

3. Remove the battery compartment and insert (2) AAA batteries into the device and turn the power switch to ON.

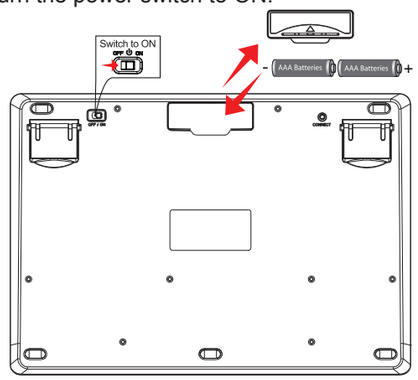

NOTE:

Windows will detect the driver for the keyboard automatically. No driver required.

FCC Caution.

This device complies with part 15 of the FCC Rules. Operation is subject to the following two conditions: (1) This device may not cause harmful interference, and (2) this device must accept any interference received, including interference that may cause undesired operation. Any Changes or modifications not expressly approved by the party responsible for compliance could void the user's authority to operate the equipment.

Note: This equipment has been tested and found to comply with the limits for a Class B digital device, pursuant to part 15 of the FCC Rules. These limits are designed to provide reasonable protection against harmful interference in a residential installation. This equipment generates uses and can radiate radio frequency energy and, if not installed and used in accordance with the instructions, may cause harmful interference to radio communications. However, there is no guarantee that interference will not occur in a particular installation. If this equipment does cause harmful interference to radio or television reception, which can be determined by turning the equipment off and on, the user is encouraged to try to correct the interference by one or more of the following measures:
-Reorient or relocate the receiving antenna.
-Increase the separation between the equipment and receiver.
-Connect the equipment into an outlet on a circuit different from that to which the receiver is connected.
-Consult the dealer or an experienced radio/TV technician for help.
* RF warning for Portable device:
The device has been evaluated to meet general RF exposure requirement. The device can be used in portable exposure condition without restriction.