Case No. : GTS20230508024-1-46	
Ambient Condition: 23 ℃, 48 %RH, Atmos100.1Kpa,	
Test Date: 2023.6.5	**Test Engineer:** Jenny zeng

Appendix D.1: Emission Bandwidth

Test Result

Test Mode	Antenna	Frequency[MHz]	26db EBW [MHz]	FL[MHz]	FH[MHz]	Limit[MHz]	Verdict
11A	Ant1	5180	22.240	5169.360	5191.600	---	---
		5200	22.600	5188.640	5211.240	---	---
		5240	22.920	5228.520	5251.440	---	---
11N20SISO	Ant1	5180	23.560	5168.960	5192.520	---	---
		5200	22.640	5188.760	5211.400	---	---
		5240	24.240	5227.120	5251.360	---	---
11N40SISO	Ant1	5190	43.280	5168.640	5211.920	---	---
		5230	44.240	5208.320	5252.560	---	---
11AC20SISO	Ant1	5180	23.440	5168.640	5192.080	---	---
		5200	23.080	5188.560	5211.640	---	---
		5240	23.840	5228.320	5252.160	---	---
11AC40SISO	Ant1	5190	43.520	5168.640	5212.160	---	---
		5230	44.480	5207.440	5251.920	---	---
11AC80SISO	Ant1	5210	83.840	5168.880	5252.720	---	---

Test Graphs

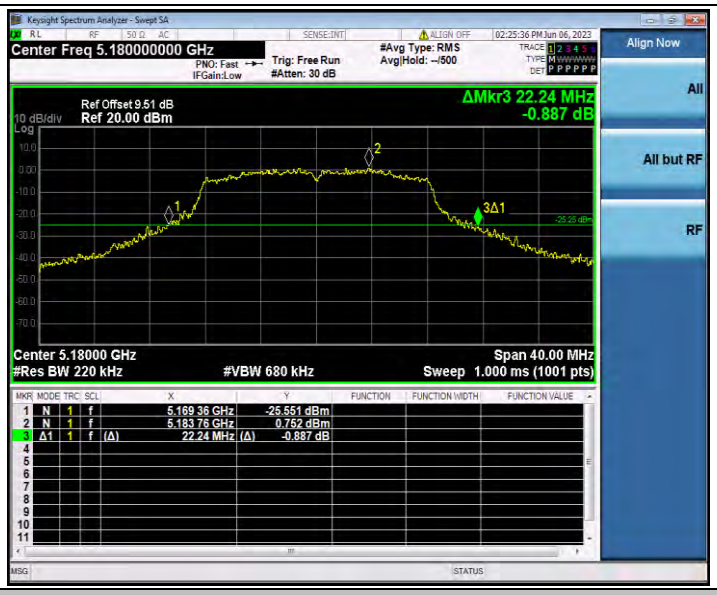

11A_Ant1_5180

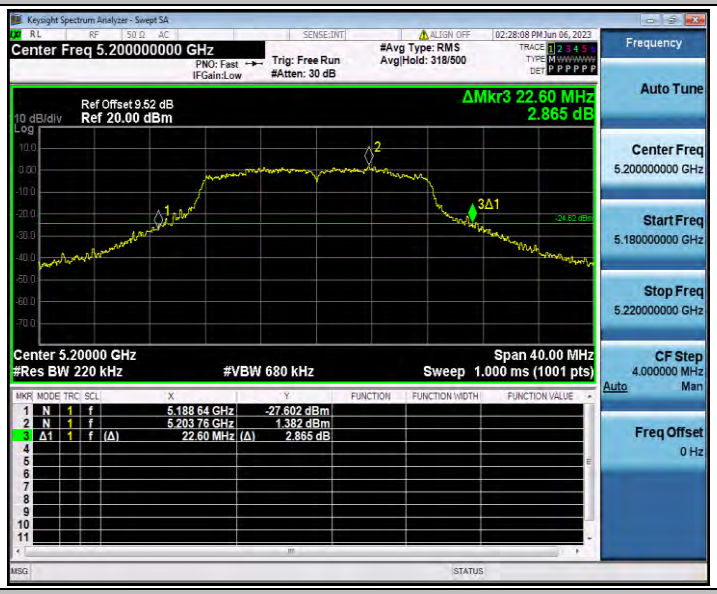

11A_Ant1_5200

11A_Ant1_5240

11N20SISO_Ant1_5180

11N20SISO_Ant1_5200

11N20SISO_Ant1_5240

11N40SISO_Ant1_5190

11N40SISO_Ant1_5230

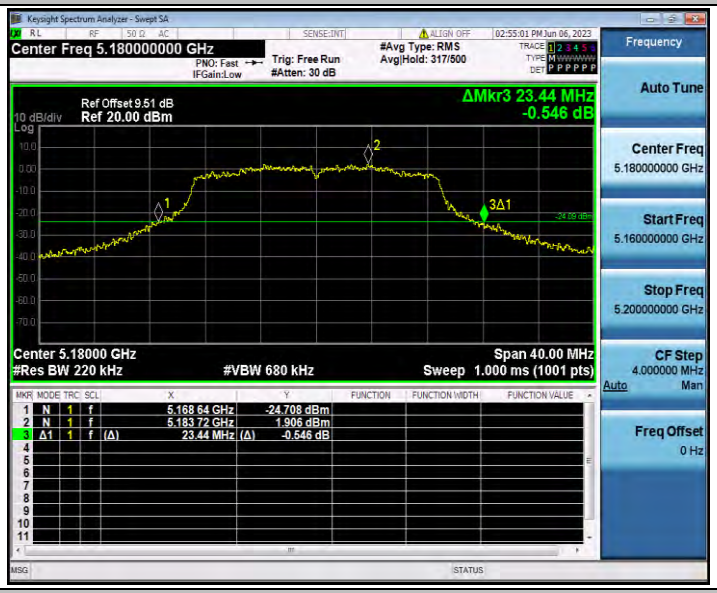

11AC20SISO_Ant1_5180

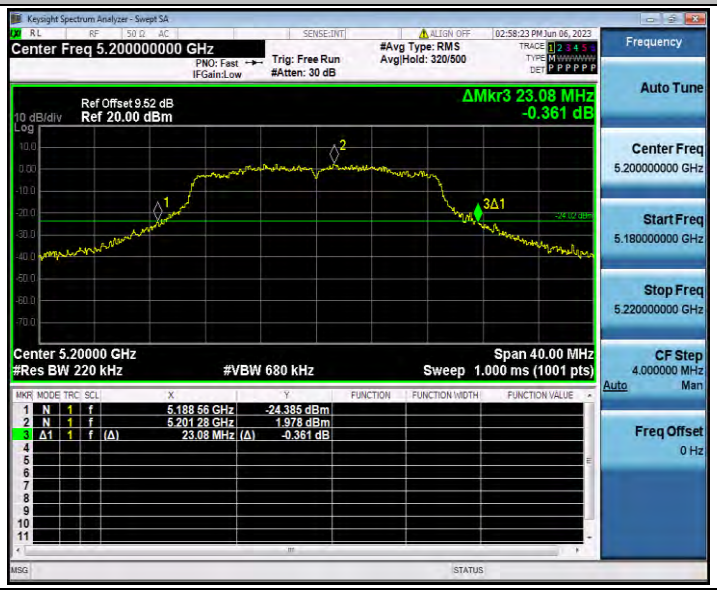

11AC20SISO_Ant1_5200
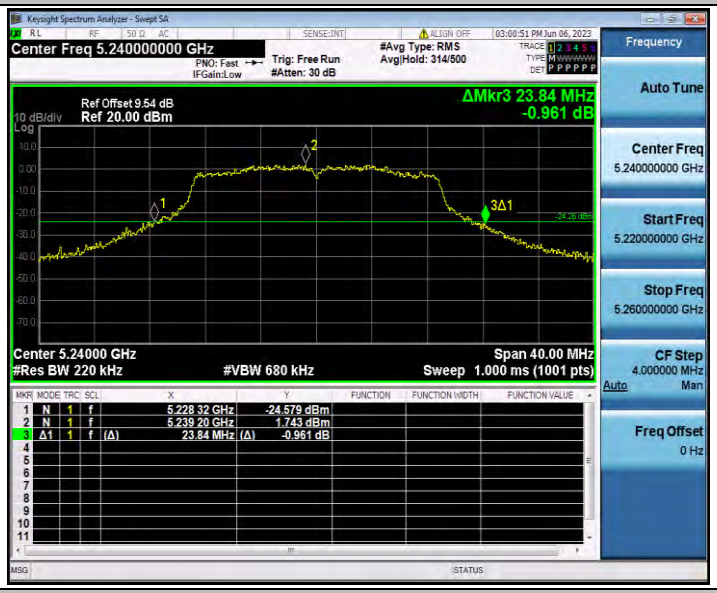

11AC20SISO_Ant1_5240
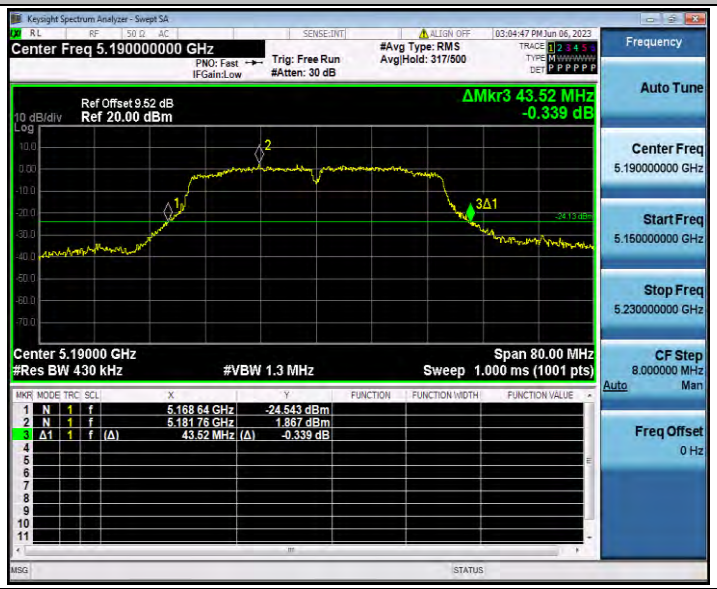

11AC40SISO_Ant1_5190

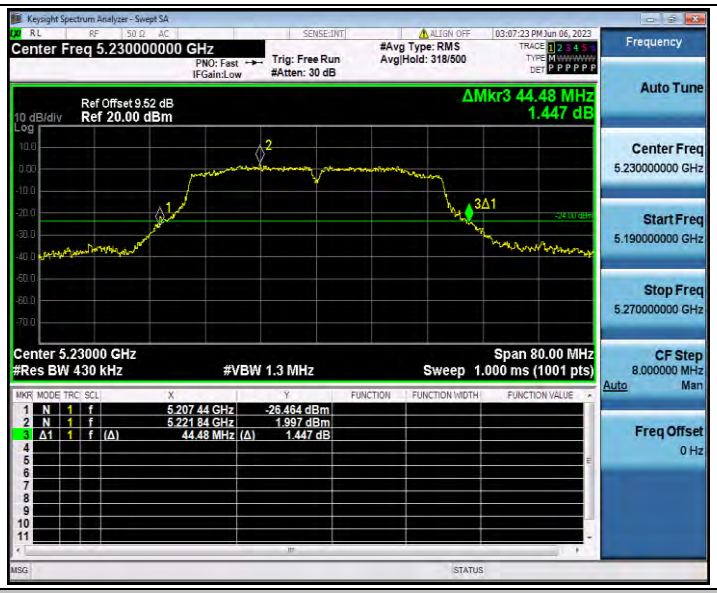

11AC40SISO_Ant1_5230

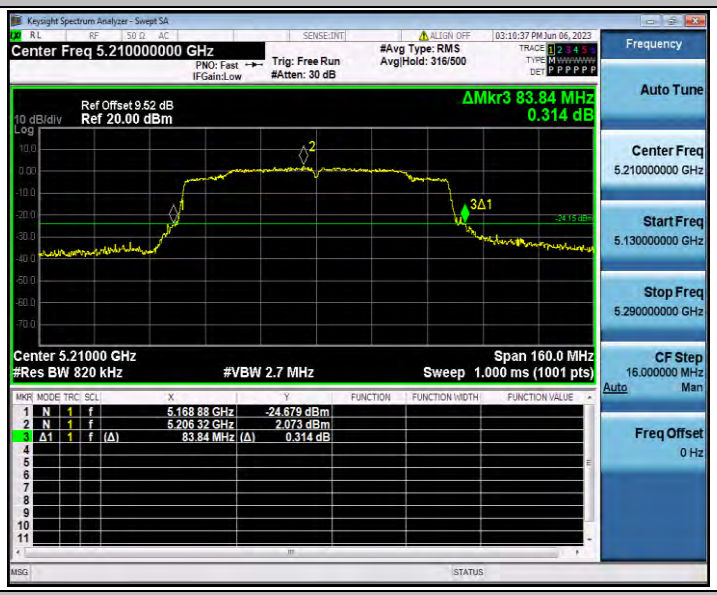

11AC80SISO_Ant1_5210

Appendix D.2: Occupied channel bandwidth

Test Result

Test Mode	Antenna	Frequency[MHz]	OCB [MHz]	FL[MHz]	FH[MHz]	Limit[MHz]	Verdict
11A	Ant1	5180	16.869	5171.635	5188.504	---	---
		5200	16.882	5191.611	5208.493	---	---
		5240	16.958	5231.499	5248.457	---	---
11N20SISO	Ant1	5180	18.044	5171.054	5189.098	---	---
		5200	18.045	5191.025	5209.070	---	---
		5240	18.069	5230.992	5249.061	---	---
11N40SISO	Ant1	5190	36.241	5171.948	5208.189	---	---
		5230	36.219	5211.861	5248.080	---	---
11AC20SISO	Ant1	5180	18.033	5171.033	5189.066	---	---
		5200	18.105	5190.971	5209.076	---	---
		5240	18.067	5230.972	5249.039	---	---
11AC40SISO	Ant1	5190	36.261	5171.956	5208.217	---	---
		5230	36.269	5211.846	5248.115	---	---
11AC80SISO	Ant1	5210	74.791	5172.624	5247.415	---	---

Test Graphs

11A_Ant1_5180

11A_Ant1_5200

11A_Ant1_5240

11N20SISO_Ant1_5180

11N20SISO_Ant1_5200

11N20SISO_Ant1_5240

11N40SISO_Ant1_5190

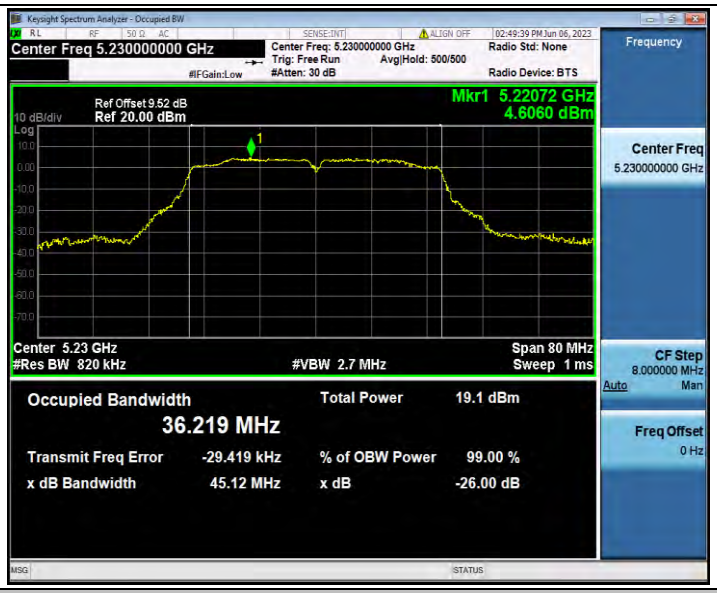

11N40SISO_Ant1_5230

11AC20SISO_Ant1_5180

11AC20SISO_Ant1_5200

11AC20SISO_Ant1_5240

11AC40SISO_Ant1_5190

11AC40SISO_Ant1_5230

11AC80SISO_Ant1_5210

Appendix D.3: Duty Cycle

Test Result

Test Mode	Antenna	Frequency[MHz]	Transmission Duration [ms]	Transmission Period [ms]	Duty Cycle [%]
11A	Ant1	5180	2.05	2.07	99.03
		5200	2.05	2.08	98.56
		5240	2.05	2.08	98.56
11N20SISO	Ant1	5180	1.90	1.93	98.45
		5200	1.91	1.94	98.45
		5240	1.91	1.94	98.45
11N40SISO	Ant1	5190	0.94	0.97	96.91
		5230	0.94	0.97	96.91
11AC20SISO	Ant1	5180	1.91	1.94	98.45
		5200	1.91	1.94	98.45
		5240	1.92	1.95	98.46
11AC40SISO	Ant1	5190	0.94	0.97	96.91
		5230	0.94	0.97	96.91
11AC80SISO	Ant1	5210	0.46	0.49	93.88

Test Graphs

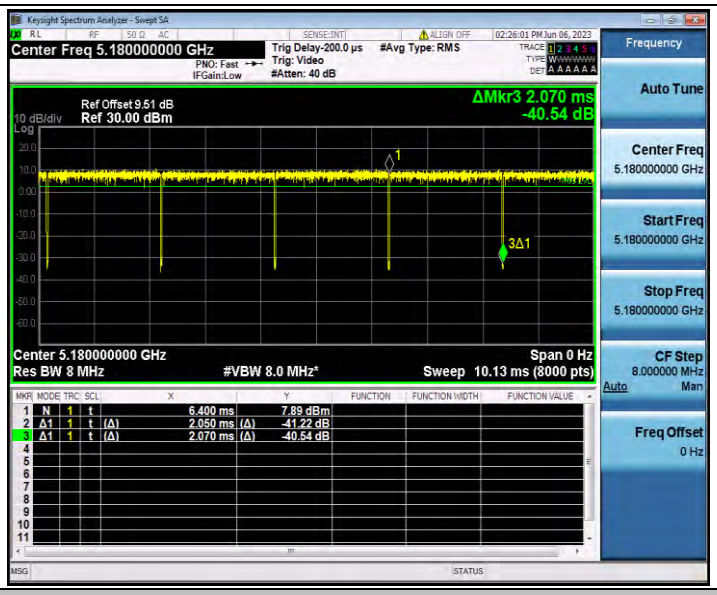

11A_Ant1_5180

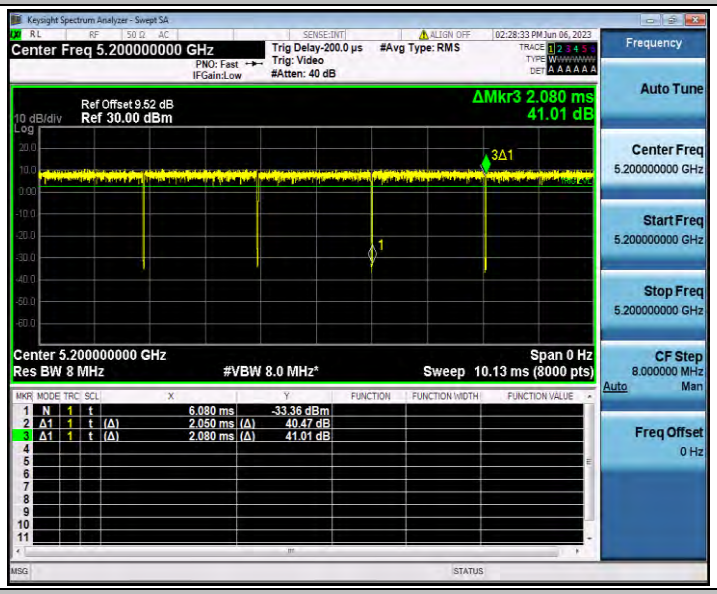

11A_Ant1_5200

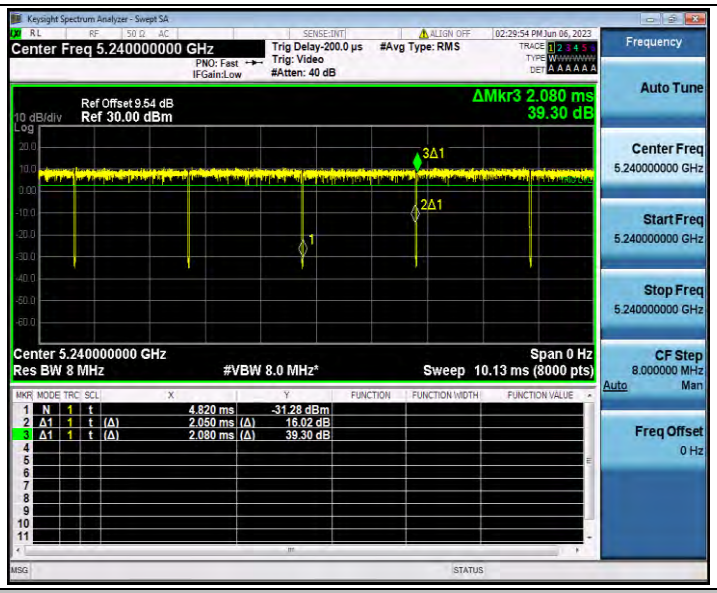

11A_Ant1_5240

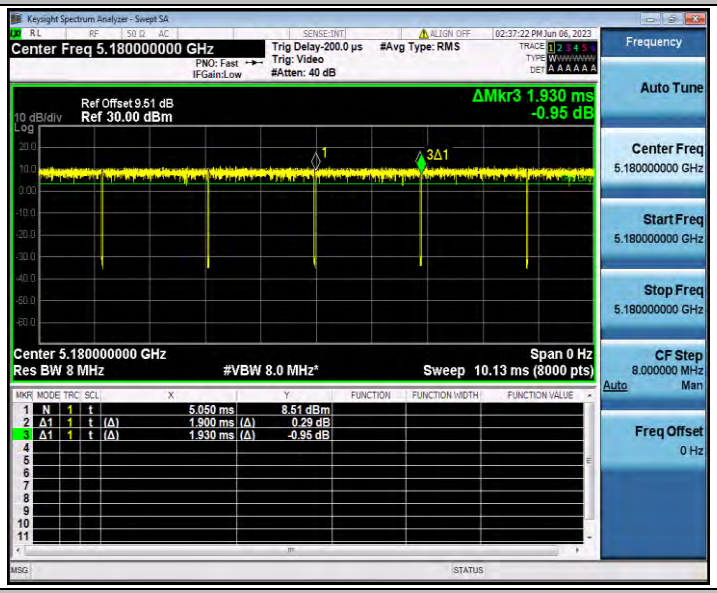

11N20SISO_Ant1_5180

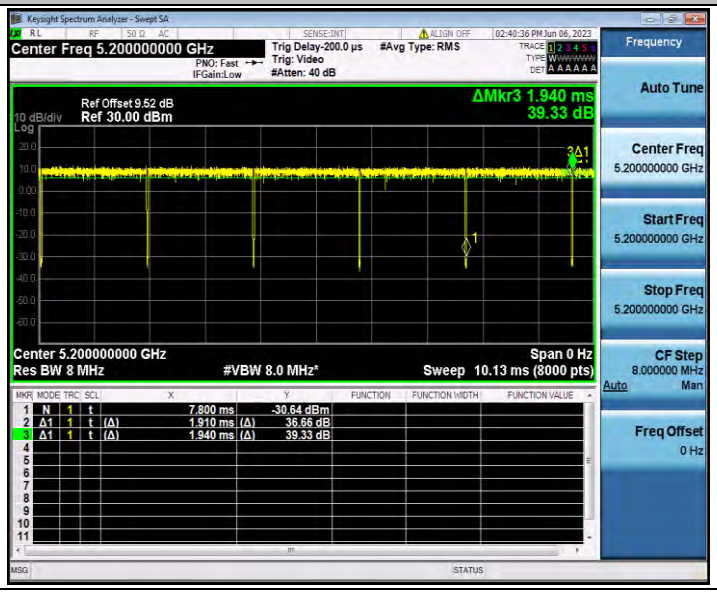

11N20SISO_Ant1_5200
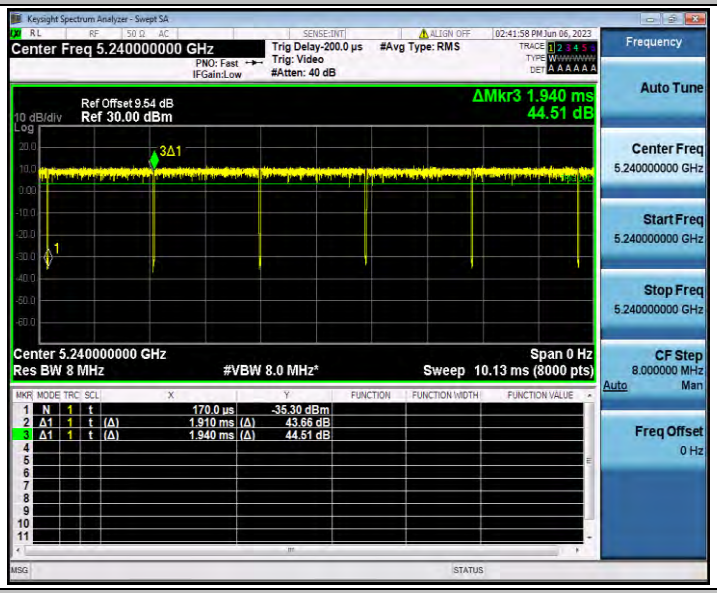
11N20SISO_Ant1_5240
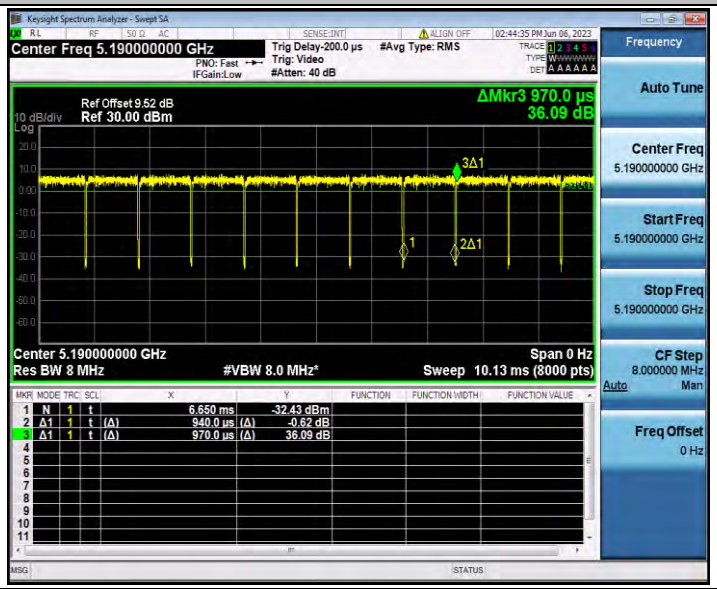
11N40SISO_Ant1_5190

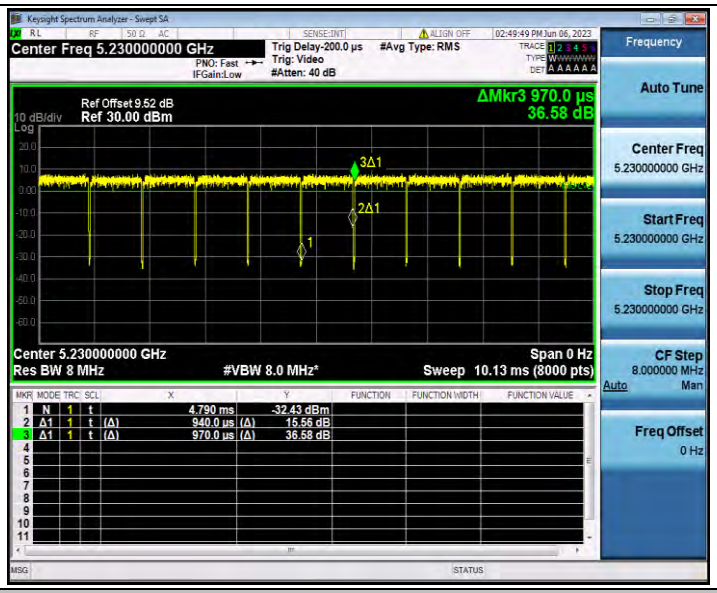

11N40SISO_Ant1_5230

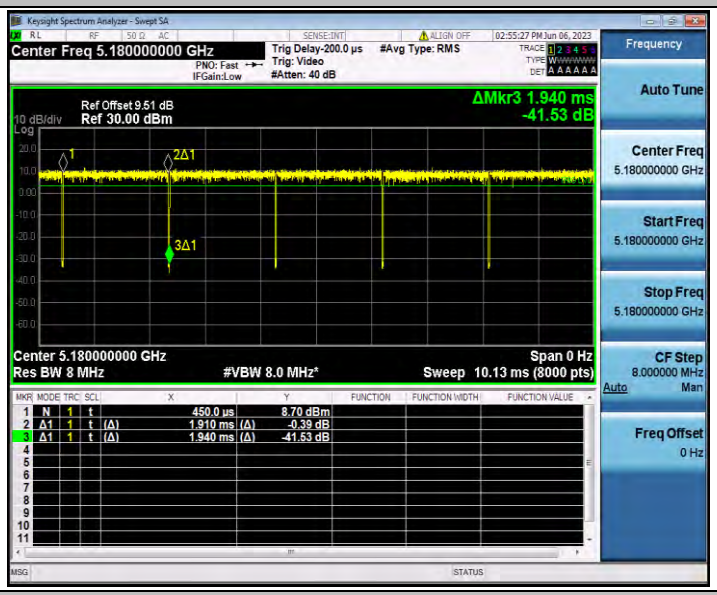

11AC20SISO_Ant1_5180

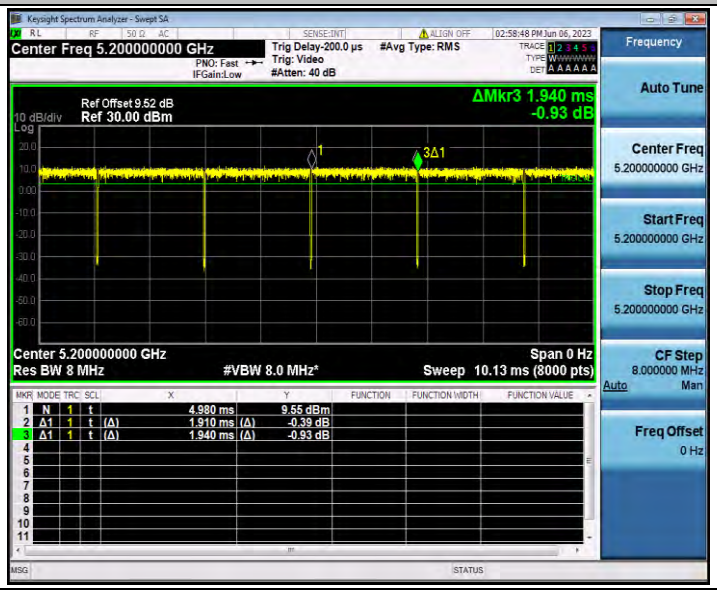

11AC20SISO_Ant1_5200

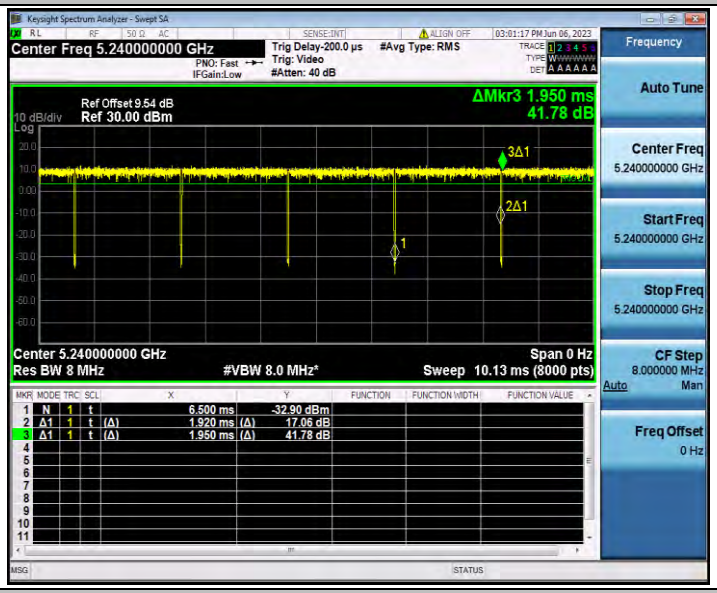

11AC20SISO_Ant1_5240

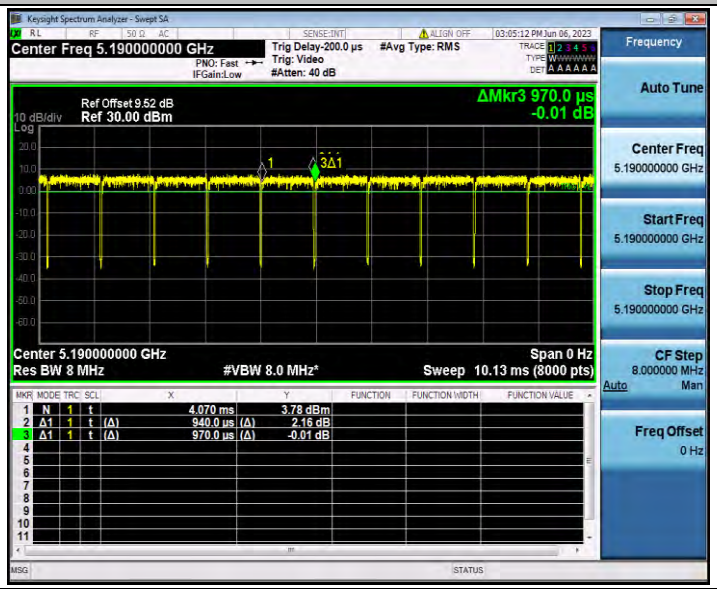

11AC40SISO_Ant1_5190

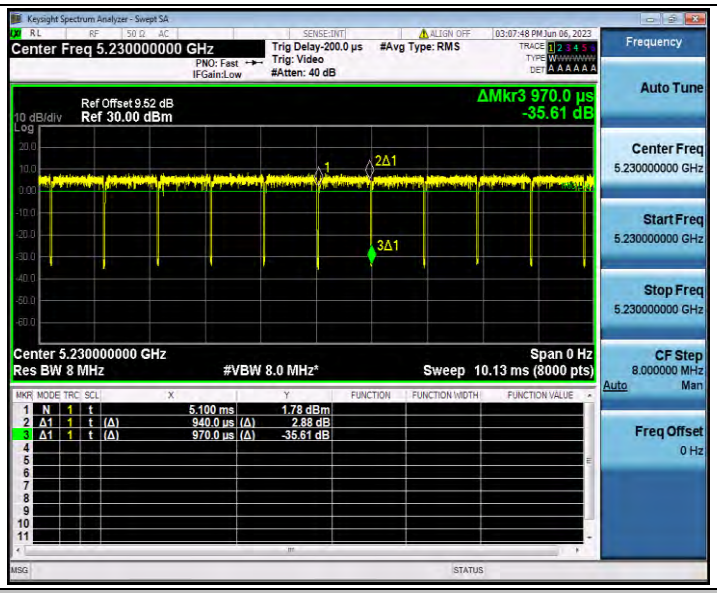

11AC40SISO_Ant1_5230

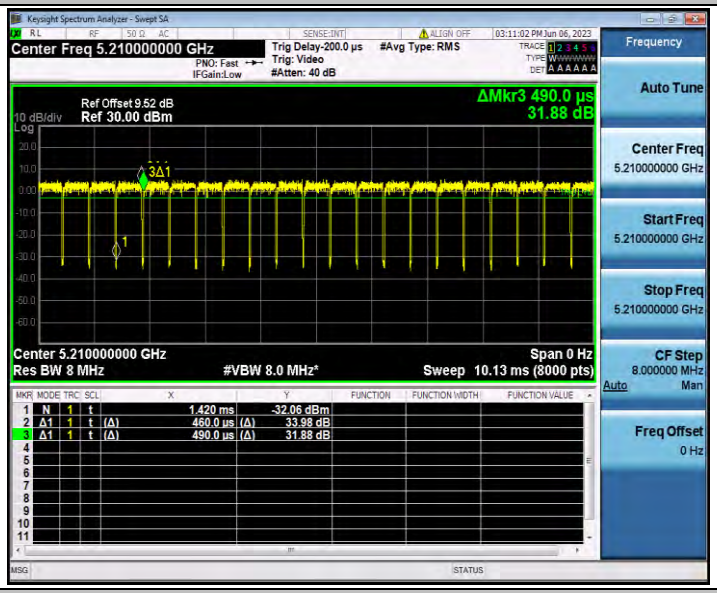

11AC80SISO_Ant1_5210

Appendix D.4: Maximum conducted output power

Test Result Channel Power

Test Mode	Antenna	Frequency[MHz]	Channel Powert [dBm]	Duty Cycle [%]	DC Factor [dBm]	Result [dBm]	Limit [dBm]	Verdict
11A	Ant1	5180	10.63	99.03	0.04	10.67	≤23.98	PASS
		5200	10.64	98.56	0.06	10.70	≤23.98	PASS
		5240	10.77	98.56	0.06	10.83	≤23.98	PASS
11N20SISO	Ant1	5180	11.22	98.45	0.07	11.29	≤23.98	PASS
		5200	11.28	98.45	0.07	11.35	≤23.98	PASS
		5240	11.41	98.45	0.07	11.48	≤23.98	PASS
11N40SISO	Ant1	5190	11.26	96.91	0.14	11.40	≤23.98	PASS
		5230	11.26	96.91	0.14	11.40	≤23.98	PASS
11AC20SISO	Ant1	5180	11.22	98.45	0.07	11.29	≤23.98	PASS
		5200	11.24	98.45	0.07	11.31	≤23.98	PASS
		5240	11.42	98.46	0.07	11.49	≤23.98	PASS
11AC40SISO	Ant1	5190	11.24	96.91	0.14	11.38	≤23.98	PASS
		5230	11.31	96.91	0.14	11.45	≤23.98	PASS
11AC80SISO	Ant1	5210	10.94	93.88	0.27	11.21	≤23.98	PASS

Note：The Duty Cycle Factor is compensated in the graph.

Appendix D.5: Maximum power spectral density

Test Result

Test Mode	Antenna	Frequency[MHz]	Result [dBm/MHz]	Limit[dBm/MHz]	Verdict
11A	Ant1	5180	-0.33	≤11.00	PASS
		5200	-0.2	≤11.00	PASS
		5240	0	≤11.00	PASS
11N20SISO	Ant1	5180	0.34	≤11.00	PASS
		5200	0.3	≤11.00	PASS
		5240	0.65	≤11.00	PASS
11N40SISO	Ant1	5190	-2.79	≤11.00	PASS
		5230	-2.64	≤11.00	PASS
11AC20SISO	Ant1	5180	0.29	≤11.00	PASS
		5200	0.47	≤11.00	PASS
		5240	0.61	≤11.00	PASS
11AC40SISO	Ant1	5190	-2.75	≤11.00	PASS
		5230	-2.5	≤11.00	PASS
11AC80SISO	Ant1	5210	-5.48	≤11.00	PASS

Note：1.The Result and Limit Unit is dBm/500 kHz in the band 5.725–5.85 GHz.
2.The Duty Cycle Factor and RBW Factor is compensated in the graph.

Test Graphs

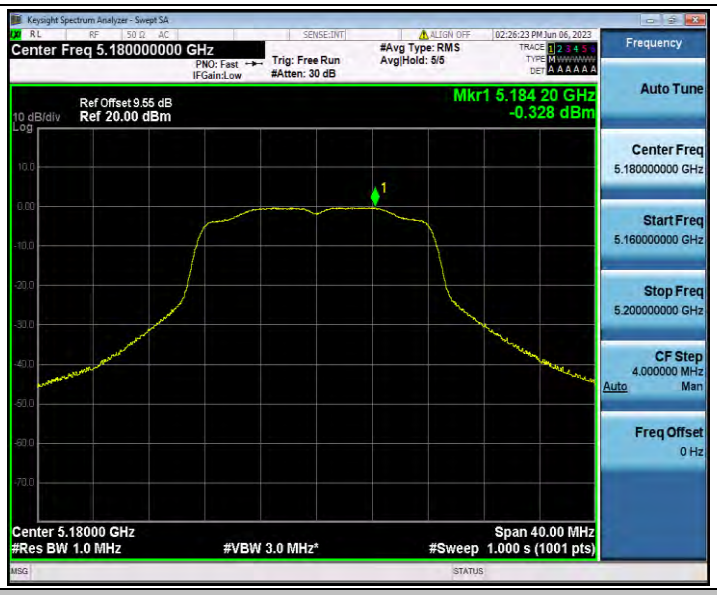

11A_Ant1_5180

11A_Ant1_5200

11A_Ant1_5240

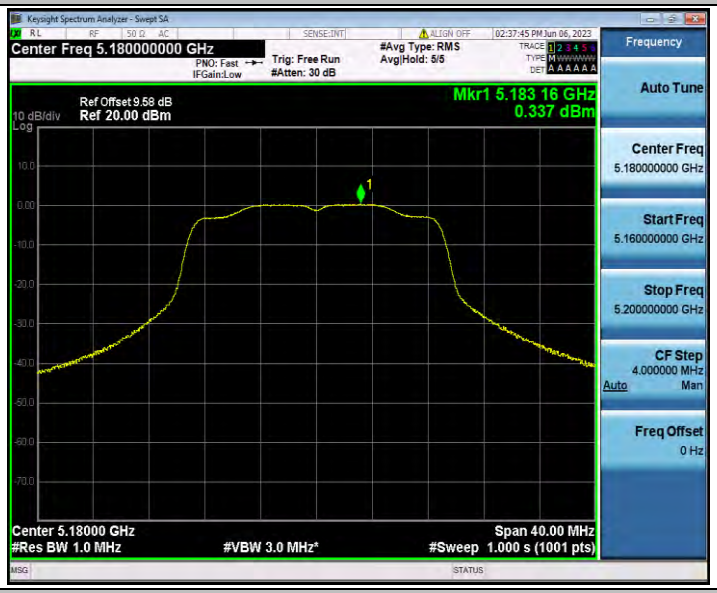

11N20SISO_Ant1_5180

11N20SISO_Ant1_5200

11N20SISO_Ant1_5240

11N40SISO_Ant1_5190

11N40SISO_Ant1_5230

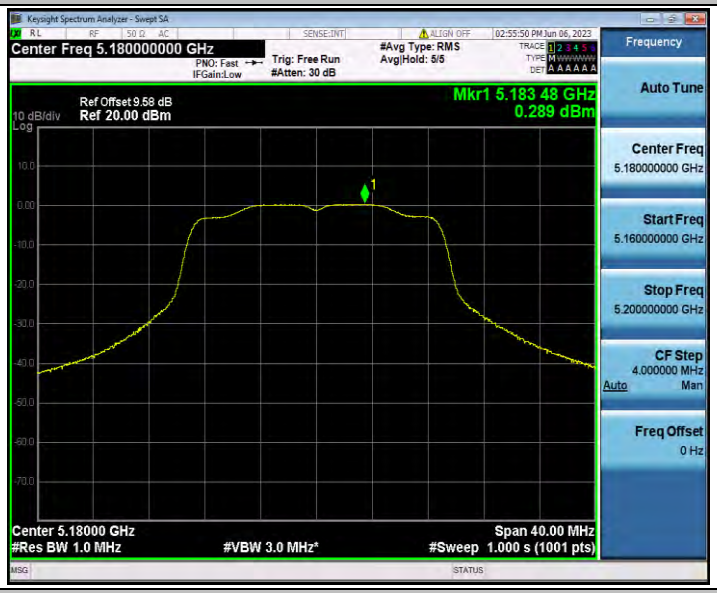

11AC20SISO_Ant1_5180

11AC20SISO_Ant1_5200
11AC20SISO_Ant1_5240
11AC40SISO_Ant1_5190

11AC40SISO_Ant1_5230

11AC80SISO_Ant1_5210

Appendix D.6: Band edge measurements

Test Result B1

Test Mode	Antenna	ChName	Frequency[MHz]	Result[dBm]	Limit[dBm]	Verdict
11A	Ant1	Low	5180	-37.73	≤-27	PASS
		High	5240	-38.46	≤-27	PASS
11N20SISO	Ant1	Low	5180	-37.5	≤-27	PASS
		High	5240	-38.13	≤-27	PASS
11N40SISO	Ant1	Low	5190	-33.41	≤-27	PASS
		High	5230	-38.19	≤-27	PASS
11AC20SISO	Ant1	Low	5180	-34.31	≤-27	PASS
		High	5240	-37.88	≤-27	PASS
11AC40SISO	Ant1	Low	5190	-34.98	≤-27	PASS
		High	5230	-38.24	≤-27	PASS
11AC80SISO	Ant1	Low	5210	-33.44	≤-27	PASS
		High	5210	-37.83	≤-27	PASS

Test Graphs B1

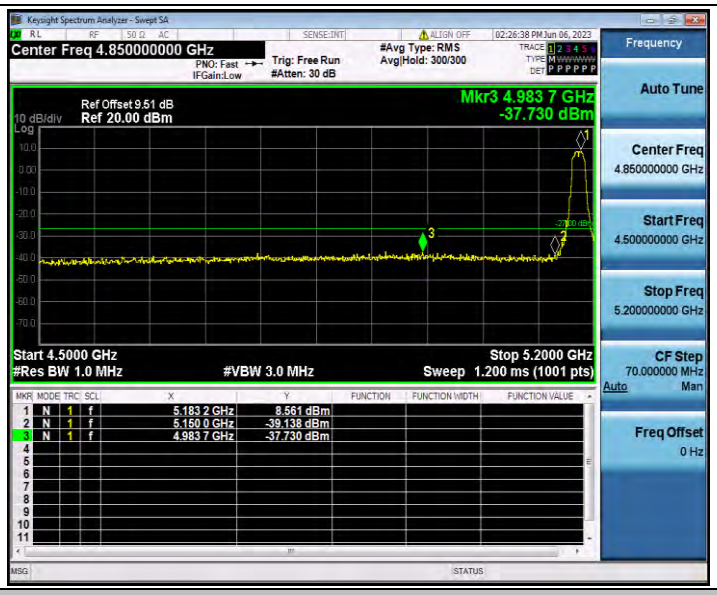

11A_Ant1_Low_5180

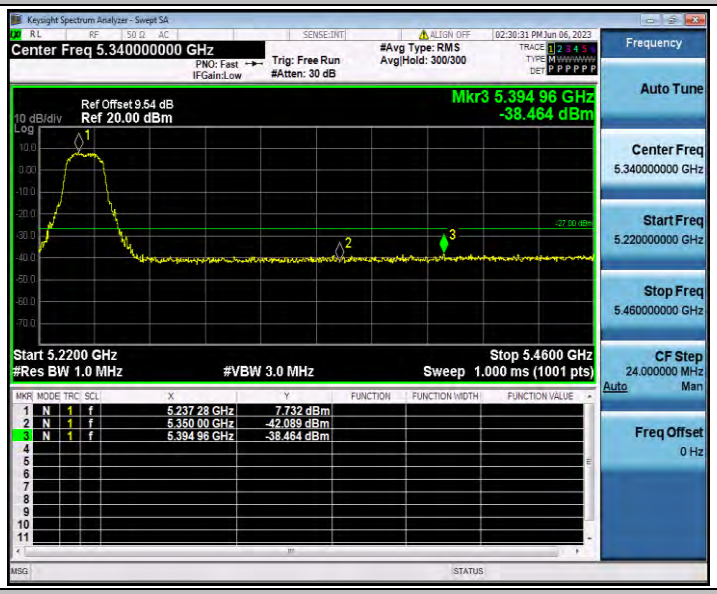

11A_Ant1_High_5240

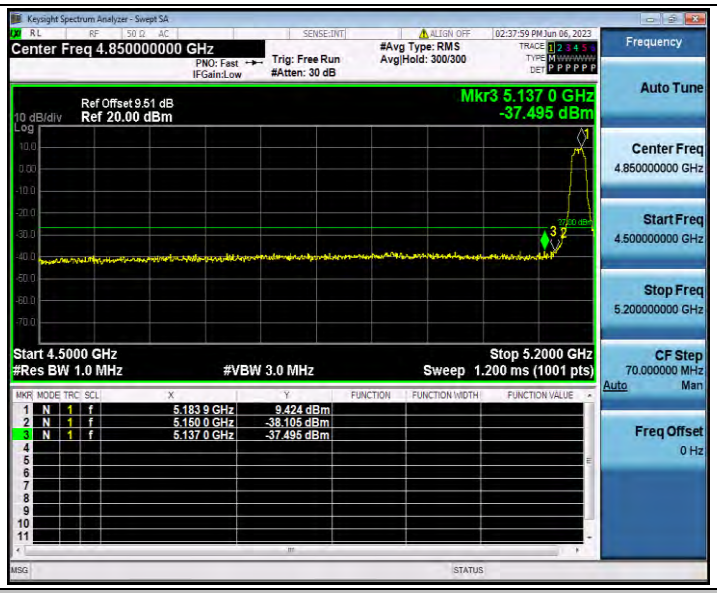

11N20SISO_Ant1_Low_5180

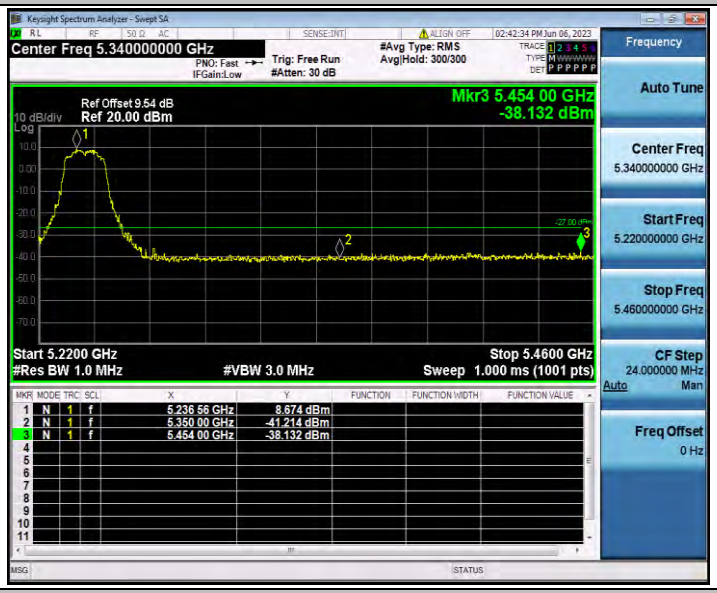

11N20SISO_Ant1_High_5240

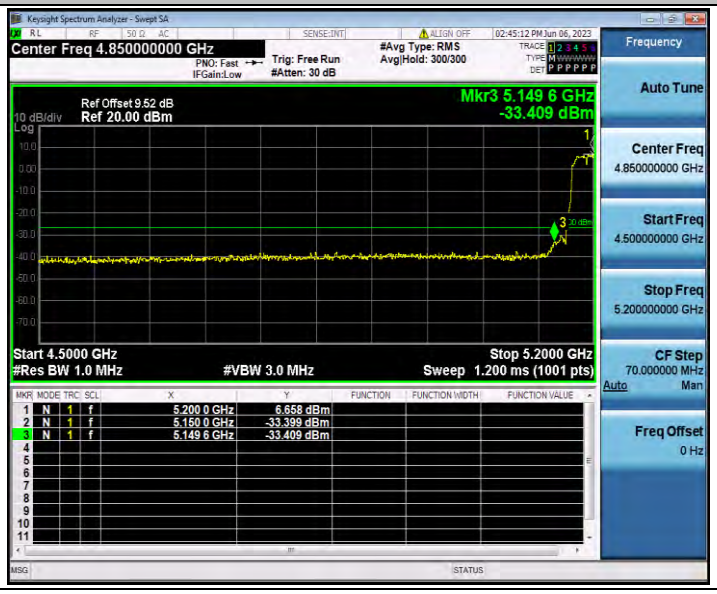

11N40SISO_Ant1_Low_5190

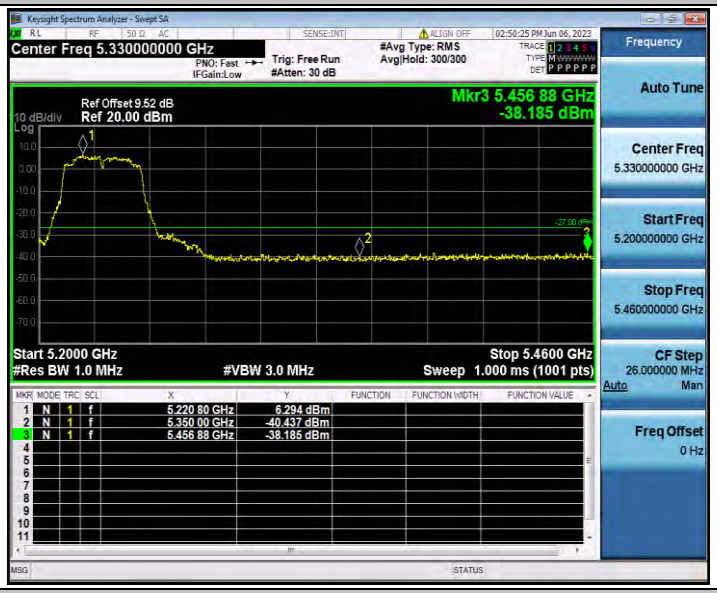

11N40SISO_Ant1_High_5230

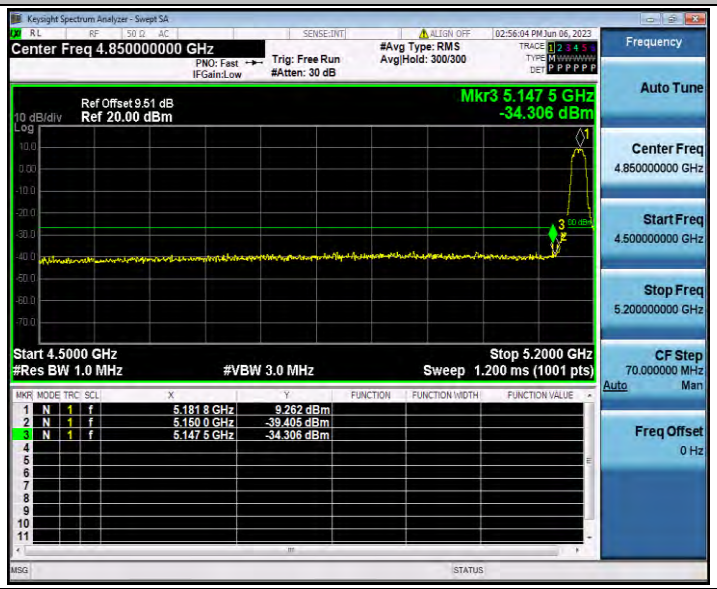

11AC20SISO_Ant1_Low_5180

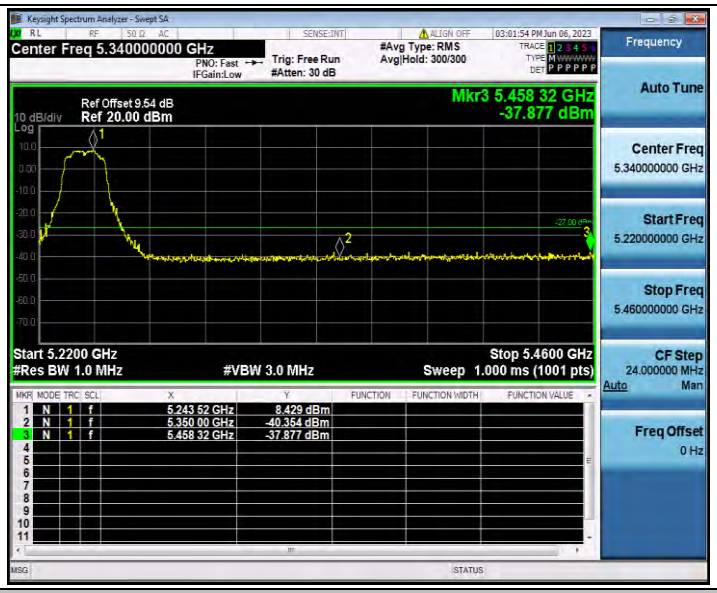

11AC20SISO_Ant1_High_5240

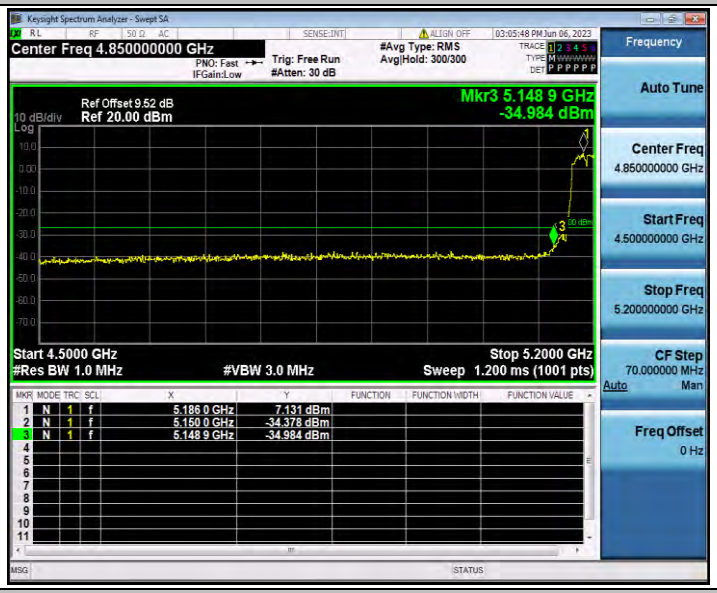

11AC40SISO_Ant1_Low_5190

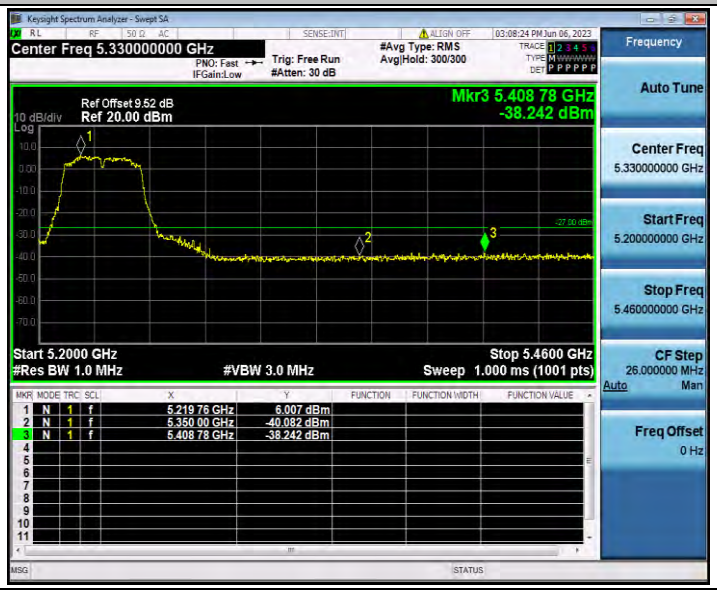

11AC40SISO_Ant1_High_5230

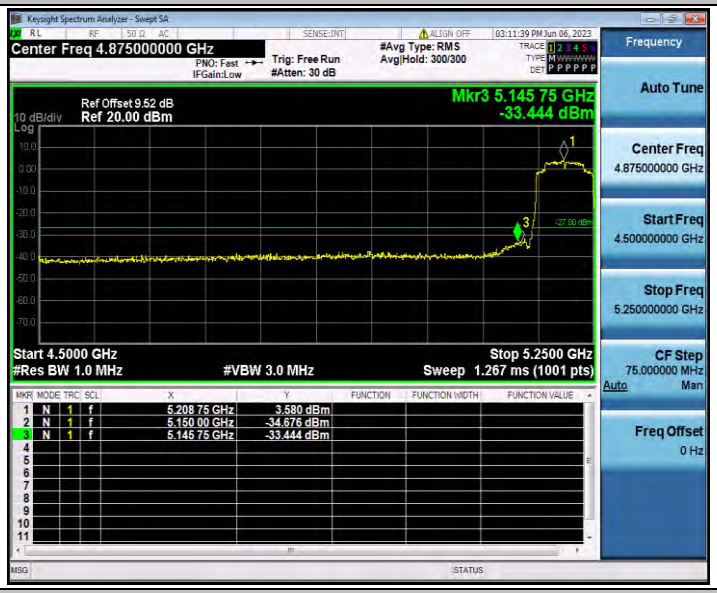

11AC80SISO_Ant1_Low_5210

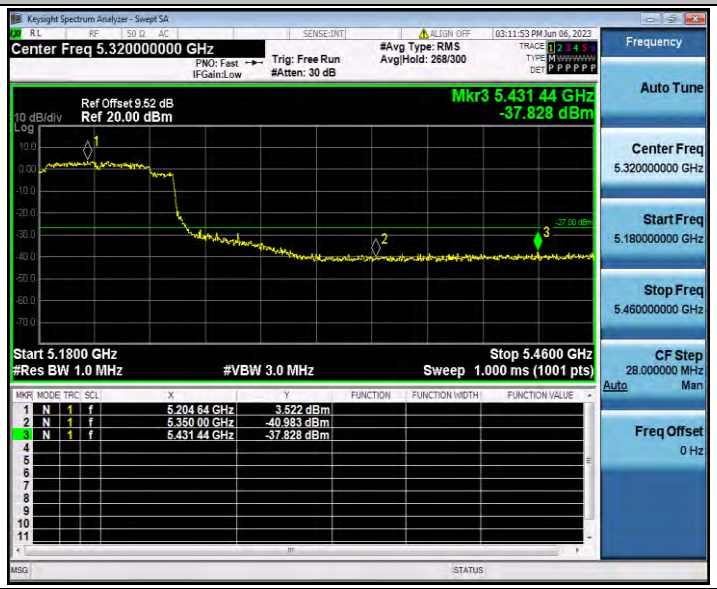

11AC80SISO_Ant1_High_5210

Appendix D.7: Conducted Spurious Emission

Test Result

Test Mode	Antenna	Frequency[MHz]	FreqRange [MHz]	Max. Fre [MHz]	Max. Level [dBm]	Limit [dBm]	Verdict
11A	Ant1	5180	30~5140	4943.95	-45.68	≤-27	PASS
			5360~40000	23489.99	-37.78	≤-27	PASS
		5200	30~5140	1763.48	-43.89	≤-27	PASS
			5360~40000	24344.77	-38.22	≤-27	PASS
		5240	30~5140	4917.72	-46.21	≤-27	PASS
			5360~40000	26649.43	-38.1	≤-27	PASS
11N20SISO	Ant1	5180	30~5140	5128.42	-46.09	≤-27	PASS
			5360~40000	26459.72	-37.72	≤-27	PASS
		5200	30~5140	3022.59	-46.46	≤-27	PASS
			5360~40000	24239.46	-38.17	≤-27	PASS
		5240	30~5140	2633.72	-45.99	≤-27	PASS
			5360~40000	24807.87	-37.94	≤-27	PASS
11N40SISO	Ant1	5190	30~5140	5139.66	-43.67	≤-27	PASS
			5360~40000	26633.56	-37.89	≤-27	PASS
		5230	30~5140	4908.52	-46.19	≤-27	PASS
			5360~40000	24224.31	-37.87	≤-27	PASS
11AC20SISO	Ant1	5180	30~5140	1746.62	-42.41	≤-27	PASS
			5360~40000	24284.18	-38.05	≤-27	PASS
		5200	30~5140	2547.02	-45.63	≤-27	PASS
			5360~40000	24205.55	-37.68	≤-27	PASS
		5240	30~5140	4924.36	-44.79	≤-27	PASS
			5360~40000	24286.34	-38.1	≤-27	PASS
11AC40SISO	Ant1	5190	30~5140	5138.13	-41.64	≤-27	PASS
			5360~40000	24311.59	-37.94	≤-27	PASS
		5230	30~5140	4898.3	-46.84	≤-27	PASS
			5360~40000	25271.69	-37.84	≤-27	PASS
11AC80SISO	Ant1	5210	30~5140	5137.1	-38.35	≤-27	PASS
			5360~40000	24389.49	-37.49	≤-27	PASS

Test Graphs

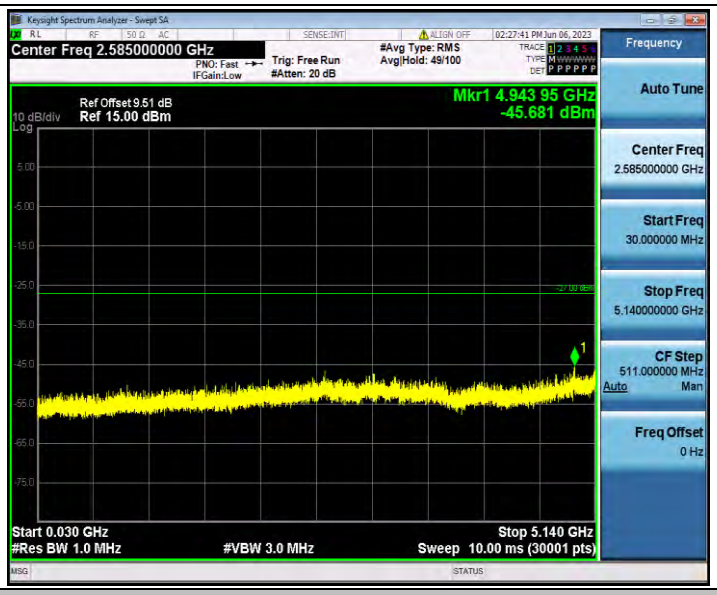

11A_Ant1_5180_30~5140

11A_Ant1_5180_5360~40000

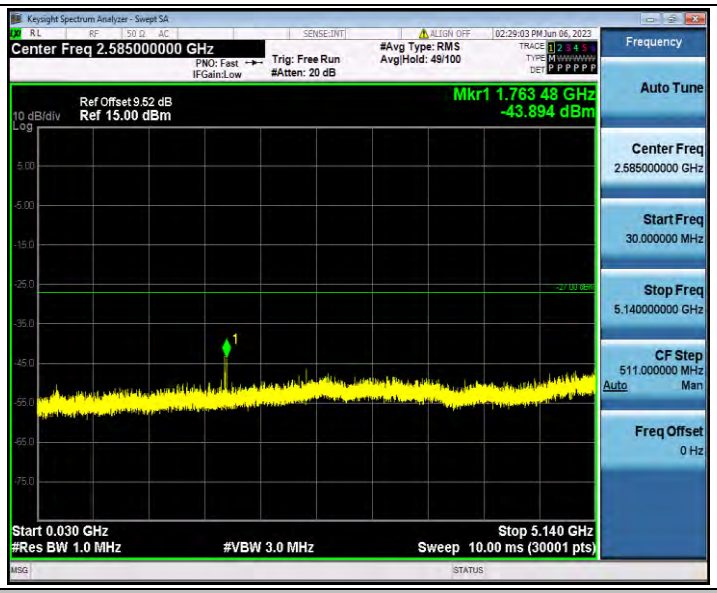

11A_Ant1_5200_30~5140

11A_Ant1_5200_5360~40000

11A_Ant1_5240_30~5140

11A_Ant1_5240_5360~40000

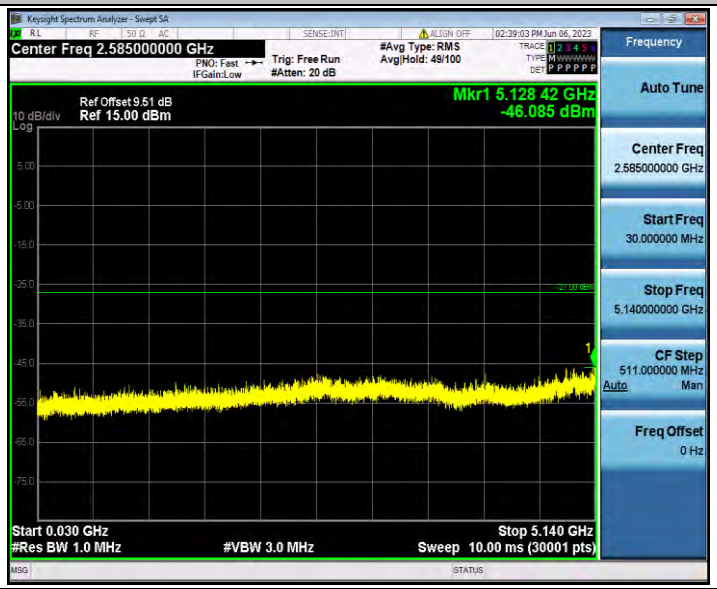

11N20SISO_Ant1_5180_30~5140

11N20SISO_Ant1_5180_5360~40000

11N20SISO_Ant1_5200_30~5140

11N20SISO_Ant1_5200_5360~40000

11N20SISO_Ant1_5240_30~5140

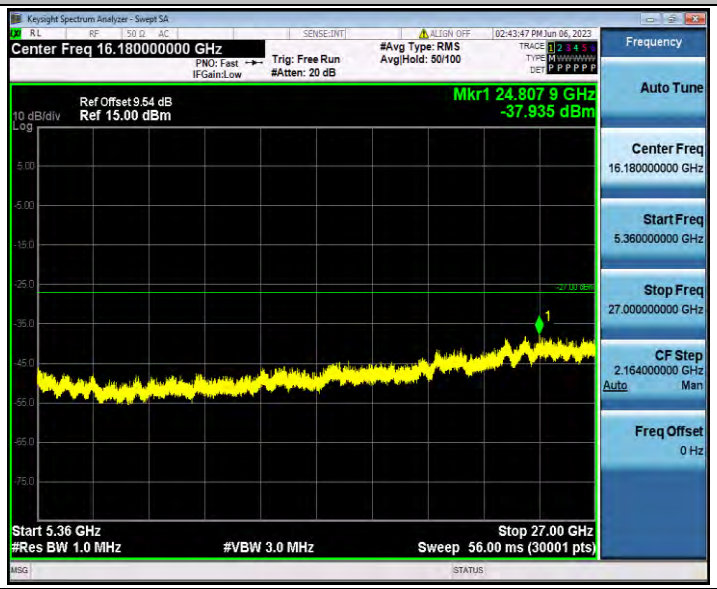

11N20SISO_Ant1_5240_5360~40000

11N40SISO_Ant1_5190_30~5140

11N40SISO_Ant1_5190_5360~40000

11N40SISO_Ant1_5230_30~5140

11N40SISO_Ant1_5230_5360~40000

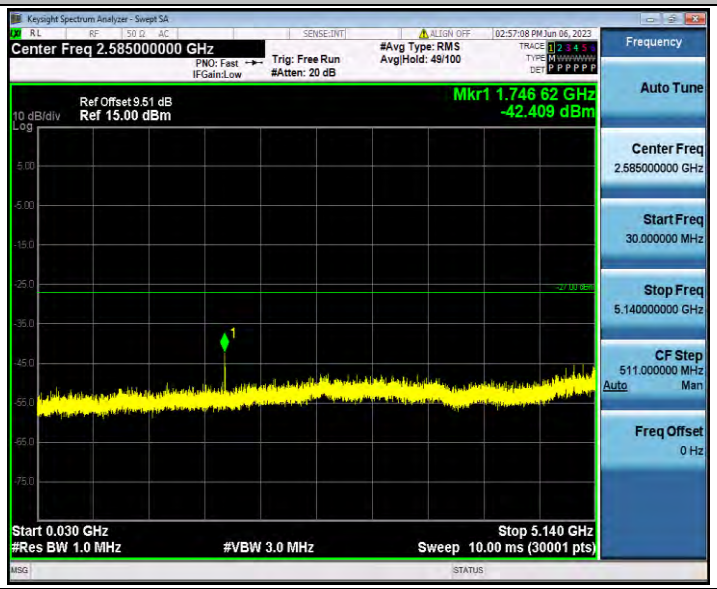

11AC20SISO_Ant1_5180_30~5140

11AC20SISO_Ant1_5180_5360~40000

11AC20SISO_Ant1_5200_30~5140

11AC20SISO_Ant1_5200_5360~40000

11AC20SISO_Ant1_5240_30~5140

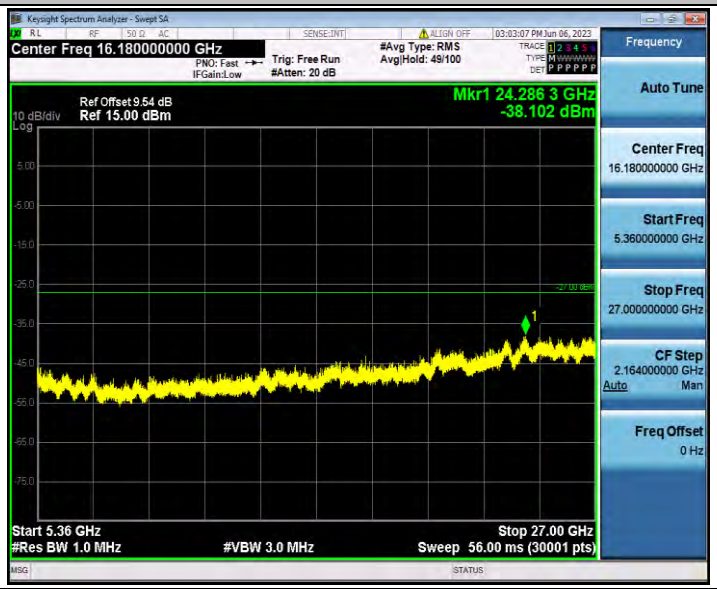

11AC20SISO_Ant1_5240_5360~40000

11AC40SISO_Ant1_5190_30~5140

11AC40SISO_Ant1_5190_5360~40000

11AC40SISO_Ant1_5230_30~5140
11AC40SISO_Ant1_5230_5360~40000
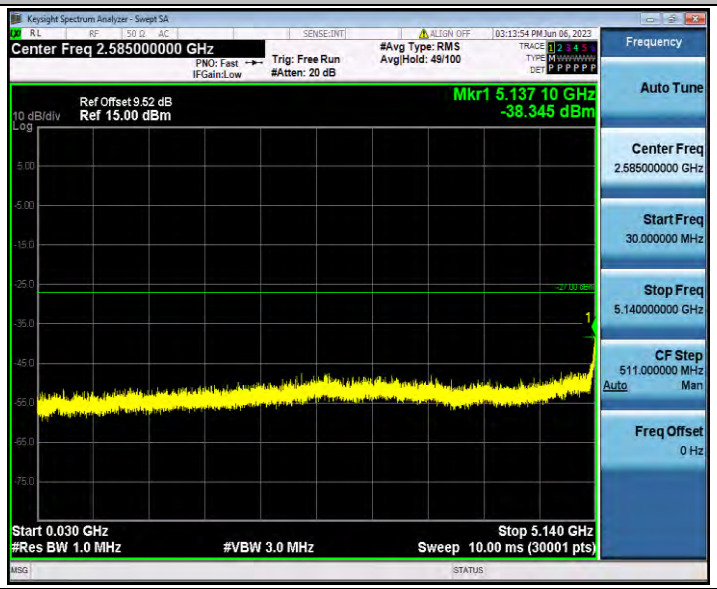
11AC80SISO_Ant1_5210_30~5140

11AC80SISO_Ant1_5210_5360~40000