Case No. : GTS20230508024-1-20	
Ambient Condition: 23 ℃, 49 %RH, Atmos100.1Kpa,	
Test Date: 2023.5.30	**Test Engineer:** Jenny zeng

Appendix E.1: Occupied channel bandwidth

Test Result

Test Mode	Antenna	Frequency[MHz]	OCB [MHz]	FL[MHz]	FH[MHz]	Limit[MHz]	Verdict
11A	Ant2	5745	16.937	5736.489	5753.426	---	---
		5785	16.981	5776.492	5793.473	---	---
		5825	17.177	5816.367	5833.544	---	---
11N20SISO	Ant2	5745	18.035	5735.974	5754.009	---	---
		5785	18.048	5775.963	5794.011	---	---
		5825	18.193	5815.846	5834.039	---	---
11N40SISO	Ant2	5755	36.293	5736.890	5773.183	---	---
		5795	36.282	5776.807	5813.089	---	---
11AC20SISO	Ant2	5745	18.018	5735.976	5753.994	---	---
		5785	18.107	5775.944	5794.051	---	---
		5825	18.341	5815.764	5834.105	---	---
11AC40SISO	Ant2	5755	36.295	5736.886	5773.181	---	---
		5795	36.323	5776.871	5813.194	---	---
11AC80SISO	Ant2	5775	75.652	5737.257	5812.909	---	---

Test Graphs

11A_Ant2_5745

11A_Ant2_5785

11A_Ant2_5825

11N20SISO_Ant2_5745

11N20SISO_Ant2_5785

11N20SISO_Ant2_5825

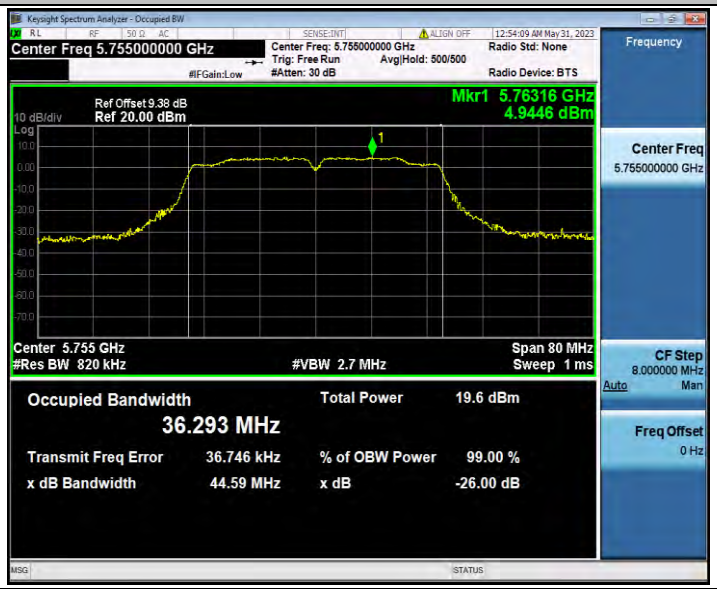

11N40SISO_Ant2_5755

11N40SISO_Ant2_5795

11AC20SISO_Ant2_5745

11AC20SISO_Ant2_5785

11AC20SISO_Ant2_5825

11AC40SISO_Ant2_5755

11AC40SISO_Ant2_5795

11AC80SISO_Ant2_5775

Appendix E.2: Min emission bandwidth

Test Result B4

Test Mode	Antenna	Frequency[MHz]	6db EBW [MHz]	FL[MHz]	FH[MHz]	Limit[MHz]	Verdict
11A	Ant2	5745	15.080	5737.400	5752.480	0.5	PASS
		5785	15.240	5777.480	5792.720	0.5	PASS
		5825	15.080	5817.440	5832.520	0.5	PASS
11N20SISO	Ant2	5745	15.040	5737.480	5752.520	0.5	PASS
		5785	15.040	5777.440	5792.480	0.5	PASS
		5825	13.880	5818.640	5832.520	0.5	PASS
11N40SISO	Ant2	5755	34.960	5737.480	5772.440	0.5	PASS
		5795	35.040	5777.480	5812.520	0.5	PASS
11AC20SISO	Ant2	5745	15.120	5737.400	5752.520	0.5	PASS
		5785	14.960	5777.520	5792.480	0.5	PASS
		5825	14.960	5817.560	5832.520	0.5	PASS
11AC40SISO	Ant2	5755	35.040	5737.480	5772.520	0.5	PASS
		5795	35.040	5777.480	5812.520	0.5	PASS
11AC80SISO	Ant2	5775	75.200	5737.400	5812.600	0.5	PASS

Test Graphs B4

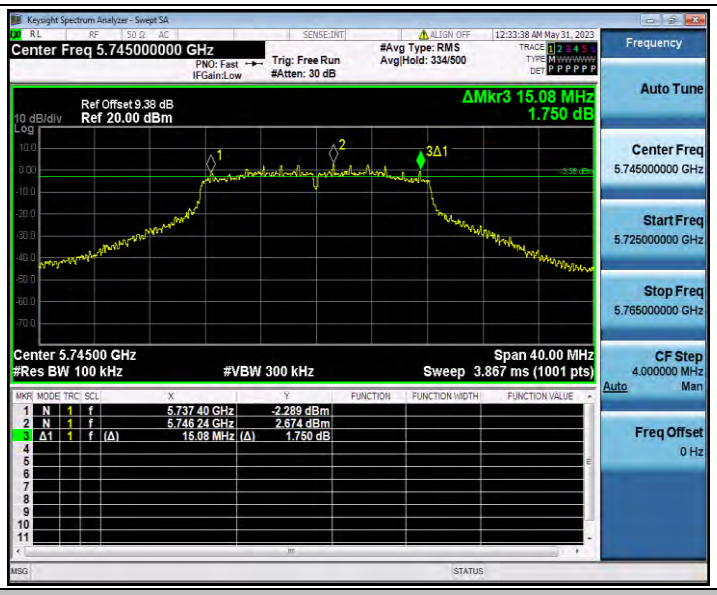

11A_Ant2_5745

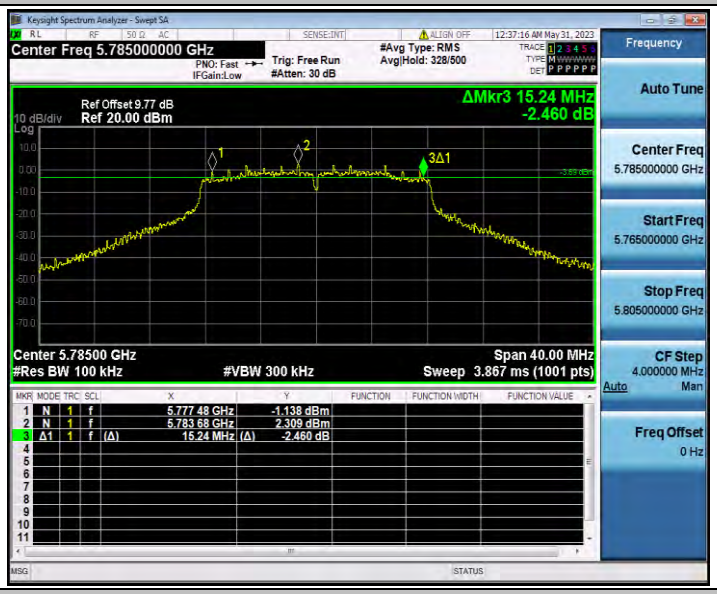

11A_Ant2_5785

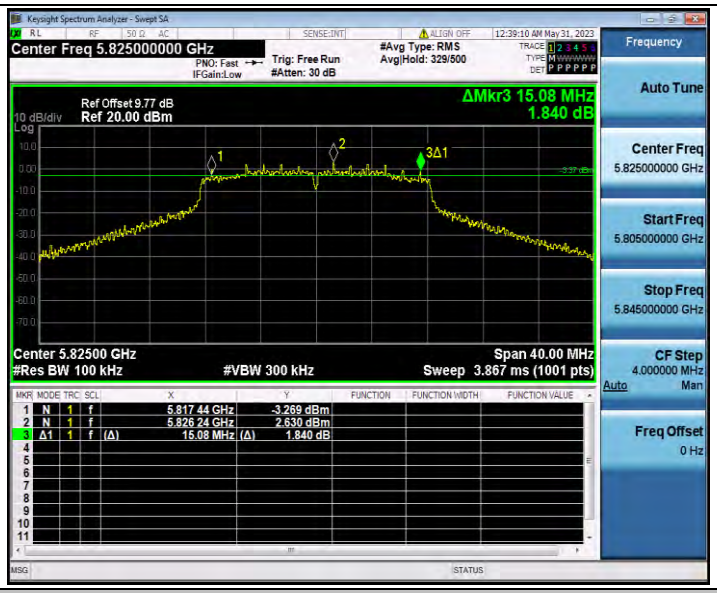

11A_Ant2_5825

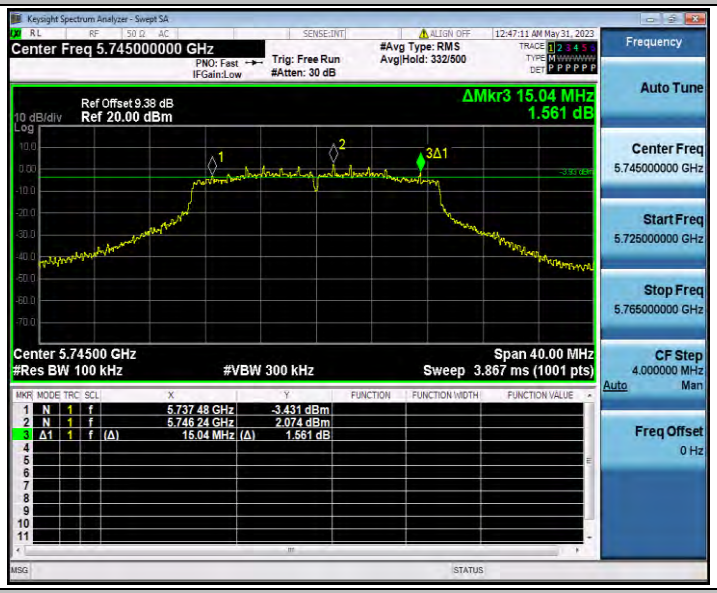

11N20SISO_Ant2_5745

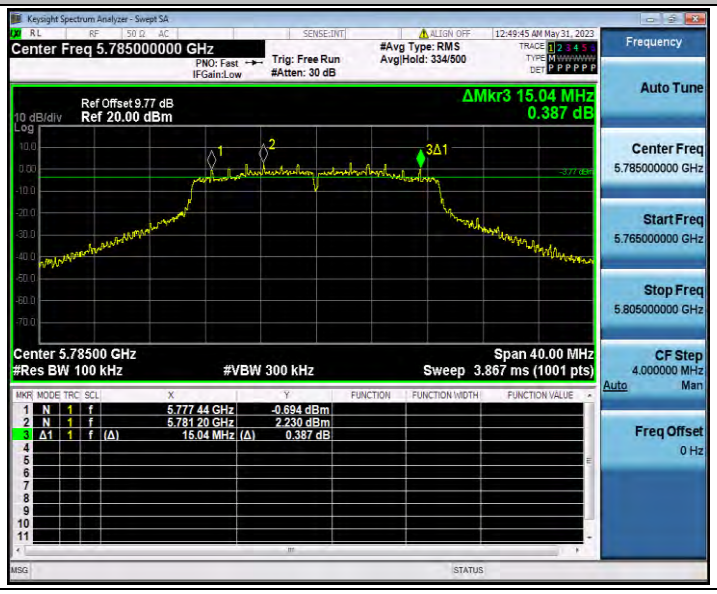

11N20SISO_Ant2_5785

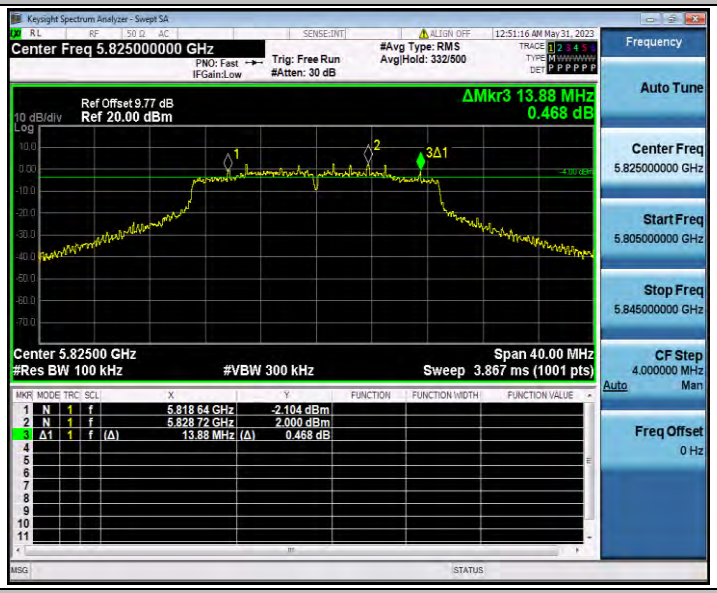

11N20SISO_Ant2_5825

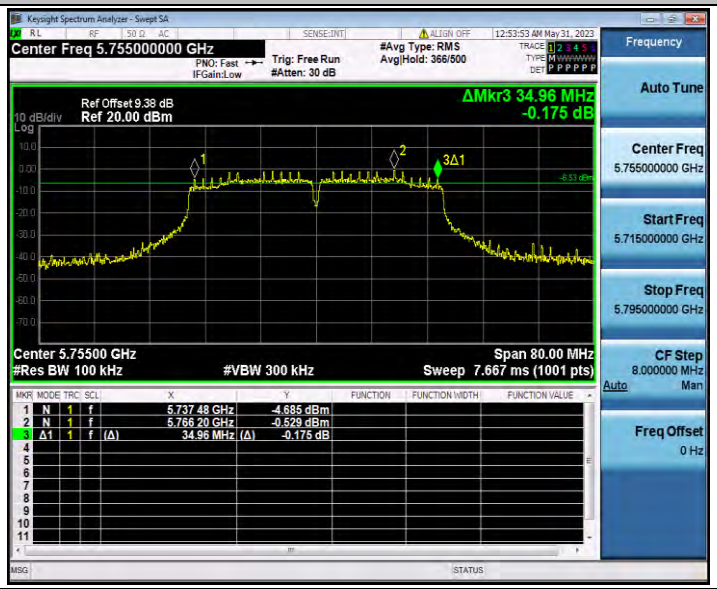

11N40SISO_Ant2_5755

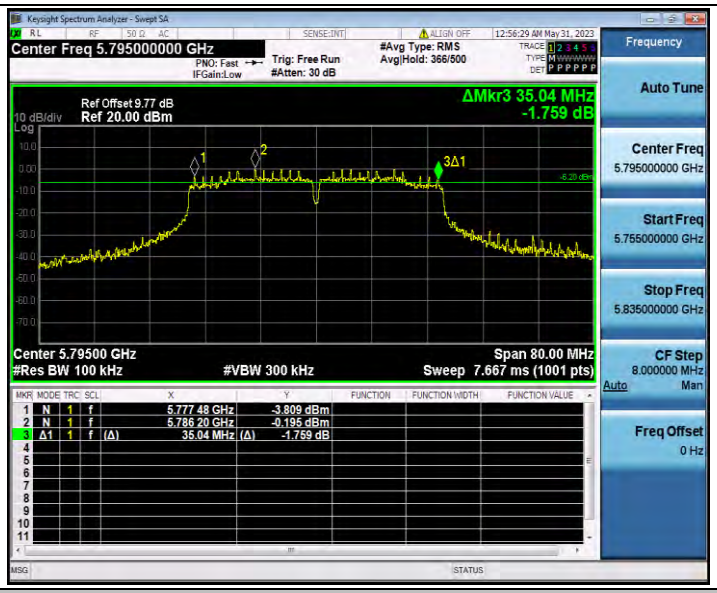

11N40SISO_Ant2_5795

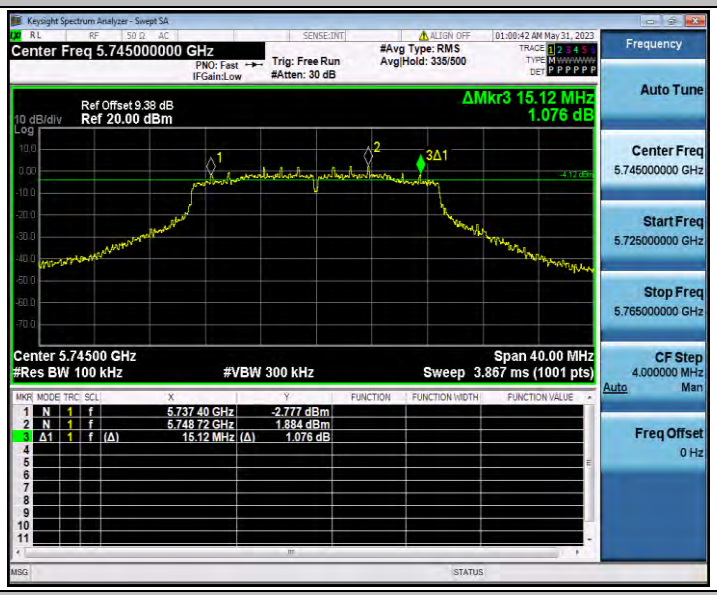

11AC20SISO_Ant2_5745

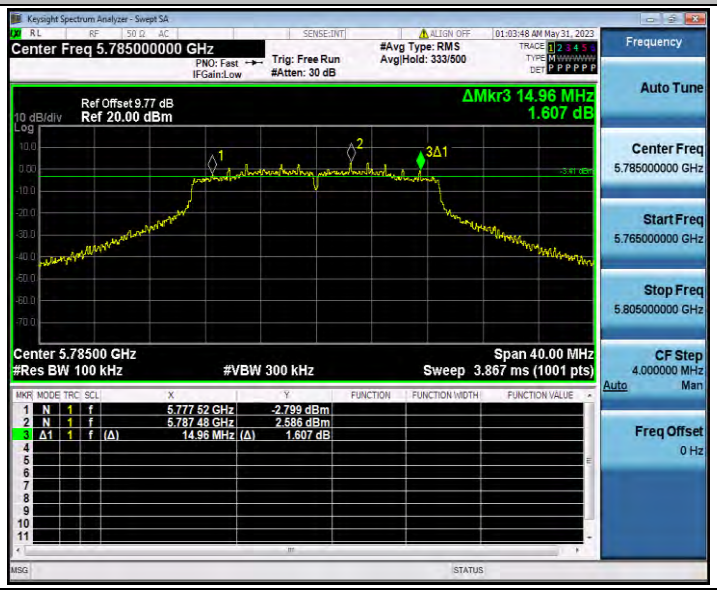

11AC20SISO_Ant2_5785
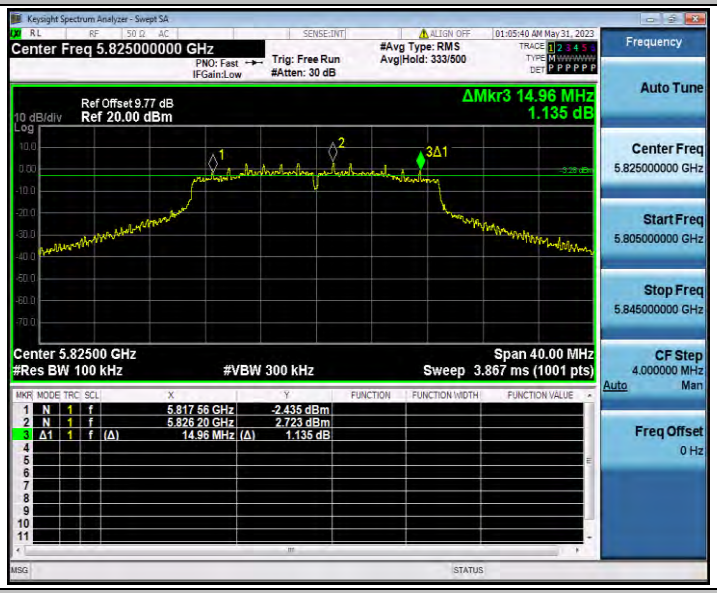

11AC20SISO_Ant2_5825
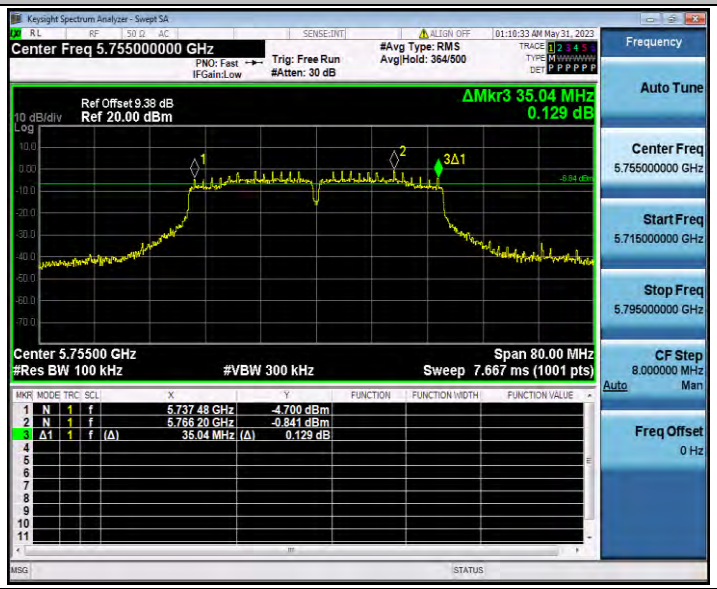

11AC40SISO_Ant2_5755

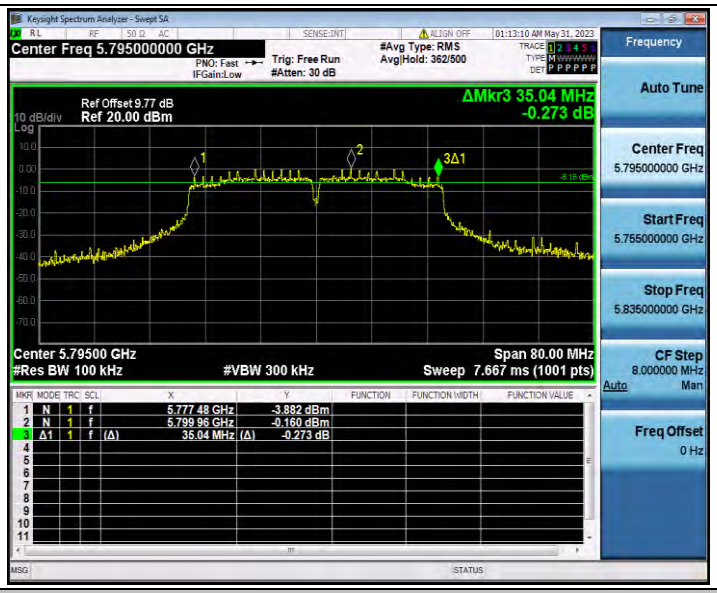

11AC40SISO_Ant2_5795

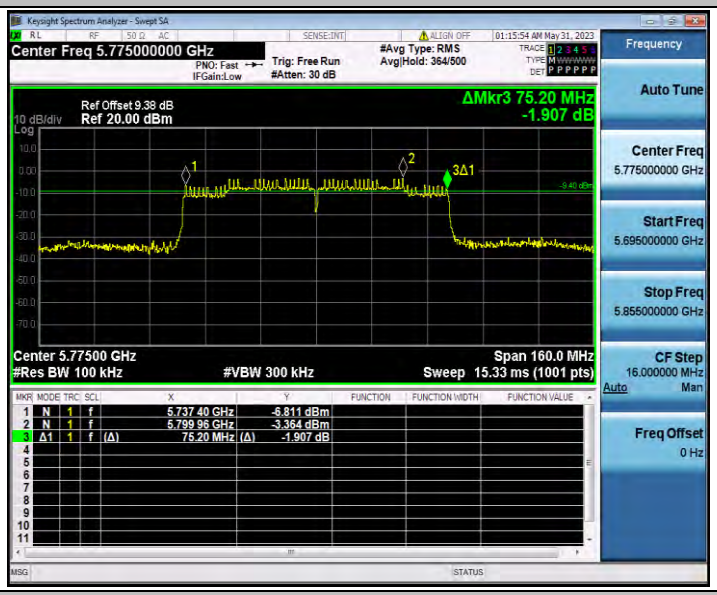

11AC80SISO_Ant2_5775

Appendix E.3: Duty Cycle

Test Result

Test Mode	Antenna	Frequency[MHz]	Transmission Duration [ms]	Transmission Period [ms]	Duty Cycle [%]
11A	Ant2	5745	2.04	2.07	98.55
		5785	2.05	2.08	98.56
		5825	2.04	2.07	98.55
11N20SISO	Ant2	5745	1.91	2.00	95.50
		5785	1.90	1.99	95.48
		5825	1.91	2.00	95.50
11N40SISO	Ant2	5755	0.94	1.11	84.68
		5795	0.93	1.10	84.55
11AC20SISO	Ant2	5745	1.91	2.00	95.50
		5785	1.91	2.00	95.50
		5825	1.92	2.00	96.00
11AC40SISO	Ant2	5755	0.95	1.12	84.82
		5795	0.94	1.11	84.68
11AC80SISO	Ant2	5775	0.46	0.54	85.19

Test Graphs

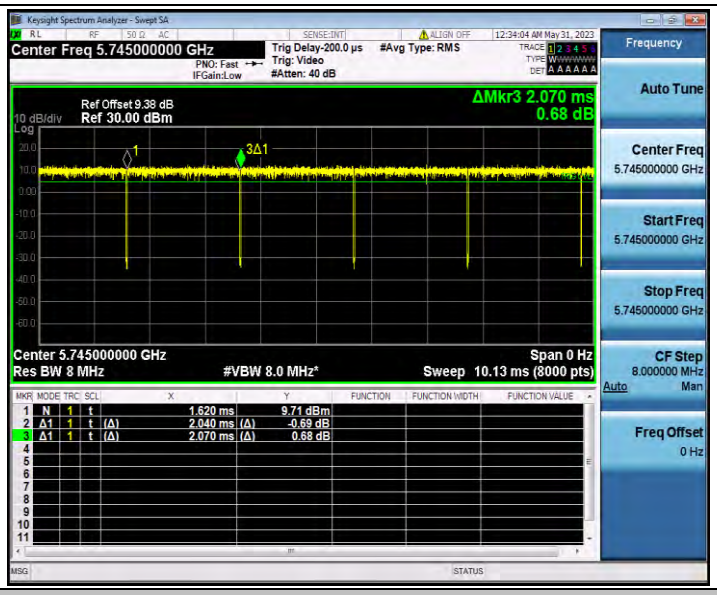

11A_Ant2_5745

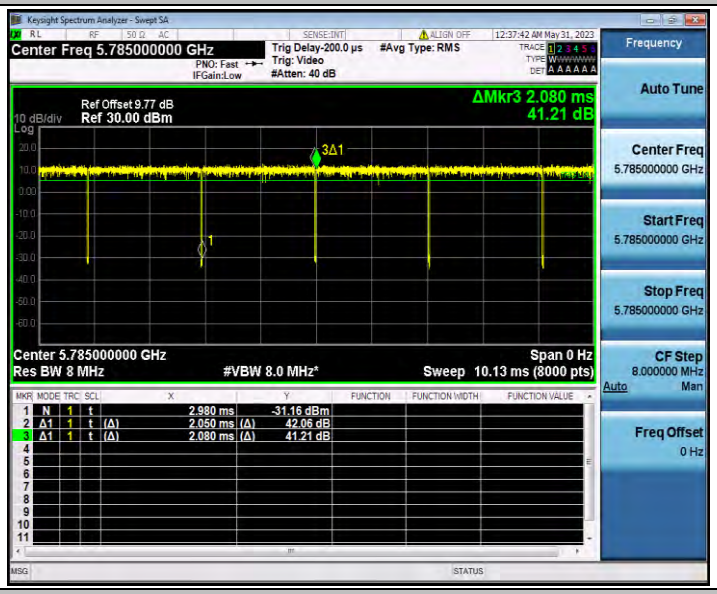

11A_Ant2_5785

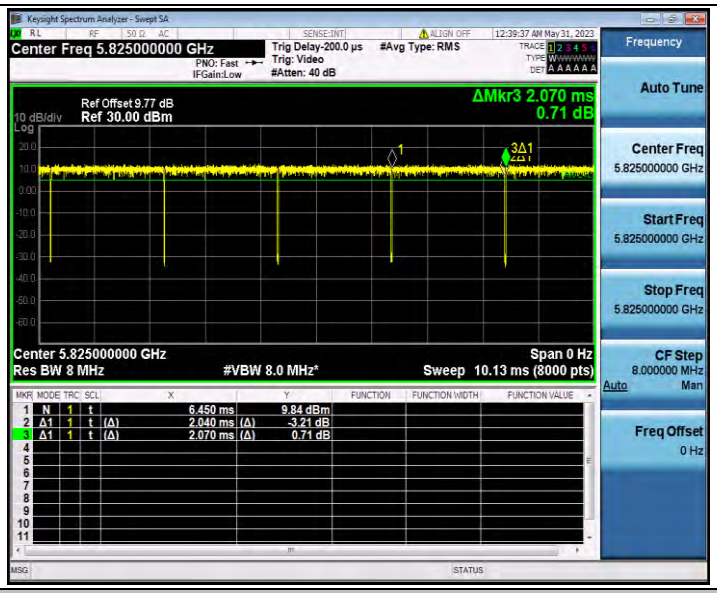

11A_Ant2_5825

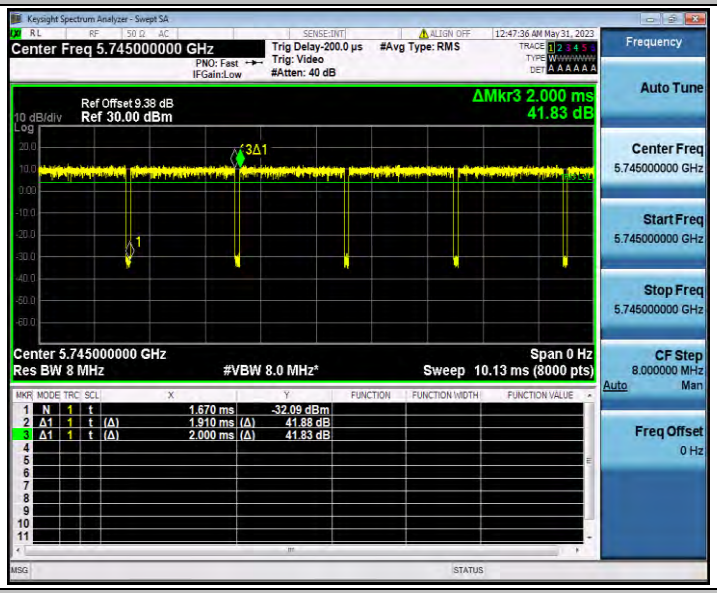

11N20SISO_Ant2_5745

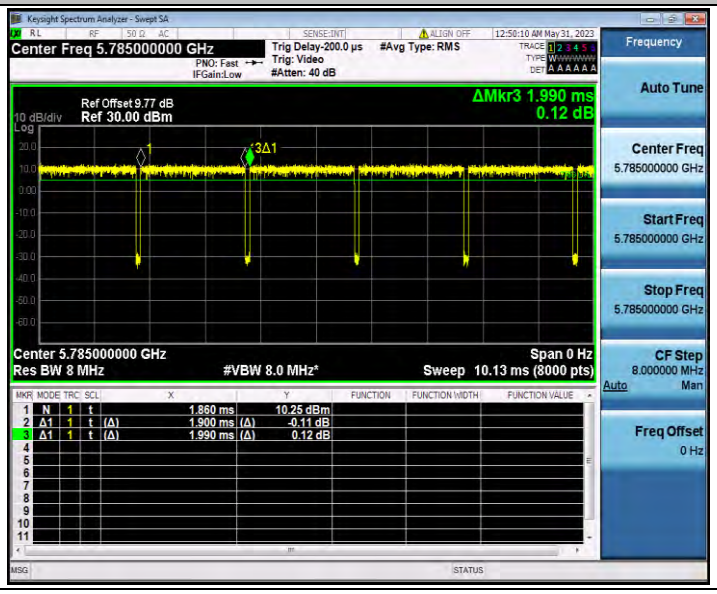

11N20SISO_Ant2_5785
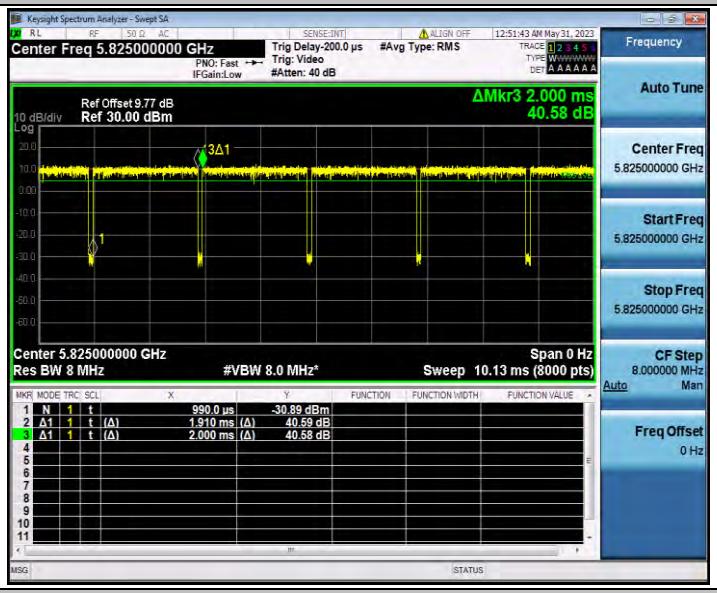
11N20SISO_Ant2_5825
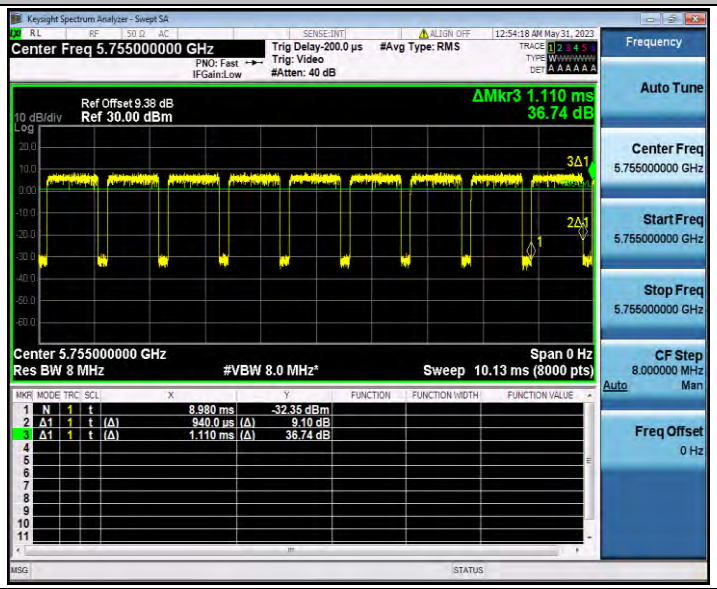
11N40SISO_Ant2_5755

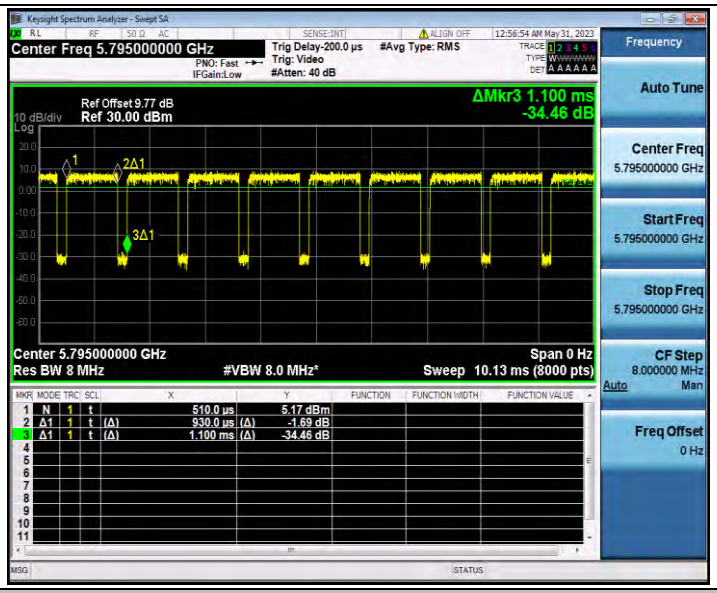

11N40SISO_Ant2_5795

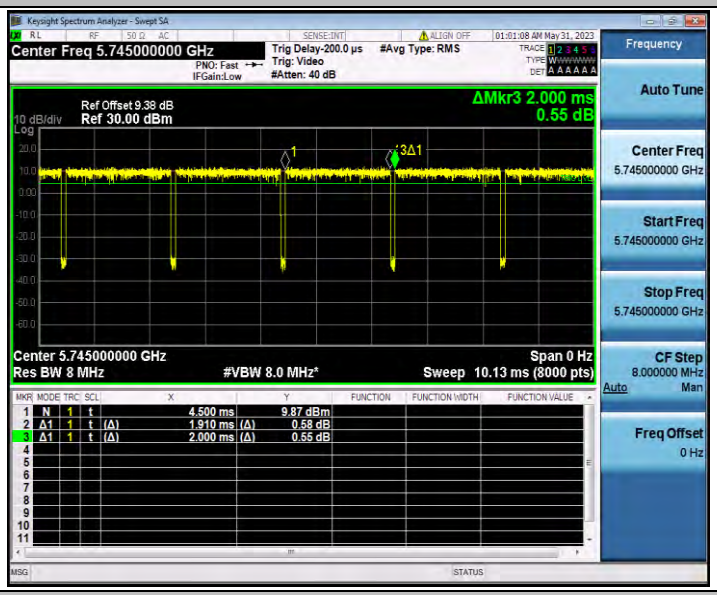

11AC20SISO_Ant2_5745

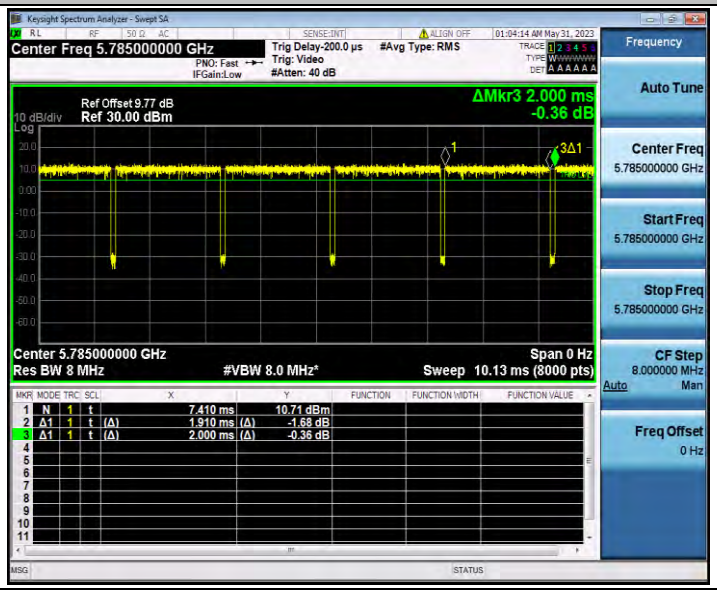

11AC20SISO_Ant2_5785
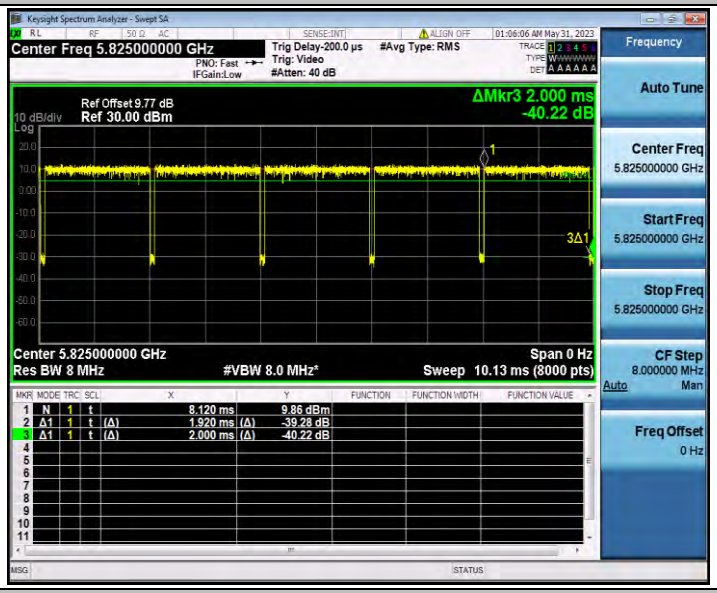
11AC20SISO_Ant2_5825
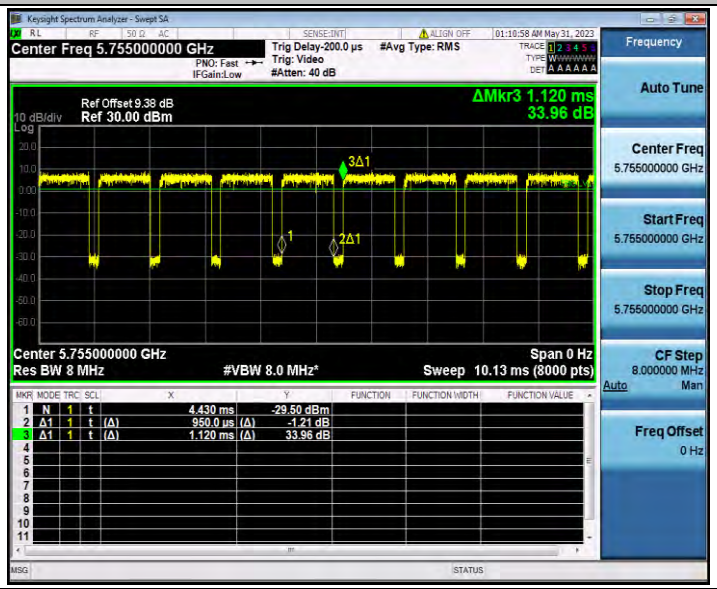
11AC40SISO_Ant2_5755

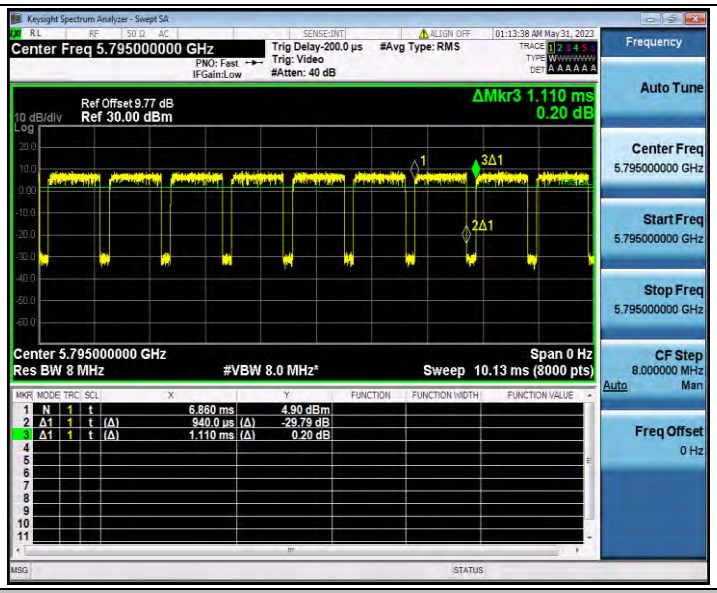

11AC40SISO_Ant2_5795

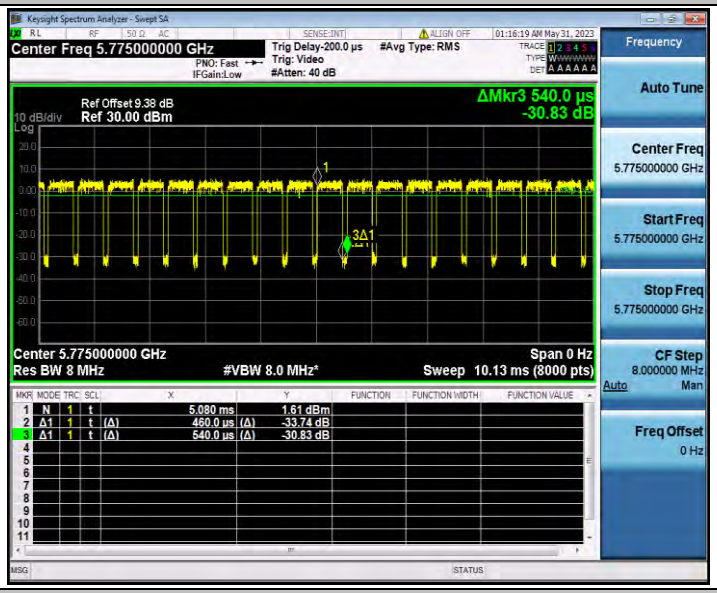

11AC80SISO_Ant2_5775

Appendix E.4: Maximum conducted output power

Test Result Channel Power

Test Mode	Antenna	Frequency[MHz]	Channel Powert [dBm]	Duty Cycle [%]	DC Factor [dBm]	Result [dBm]	Limit [dBm]	Verdict
11A	Ant2	5745	12.47	98.55	0.06	12.53	≤30.00	PASS
		5785	12.77	98.56	0.06	12.83	≤30.00	PASS
		5825	12.61	98.55	0.06	12.67	≤30.00	PASS
11N20SISO	Ant2	5745	11.84	95.50	0.20	12.04	≤30.00	PASS
		5785	12.61	95.48	0.20	12.81	≤30.00	PASS
		5825	12.35	95.50	0.20	12.55	≤30.00	PASS
11N40SISO	Ant2	5755	11.57	84.68	0.72	12.29	≤30.00	PASS
		5795	12.12	84.55	0.73	12.85	≤30.00	PASS
11AC20SISO	Ant2	5745	12.11	95.50	0.20	12.31	≤30.00	PASS
		5785	12.61	95.50	0.20	12.81	≤30.00	PASS
		5825	12.47	96.00	0.18	12.65	≤30.00	PASS
11AC40SISO	Ant2	5755	11.57	84.82	0.72	12.29	≤30.00	PASS
		5795	12.16	84.68	0.72	12.88	≤30.00	PASS
11AC80SISO	Ant2	5775	11.83	85.19	0.70	12.53	≤30.00	PASS

Note：The Duty Cycle Factor is compensated in the graph.

Appendix E.5: Maximum power spectral density

Test Result

Test Mode	Antenna	Frequency[MHz]	Result [dBm/MHz]	Limit[dBm/MHz]	Verdict
11A	Ant2	5745	-1.48	≤30.00	PASS
		5785	-1.08	≤30.00	PASS
		5825	-1.16	≤30.00	PASS
11N20SISO	Ant2	5745	-1.63	≤30.00	PASS
		5785	-0.68	≤30.00	PASS
		5825	-1.25	≤30.00	PASS
11N40SISO	Ant2	5755	-4.65	≤30.00	PASS
		5795	-4.06	≤30.00	PASS
11AC20SISO	Ant2	5745	-1.4	≤30.00	PASS
		5785	-1.09	≤30.00	PASS
		5825	-1.18	≤30.00	PASS
11AC40SISO	Ant2	5755	-4.55	≤30.00	PASS
		5795	-3.86	≤30.00	PASS
11AC80SISO	Ant2	5775	-7.47	≤30.00	PASS

Note：1.The Result and Limit Unit is dBm/500 kHz in the band 5.725–5.85 GHz.
2.The Duty Cycle Factor and RBW Factor is compensated in the graph.

Test Graphs

11A_Ant2_5745

11A_Ant2_5785

11A_Ant2_5825

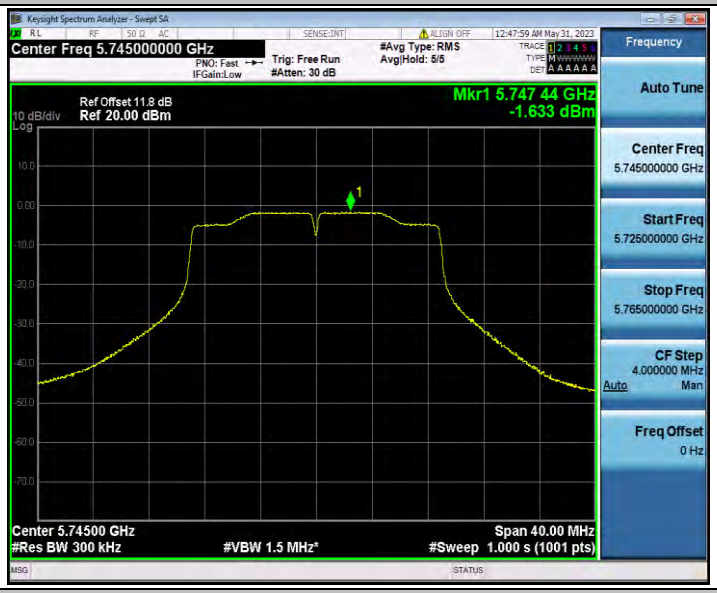

11N20SISO_Ant2_5745

11N20SISO_Ant2_5785
11N20SISO_Ant2_5825
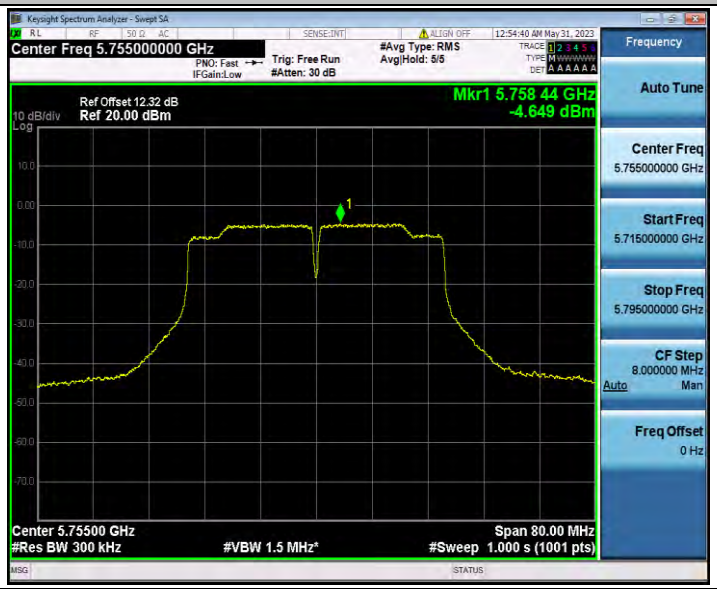
11N40SISO_Ant2_5755

11N40SISO_Ant2_5795

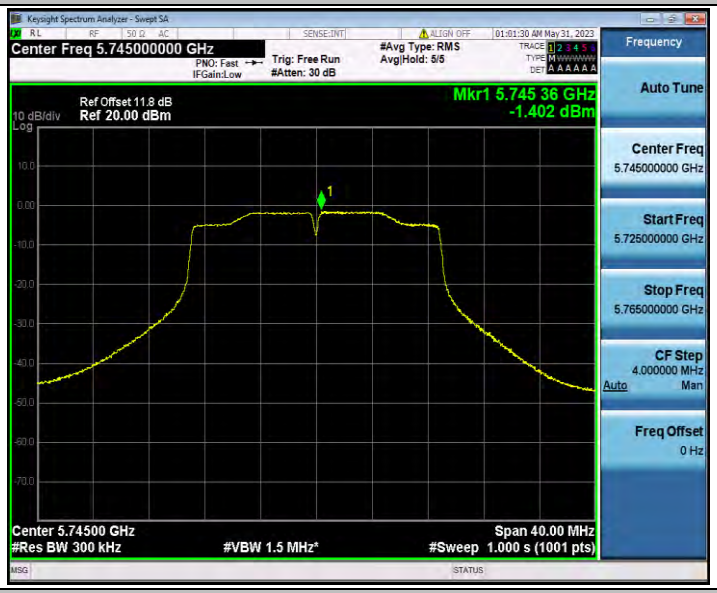

11AC20SISO_Ant2_5745

11AC20SISO_Ant2_5785

11AC20SISO_Ant2_5825

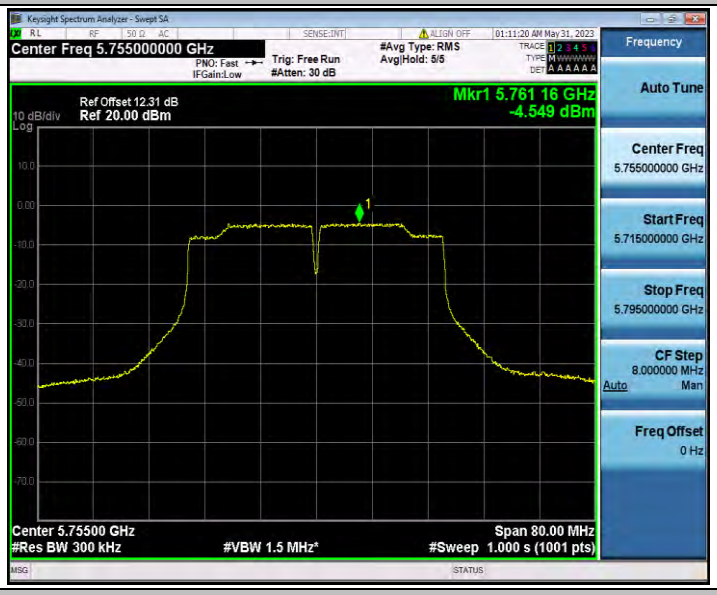

11AC40SISO_Ant2_5755

11AC40SISO_Ant2_5795

11AC80SISO_Ant2_5775

Appendix E.6: Band edge measurements

Test Result B4

TestMode	Antenna	ChName	Frequency[MHz]	FreqRange [MHz]	Result [dBm]	Limit [dBm]	Verdict
11A	Ant2	Low	5745	5650~5700	-37.99	≤6.15	PASS
				5700~5720	-31.19	≤14.82	PASS
				5720~5725	-31.5	≤25.78	PASS
				5760~5650	-38.89	≤-27	PASS
		High	5825	5850~5855	-33.95	≤15.79	PASS
				5855~5875	-36.84	≤10.51	PASS
				5875~5925	-37.44	≤-10.77	PASS
				5925~5935	-38.69	≤-27	PASS
11N20SISO	Ant2	Low	5745	5650~5700	-36.54	≤2.32	PASS
				5700~5720	-34.2	≤15.40	PASS
				5720~5725	-32.02	≤26.30	PASS
				5760~5650	-39.04	≤-27	PASS
		High	5825	5850~5855	-33.56	≤17.03	PASS
				5855~5875	-35.1	≤10.78	PASS
				5875~5925	-36.83	≤-19.66	PASS
				5925~5935	-37.66	≤-27	PASS
11N40SISO	Ant2	Low	5755	5650~5700	-35.57	≤8.46	PASS
				5700~5720	-31.81	≤13.01	PASS
				5720~5725	-30.75	≤16.97	PASS
				5780~5650	-39.13	≤-27	PASS
		High	5795	5850~5855	-37.2	≤15.66	PASS
				5855~5875	-35.72	≤10.46	PASS
				5875~5925	-36.92	≤-21.18	PASS
				5925~5935	-37.47	≤-27	PASS
11AC20SISO	Ant2	Low	5745	5650~5700	-37.66	≤-23.81	PASS
				5700~5720	-32.31	≤15.11	PASS
				5720~5725	-29.79	≤26.04	PASS
				5760~5650	-39.35	≤-27	PASS
		High	5825	5850~5855	-32.91	≤17.95	PASS
				5855~5875	-36.13	≤10.25	PASS
				5875~5925	-37.33	≤6.21	PASS
				5925~5935	-38.24	≤-27	PASS
11AC40SISO	Ant2	Low	5755	5650~5700	-35.78	≤8.66	PASS
				5700~5720	-31.29	≤13.01	PASS
				5720~5725	-30.21	≤23.74	PASS

				5780~5650	-38.72	≤-27	PASS
		High	5795	5850~5855	-36.27	≤16.41	PASS
				5855~5875	-37.59	≤11.15	PASS
				5875~5925	-38.1	≤-12.64	PASS
				5925~5935	-39.05	≤-27	PASS
11AC80SISO	Ant2	Low	5775	5650~5700	-22.41	≤5.09	PASS
				5700~5720	-21.96	≤15.35	PASS
				5720~5725	-22.5	≤26.25	PASS
				5800~5650	-33.02	≤-27	PASS
		High	5775	5850~5855	-23.99	≤22.12	PASS
				5855~5875	-22.86	≤10.13	PASS
				5875~5925	-33.2	≤-26.82	PASS
				5925~5935	-38.22	≤-27	PASS

Test Graphs B4

11A_Ant2_Low_5745

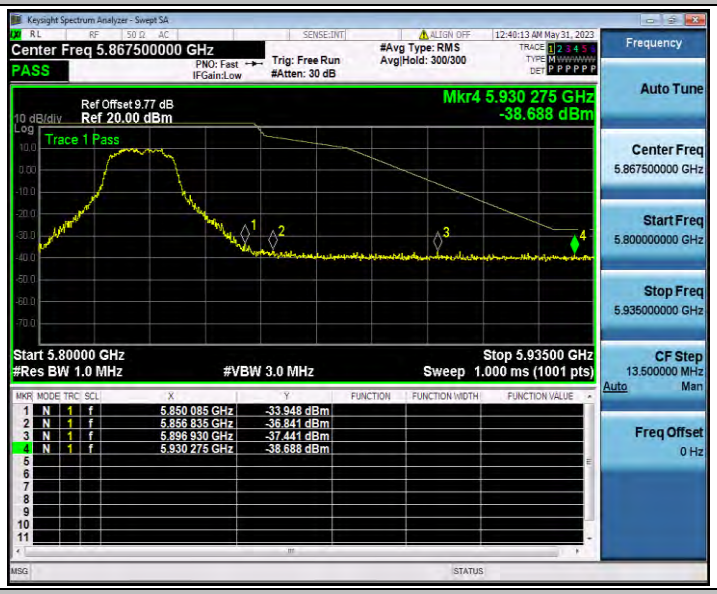

11A_Ant2_High_5825

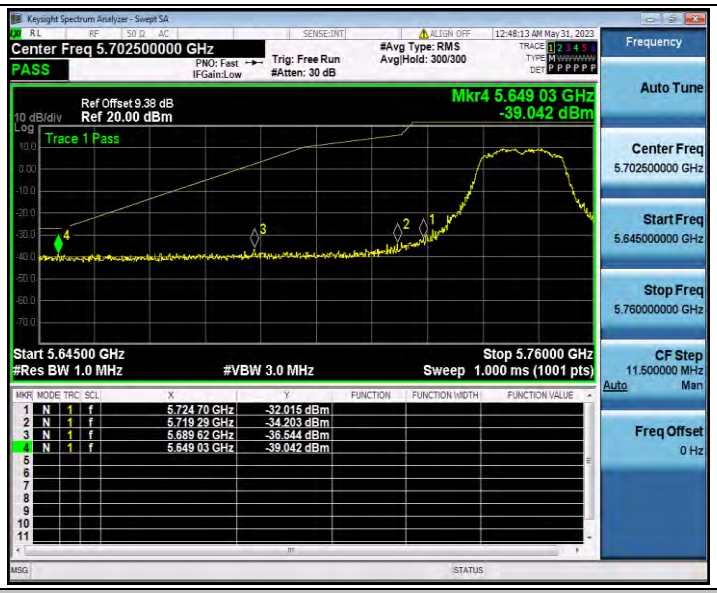

11N20SISO_Ant2_Low_5745

11N20SISO_Ant2_High_5825

11N40SISO_Ant2_Low_5755

11N40SISO_Ant2_High_5795

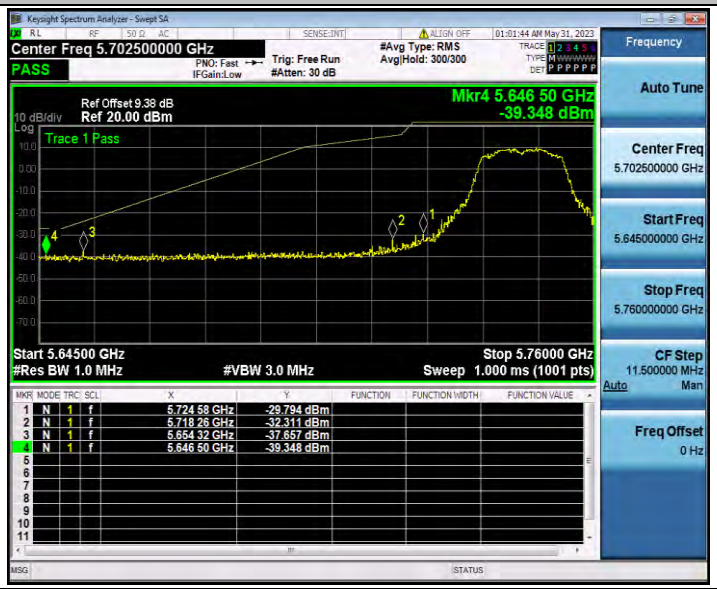

11AC20SISO_Ant2_Low_5745

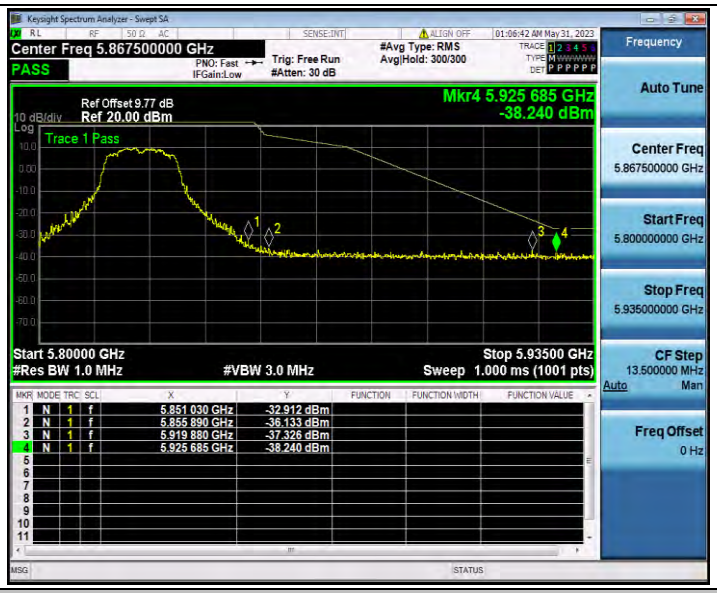

11AC20SISO_Ant2_High_5825

11AC40SISO_Ant2_Low_5755

11AC40SISO_Ant2_High_5795

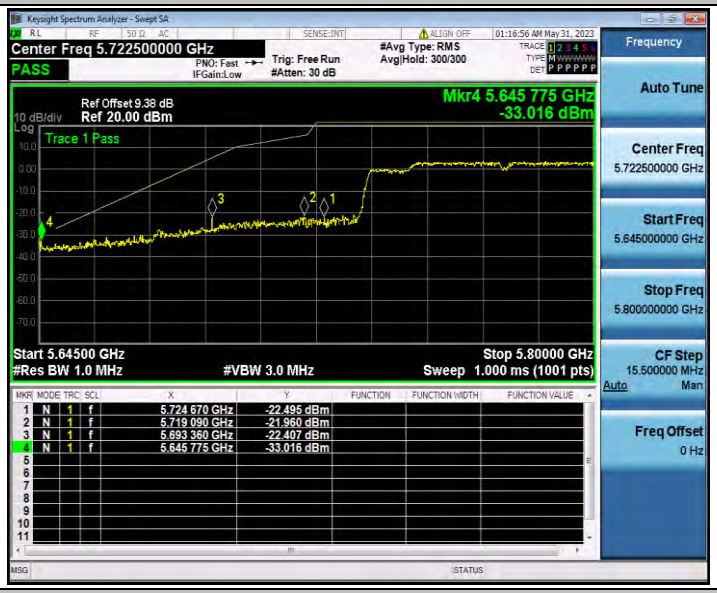

11AC80SISO_Ant2_Low_5775

11AC80SISO_Ant2_High_5775

Appendix E.7: Conducted Spurious Emission

Test Result

Test Mode	Antenna	Frequency[MHz]	FreqRange [MHz]	Max. Fre [MHz]	Max. Level [dBm]	Limit [dBm]	Verdict
11A	Ant2	5745	30~5650	4920.71	-39.62	≤-27	PASS
			5925~40000	24799.77	-32.9	≤-27	PASS
		5785	30~5650	2665.41	-41.11	≤-27	PASS
			5925~40000	24252.52	-31.94	≤-27	PASS
		5825	30~5650	4934.01	-40.76	≤-27	PASS
			5925~40000	24826.47	-32.54	≤-27	PASS
11N20SISO	Ant2	5745	30~5650	5585.74	-39.5	≤-27	PASS
			5925~40000	24250.42	-33.07	≤-27	PASS
		5785	30~5650	5462.85	-39.32	≤-27	PASS
			5925~40000	25056.18	-31.74	≤-27	PASS
		5825	30~5650	5553.52	-40.66	≤-27	PASS
			5925~40000	26020.01	-32.25	≤-27	PASS
11N40SISO	Ant2	5755	30~5650	4957.99	-40.91	≤-27	PASS
			5925~40000	24239.88	-31.67	≤-27	PASS
		5795	30~5650	3135.99	-40.59	≤-27	PASS
			5925~40000	25077.96	-31.29	≤-27	PASS
11AC20SISO	Ant2	5745	30~5650	5460.23	-40.22	≤-27	PASS
			5925~40000	25593.6	-32.34	≤-27	PASS
		5785	30~5650	5483.65	-39.64	≤-27	PASS
			5925~40000	24211.08	-32.18	≤-27	PASS
		5825	30~5650	4972.6	-39.59	≤-27	PASS
			5925~40000	24282.03	-32.34	≤-27	PASS
11AC40SISO	Ant2	5755	30~5650	4978.78	-41.02	≤-27	PASS
			5925~40000	24302.4	-31.37	≤-27	PASS
		5795	30~5650	5531.42	-40.2	≤-27	PASS
			5925~40000	24865.1	-32.06	≤-27	PASS
11AC80SISO	Ant2	5775	30~5650	5647.19	-36.51	≤-27	PASS
			5925~40000	24190.7	-31.95	≤-27	PASS

Test Graphs

11A_Ant2_5745_30~5650

11A_Ant2_5745_5925~40000

11A_Ant2_5785_30~5650

11A_Ant2_5785_5925~40000

11A_Ant2_5825_30~5650

11A_Ant2_5825_5925~40000

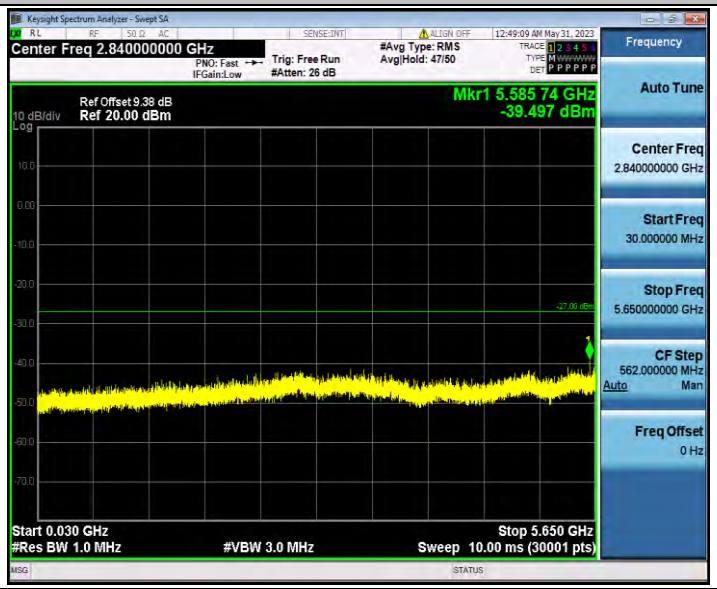

11N20SISO_Ant2_5745_30~5650

11N20SISO_Ant2_5745_5925~40000

11N20SISO_Ant2_5785_30~5650

11N20SISO_Ant2_5785_5925~40000

11N20SISO_Ant2_5825_30~5650

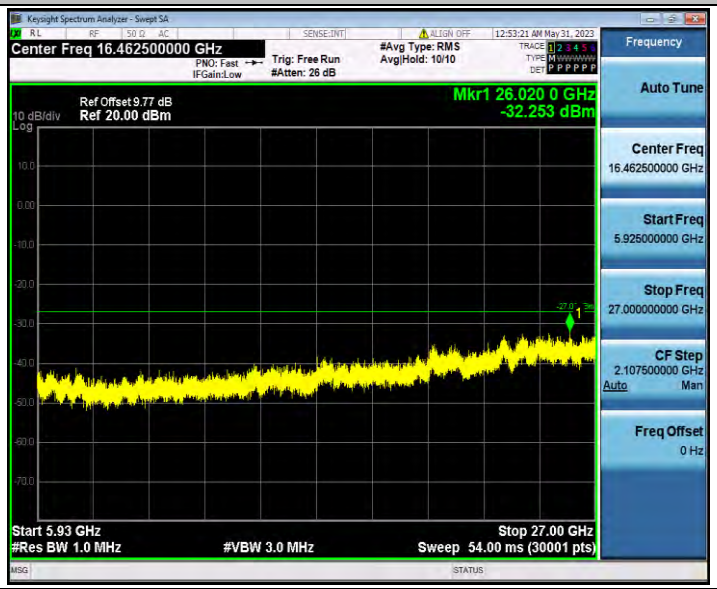

11N20SISO_Ant2_5825_5925~40000

11N40SISO_Ant2_5755_30~5650

11N40SISO_Ant2_5755_5925~40000

11N40SISO_Ant2_5795_30~5650

11N40SISO_Ant2_5795_5925~40000

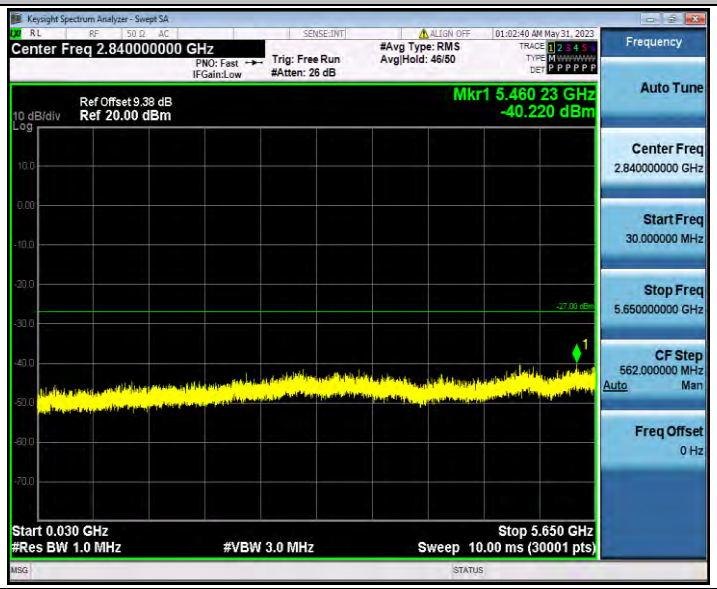

11AC20SISO_Ant2_5745_30~5650

11AC20SISO_Ant2_5745_5925~40000

11AC20SISO_Ant2_5785_30~5650

11AC20SISO_Ant2_5785_5925~40000

11AC20SISO_Ant2_5825_30~5650

11AC20SISO_Ant2_5825_5925~40000

11AC40SISO_Ant2_5755_30~5650

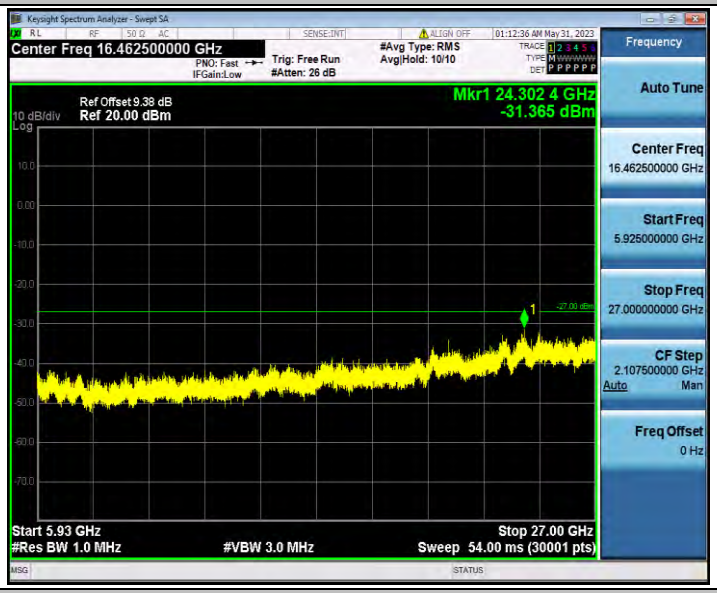

11AC40SISO_Ant2_5755_5925~40000

11AC40SISO_Ant2_5795_30~5650

11AC40SISO_Ant2_5795_5925~40000

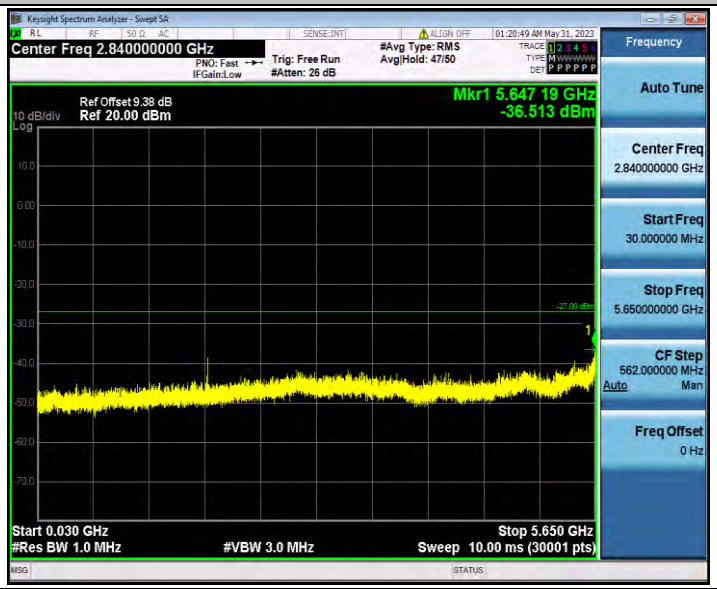

11AC80SISO_Ant2_5775_30~5650

11AC80SISO_Ant2_5775_5925~40000