Maximum location: X=-29.00, Y=-7.00

SAR 10g (W/Kg)	**0.028229**
SAR 1g (W/Kg)	**0.050865**

Z (mm)	**0.00**	**4.00**	**9.00**	**14.00**	**19.00**
SAR (W/Kg)	**0.0000**	**0.0545**	**0.0313**	**0.0179**	**0.0104**

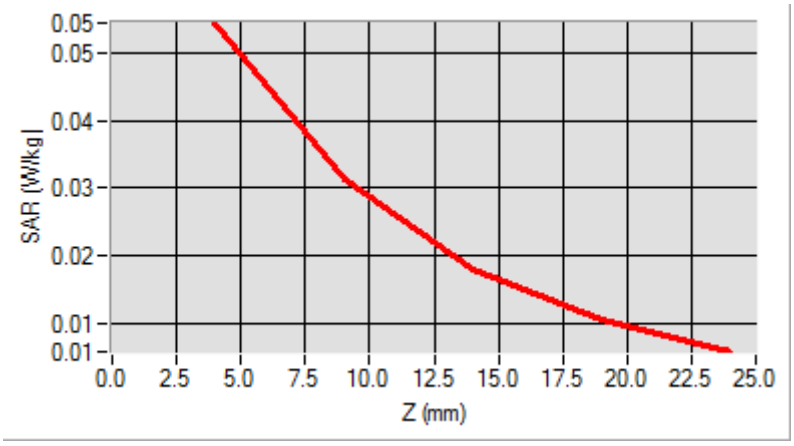

3D screen shot	**Hot spot position**
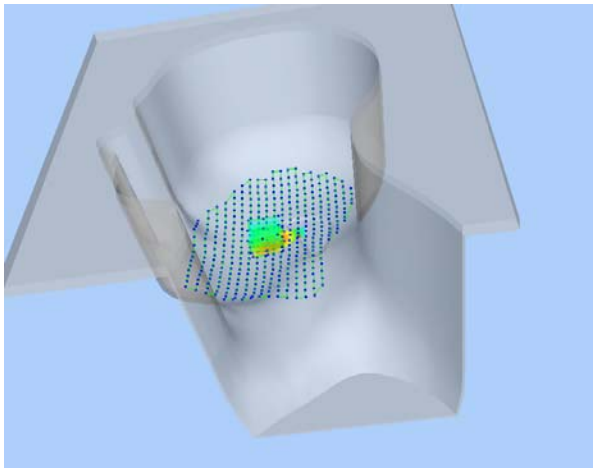	

MEASUREMENT 24

Type: Phone measurement (Complete)
Date of measurement: 06/03/2014
Measurement duration: 12 minutes 3 seconds
E-field Probe: SSE5 - SN 09/13 EP168; ConvF: 6.25; Calibrated: 03/21/2014

A. Experimental conditions

Area Scan	sam_direct_droit2_surf8mm.txt
Phantom	Right head
Device Position	Tilt
Band	WCDMA850_ RMC
Channels	High
Signal	Duty Cycle: 1.00 (Crest factor: 1.0)

B. SAR Measurement Results

Frequency (MHz)	846.600000
Relative Permittivity (real part)	40.0200000
Conductivity (S/m)	0.910000
Power Variation (%)	1.810000
Ambient Temperature	21.1
Liquid Temperature	21.3

SURFACE SAR	VOLUME SAR
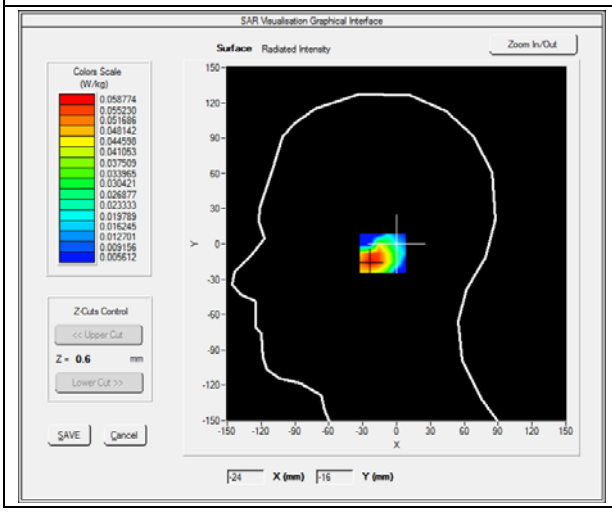	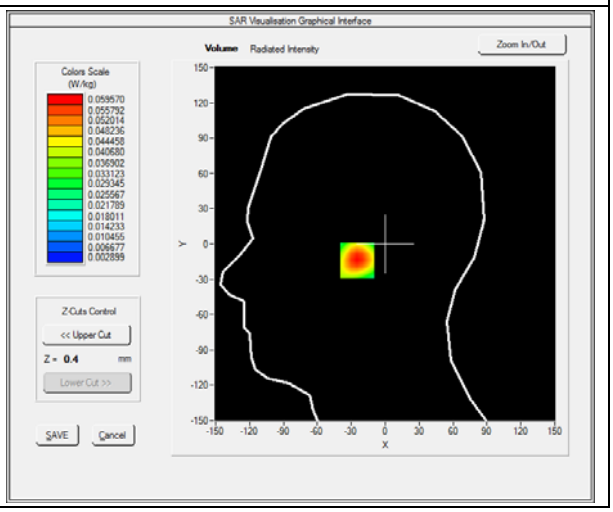

Maximum location: X=-22.00, Y=-14.00

SAR 10g (W/Kg)	**0.030857**
SAR 1g (W/Kg)	**0.055619**

Z (mm)	**0.00**	**4.00**	**9.00**	**14.00**	**19.00**
SAR (W/Kg)	**0.0000**	**0.0596**	**0.0329**	**0.0184**	**0.0107**

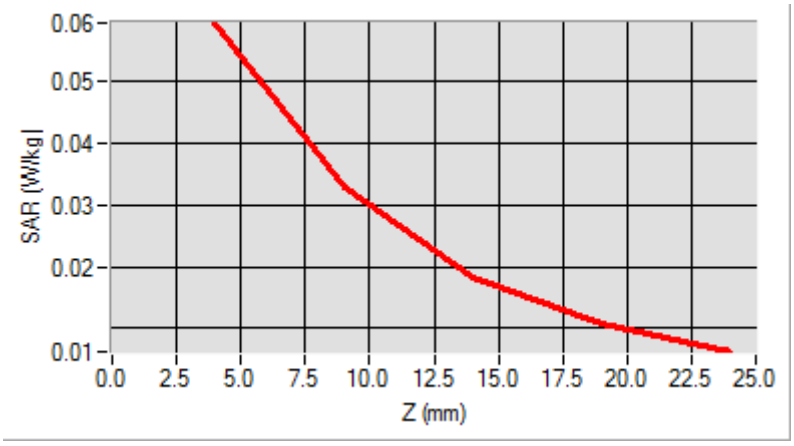

3D screen shot	**Hot spot position**
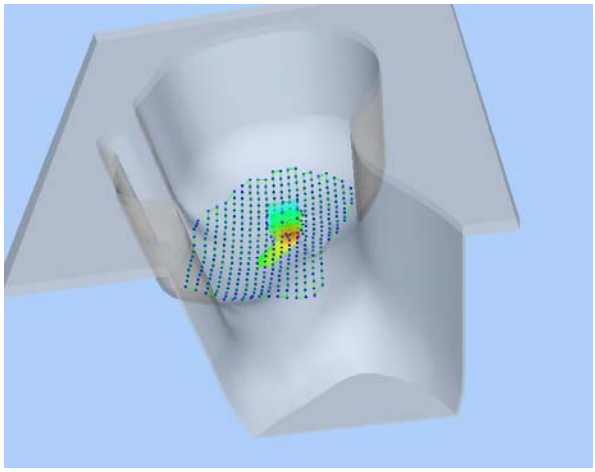	

MEASUREMENT 25

Type: Phone measurement (Complete)
Date of measurement: 06/03/2014
Measurement duration: 12 minutes 3 seconds
E-field Probe: SSE5 - SN 09/13 EP168; ConvF: 6.25; Calibrated: 03/21/2014

A. Experimental conditions

Area Scan	sam_direct_droit2_surf8mm.txt
Phantom	Left head
Device Position	Cheek
Band	WCDMA850_RMC
Channels	High
Signal	Duty Cycle: 1.00 (Crest factor: 1.0)

B. SAR Measurement Results

Frequency (MHz)	846.600000
Relative Permittivity (real part)	40.0200000
Conductivity (S/m)	0.910000
Power Variation (%)	1.810000
Ambient Temperature	21.1
Liquid Temperature	21.3

SURFACE SAR	VOLUME SAR
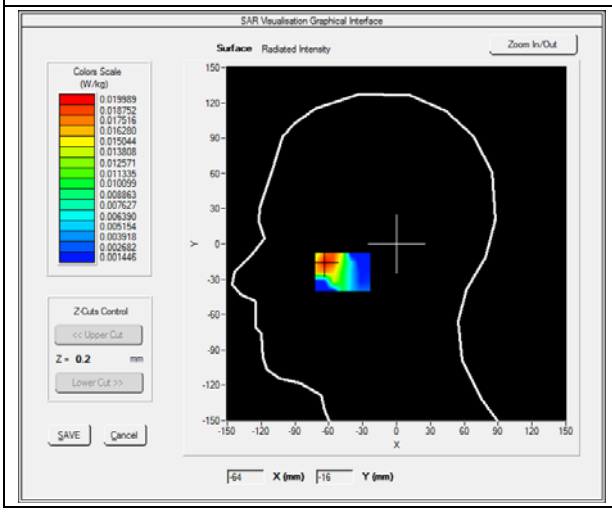	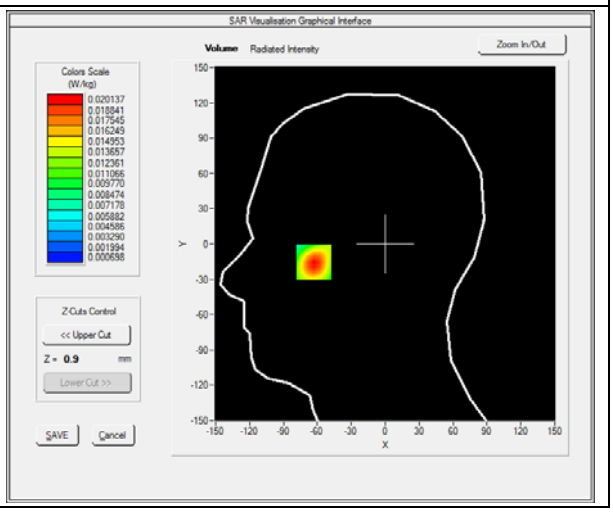

Maximum location: X=-10.00, Y=12.00

SAR 10g (W/Kg)	**0.029937**
SAR 1g (W/Kg)	**0.056167**

Z (mm)	**0.00**	**4.00**	**9.00**	**14.00**	**19.00**
SAR (W/Kg)	**0.0000**	**0.0606**	**0.0319**	**0.0169**	**0.0095**

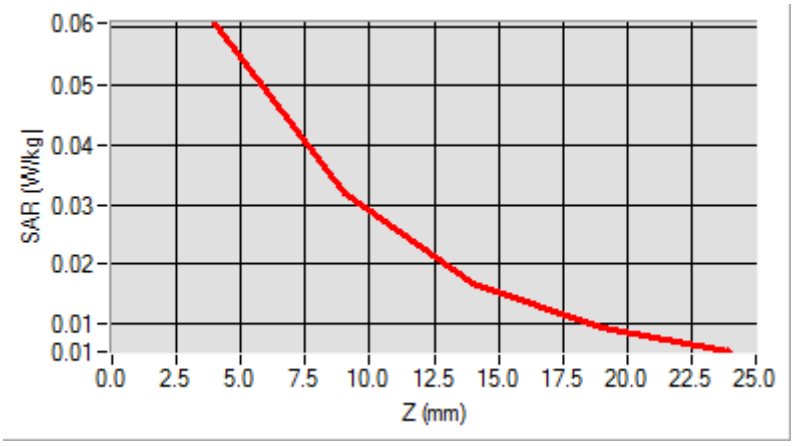

3D screen shot	**Hot spot position**
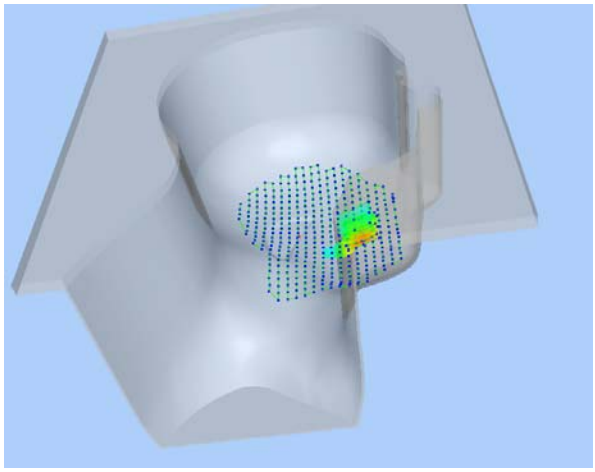	

MEASUREMENT 26

Type: Phone measurement (Complete)
Date of measurement: 06/03/2014
Measurement duration: 12 minutes 3 seconds
E-field Probe: SSE5 - SN 09/13 EP168; ConvF: 6.25; Calibrated: 03/21/2014

A. Experimental conditions

Area Scan	sam_direct_droit2_surf8mm.txt
Phantom	Left head
Device Position	Tilt
Band	WCDMA850_RMC
Channels	High
Signal	Duty Cycle: 1.00 (Crest factor: 1.0)

B. SAR Measurement Results

Frequency (MHz)	846.600000
Relative Permittivity (real part)	40.0200000
Conductivity (S/m)	0.910000
Power Variation (%)	1.810000
Ambient Temperature	21.1
Liquid Temperature	21.3

SURFACE SAR	VOLUME SAR
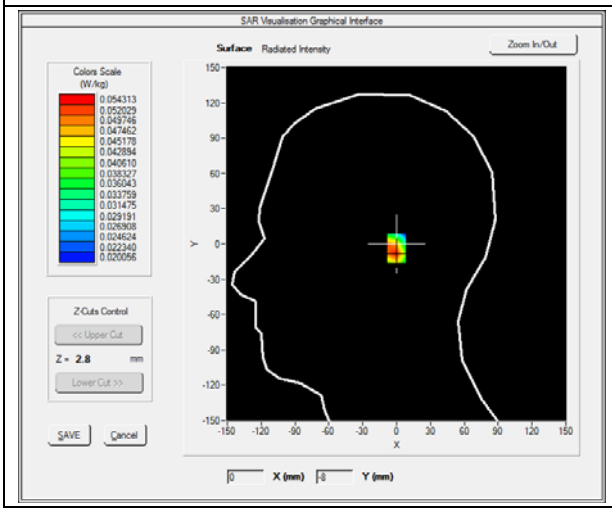	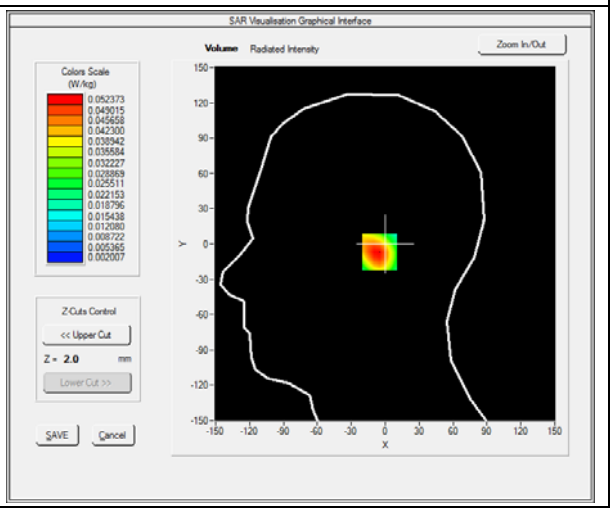

Maximum location: X=-2.00, Y=-7.00

SAR 10g (W/Kg)	**0.026827**
SAR 1g (W/Kg)	**0.049301**

Z (mm)	**0.00**	**4.00**	**9.00**	**14.00**	**19.00**
SAR (W/Kg)	**0.0000**	**0.0524**	**0.0279**	**0.0149**	**0.0083**

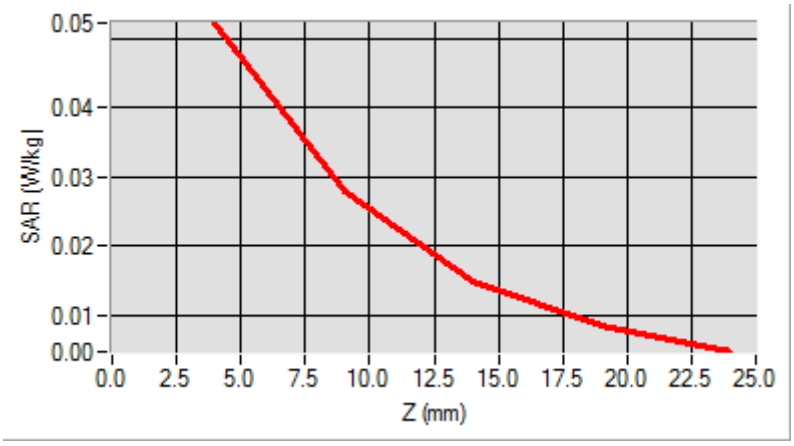

3D screen shot	**Hot spot position**
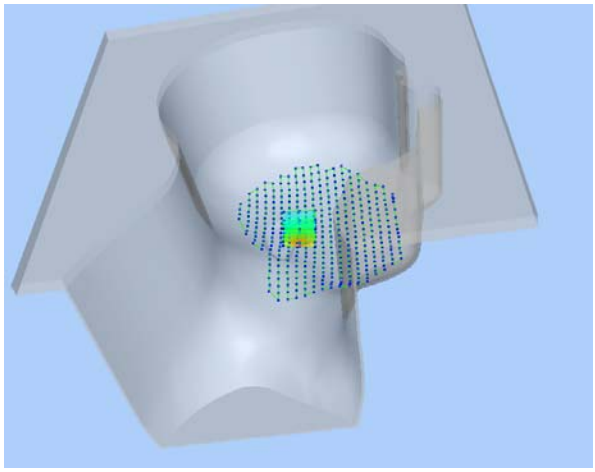	

MEASUREMENT 27

Type: Phone measurement (Complete)
Date of measurement: 06/03/2014
Measurement duration: 12 minutes 3 seconds
E-field Probe: SSE5 - SN 09/13 EP168; ConvF: 6.50; Calibrated: 03/21/2014

A. Experimental conditions

Area Scan	sam_direct_droit2_surf8mm.txt
Phantom	Flat Plane
Device Position	Back
Band	WCDMA850_RMC
Channels	High
Signal	Duty Cycle: 1.00 (Crest factor: 1.00)

B. SAR Measurement Results

Frequency (MHz)	846.600000
Relative Permittivity (real part)	52.124510
Conductivity (S/m)	0.96000
Power Variation (%)	0.80000
Ambient Temperature	21.1
Liquid Temperature	21.3

SURFACE SAR	VOLUME SAR
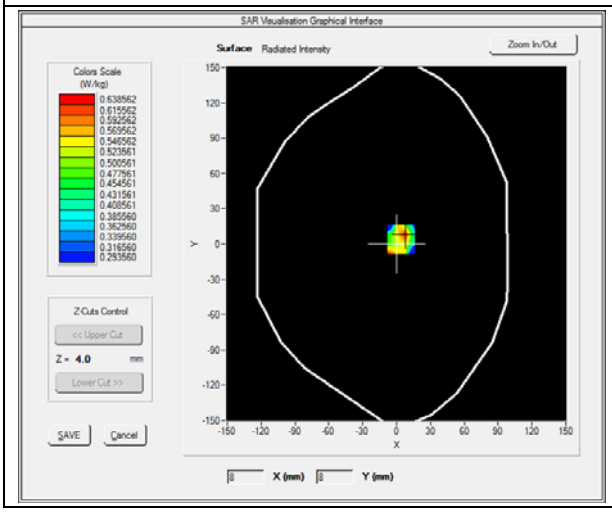	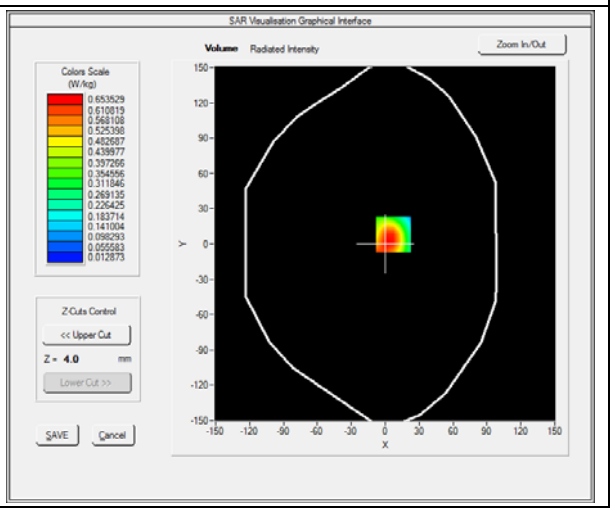

Maximum location: X=7.00, Y=8.00

SAR 10g (W/Kg)	**0.321405**
SAR 1g (W/Kg)	**0.419191**

Z (mm)	**0.00**	**4.00**	**9.00**	**14.00**	**19.00**
SAR (W/Kg)	**0.0000**	**0.5300**	**0.3112**	**0.1513**	**0.0770**

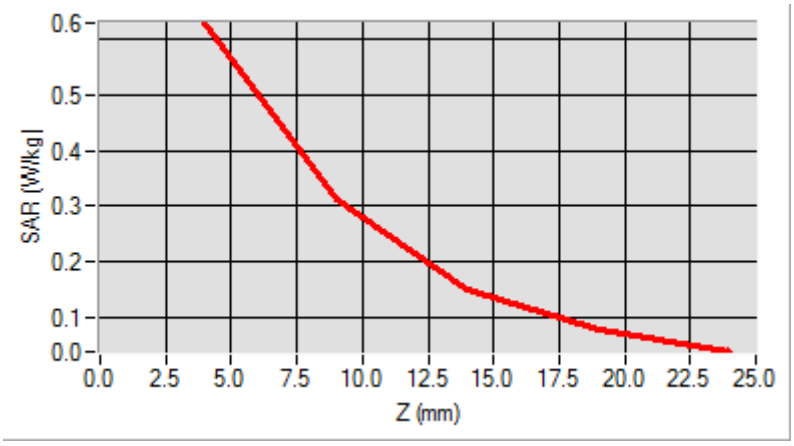

3D screen shot	**Hot spot position**
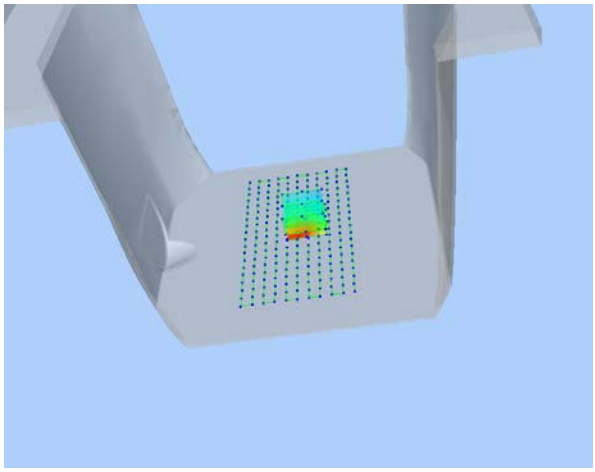	

MEASUREMENT 28

Type: Phone measurement (Complete)
Date of measurement: 06/03/2014
Measurement duration: 12 minutes 3 seconds
E-field Probe: SSE5 - SN 09/13 EP168; ConvF: 6.50; Calibrated: 03/21/2014

A. Experimental conditions

Area Scan	sam_direct_droit2_surf8mm.txt
Phantom	Flat Plane
Device Position	Bottom
Band	WCDMA850_RMC
Channels	High
Signal	Duty Cycle: 1.00 (Crest factor: 1.00)

B. SAR Measurement Results

Frequency (MHz)	846.600000
Relative Permittivity (real part)	52.124510
Conductivity (S/m)	0.96000
Power Variation (%)	0.80000
Ambient Temperature	21.1
Liquid Temperature	21.3

SURFACE SAR	VOLUME SAR
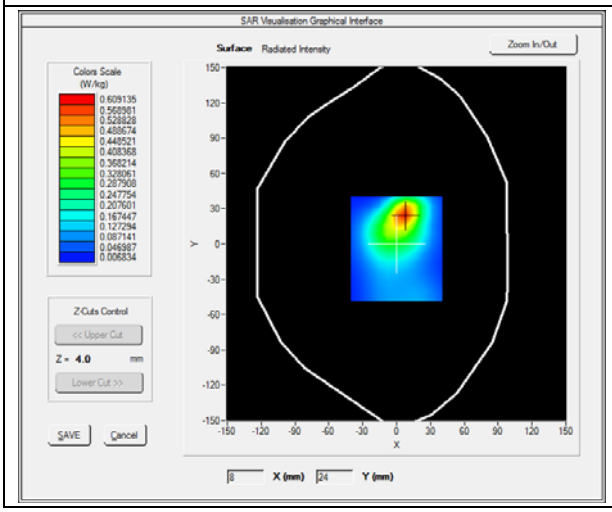	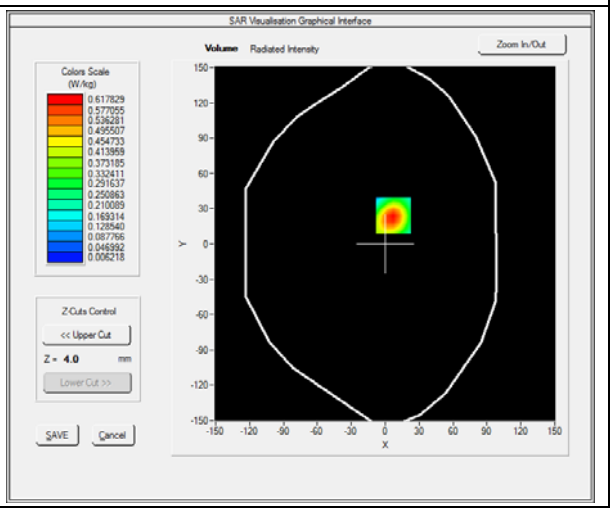

Maximum location: X=10.00, Y=-1.00

SAR 10g (W/Kg)	**0.149500**
SAR 1g (W/Kg)	**0.298271**

Z (mm)	**0.00**	**4.00**	**9.00**	**14.00**	**19.00**
SAR (W/Kg)	**0.0000**	**0.3303**	**0.1709**	**0.0894**	**0.0506**

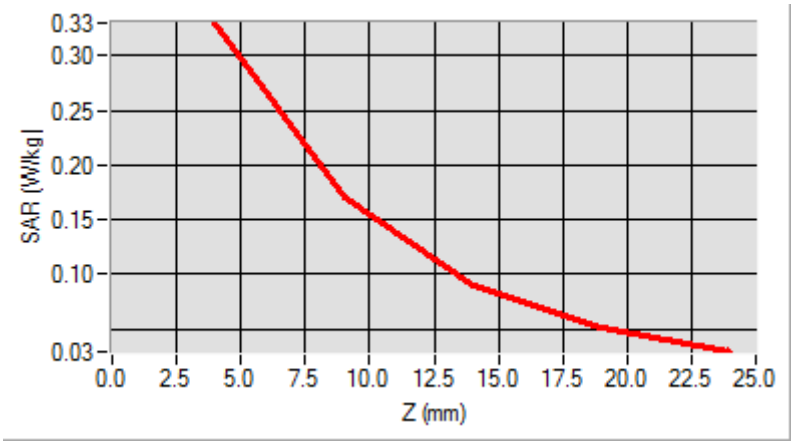

3D screen shot	**Hot spot position**
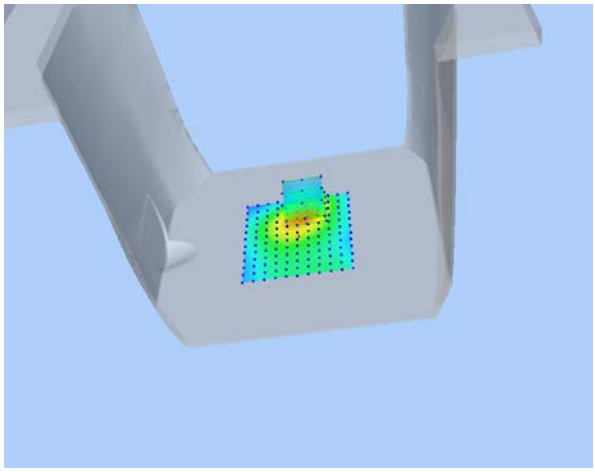	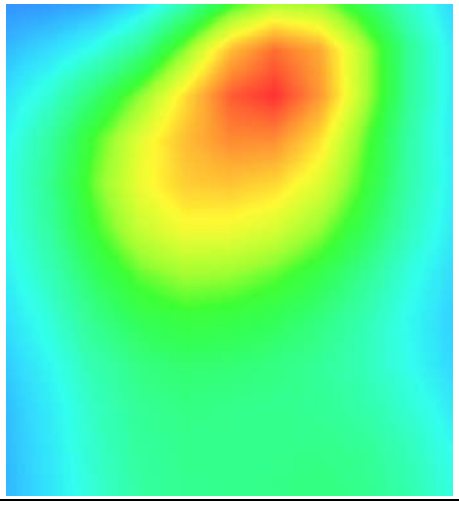

MEASUREMENT 29

Type: Phone measurement (Complete)
Date of measurement: 06/03/2014
Measurement duration: 12 minutes 3 seconds
E-field Probe: SSE5 - SN 09/13 EP168; ConvF: 6.50; Calibrated: 03/21/2014

A. Experimental conditions

Area Scan	sam_direct_droit2_surf8mm.txt
Phantom	Flat Plane
Device Position	Right side
Band	WCDMA850_RMC
Channels	High
Signal	Duty Cycle: 1.00 (Crest factor: 1.00)

B. SAR Measurement Results

Frequency (MHz)	846.600000
Relative Permittivity (real part)	52.124510
Conductivity (S/m)	0.96000
Power Variation (%)	0.80000
Ambient Temperature	21.1
Liquid Temperature	21.3

SURFACE SAR	VOLUME SAR
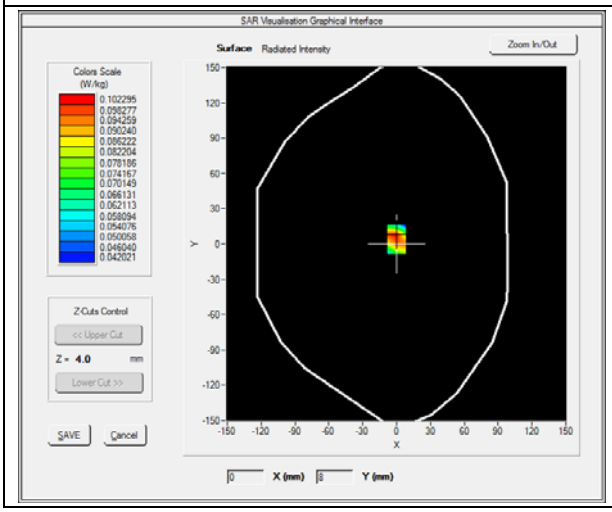	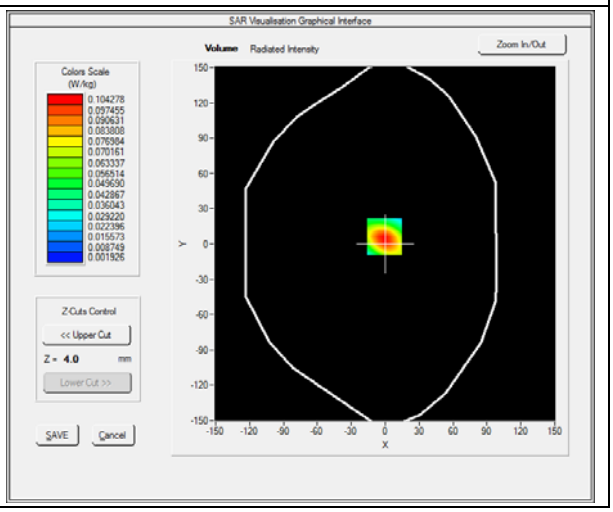

Maximum location: X=-1.00, Y=6.00

SAR 10g (W/Kg)	**0.048637**
SAR 1g (W/Kg)	**0.097261**

Z (mm)	**0.00**	**4.00**	**9.00**	**14.00**	**19.00**
SAR (W/Kg)	**0.0000**	**0.1043**	**0.0499**	**0.0238**	**0.0123**

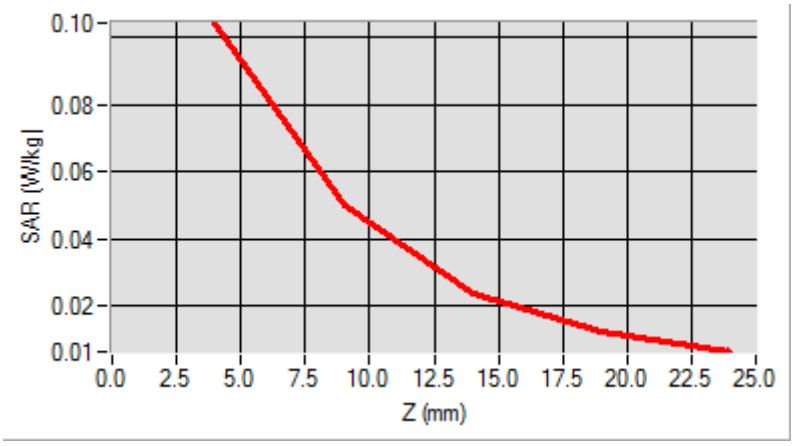

3D screen shot	**Hot spot position**
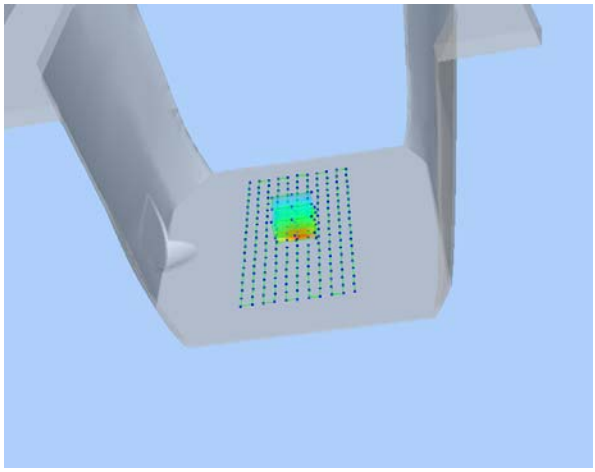	

MEASUREMENT 30

Type: Phone measurement (Complete)
Date of measurement: 06/03/2014
Measurement duration: 12 minutes 3 seconds
E-field Probe: SSE5 - SN 09/13 EP168; ConvF: 6.50; Calibrated: 03/21/2014

A. Experimental conditions

Area Scan	sam_direct_droit2_surf8mm.txt
Phantom	Flat Plane
Device Position	Left side
Band	WCDMA850_RMC
Channels	High
Signal	Duty Cycle: 1.00 (Crest factor: 1.00)

B. SAR Measurement Results

Frequency (MHz)	846.600000
Relative Permittivity (real part)	52.124510
Conductivity (S/m)	0.96000
Power Variation (%)	0.80000
Ambient Temperature	21.1
Liquid Temperature	21.3

SURFACE SAR	VOLUME SAR
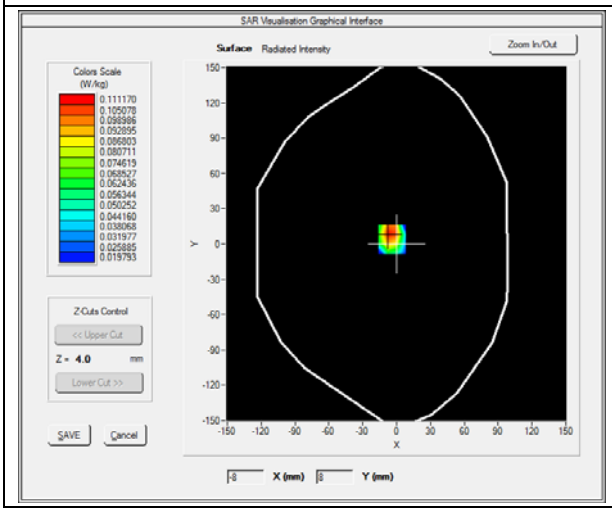	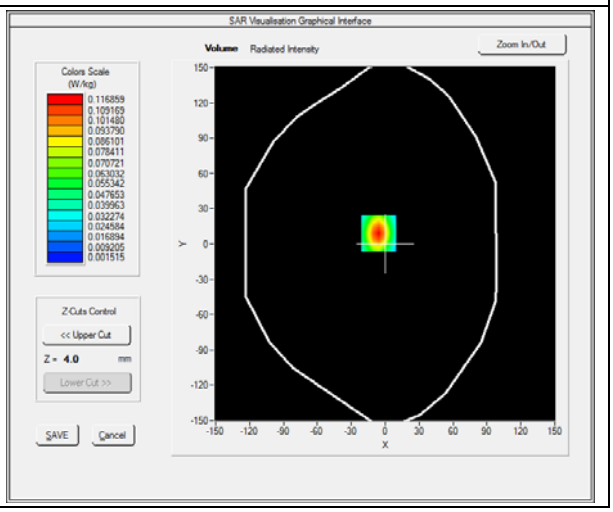

Maximum location: X=-6.00, Y=9.00

SAR 10g (W/Kg)	**0.034642**
SAR 1g (W/Kg)	**0.081510**

Z (mm)	**0.00**	**4.00**	**9.00**	**14.00**	**19.00**
SAR (W/Kg)	**0.0000**	**0.0915**	**0.0512**	**0.0216**	**0.0102**

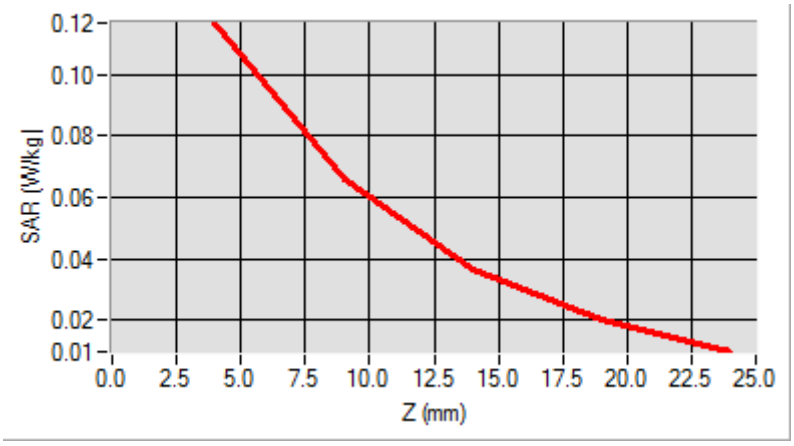

3D screen shot	**Hot spot position**
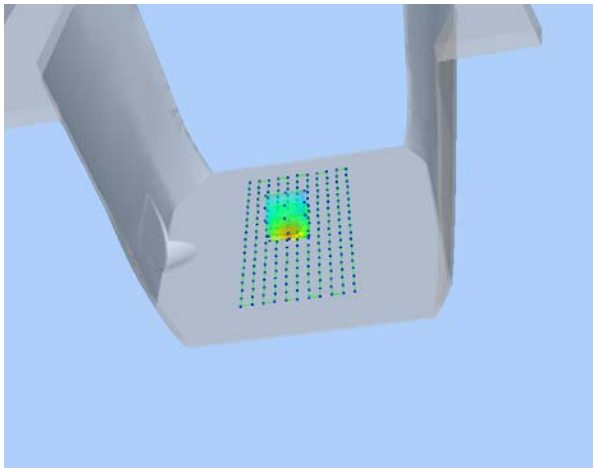	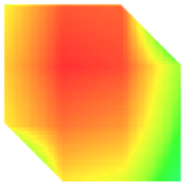

MEASUREMENT 31

Type: Phone measurement (Complete)
Date of measurement: 06/03/2014
Measurement duration: 12 minutes 3 seconds
E-field Probe: SSE5 - SN 09/13 EP168; ConvF: 6.50; Calibrated: 03/21/2014

A. Experimental conditions

Area Scan	sam_direct_droit2_surf8mm.txt
Phantom	Flat Plane
Device Position	Back(Body with headset)
Band	WCDMA850_RMC
Channels	High
Signal	Duty Cycle: 1.00 (Crest factor: 1.00)

B. SAR Measurement Results

Frequency (MHz)	846.600000
Relative Permittivity (real part)	52.124510
Conductivity (S/m)	0.96000
Power Variation (%)	0.80000
Ambient Temperature	21.1
Liquid Temperature	21.3

SURFACE SAR	VOLUME SAR
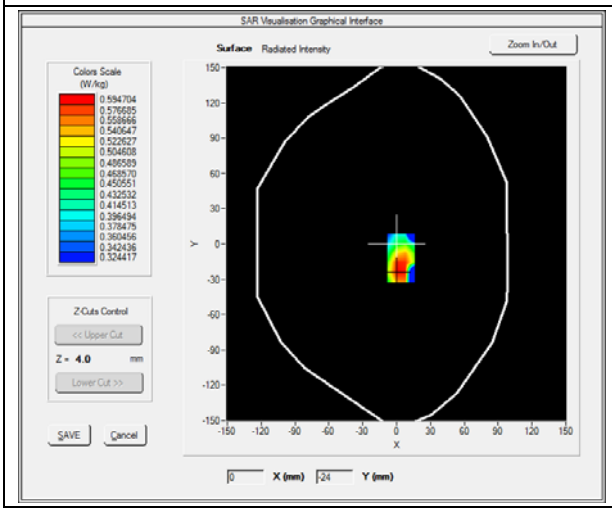	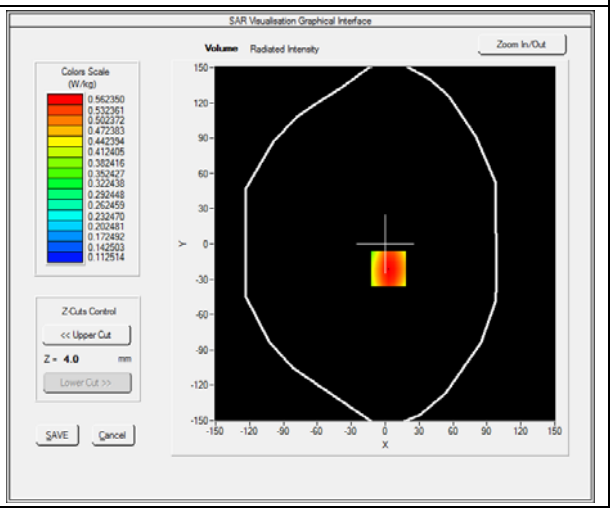

Maximum location: X=3.00, Y=-21.00

SAR 10g (W/Kg)	**0.380206**
SAR 1g (W/Kg)	**0.538877**

Z (mm)	**0.00**	**4.00**	**9.00**	**14.00**	**19.00**
SAR (W/Kg)	**0.0000**	**0.5624**	**0.4173**	**0.3095**	**0.2293**

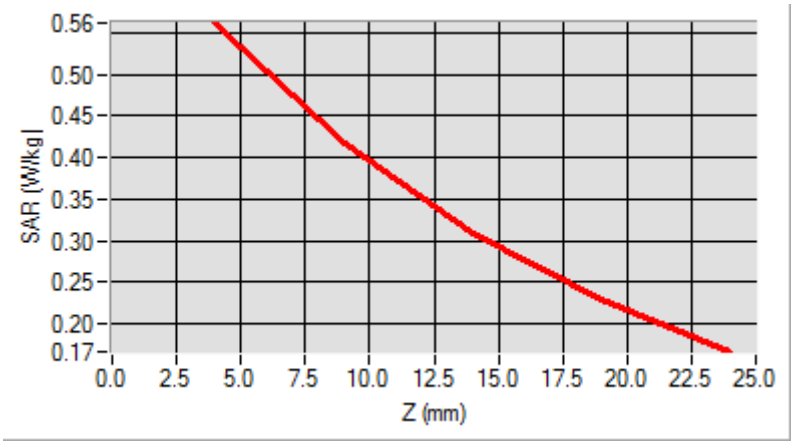

3D screen shot	**Hot spot position**
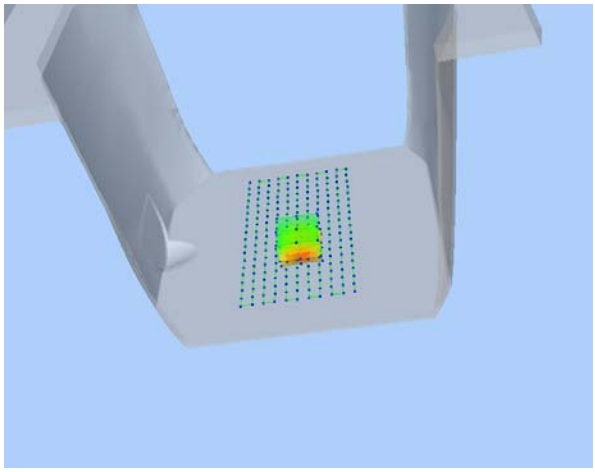	

MEASUREMENT 32

Type: Phone measurement (Complete)
Date of measurement: 06/03/2014
Measurement duration: 12 minutes 3 seconds
E-field Probe: SSE5 - SN 09/13 EP168; ConvF: 6.50; Calibrated: 03/21/2014

A. Experimental conditions

Area Scan	sam_direct_droit2_surf8mm.txt
Phantom	Flat Plane
Device Position	Front(Body with headset)
Band	WCDMA850_RMC
Channels	High
Signal	Duty Cycle: 1.00 (Crest factor: 1.00)

B. SAR Measurement Results

Frequency (MHz)	846.600000
Relative Permittivity (real part)	52.124510
Conductivity (S/m)	0.96000
Power Variation (%)	0.80000
Ambient Temperature	21.1
Liquid Temperature	21.3

SURFACE SAR	VOLUME SAR
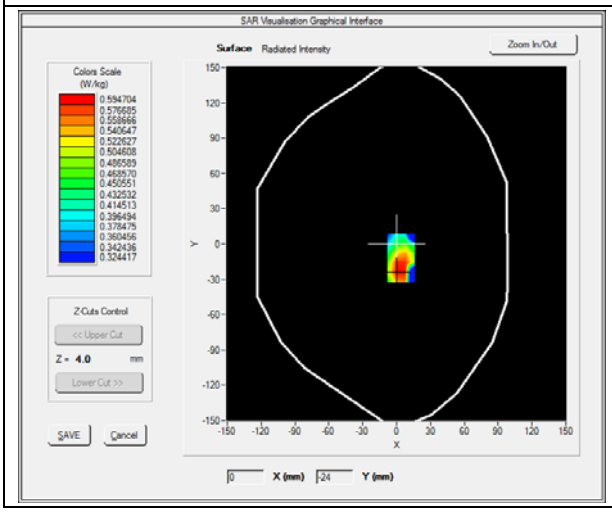	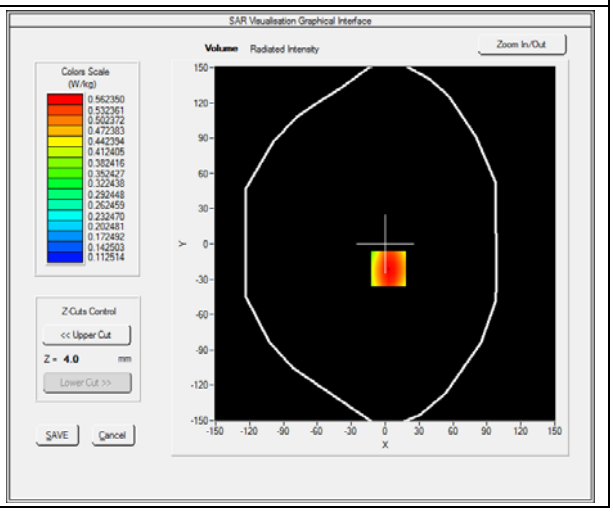

Maximum location: X=3.00, Y=-21.00

SAR 10g (W/Kg)	**0.083333**
SAR 1g (W/Kg)	**0.108304**

Z (mm)	**0.00**	**4.00**	**9.00**	**14.00**	**19.00**
SAR (W/Kg)	**0.0000**	**0.1063**	**0.0889**	**0.0729**	**0.0585**

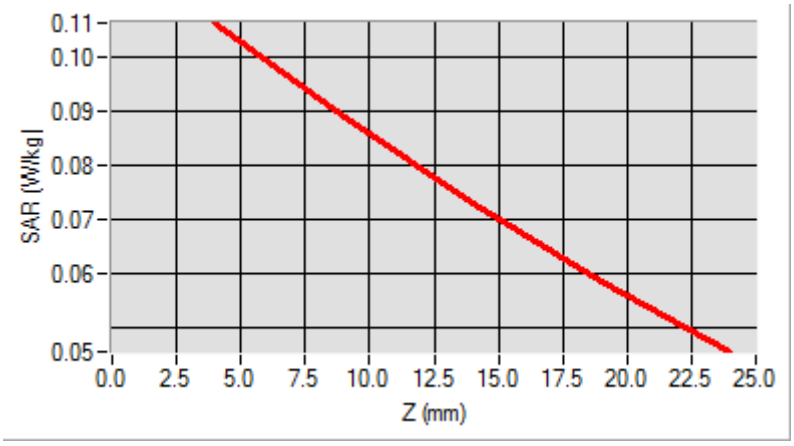

3D screen shot	**Hot spot position**
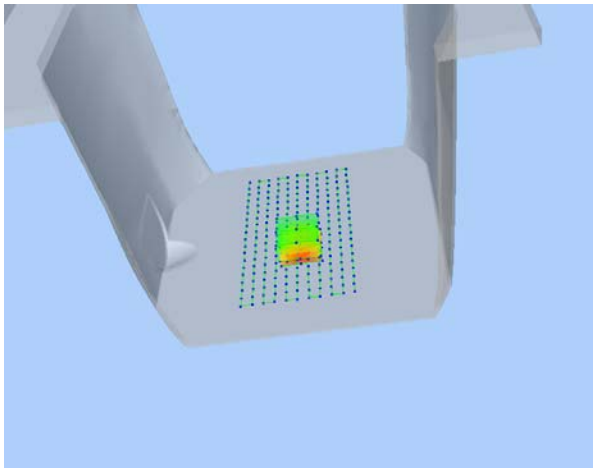	

MEASUREMENT 33

Type: Phone measurement (Complete)
Date of measurement: 06/03/2014
Measurement duration: 12 minutes 3 seconds
E-field Probe: SSE5 - SN 09/13 EP168; ConvF: 6.25; Calibrated: 03/21/2014

A. Experimental conditions

Area Scan	sam_direct_droit2_surf8mm.txt
Phantom	Right head
Device Position	Cheek
Band	WCDMA1900_RMC
Channels	Low
Signal	Duty Cycle: 1.00 (Crest factor: 1.0)

B. SAR Measurement Results

Frequency (MHz)	1852.400000
Relative Permittivity (real part)	38.762140
Conductivity (S/m)	1.781240
Power Variation (%)	1.144120
Ambient Temperature	21.1
Liquid Temperature	21.2

SURFACE SAR	VOLUME SAR
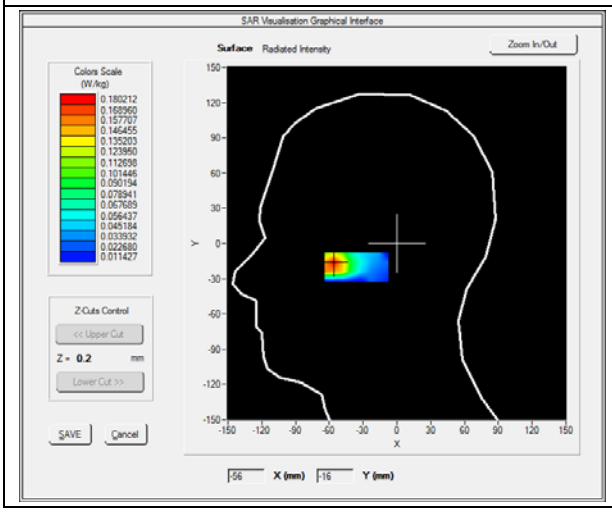	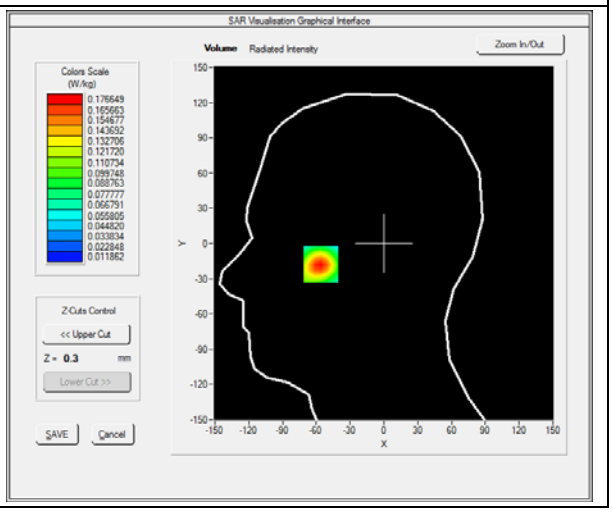

Maximum location: X=-64.00, Y=-18.00

SAR 10g (W/Kg)	**0.103194**
SAR 1g (W/Kg)	**0.162663**

Z (mm)	**0.00**	**4.00**	**9.00**	**14.00**	**19.00**
SAR (W/Kg)	**0.0000**	**0.1766**	**0.1289**	**0.0933**	**0.0668**

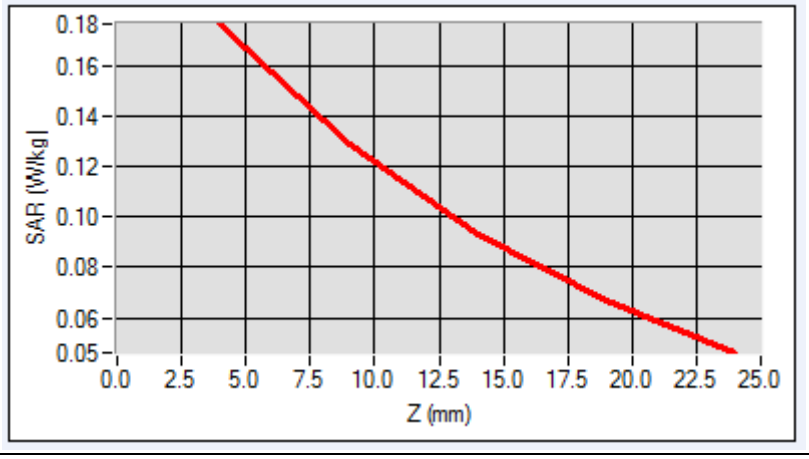

3D screen shot	**Hot spot position**
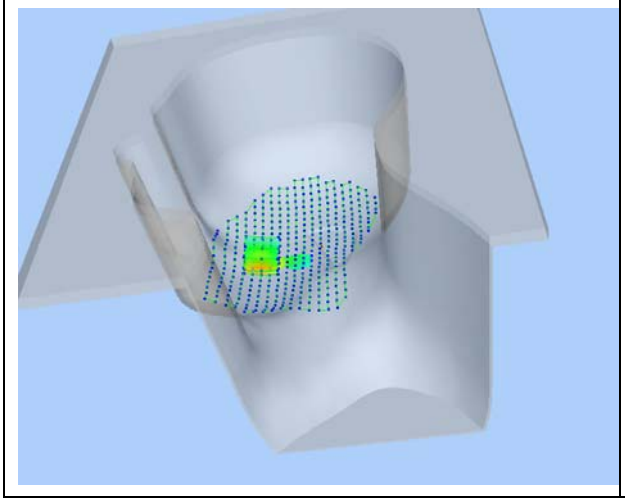	

MEASUREMENT 34

Type: Phone measurement (Complete)
Date of measurement: 06/03/2014
Measurement duration: 12 minutes 3 seconds
E-field Probe: SSE5 - SN 09/13 EP168; ConvF: 6.25; Calibrated: 03/21/2014

A. Experimental conditions

Area Scan	sam_direct_droit2_surf8mm.txt
Phantom	Right head
Device Position	Tilt
Band	WCDMA1900_ RMC
Channels	Low
Signal	Duty Cycle: 1.00 (Crest factor: 1.0)

B. SAR Measurement Results

Frequency (MHz)	1852.400000
Relative Permittivity (real part)	38.762140
Conductivity (S/m)	1.781240
Power Variation (%)	1.144120
Ambient Temperature	21.1
Liquid Temperature	21.2

SURFACE SAR	VOLUME SAR
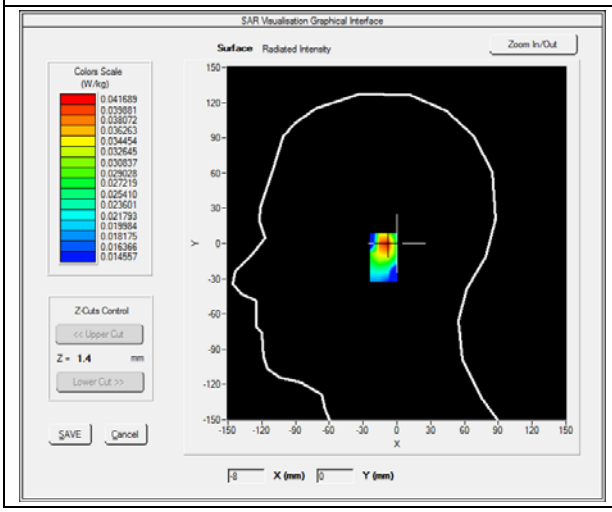	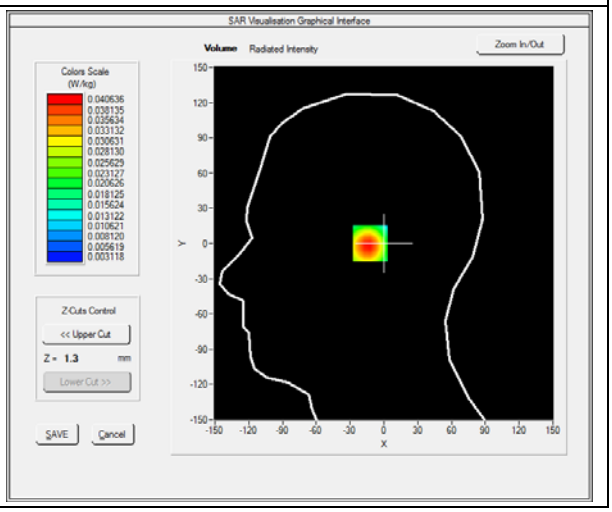

Maximum location: X=-1.00, Y=7.00

SAR 10g (W/Kg)	**0.023931**
SAR 1g (W/Kg)	**0.038222**

Z (mm)	**0.00**	**4.00**	**9.00**	**14.00**	**19.00**
SAR (W/Kg)	**0.0000**	**0.0406**	**0.0262**	**0.0173**	**0.0173**

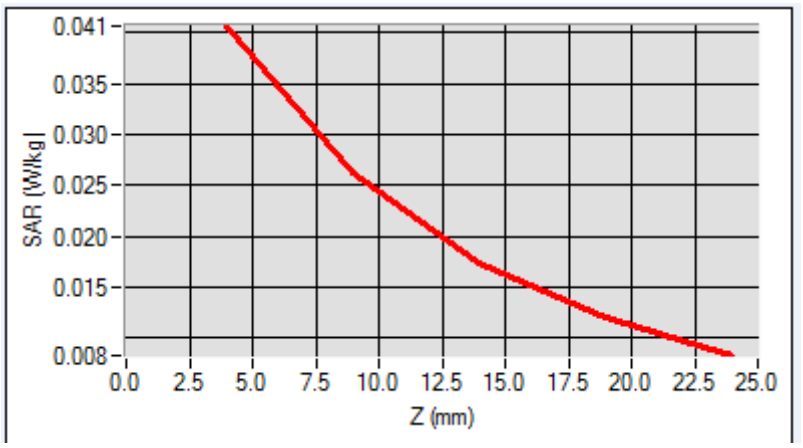

3D screen shot	**Hot spot position**
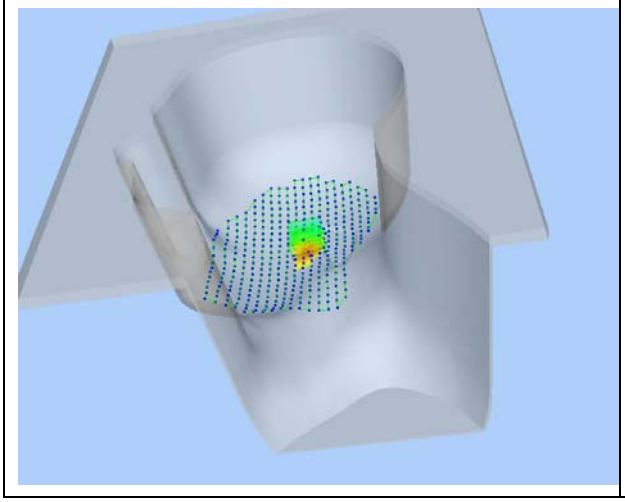	

MEASUREMENT 35

Type: Phone measurement (Complete)
Date of measurement: 06/03/2014
Measurement duration: 12 minutes 3 seconds
E-field Probe: SSE5 - SN 09/13 EP168; ConvF: 6.25; Calibrated: 03/21/2014

A. Experimental conditions

Area Scan	sam_direct_droit2_surf8mm.txt
Phantom	Left head
Device Position	Cheek
Band	WCDMA1900_RMC
Channels	Low
Signal	Duty Cycle: 1.00 (Crest factor: 1.0)

B. SAR Measurement Results

Frequency (MHz)	1852.400000
Relative Permittivity (real part)	38.762140
Conductivity (S/m)	1.781240
Power Variation (%)	1.144120
Ambient Temperature	21.1
Liquid Temperature	21.2

SURFACE SAR	VOLUME SAR
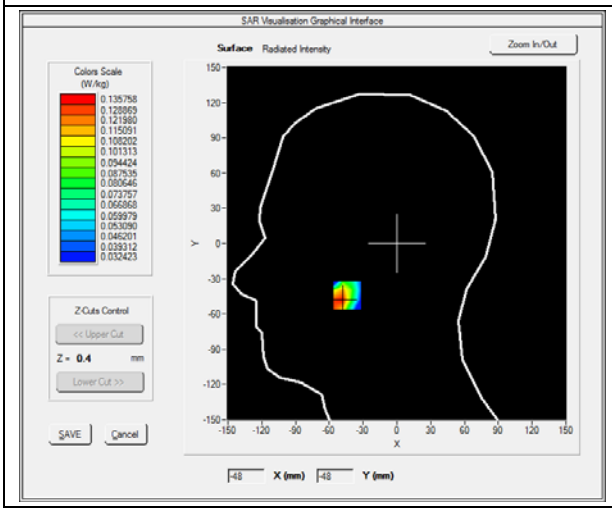	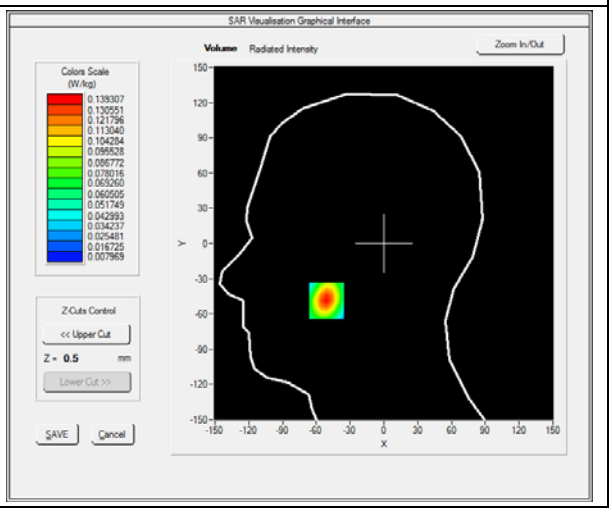

Maximum location: X=-56.00, Y=-32.00

SAR 10g (W/Kg)	**0.075071**
SAR 1g (W/Kg)	**0.121241**

Z (mm)	**0.00**	**4.00**	**9.00**	**14.00**	**19.00**
SAR (W/Kg)	**0.0000**	**0.1324**	**0.0962**	**0.0697**	**0.0502**

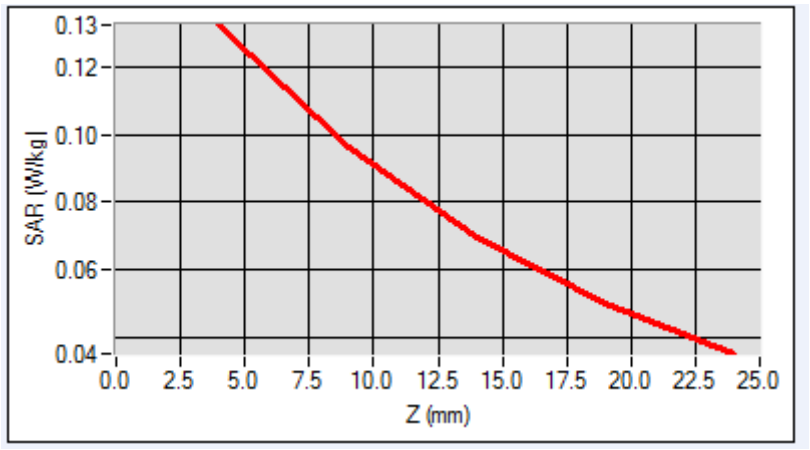

3D screen shot	**Hot spot position**
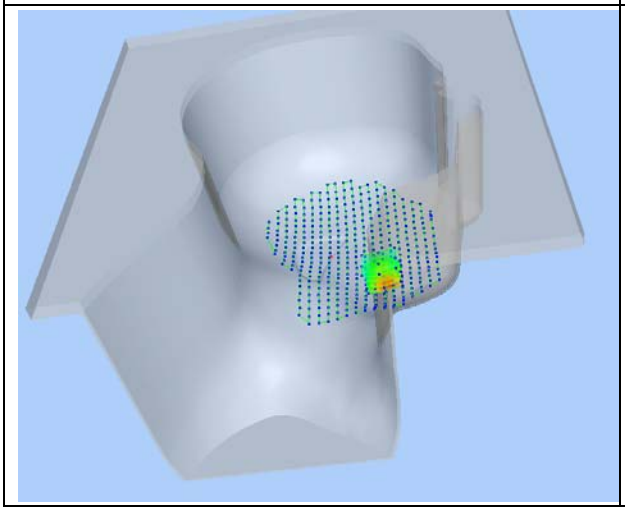	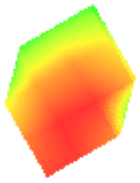

MEASUREMENT 36

Type: Phone measurement (Complete)
Date of measurement: 06/03/2014
Measurement duration: 12 minutes 3 seconds
E-field Probe: SSE5 - SN 09/13 EP168; ConvF: 6.25; Calibrated: 03/21/2014

A. Experimental conditions

Area Scan	sam_direct_droit2_surf8mm.txt
Phantom	Left head
Device Position	Tilt
Band	WCDMA1900_RMC
Channels	Low
Signal	Duty Cycle: 1.00 (Crest factor: 1.0)

B. SAR Measurement Results

Frequency (MHz)	1852.400000
Relative Permittivity (real part)	38.762140
Conductivity (S/m)	1.781240
Power Variation (%)	1.144120
Ambient Temperature	21.1
Liquid Temperature	21.2

SURFACE SAR	VOLUME SAR
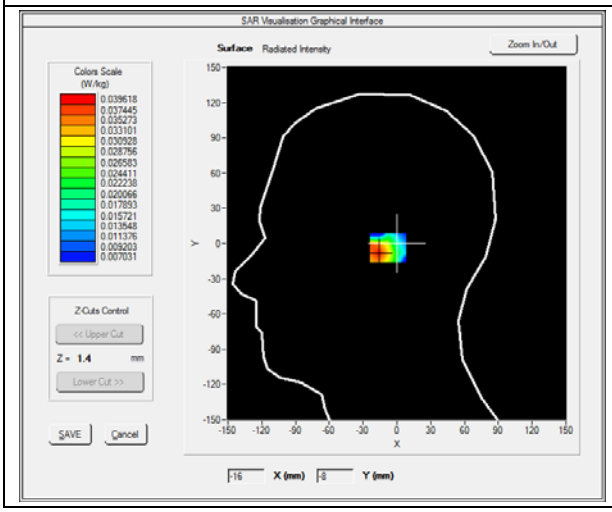	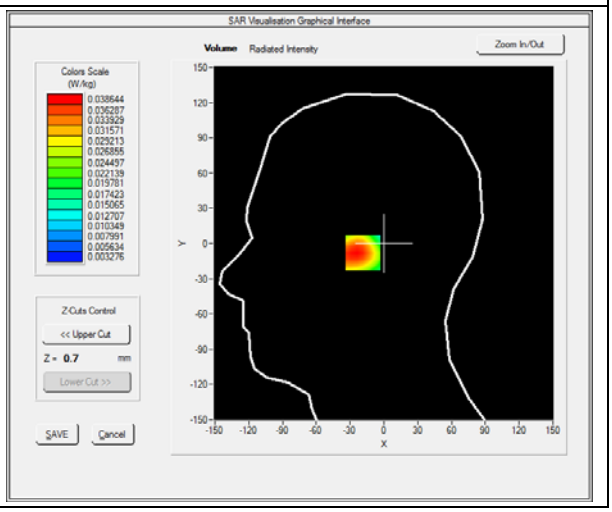

Maximum location: X=-2.00, Y=2.00

SAR 10g (W/Kg)	**0.024926**
SAR 1g (W/Kg)	**0.036646**

Z (mm)	**0.00**	**4.00**	**9.00**	**14.00**	**19.00**
SAR (W/Kg)	**0.0000**	**0.0374**	**0.0288**	**0.0212**	**0.0147**

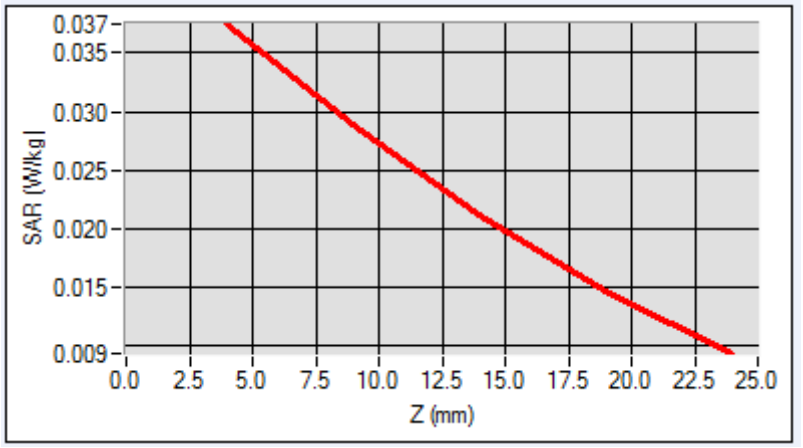

3D screen shot	**Hot spot position**
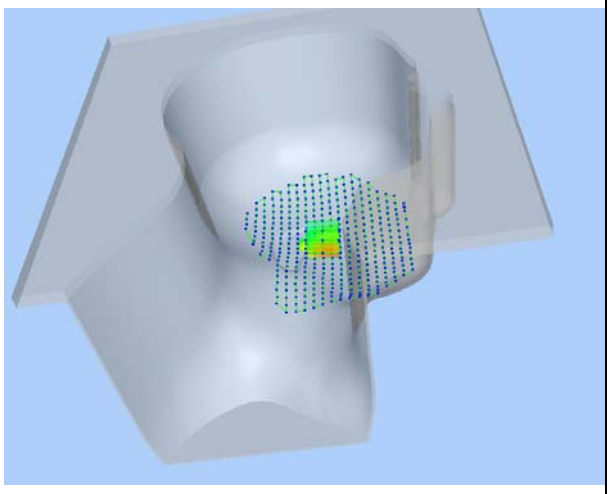	

MEASUREMENT 37

Type: Phone measurement (Complete)
Date of measurement: 06/03/2014
Measurement duration: 12 minutes 3 seconds
E-field Probe: SSE5 - SN 09/13 EP168; ConvF: 6.30; Calibrated: 03/21/2014

A. Experimental conditions

Area Scan	sam_direct_droit2_surf8mm.txt
Phantom	Flat Plane
Device Position	Back
Band	WCDMA1900_RMC
Channels	Low
Signal	Duty Cycle: 1.00 (Crest factor: 1.00)

B. SAR Measurement Results

Frequency (MHz)	1852.400000
Relative Permittivity (real part)	51.361240
Conductivity (S/m)	1.510000
Power Variation (%)	0.752100
Ambient Temperature	21.1
Liquid Temperature	21.3

SURFACE SAR	VOLUME SAR
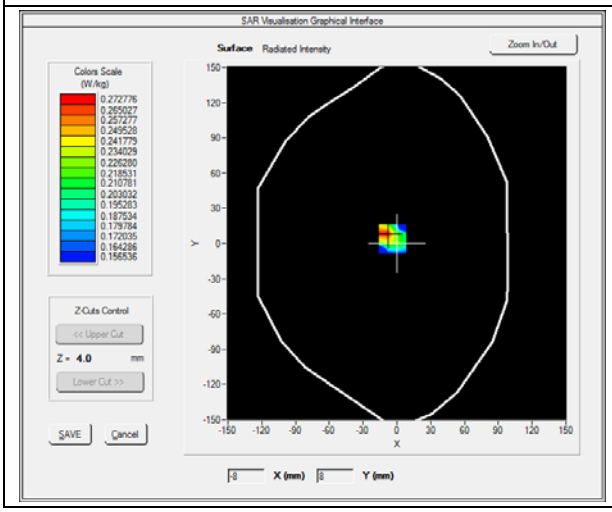	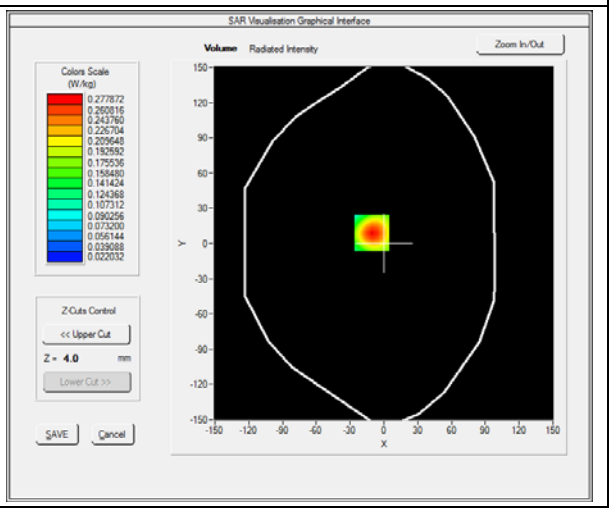

Maximum location: X=-11.00, Y=-34.00

SAR 10g (W/Kg)	**0.153271**
SAR 1g (W/Kg)	**0.257619**

Z (mm)	**0.00**	**4.00**	**9.00**	**14.00**	**19.00**
SAR (W/Kg)	**0.0000**	**0.2778**	**0.1771**	**0.1125**	**0.0716**

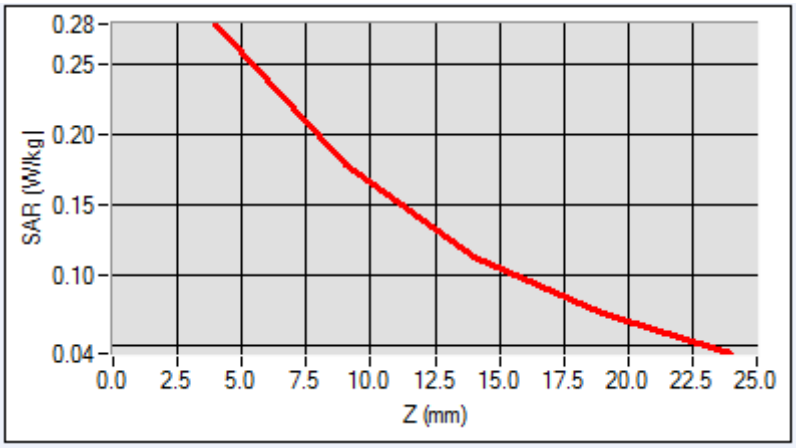

3D screen shot	**Hot spot position**
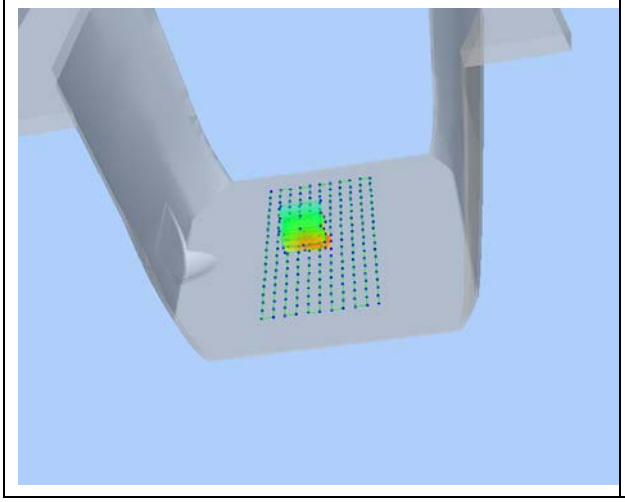	

MEASUREMENT 38

Type: Phone measurement (Complete)
Date of measurement: 06/03/2014
Measurement duration: 12 minutes 3 seconds
E-field Probe: SSE5 - SN 09/13 EP168; ConvF: 6.30; Calibrated: 03/21/2014

A. Experimental conditions

Area Scan	sam_direct_droit2_surf8mm.txt
Phantom	Flat Plane
Device Position	Bottom
Band	WCDMA1900_RMC
Channels	Low
Signal	Duty Cycle: 1.00 (Crest factor: 1.00)

B. SAR Measurement Results

Frequency (MHz)	1852.400000
Relative Permittivity (real part)	51.361240
Conductivity (S/m)	1.510000
Power Variation (%)	0.752100
Ambient Temperature	21.1
Liquid Temperature	21.3

SURFACE SAR	VOLUME SAR
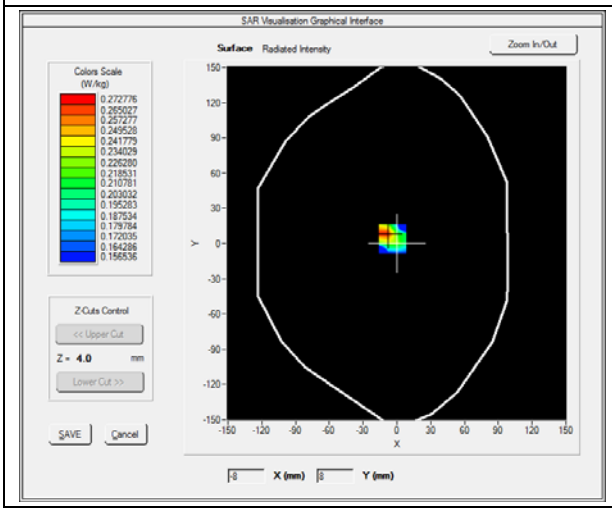	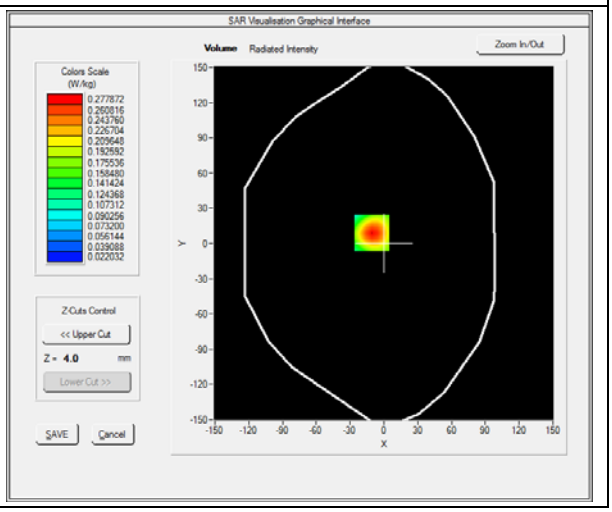

Maximum location: X=-11.00, Y=-34.00

SAR 10g (W/Kg)	**0.079120**
SAR 1g (W/Kg)	**0.101359**

Z (mm)	**0.00**	**4.00**	**9.00**	**14.00**	**19.00**
SAR (W/Kg)	**0.0000**	**0.2523**	**0.1123**	**0.0859**	**0.0759**

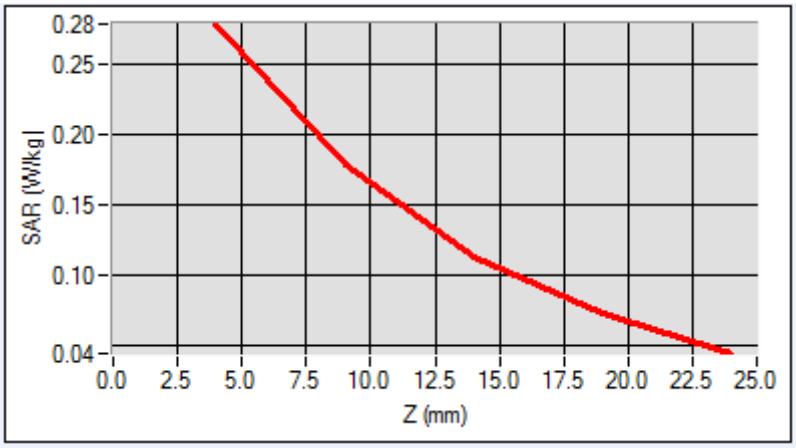

3D screen shot	**Hot spot position**
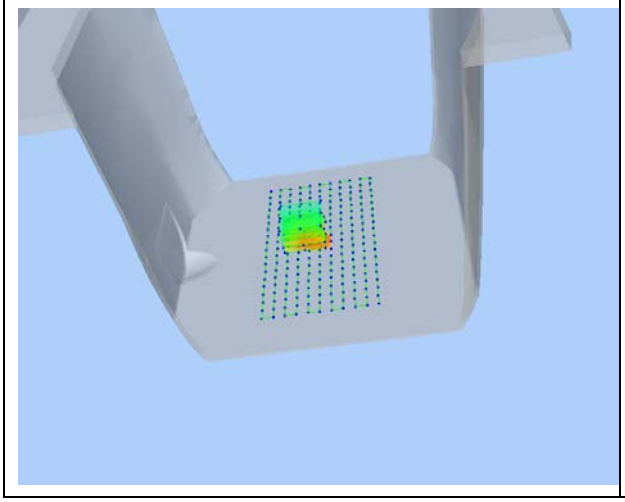	

MEASUREMENT 39

Type: Phone measurement (Complete)
Date of measurement: 06/03/2014
Measurement duration: 12 minutes 3 seconds
E-field Probe: SSE5 - SN 09/13 EP168; ConvF: 6.30; Calibrated: 03/21/2014

A. Experimental conditions

Area Scan	sam_direct_droit2_surf8mm.txt
Phantom	Flat Plane
Device Position	Right side
Band	WCDMA1900_RMC
Channels	Low
Signal	Duty Cycle: 1.00 (Crest factor: 1.00)

B. SAR Measurement Results

Frequency (MHz)	1852.400000
Relative Permittivity (real part)	51.361240
Conductivity (S/m)	1.510000
Power Variation (%)	0.752100
Ambient Temperature	21.1
Liquid Temperature	21.3

SURFACE SAR	VOLUME SAR
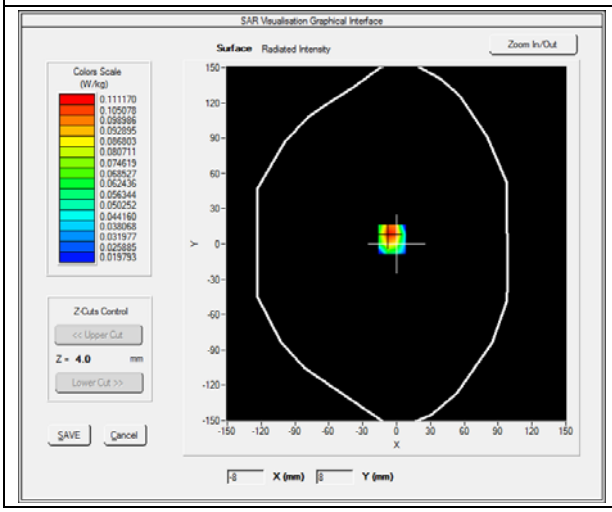	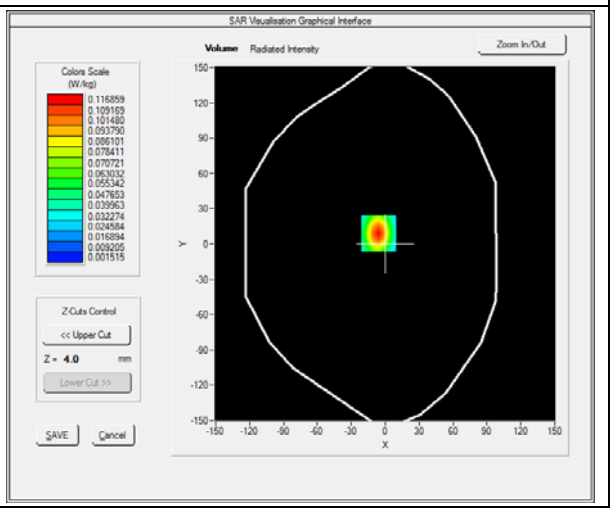

Maximum location: X=-6.00, Y=9.00

SAR 10g (W/Kg)	**0.034642**
SAR 1g (W/Kg)	**0.081510**

Z (mm)	**0.00**	**4.00**	**9.00**	**14.00**	**19.00**
SAR (W/Kg)	**0.0000**	**0.0915**	**0.0512**	**0.0216**	**0.0102**

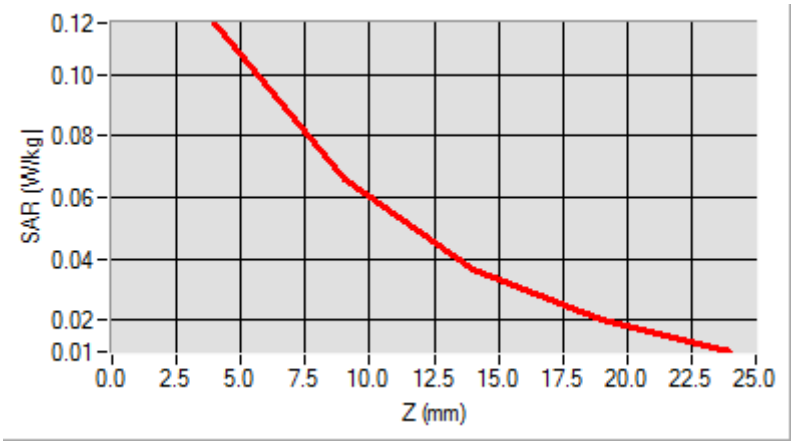

3D screen shot	**Hot spot position**
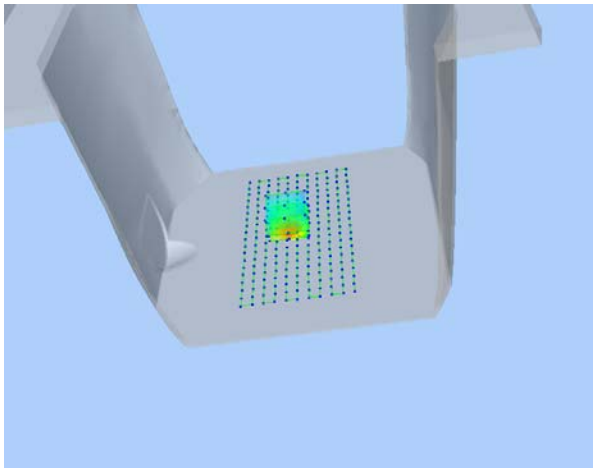	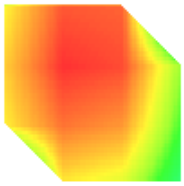

MEASUREMENT 40

Type: Phone measurement (Complete)
Date of measurement: 06/03/2014
Measurement duration: 12 minutes 3 seconds
E-field Probe: SSE5 - SN 09/13 EP168; ConvF: 6.30; Calibrated: 03/21/2014

A. Experimental conditions

Area Scan	sam_direct_droit2_surf8mm.txt
Phantom	Flat Plane
Device Position	Left side
Band	WCDMA1900_RMC
Channels	Low
Signal	Duty Cycle: 1.00 (Crest factor: 1.00)

B. SAR Measurement Results

Frequency (MHz)	1852.400000
Relative Permittivity (real part)	51.361240
Conductivity (S/m)	1.510000
Power Variation (%)	0.752100
Ambient Temperature	21.1
Liquid Temperature	21.3

SURFACE SAR	VOLUME SAR
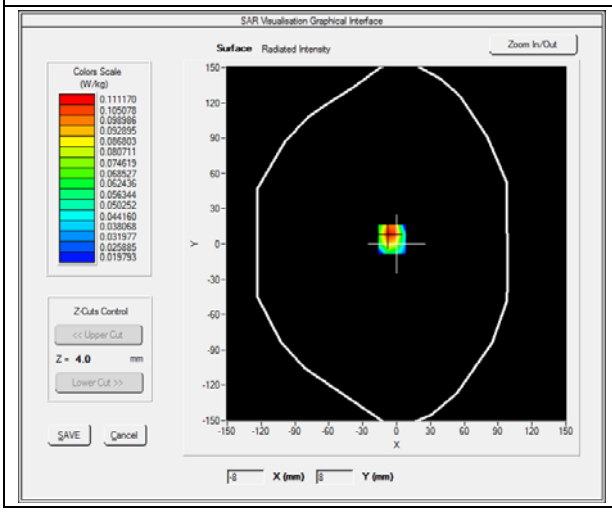	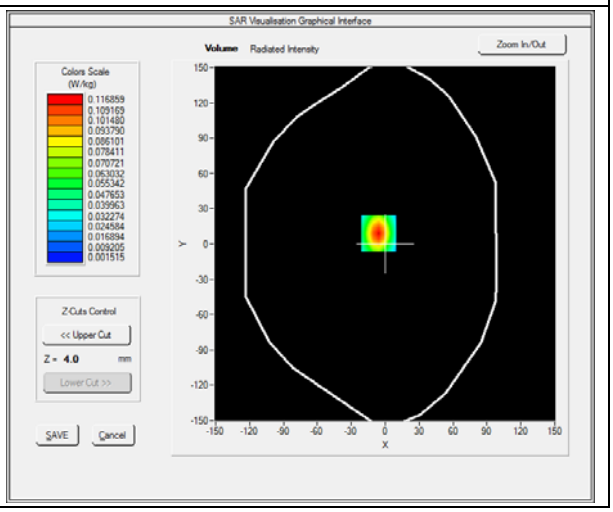

Maximum location: X=-6.00, Y=9.00

SAR 10g (W/Kg)	**0.03447**
SAR 1g (W/Kg)	**0.081421**

Z (mm)	**0.00**	**4.00**	**9.00**	**14.00**	**19.00**
SAR (W/Kg)	**0.0000**	**0.0912**	**0.0510**	**0.0211**	**0.0100**

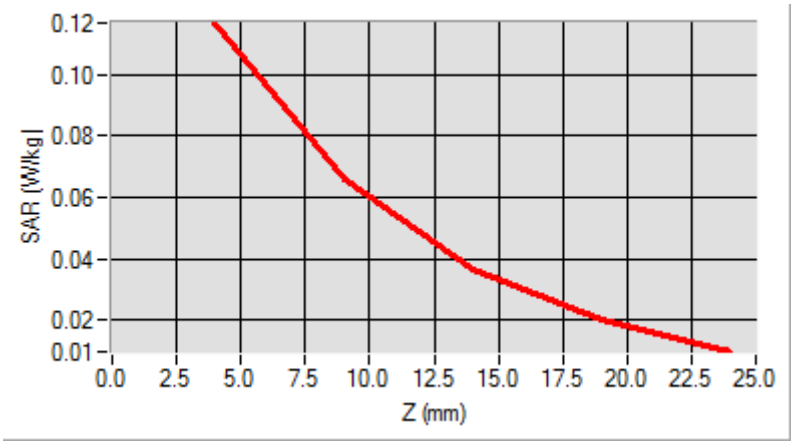

MEASUREMENT 41

Type: Phone measurement (Complete)
Date of measurement: 06/03/2014
Measurement duration: 12 minutes 3 seconds
E-field Probe: SSE5 - SN 09/13 EP168; ConvF: 6.30; Calibrated: 03/21/2014

A. Experimental conditions

Area Scan	sam_direct_droit2_surf8mm.txt
Phantom	Flat Plane
Device Position	Back(Body with headset)
Band	WCDMA1900_RMC
Channels	Low
Signal	Duty Cycle: 1.00 (Crest factor: 1.00)

B. SAR Measurement Results

Frequency (MHz)	1852.400000
Relative Permittivity (real part)	51.361240
Conductivity (S/m)	1.510000
Power Variation (%)	0.752100
Ambient Temperature	21.1
Liquid Temperature	21.3

SURFACE SAR	VOLUME SAR
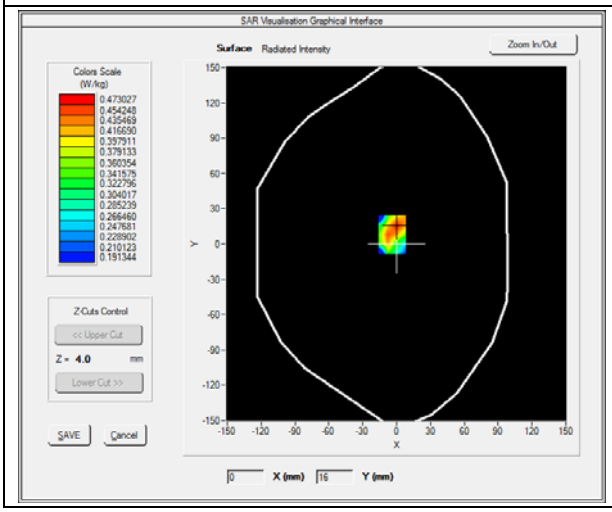	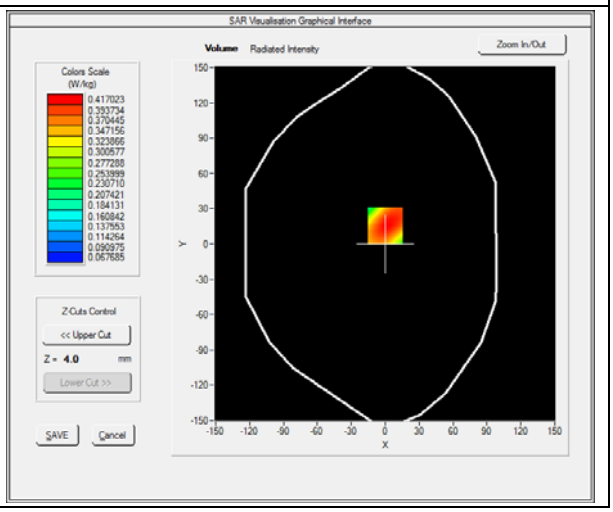

Maximum location: X=0.00, Y=16.00

SAR 10g (W/Kg)	**0.292160**
SAR 1g (W/Kg)	**0.432370**

Z (mm)	**0.00**	**4.00**	**9.00**	**14.00**	**19.00**
SAR (W/Kg)	**0.0000**	**0.4170**	**0.2887**	**0.2014**	**0.1425**

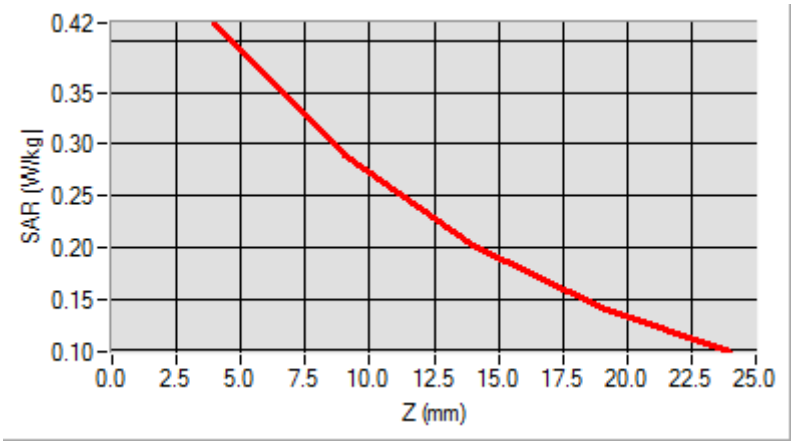

3D screen shot	**Hot spot position**
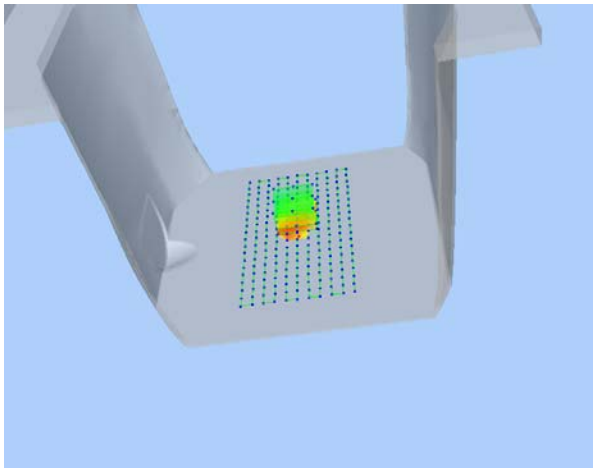	

MEASUREMENT 42

Type: Phone measurement (Complete)
Date of measurement: 06/03/2014
Measurement duration: 12 minutes 3 seconds
E-field Probe: SSE5 - SN 09/13 EP168; ConvF: 6.30; Calibrated: 03/21/2014

A. Experimental conditions

Area Scan	sam_direct_droit2_surf8mm.txt
Phantom	Flat Plane
Device Position	Front(Body with headset)
Band	WCDMA1900_RMC
Channels	Low
Signal	Duty Cycle: 1.00 (Crest factor: 1.00)

B. SAR Measurement Results

Frequency (MHz)	1852.400000
Relative Permittivity (real part)	51.361240
Conductivity (S/m)	1.510000
Power Variation (%)	0.752100
Ambient Temperature	21.1
Liquid Temperature	21.3

SURFACE SAR	VOLUME SAR
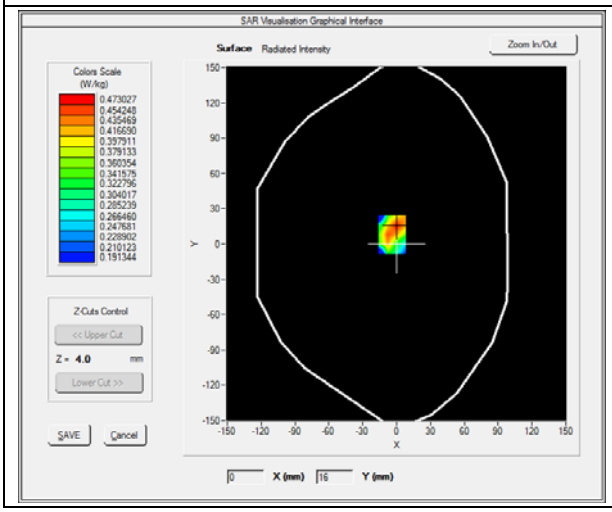	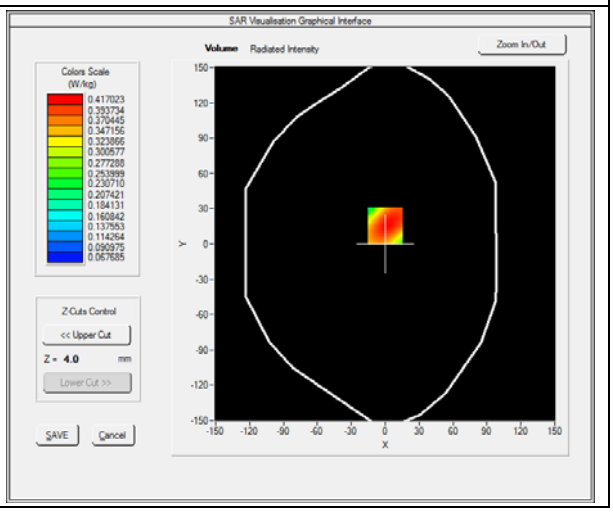

Maximum location: X=0.00, Y=16.00

SAR 10g (W/Kg)	**0.070756**
SAR 1g (W/Kg)	**0.092774**

Z (mm)	**0.00**	**4.00**	**9.00**	**14.00**	**19.00**
SAR (W/Kg)	**0.0000**	**0.0938**	**0.0746**	**0.0604**	**0.0499**

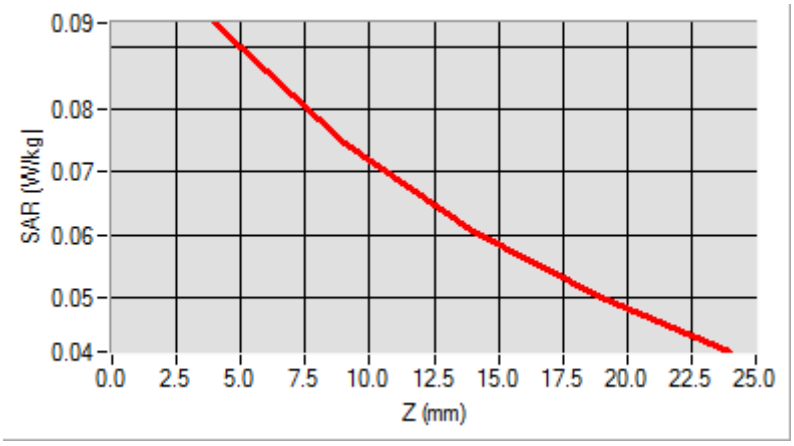

3D screen shot	**Hot spot position**
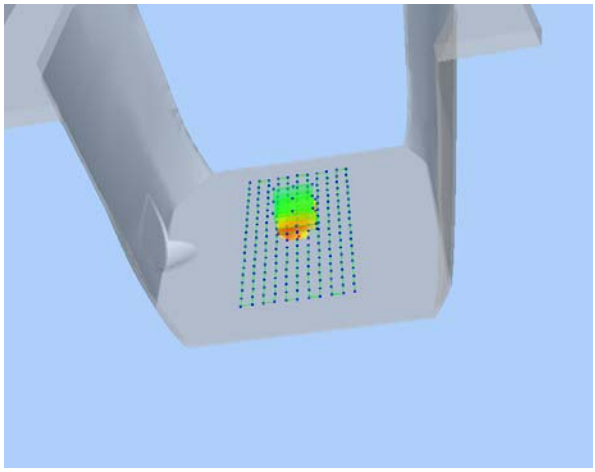	

MEASUREMENT 43

Type: Phone measurement (Complete)
Date of measurement: 06/03/2014
Measurement duration: 12 minutes 3 seconds
E-field Probe: SSE5 - SN 09/13 EP168; ConvF: 5.51; Calibrated: 2013/03/21

A. Experimental conditions

Area Scan	sam_direct_droit2_surf8mm.txt
Phantom	Right head
Device Position	Cheek
Band	WiFi_802.11b
Channels	High
Signal	Duty Cycle: 1.00 (Crest factor: 1.00)

B. SAR Measurement Results

Frequency (MHz)	2472.000000
Relative Permittivity (real part)	38.762140
Conductivity (S/m)	1.781240
Power Variation (%)	1.144120
Ambient Temperature	21.1
Liquid Temperature	21.2

SURFACE SAR	VOLUME SAR
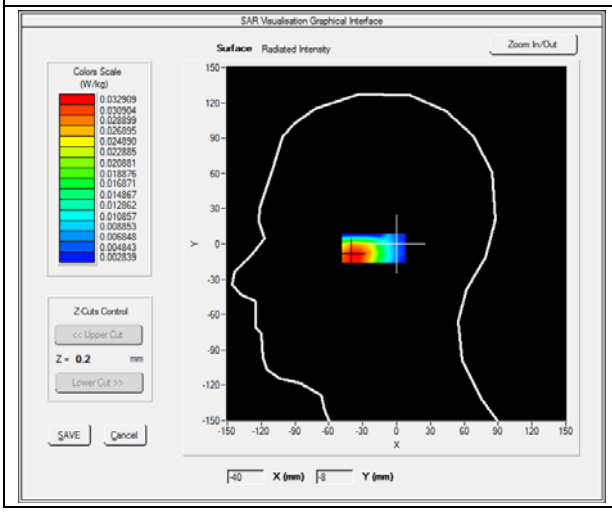	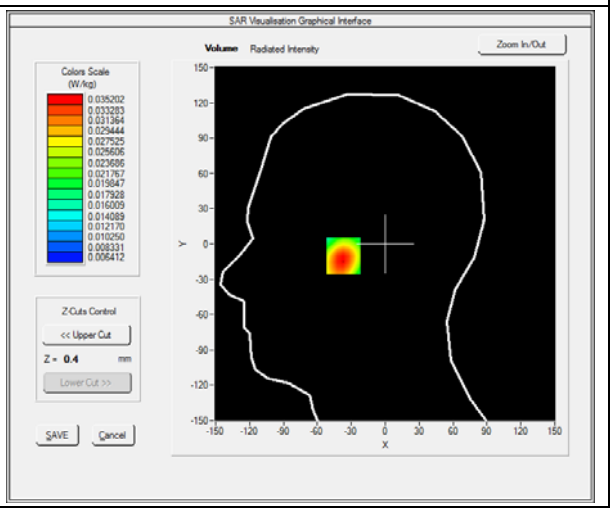

Maximum location: X=-37.00, Y=-10.00

SAR 10g (W/Kg)	**0.023521**
SAR 1g (W/Kg)	**0.033561**

Z (mm)	**0.00**	**4.00**	**9.00**	**14.00**	**19.00**
SAR (W/Kg)	**0.0000**	**0.0350**	**0.0267**	**0.0204**	**0.0156**

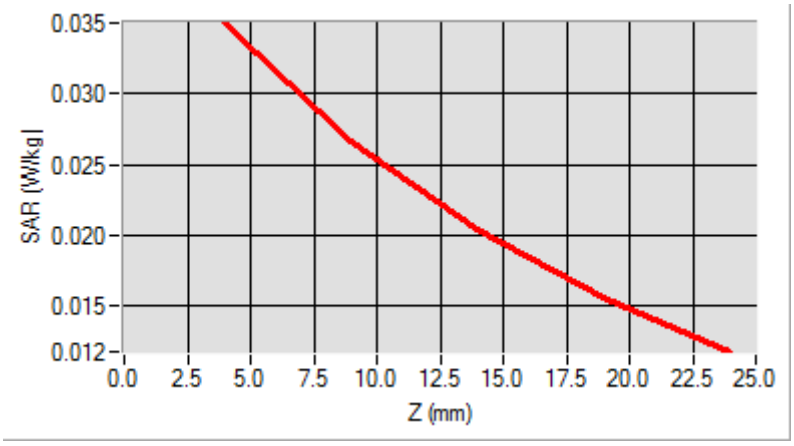

3D screen shot	**Hot spot position**
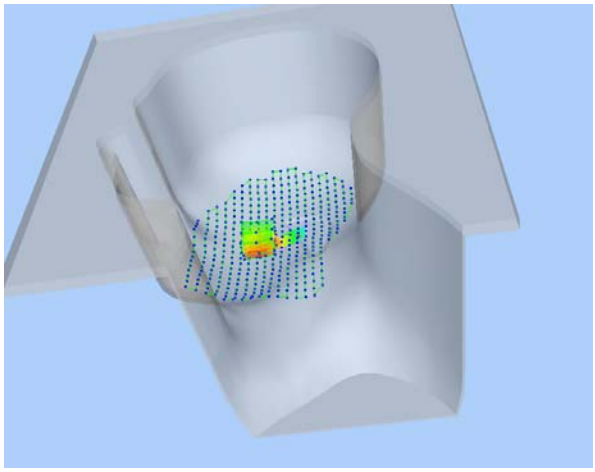	

MEASUREMENT 44

Type: Phone measurement (Complete)
Date of measurement: 06/03/2014
Measurement duration: 12 minutes 3 seconds
E-field Probe: SSE5 - SN 09/13 EP168; ConvF: 5.51; Calibrated: 2013/03/21

A. Experimental conditions

Area Scan	sam_direct_droit2_surf8mm.txt
Phantom	Right head
Device Position	Tilt
Band	WiFi_802.11b
Channels	High
Signal	Duty Cycle: 1.00 (Crest factor: 1.00)

B. SAR Measurement Results

Frequency (MHz)	2472.000000
Relative Permittivity (real part)	38.762140
Conductivity (S/m)	1.781240
Power Variation (%)	1.144120
Ambient Temperature	21.1
Liquid Temperature	21.2

SURFACE SAR	VOLUME SAR
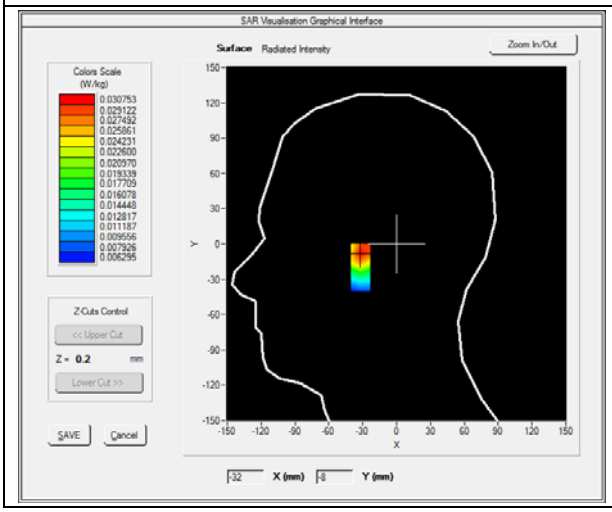	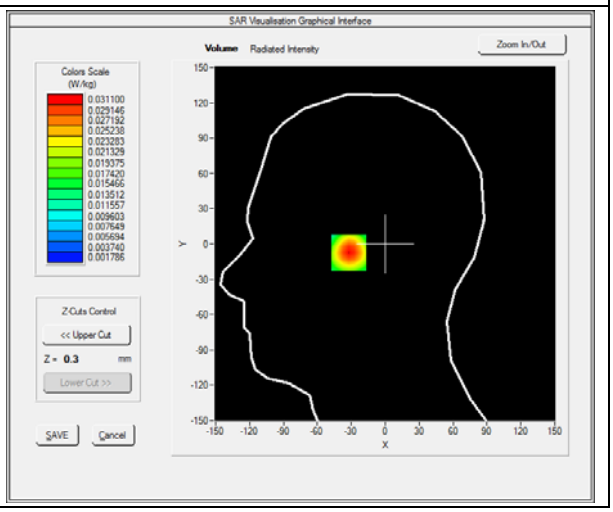

Maximum location: X=-31.00, Y=-7.00

SAR 10g (W/Kg)	**0.016004**
SAR 1g (W/Kg)	**0.028947**

Z (mm)	**0.00**	**4.00**	**9.00**	**14.00**	**19.00**
SAR (W/Kg)	**0.0000**	**0.0311**	**0.0174**	**0.0099**	**0.0060**

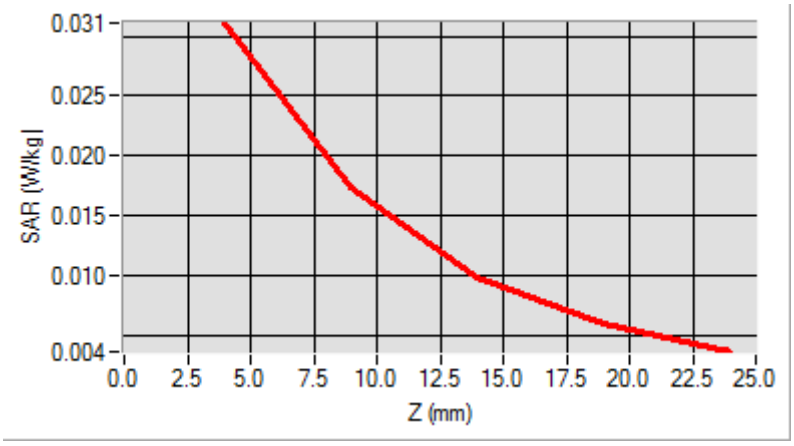

3D screen shot	**Hot spot position**
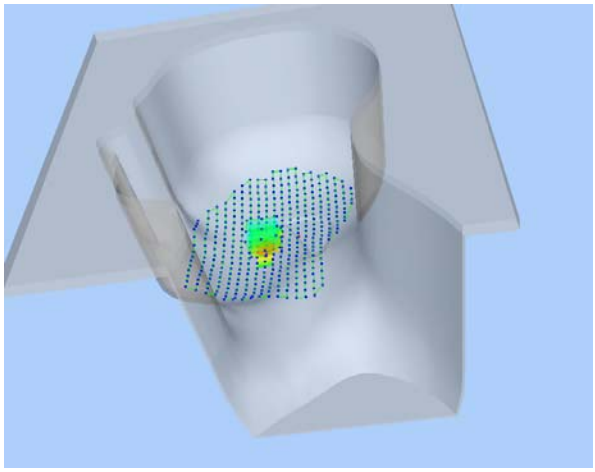	

MEASUREMENT 45

Type: Phone measurement (Complete)
Date of measurement: 06/03/2014
Measurement duration: 12 minutes 3 seconds
E-field Probe: SSE5 - SN 09/13 EP168; ConvF: 5.51; Calibrated: 2013/03/21

A. Experimental conditions

Area Scan	sam_direct_droit2_surf8mm.txt
Phantom	Left head
Device Position	Cheek
Band	WiFi_802.11b
Channels	High
Signal	Duty Cycle: 1.00 (Crest factor: 1.00)

B. SAR Measurement Results

Frequency (MHz)	2472.000000
Relative Permittivity (real part)	38.762140
Conductivity (S/m)	1.781240
Power Variation (%)	1.144120
Ambient Temperature	21.1
Liquid Temperature	21.2

SURFACE SAR	VOLUME SAR
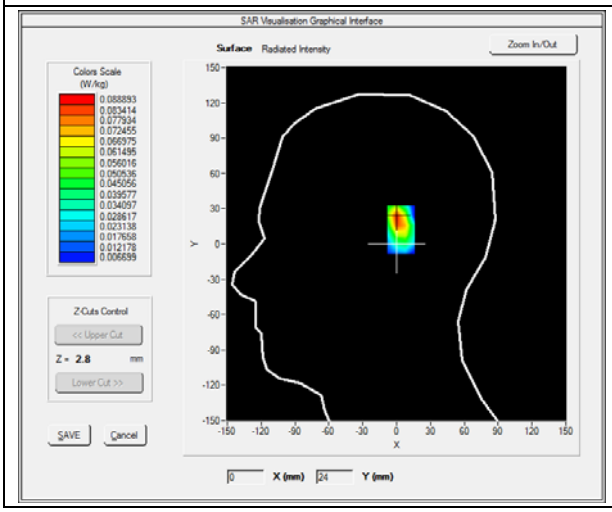	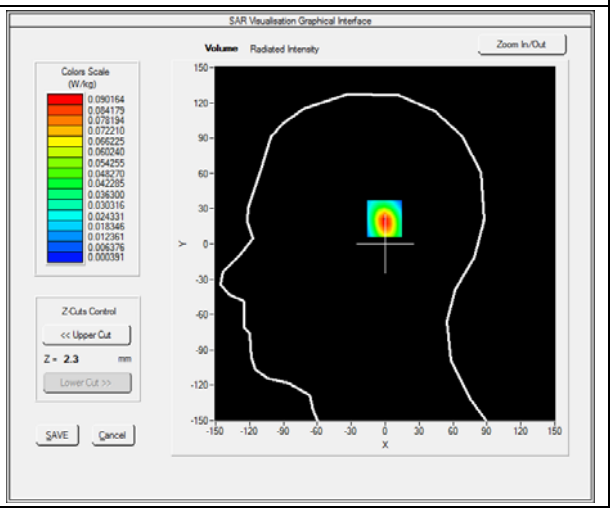

Maximum location: X=1.00, Y=22.00

SAR 10g (W/Kg)	**0.060204**
SAR 1g (W/Kg)	**0.073029**

Z (mm)	**0.00**	**4.00**	**9.00**	**14.00**	**19.00**
SAR (W/Kg)	**0.0000**	**0.0973**	**0.0670**	**0.0479**	**0.0361**

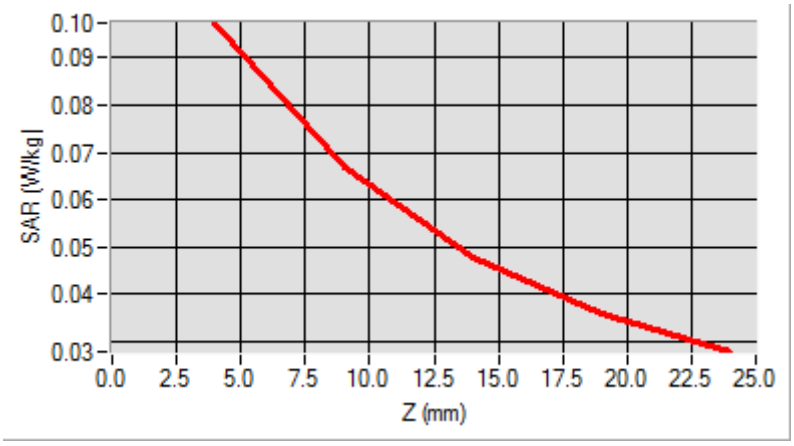

3D screen shot	**Hot spot position**
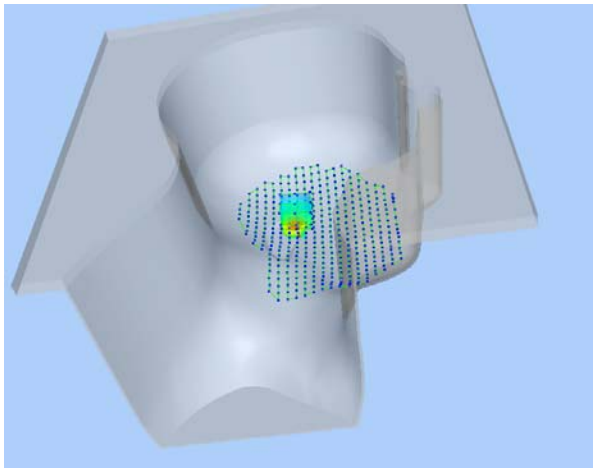	

MEASUREMENT 46

Type: Phone measurement (Complete)
Date of measurement: 06/03/2014
Measurement duration: 12 minutes 3 seconds
E-field Probe: SSE5 - SN 09/13 EP168; ConvF: 5.51; Calibrated: 2013/03/21

A. Experimental conditions

Area Scan	sam_direct_droit2_surf8mm.txt
Phantom	Left head
Device Position	Tilt
Band	WiFi_802.11b
Channels	High
Signal	Duty Cycle: 1.00 (Crest factor: 1.00)

B. SAR Measurement Results

Frequency (MHz)	2472.000000
Relative Permittivity (real part)	38.762140
Conductivity (S/m)	1.781240
Power Variation (%)	1.144120
Ambient Temperature	21.1
Liquid Temperature	21.2

SURFACE SAR	VOLUME SAR
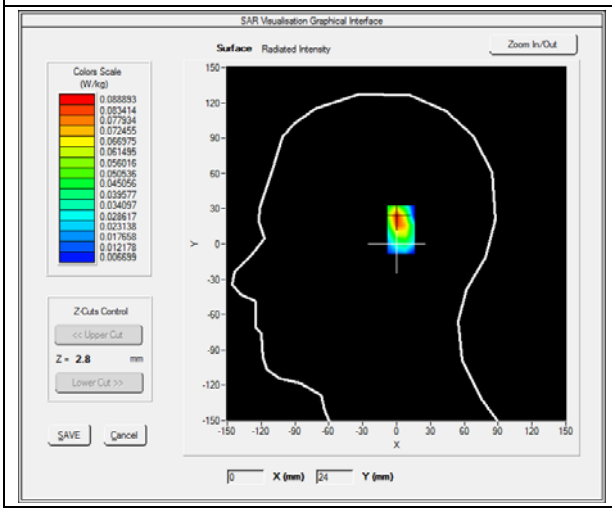	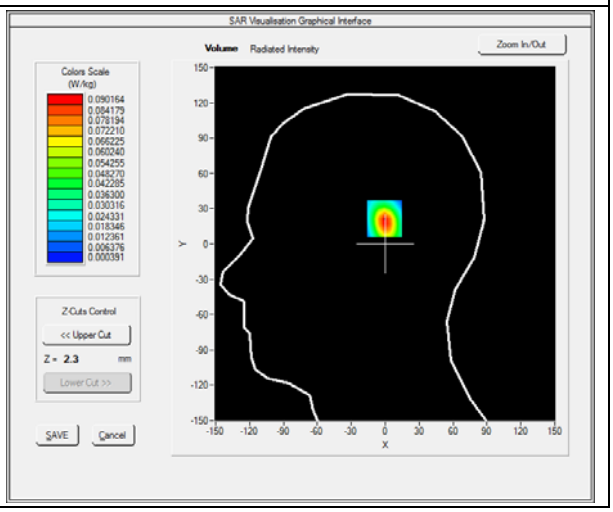

Maximum location: X=1.00, Y=22.00

SAR 10g (W/Kg)	**0.031254**
SAR 1g (W/Kg)	**0.072710**

Z (mm)	**0.00**	**4.00**	**9.00**	**14.00**	**19.00**
SAR (W/Kg)	**0.0000**	**0.0901**	**0.0414**	**0.0186**	**0.0100**

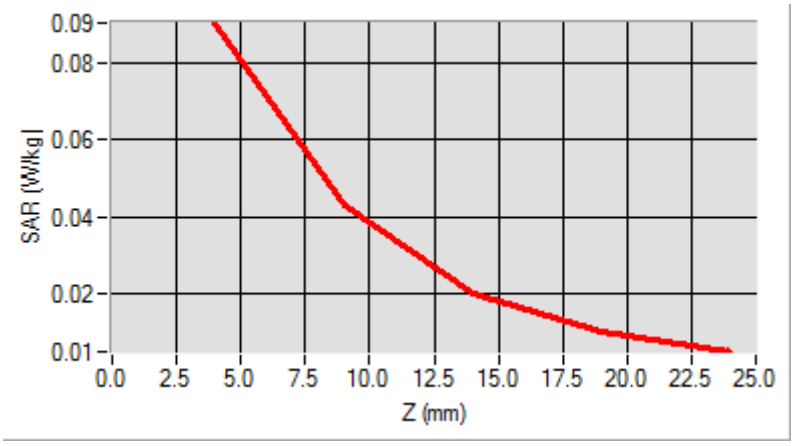

3D screen shot	**Hot spot position**
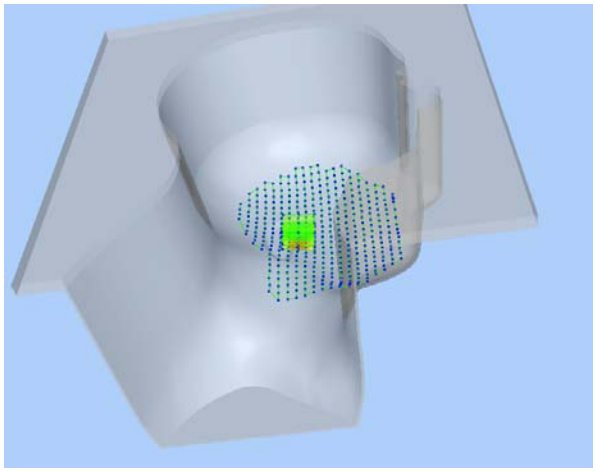	

MEASUREMENT 47

Type: Phone measurement (Complete)
Date of measurement: 06/03/2014
Measurement duration: 12 minutes 3 seconds
E-field Probe: SSE5 - SN 09/13 EP168; ConvF: 5.70; Calibrated: 03/21/2014

A. Experimental conditions

Area Scan	sam_direct_droit2_surf8mm.txt
Phantom	Flat Plane
Device Position	Back
Band	WiFi_802.11b
Channels	High
Signal	Duty Cycle: 1.00 (Crest factor: 1.00)

B. SAR Measurement Results

Frequency (MHz)	2472.000000
Relative Permittivity (real part)	51.082401
Conductivity (S/m)	1.910245
Power Variation (%)	0.542660
Ambient Temperature	21.1
Liquid Temperature	21.2

SURFACE SAR	VOLUME SAR
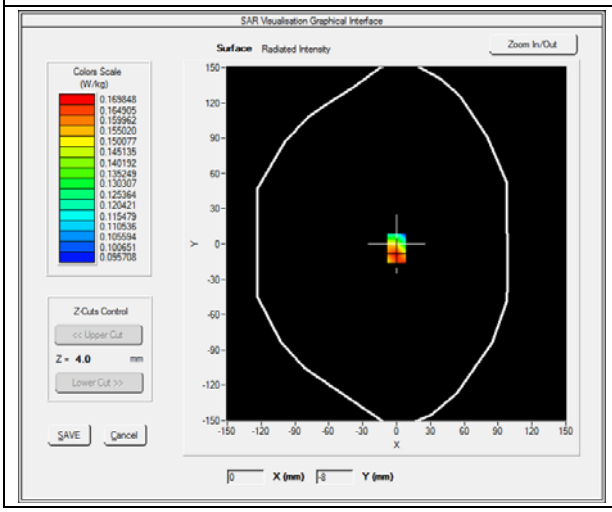	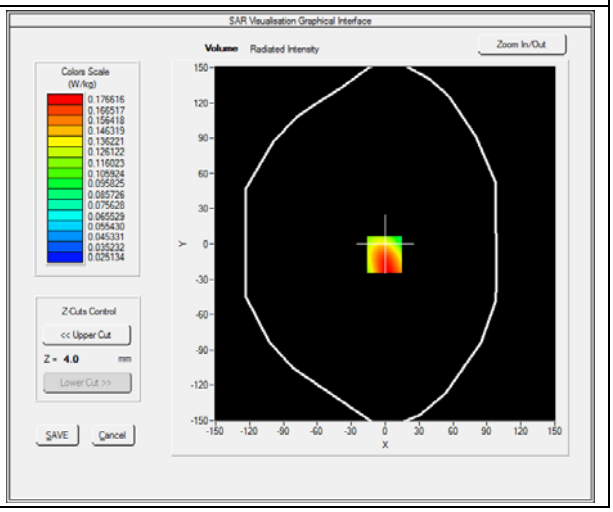

Maximum location: X=-1.00, Y=-9.00

SAR 10g (W/Kg)	**0.055752**
SAR 1g (W/Kg)	**0.080556**

Z (mm)	**0.00**	**4.00**	**9.00**	**14.00**	**19.00**
SAR (W/Kg)	**0.0000**	**0.1249**	**0.0926**	**0.0661**	**0.0448**

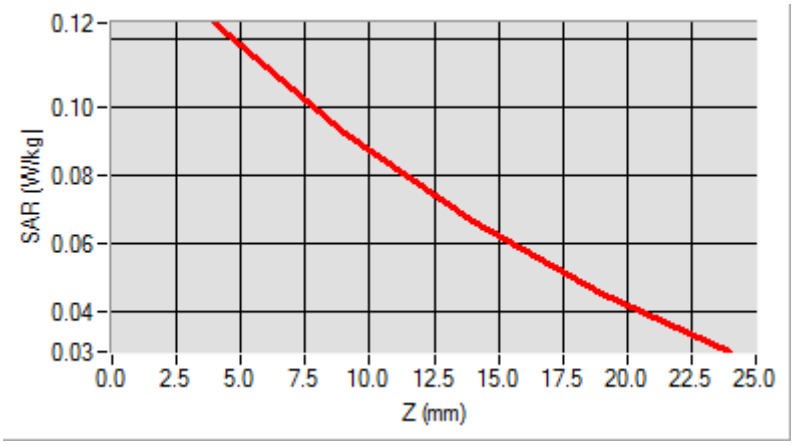

3D screen shot	**Hot spot position**
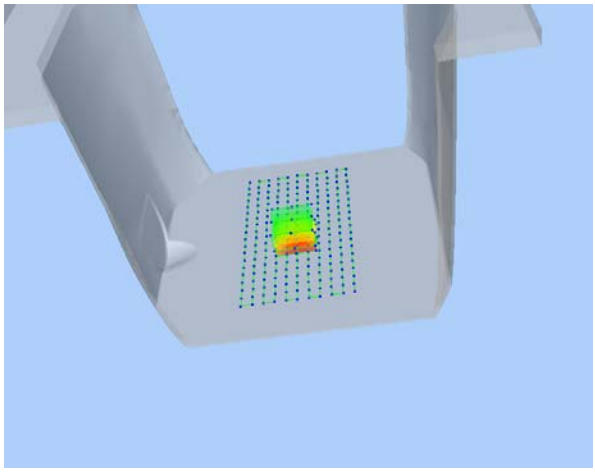	

MEASUREMENT 48

Type: Phone measurement (Complete)
Date of measurement: 06/03/2014
Measurement duration: 12 minutes 3 seconds
E-field Probe: SSE5 - SN 09/13 EP168; ConvF: 5.70; Calibrated: 03/21/2014

A. Experimental conditions

Area Scan	sam_direct_droit2_surf8mm.txt
Phantom	Flat Plane
Device Position	Top Side
Band	WiFi_802.11b
Channels	High
Signal	Duty Cycle: 1.00 (Crest factor: 1.00)

B. SAR Measurement Results

Frequency (MHz)	2472.000000
Relative Permittivity (real part)	51.082401
Conductivity (S/m)	1.910245
Power Variation (%)	0.542660
Ambient Temperature	21.1
Liquid Temperature	21.2

SURFACE SAR	VOLUME SAR
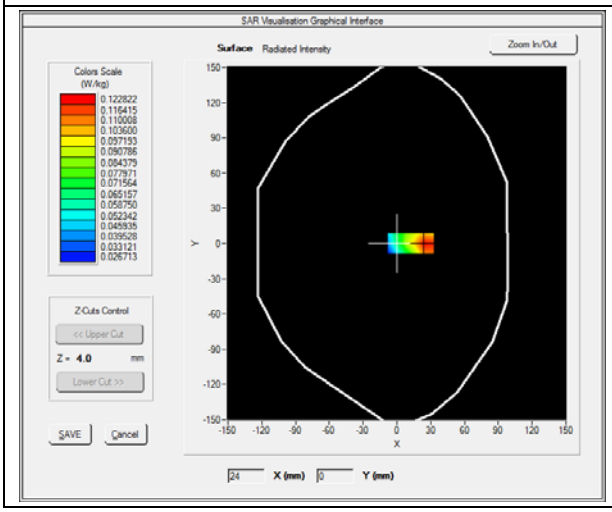	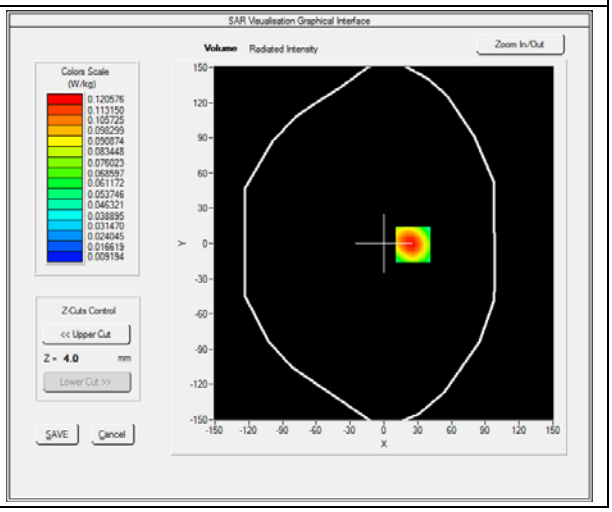

Maximum location: X=-56.00, Y=-32.00

SAR 10g (W/Kg)	**0.056982**
SAR 1g (W/Kg)	**0.071255**

Z (mm)	**0.00**	**4.00**	**9.00**	**14.00**	**19.00**
SAR (W/Kg)	**0.0000**	**0.1224**	**0.0962**	**0.0697**	**0.0502**

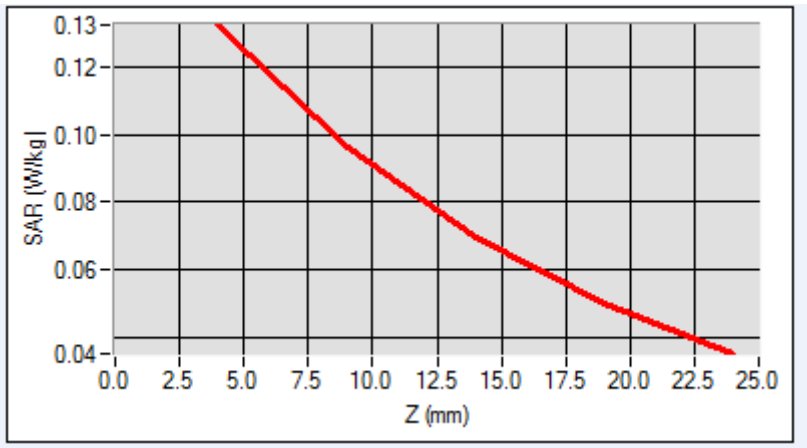

3D screen shot	**Hot spot position**
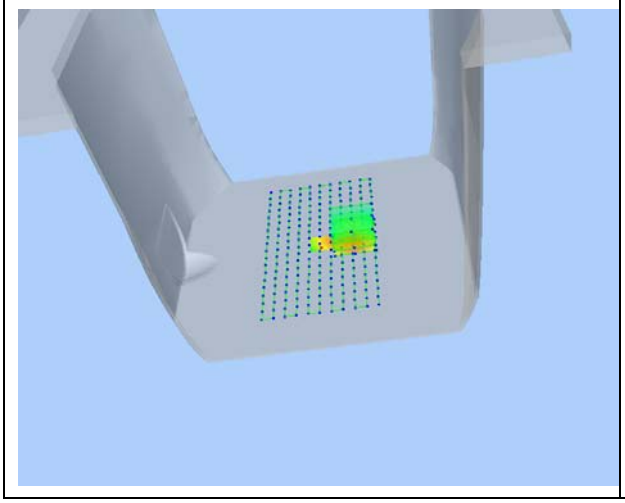	

MEASUREMENT 49

Type: Phone measurement (Complete)
Date of measurement: 06/03/2014
Measurement duration: 12 minutes 3 seconds
E-field Probe: SSE5 - SN 09/13 EP168; ConvF: 5.70; Calibrated: 03/21/2014

A. Experimental conditions

Area Scan	sam_direct_droit2_surf8mm.txt
Phantom	Flat Plane
Device Position	Right Side
Band	WiFi_802.11b
Channels	High
Signal	Duty Cycle: 1.00 (Crest factor: 1.00)

B. SAR Measurement Results

Frequency (MHz)	2472.000000
Relative Permittivity (real part)	51.082401
Conductivity (S/m)	1.910245
Power Variation (%)	0.542660
Ambient Temperature	21.1
Liquid Temperature	21.2

SURFACE SAR	VOLUME SAR
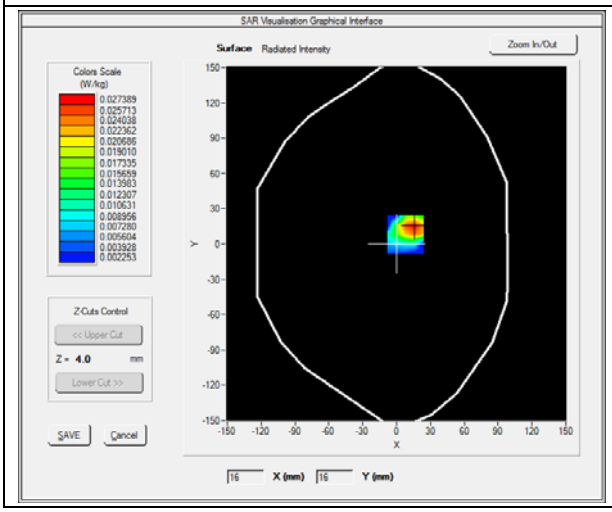	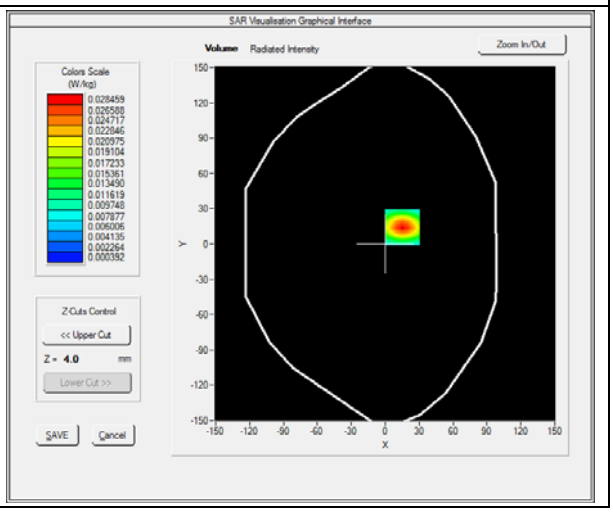

Maximum location: X=15.00, Y=14.00

SAR 10g (W/Kg)	**0.013582**
SAR 1g (W/Kg)	**0.021280**

Z (mm)	**0.00**	**4.00**	**9.00**	**14.00**	**19.00**
SAR (W/Kg)	**0.0000**	**0.0224**	**0.0149**	**0.0100**	**0.0067**

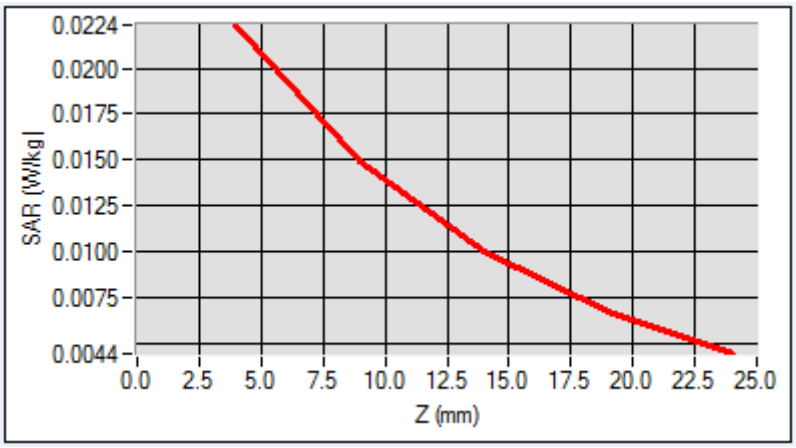

3D screen shot	**Hot spot position**
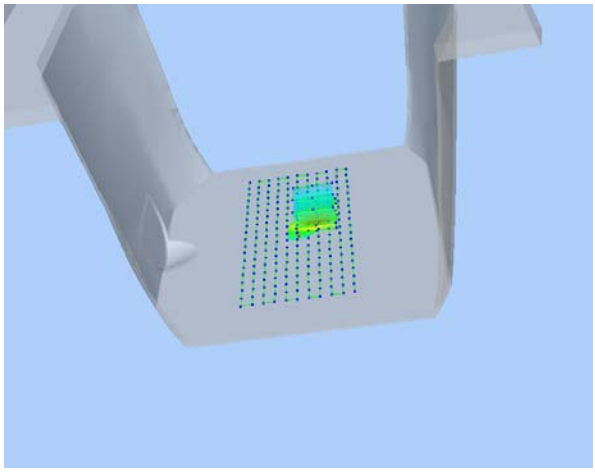	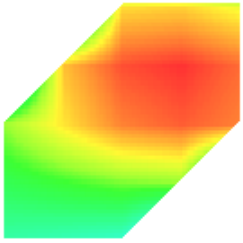

MEASUREMENT 50

Type: Phone measurement (Complete)
Date of measurement: 06/03/2014
Measurement duration: 12 minutes 3 seconds
E-field Probe: SSE5 - SN 09/13 EP168; ConvF: 5.70; Calibrated: 03/21/2014

A. Experimental conditions

Area Scan	sam_direct_droit2_surf8mm.txt
Phantom	Flat Plane
Device Position	Left Side
Band	WiFi_802.11b
Channels	High
Signal	Duty Cycle: 1.00 (Crest factor: 1.00)

B. SAR Measurement Results

Frequency (MHz)	2472.000000
Relative Permittivity (real part)	51.082401
Conductivity (S/m)	1.910245
Power Variation (%)	0.542660
Ambient Temperature	21.1
Liquid Temperature	21.2

SURFACE SAR	VOLUME SAR
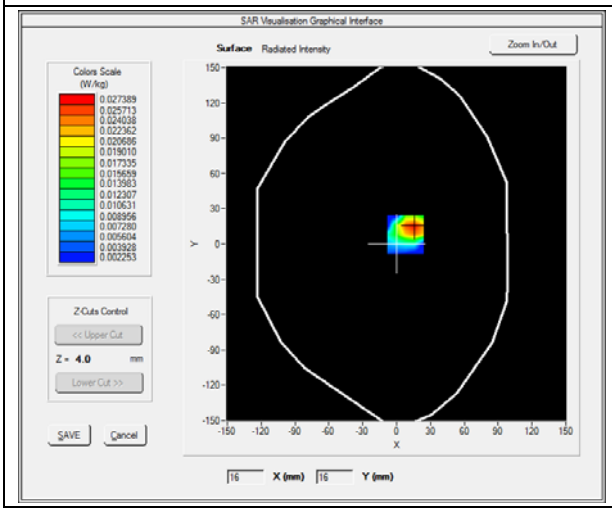	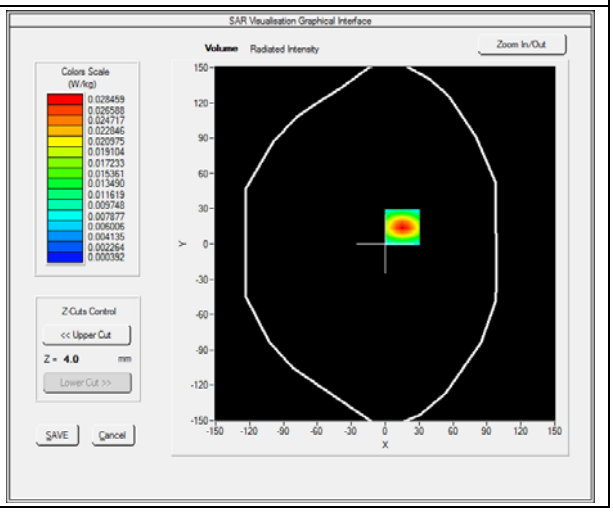

Maximum location: X=15.00, Y=14.00

SAR 10g (W/Kg)	**0.011245**
SAR 1g (W/Kg)	**0.017106**

Z (mm)	**0.00**	**4.00**	**9.00**	**14.00**	**19.00**
SAR (W/Kg)	**0.0000**	**0.0181**	**0.0130**	**0.0092**	**0.0062**

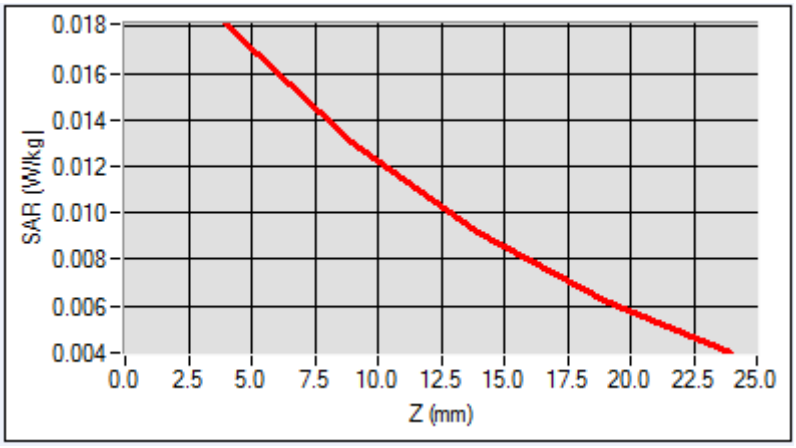

3D screen shot	**Hot spot position**
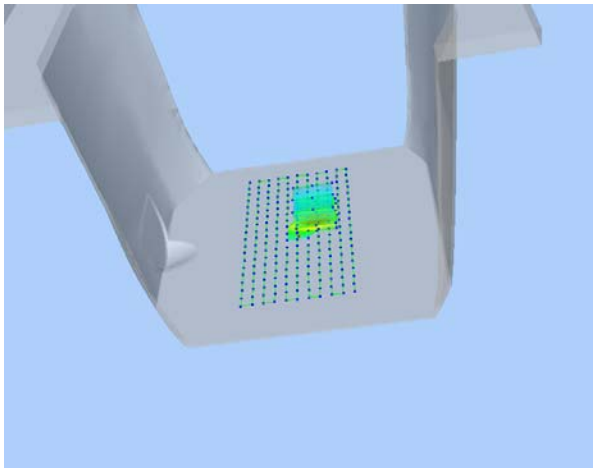	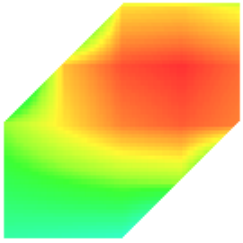

MEASUREMENT 51

Type: Phone measurement (Complete)
Date of measurement: 06/03/2014
Measurement duration: 12 minutes 3 seconds
E-field Probe: SSE5 - SN 09/13 EP168; ConvF: 5.70; Calibrated: 03/21/2014

A. Experimental conditions

Area Scan	sam_direct_droit2_surf8mm.txt
Phantom	Flat Plane
Device Position	Back(Body with headset)
Band	WiFi_802.11b
Channels	High
Signal	Duty Cycle: 1.00 (Crest factor: 1.00)

B. SAR Measurement Results

Frequency (MHz)	2472.000000
Relative Permittivity (real part)	51.082401
Conductivity (S/m)	1.910245
Power Variation (%)	0.542660
Ambient Temperature	21.1
Liquid Temperature	21.2

SURFACE SAR	VOLUME SAR
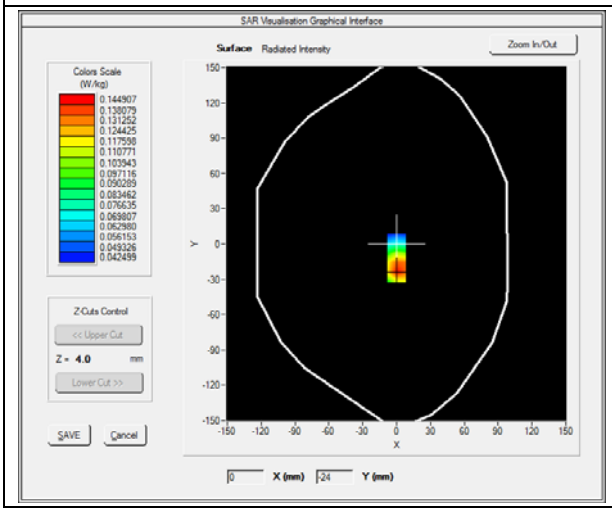	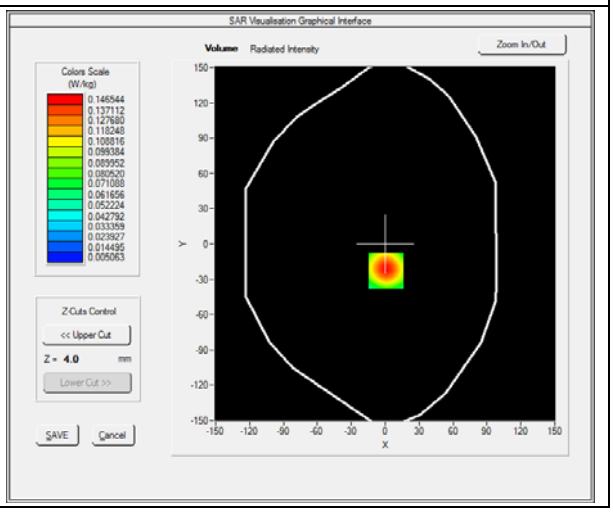

Maximum location: X=1.00, Y=-23.00

SAR 10g (W/Kg)	**0.082928**
SAR 1g (W/Kg)	**0.118113**

Z (mm)	**0.00**	**4.00**	**9.00**	**14.00**	**19.00**
SAR (W/Kg)	**0.0000**	**0.1232**	**0.0865**	**0.0631**	**0.0485**

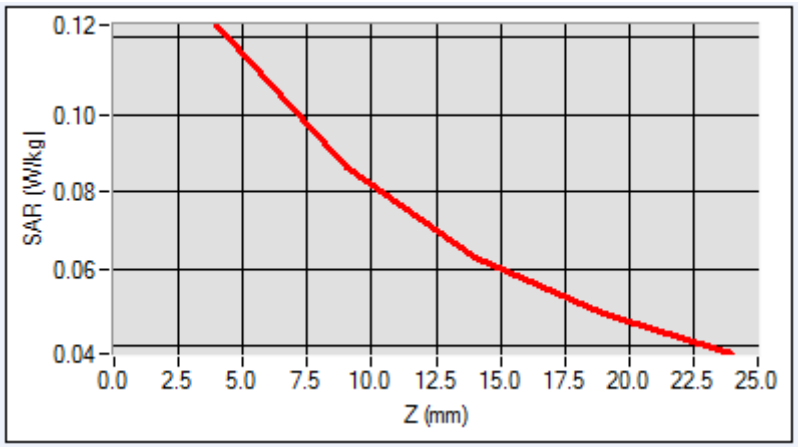

3D screen shot	**Hot spot position**
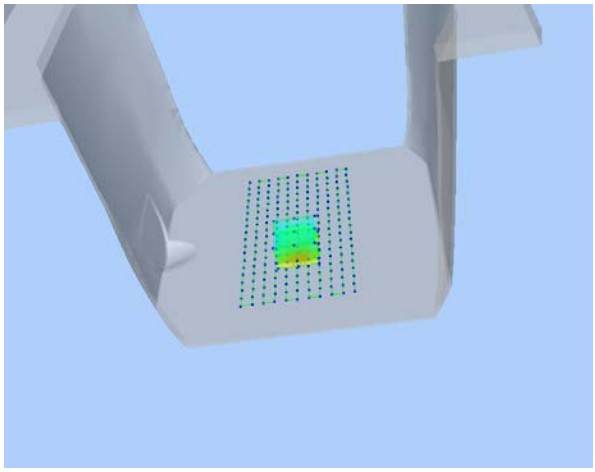	

MEASUREMENT 52

Type: Phone measurement (Complete)
Date of measurement: 06/03/2014
Measurement duration: 12 minutes 3 seconds
E-field Probe: SSE5 - SN 09/13 EP168; ConvF: 5.70; Calibrated: 03/21/2014

A. Experimental conditions

Area Scan	sam_direct_droit2_surf8mm.txt
Phantom	Flat Plane
Device Position	Front(Body with headset)
Band	WiFi_802.11b
Channels	High
Signal	Duty Cycle: 1.00 (Crest factor: 1.00)

B. SAR Measurement Results

Frequency (MHz)	2472.000000
Relative Permittivity (real part)	51.082401
Conductivity (S/m)	1.910245
Power Variation (%)	0.542660
Ambient Temperature	21.1
Liquid Temperature	21.2

SURFACE SAR	VOLUME SAR
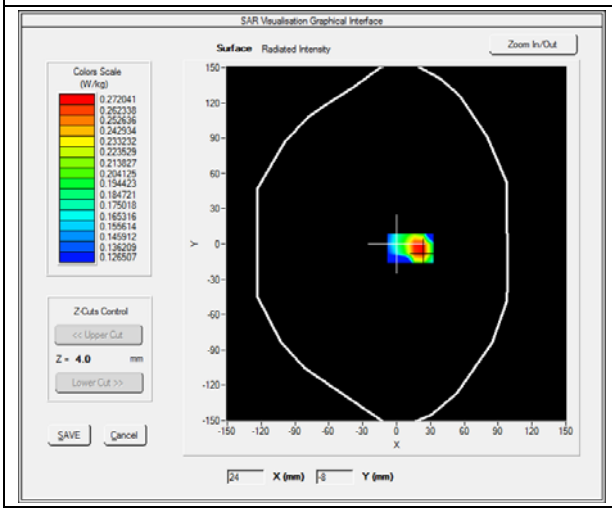	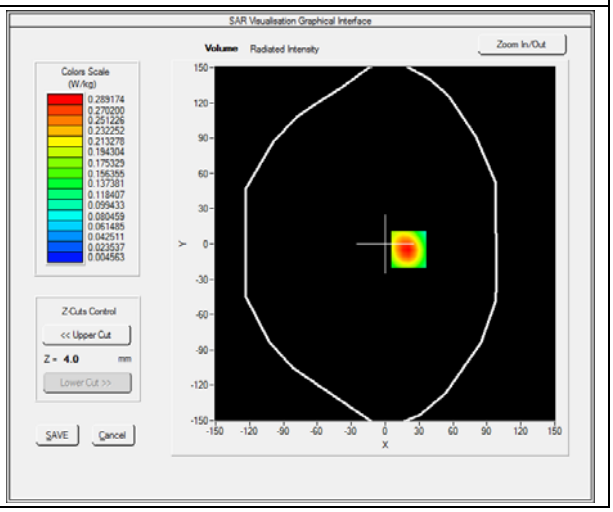

Maximum location: X=15.00, Y=14.00

SAR 10g (W/Kg)	**0.034888**
SAR 1g (W/Kg)	**0.060548**

Z (mm)	**0.00**	**4.00**	**9.00**	**14.00**	**19.00**
SAR (W/Kg)	**0.0000**	**0.0712**	**0.0473**	**0.0312**	**0.0196**

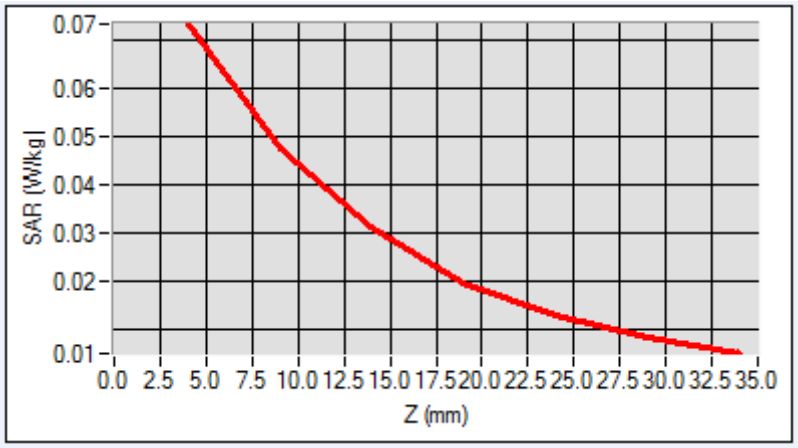

3D screen shot	**Hot spot position**
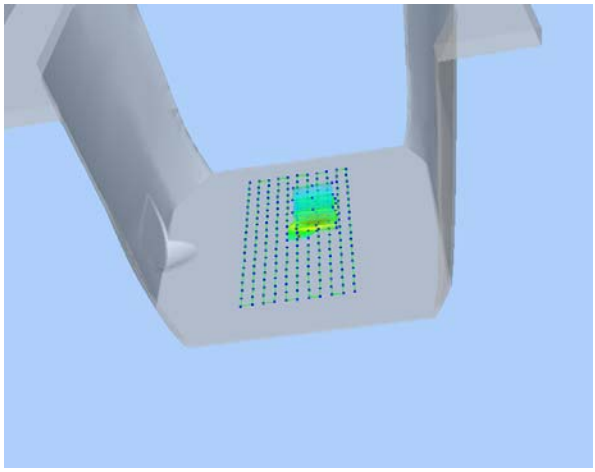	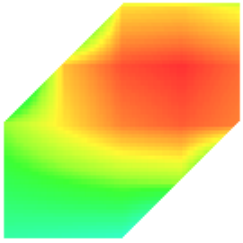

MEASUREMENT 53

Type: Phone measurement (Complete)
Date of measurement: 06/03/2014
Measurement duration: 12 minutes 3 seconds
E-field Probe: SSE5 - SN 09/13 EP168; ConvF: 5.51; Calibrated: 2013/03/21

A. Experimental conditions

Area Scan	sam_direct_droit2_surf8mm.txt
Phantom	Right head
Device Position	Cheek
Band	WiFi_802.11n-HT20
Channels	High
Signal	Duty Cycle: 1.00 (Crest factor: 1.00)

B. SAR Measurement Results

Frequency (MHz)	2472.000000
Relative Permittivity (real part)	38.762140
Conductivity (S/m)	1.781240
Power Variation (%)	1.144120
Ambient Temperature	21.1
Liquid Temperature	21.2

3D screen shot	Hot spot position
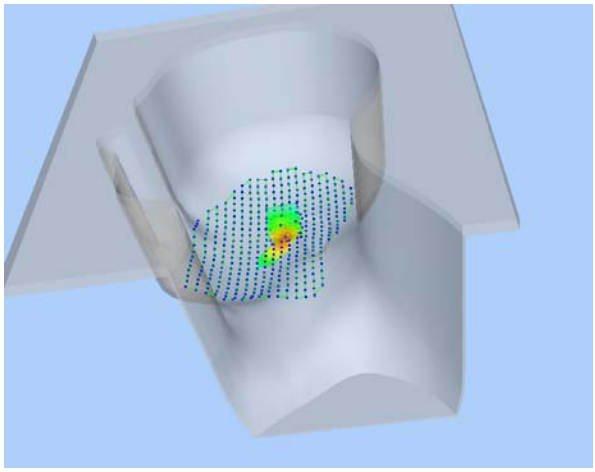	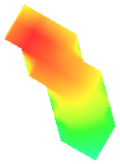

Maximum location: X=1.00, Y=17.00

SAR 10g (W/Kg)	**0.008954**
SAR 1g (W/Kg)	**0.018600**

Z (mm)	**0.00**	**4.00**	**9.00**	**14.00**	**19.00**
SAR (W/Kg)	**0.0000**	**0.0204**	**0.0100**	**0.0048**	**0.0023**

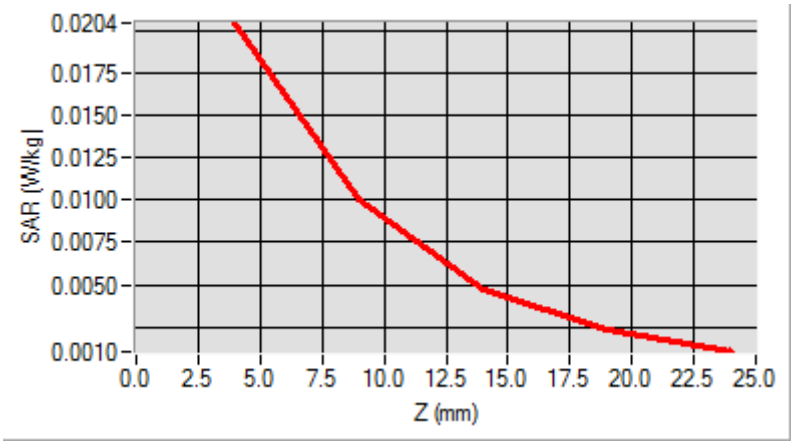

3D screen shot	**Hot spot position**
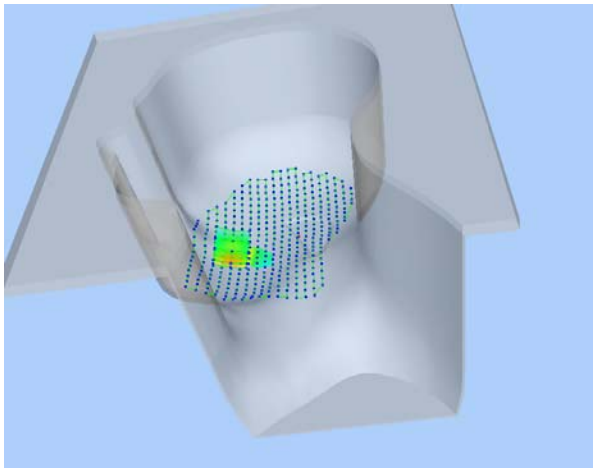	

MEASUREMENT 54

Type: Phone measurement (Complete)
Date of measurement: 06/03/2014
Measurement duration: 12 minutes 3 seconds
E-field Probe: SSE5 - SN 09/13 EP168; ConvF: 5.51; Calibrated: 2013/03/21

A. Experimental conditions

Area Scan	sam_direct_droit2_surf8mm.txt
Phantom	Right head
Device Position	Tilt
Band	WiFi_802.11n-HT20
Channels	High
Signal	Duty Cycle: 1.00 (Crest factor: 1.00)

B. SAR Measurement Results

Frequency (MHz)	2472.000000
Relative Permittivity (real part)	38.762140
Conductivity (S/m)	1.781240
Power Variation (%)	1.144120
Ambient Temperature	21.1
Liquid Temperature	21.2

SURFACE SAR	VOLUME SAR
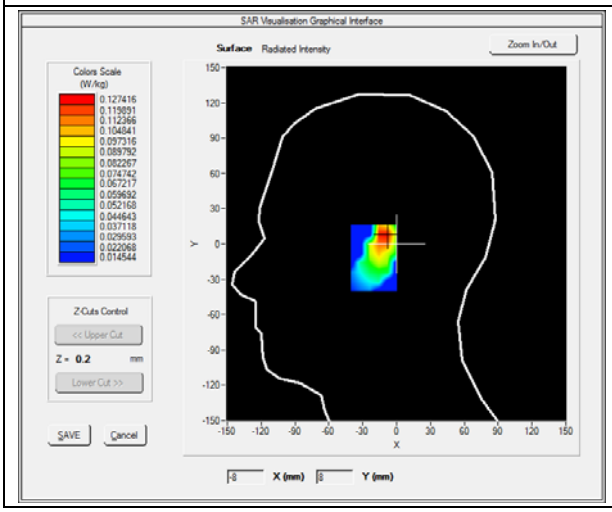	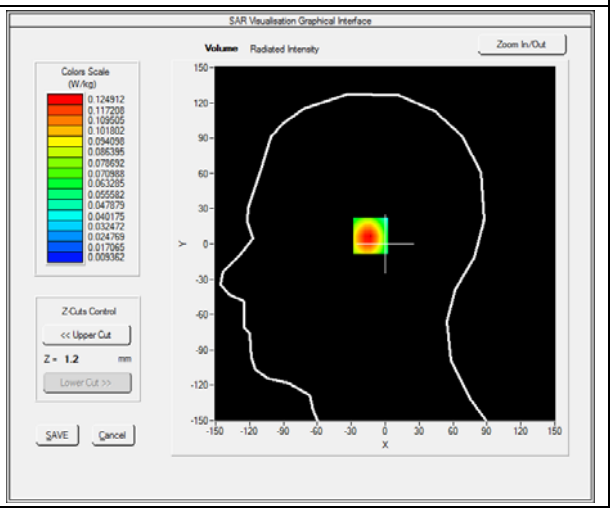

Maximum location: X=15.00, Y=14.00

SAR 10g (W/Kg)	**0.012440**
SAR 1g (W/Kg)	**0.025811**

Z (mm)	**0.00**	**4.00**	**9.00**	**14.00**	**19.00**
SAR (W/Kg)	**0.0000**	**0.0285**	**0.0141**	**0.0068**	**0.0033**

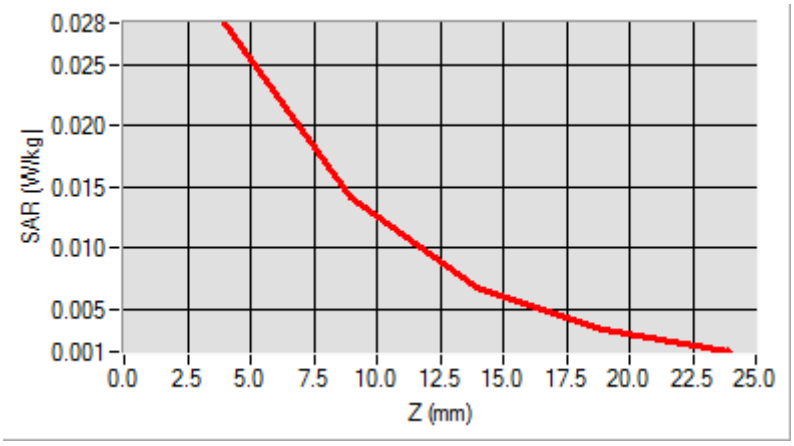

3D screen shot	**Hot spot position**
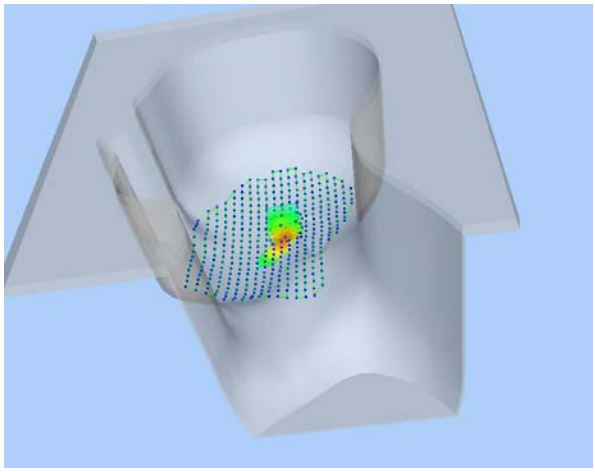	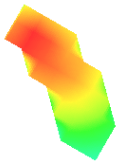

MEASUREMENT 55

Type: Phone measurement (Complete)
Date of measurement: 06/03/2014
Measurement duration: 12 minutes 3 seconds
E-field Probe: SSE5 - SN 09/13 EP168; ConvF: 5.51; Calibrated: 2013/03/21

A. Experimental conditions

Area Scan	sam_direct_droit2_surf8mm.txt
Phantom	Left head
Device Position	Cheek
Band	WiFi_802.11n-HT20
Channels	High
Signal	Duty Cycle: 1.00 (Crest factor: 1.00)

B. SAR Measurement Results

Frequency (MHz)	2472.000000
Relative Permittivity (real part)	38.762140
Conductivity (S/m)	1.781240
Power Variation (%)	1.144120
Ambient Temperature	21.1
Liquid Temperature	21.2

SURFACE SAR	VOLUME SAR
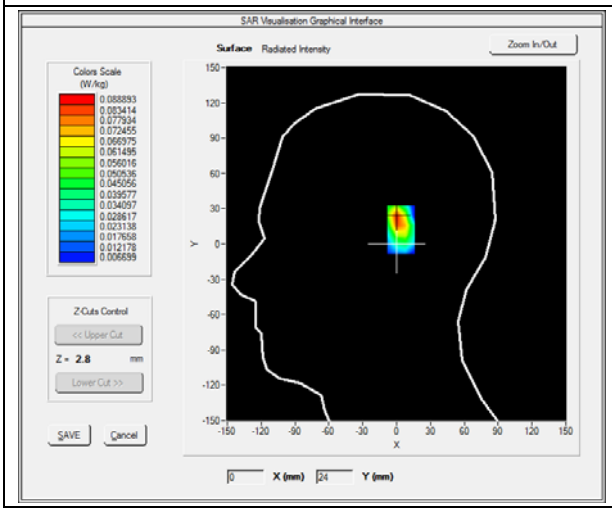	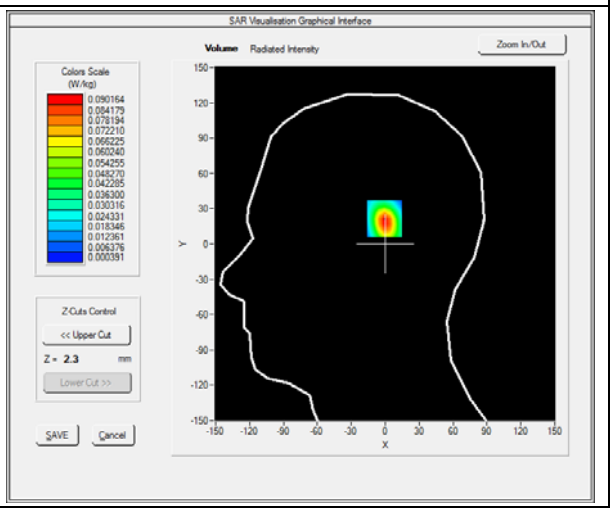

Maximum location: X=1.00, Y=22.00

SAR 10g (W/Kg)	**0.037486**
SAR 1g (W/Kg)	**0.081975**

Z (mm)	**0.00**	**4.00**	**9.00**	**14.00**	**19.00**
SAR (W/Kg)	**0.0000**	**0.0902**	**0.0430**	**0.0202**	**0.0101**

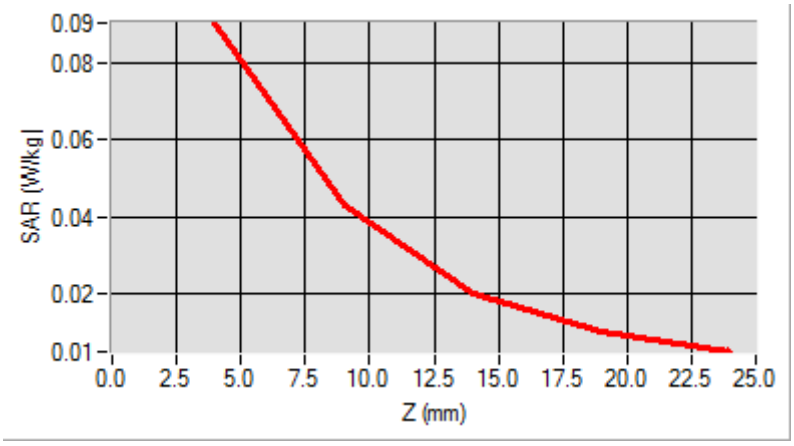

3D screen shot	**Hot spot position**
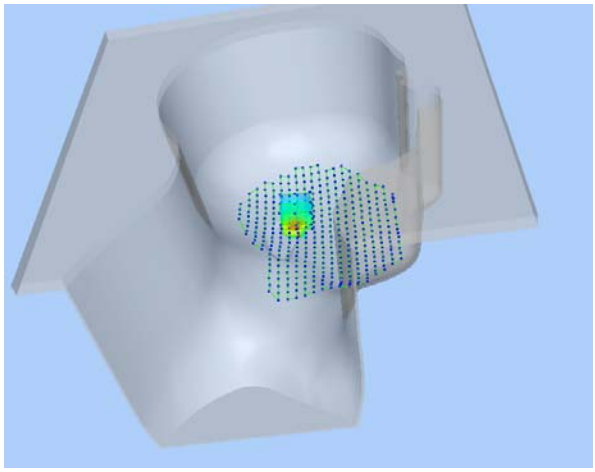	

MEASUREMENT 56

Type: Phone measurement (Complete)
Date of measurement: 06/03/2014
Measurement duration: 12 minutes 3 seconds
E-field Probe: SSE5 - SN 09/13 EP168; ConvF: 5.51; Calibrated: 2013/03/21

A. Experimental conditions

Area Scan	sam_direct_droit2_surf8mm.txt
Phantom	Left head
Device Position	Tilt
Band	WiFi_802.11n-HT20
Channels	High
Signal	Duty Cycle: 1.00 (Crest factor: 1.00)

B. SAR Measurement Results

Frequency (MHz)	2472.000000
Relative Permittivity (real part)	38.762140
Conductivity (S/m)	1.781240
Power Variation (%)	1.144120
Ambient Temperature	21.1
Liquid Temperature	21.2

SURFACE SAR	VOLUME SAR
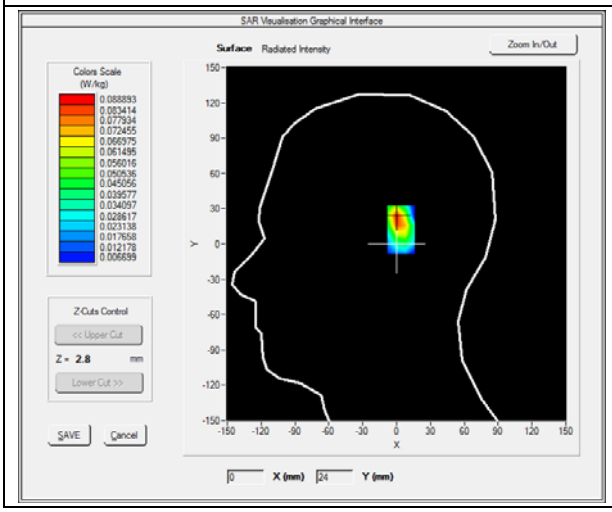	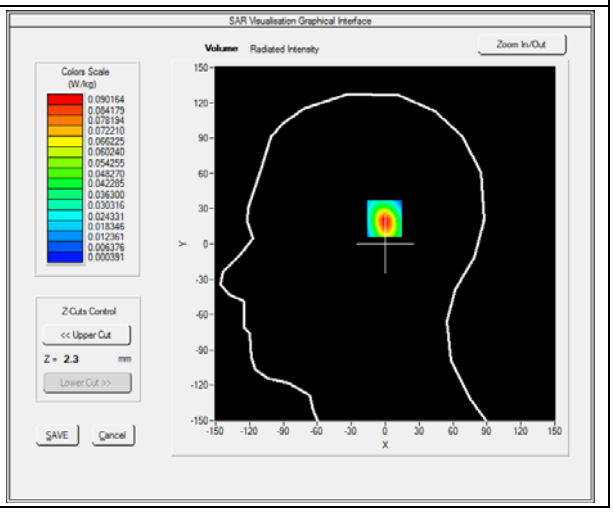

Maximum location: X=1.00, Y=22.00

SAR 10g (W/Kg)	**0.034282**
SAR 1g (W/Kg)	**0.074120**

Z (mm)	**0.00**	**4.00**	**9.00**	**14.00**	**19.00**
SAR (W/Kg)	**0.0000**	**0.0912**	**0.0452**	**0.0200**	**0.0100**

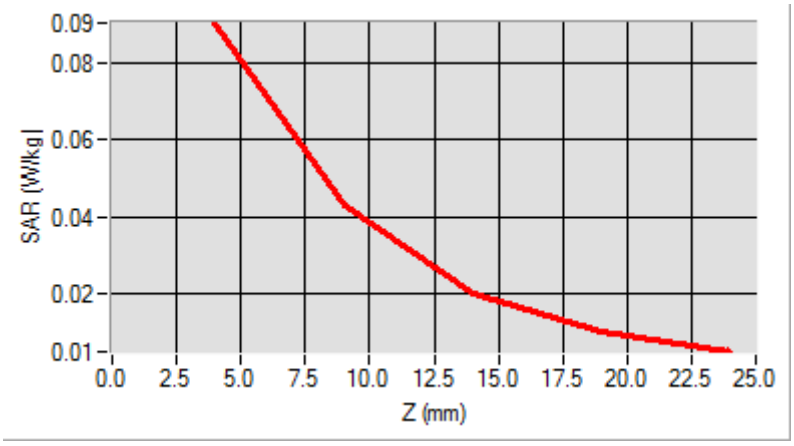

3D screen shot	**Hot spot position**
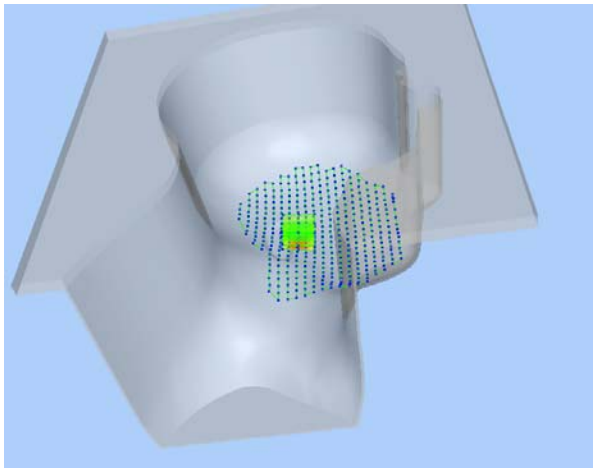	

MEASUREMENT 57

Type: Phone measurement (Complete)
Date of measurement: 06/03/2014
Measurement duration: 12 minutes 3 seconds
E-field Probe: SSE5 - SN 09/13 EP168; ConvF: 5.70; Calibrated: 03/21/2014

A. Experimental conditions

Area Scan	sam_direct_droit2_surf8mm.txt
Phantom	Flat Plane
Device Position	Back
Band	WiFi_802.11n-HT20
Channels	High
Signal	Duty Cycle: 1.00 (Crest factor: 1.00)

B. SAR Measurement Results

Frequency (MHz)	2472.000000
Relative Permittivity (real part)	51.082401
Conductivity (S/m)	1.910245
Power Variation (%)	0.542660
Ambient Temperature	21.1
Liquid Temperature	21.2

SURFACE SAR	VOLUME SAR
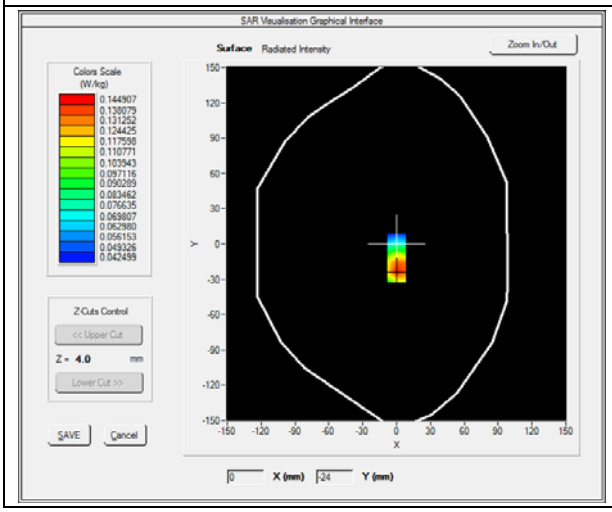	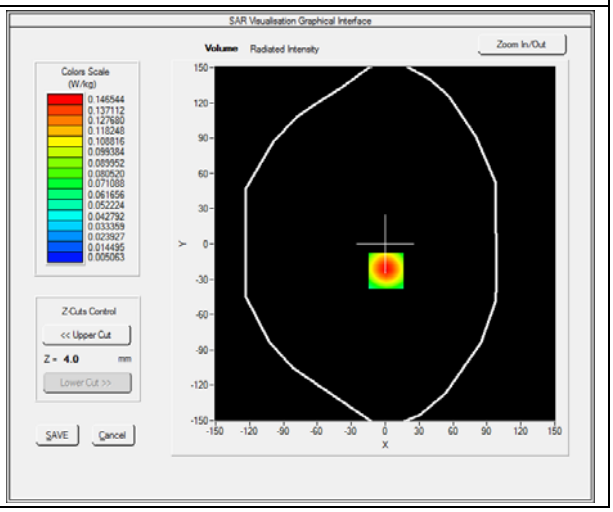

Maximum location: X=1.00, Y=-23.00

SAR 10g (W/Kg)	**0.073009**
SAR 1g (W/Kg)	**0.137327**

Z (mm)	**0.00**	**4.00**	**9.00**	**14.00**	**19.00**
SAR (W/Kg)	**0.0000**	**0.1465**	**0.0752**	**0.0388**	**0.0214**

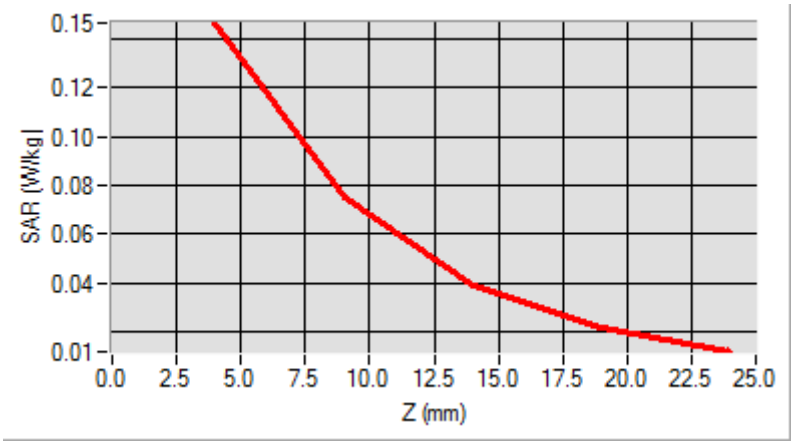

3D screen shot	**Hot spot position**
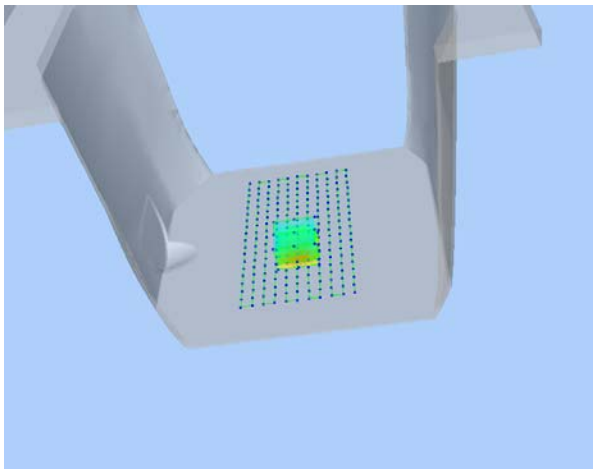	

MEASUREMENT 58

Type: Phone measurement (Complete)
Date of measurement: 06/03/2014
Measurement duration: 12 minutes 3 seconds
E-field Probe: SSE5 - SN 09/13 EP168; ConvF: 5.70; Calibrated: 03/21/2014

A. Experimental conditions

Area Scan	sam_direct_droit2_surf8mm.txt
Phantom	Flat Plane
Device Position	Top Side
Band	WiFi_802.11n-HT20
Channels	High
Signal	Duty Cycle: 1.00 (Crest factor: 1.00)

B. SAR Measurement Results

Frequency (MHz)	2472.000000
Relative Permittivity (real part)	51.082401
Conductivity (S/m)	1.910245
Power Variation (%)	0.542660
Ambient Temperature	21.1
Liquid Temperature	21.2

SURFACE SAR	VOLUME SAR
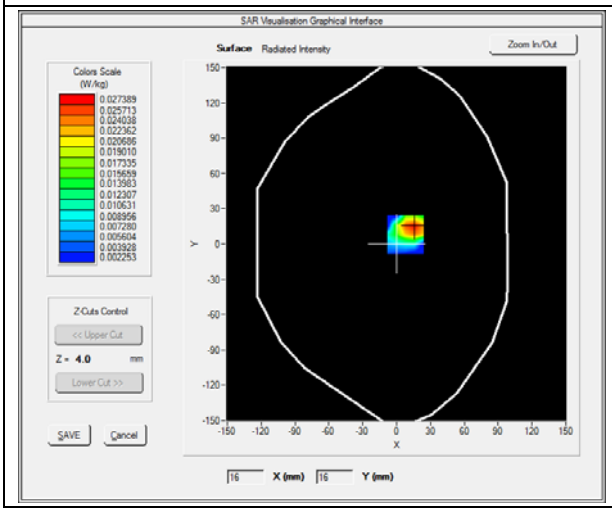	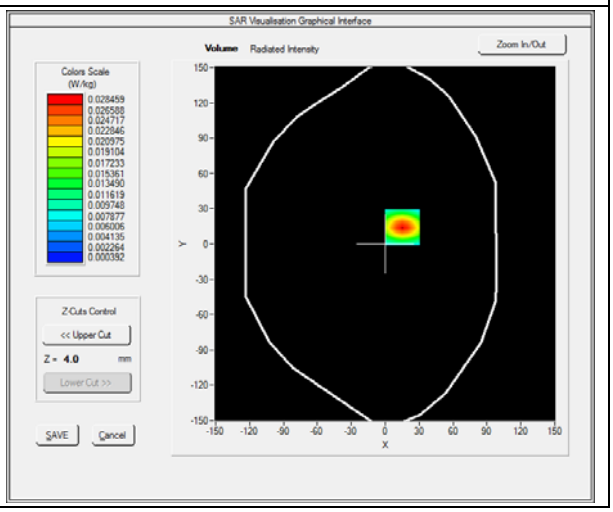

Maximum location: X=15.00, Y=14.00

SAR 10g (W/Kg)	**0.009194**
SAR 1g (W/Kg)	**0.015691**

Z (mm)	**0.00**	**4.00**	**9.00**	**14.00**	**19.00**
SAR (W/Kg)	**0.0000**	**0.0175**	**0.0117**	**0.0058**	**0.0061**

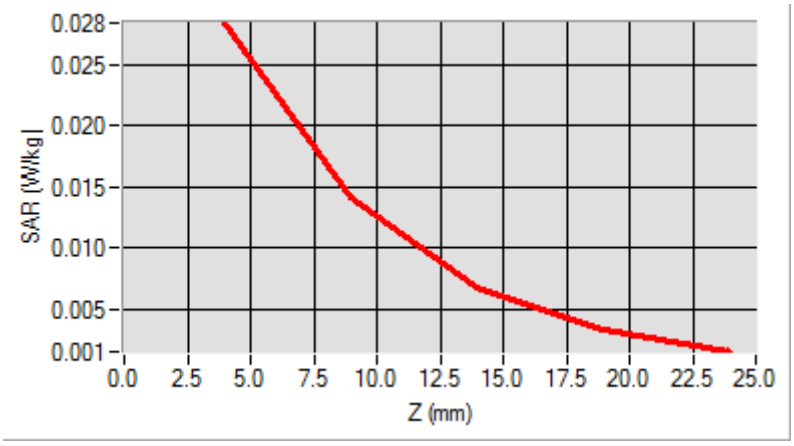

3D screen shot	**Hot spot position**
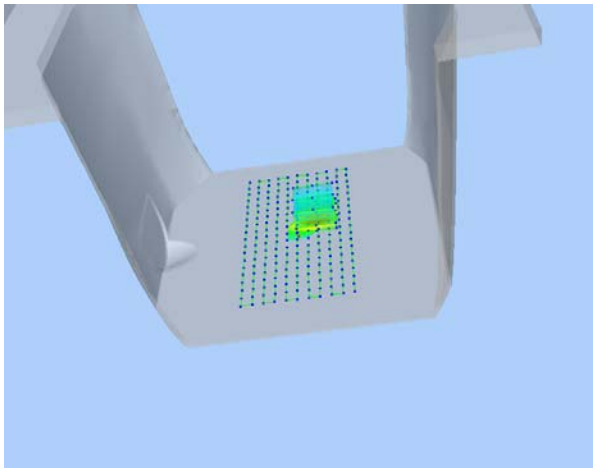	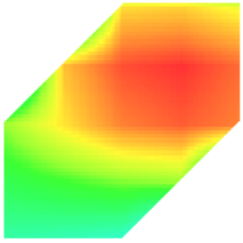

MEASUREMENT 59

Type: Phone measurement (Complete)
Date of measurement: 06/03/2014
Measurement duration: 12 minutes 3 seconds
E-field Probe: SSE5 - SN 09/13 EP168; ConvF: 5.70; Calibrated: 03/21/2014

A. Experimental conditions

Area Scan	sam_direct_droit2_surf8mm.txt
Phantom	Flat Plane
Device Position	Right Side
Band	WiFi_802.11n-HT20
Channels	High
Signal	Duty Cycle: 1.00 (Crest factor: 1.00)

B. SAR Measurement Results

Frequency (MHz)	2472.000000
Relative Permittivity (real part)	51.082401
Conductivity (S/m)	1.910245
Power Variation (%)	0.542660
Ambient Temperature	21.1
Liquid Temperature	21.2

SURFACE SAR	VOLUME SAR
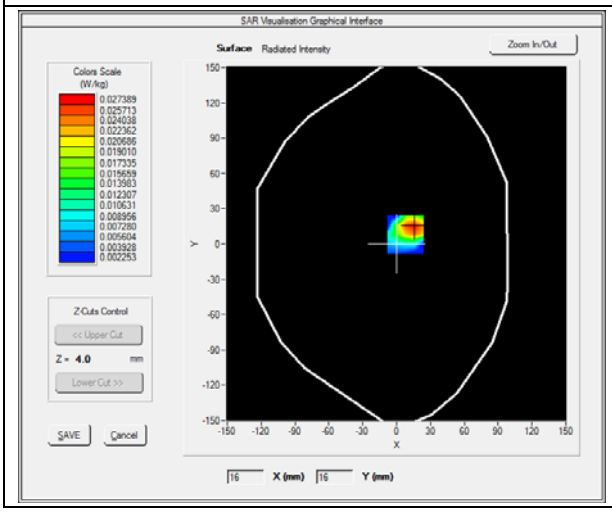	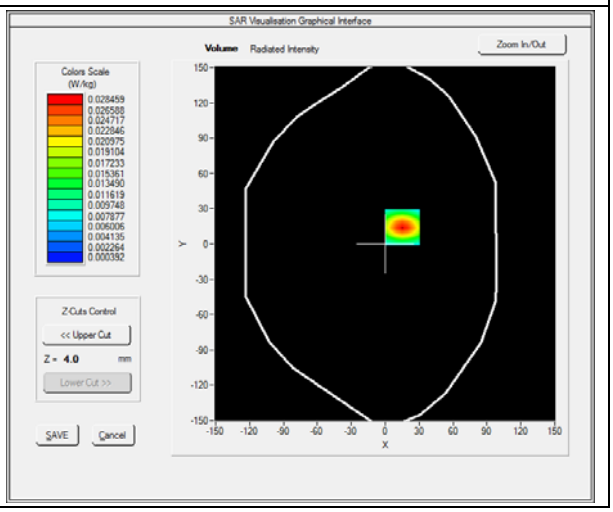

Maximum location: X=15.00, Y=14.00

SAR 10g (W/Kg)	**0.011245**
SAR 1g (W/Kg)	**0.025488**

Z (mm)	**0.00**	**4.00**	**9.00**	**14.00**	**19.00**
SAR (W/Kg)	**0.0000**	**0.0291**	**0.0100**	**0.0046**	**0.0026**

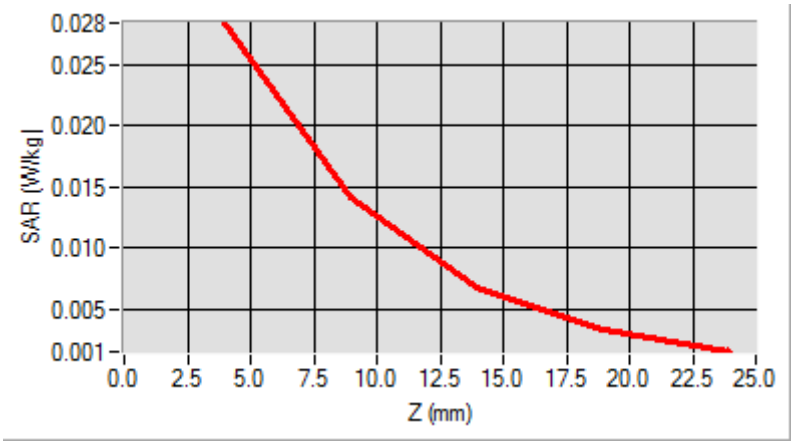

3D screen shot	**Hot spot position**
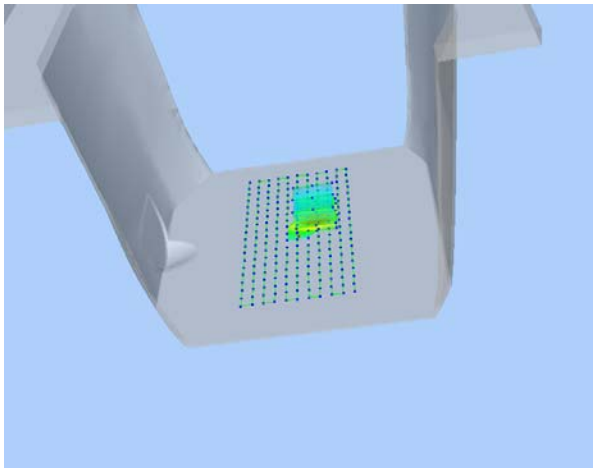	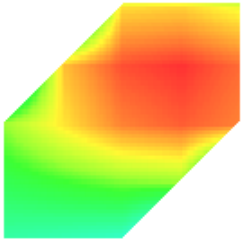

MEASUREMENT 60

Type: Phone measurement (Complete)
Date of measurement: 06/03/2014
Measurement duration: 12 minutes 3 seconds
E-field Probe: SSE5 - SN 09/13 EP168; ConvF: 5.70; Calibrated: 03/21/2014

A. Experimental conditions

Area Scan	sam_direct_droit2_surf8mm.txt
Phantom	Flat Plane
Device Position	Left Side
Band	WiFi_802.11n-HT20
Channels	High
Signal	Duty Cycle: 1.00 (Crest factor: 1.00)

B. SAR Measurement Results

Frequency (MHz)	2472.000000
Relative Permittivity (real part)	51.082401
Conductivity (S/m)	1.910245
Power Variation (%)	0.542660
Ambient Temperature	21.1
Liquid Temperature	21.2

SURFACE SAR	VOLUME SAR
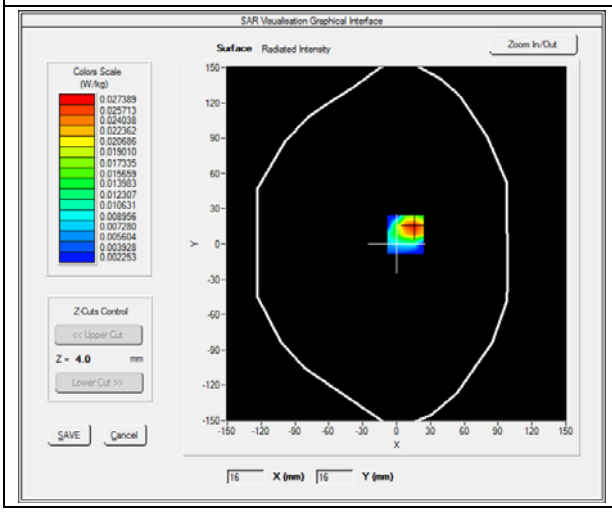	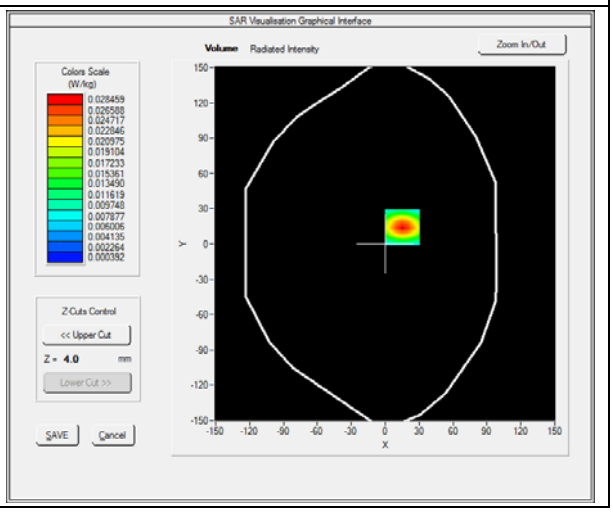

Maximum location: X=15.00, Y=14.00

SAR 10g (W/Kg)	**0.011159**
SAR 1g (W/Kg)	**0.025047**

Z (mm)	**0.00**	**4.00**	**9.00**	**14.00**	**19.00**
SAR (W/Kg)	**0.0000**	**0.0285**	**0.0100**	**0.0044**	**0.0024**

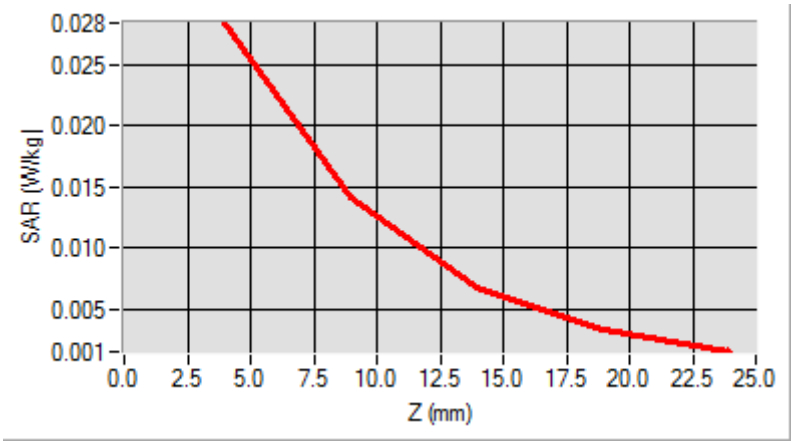

3D screen shot	**Hot spot position**
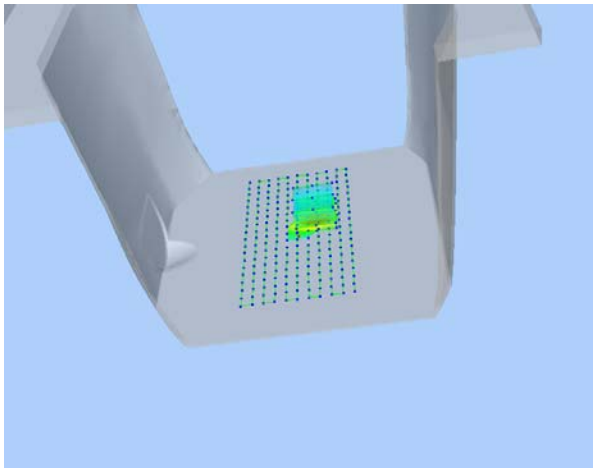	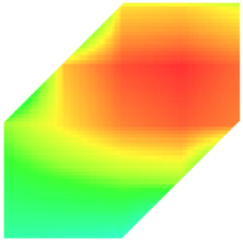

MEASUREMENT 61

Type: Phone measurement (Complete)
Date of measurement: 06/03/2014
Measurement duration: 12 minutes 3 seconds
E-field Probe: SSE5 - SN 09/13 EP168; ConvF: 5.70; Calibrated: 03/21/2014

A. Experimental conditions

Area Scan	sam_direct_droit2_surf8mm.txt
Phantom	Flat Plane
Device Position	Back(Body with headset)
Band	WiFi_802.11n-HT20
Channels	High
Signal	Duty Cycle: 1.00 (Crest factor: 1.00)

B. SAR Measurement Results

Frequency (MHz)	2472.000000
Relative Permittivity (real part)	51.082401
Conductivity (S/m)	1.910245
Power Variation (%)	0.542660
Ambient Temperature	21.1
Liquid Temperature	21.2

SURFACE SAR	VOLUME SAR
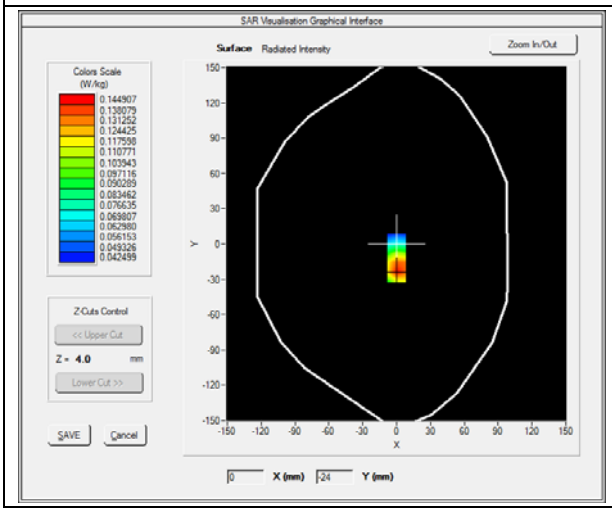	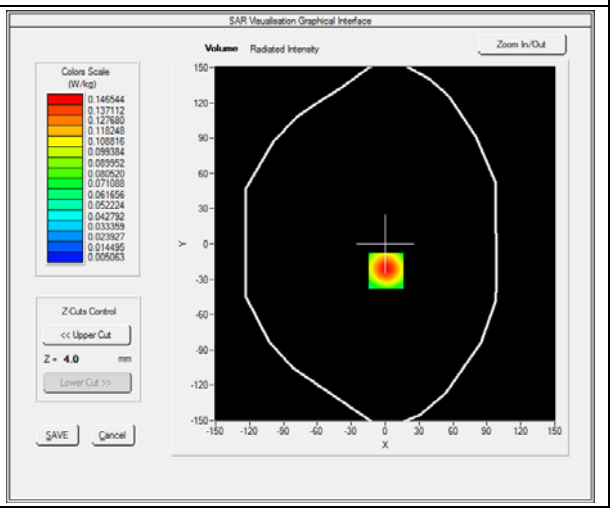

Maximum location: X=1.00, Y=-23.00

SAR 10g (W/Kg)	**0.071140**
SAR 1g (W/Kg)	**0.136258**

Z (mm)	**0.00**	**4.00**	**9.00**	**14.00**	**19.00**
SAR (W/Kg)	**0.0000**	**0.1465**	**0.0752**	**0.0388**	**0.0214**

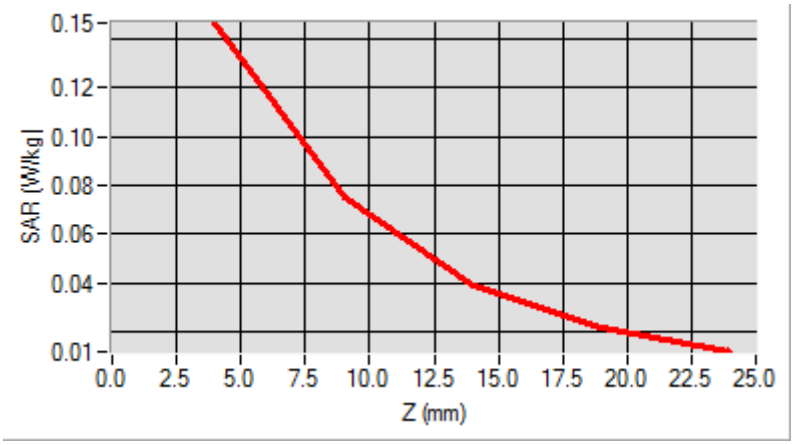

3D screen shot	**Hot spot position**
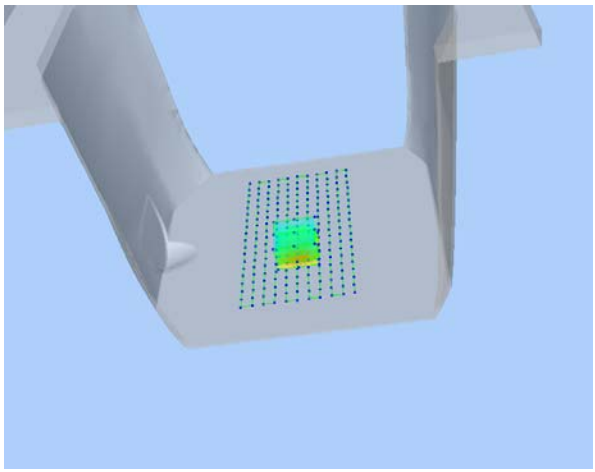	

MEASUREMENT 62

Type: Phone measurement (Complete)
Date of measurement: 06/03/2014
Measurement duration: 12 minutes 3 seconds
E-field Probe: SSE5 - SN 09/13 EP168; ConvF: 5.70; Calibrated: 03/21/2014

A. Experimental conditions

Area Scan	sam_direct_droit2_surf8mm.txt
Phantom	Flat Plane
Device Position	Front(Body with headset)
Band	WiFi_802.11n-HT20
Channels	High
Signal	Duty Cycle: 1.00 (Crest factor: 1.00)

B. SAR Measurement Results

Frequency (MHz)	2472.000000
Relative Permittivity (real part)	51.082401
Conductivity (S/m)	1.910245
Power Variation (%)	0.542660
Ambient Temperature	21.1
Liquid Temperature	21.2

SURFACE SAR	VOLUME SAR
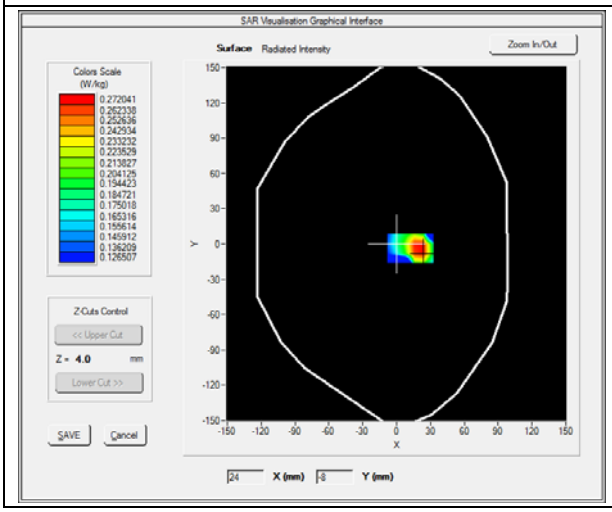	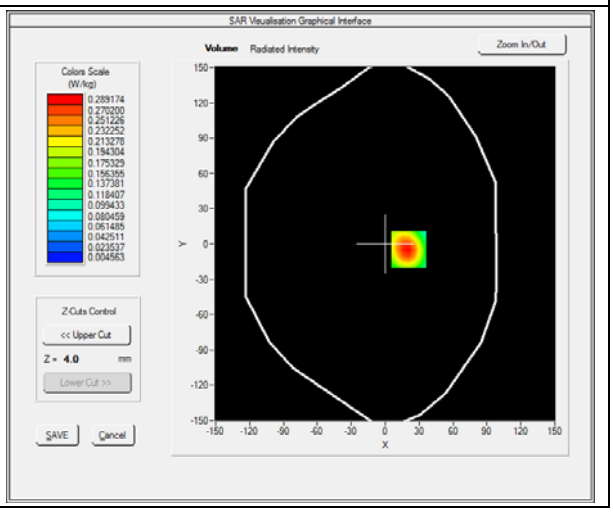

Maximum location: X=15.00, Y=14.00

SAR 10g (W/Kg)	**0.014266**
SAR 1g (W/Kg)	**0.031251**

Z (mm)	**0.00**	**4.00**	**9.00**	**14.00**	**19.00**
SAR (W/Kg)	**0.0000**	**0.0352**	**0.0212**	**0.0101**	**0.0092**

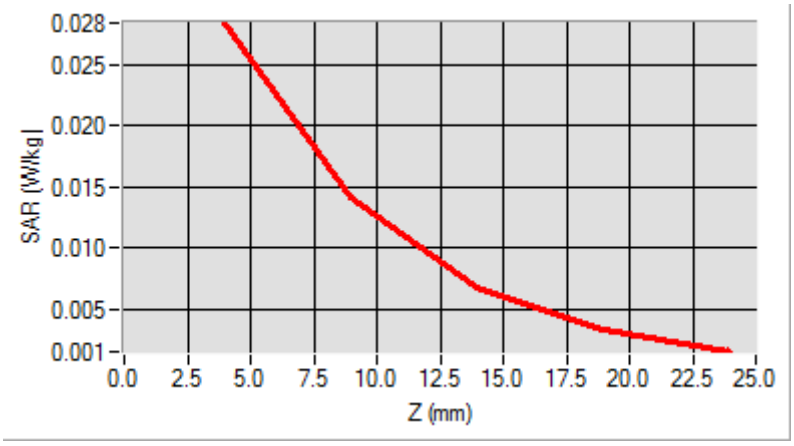

3D screen shot	**Hot spot position**
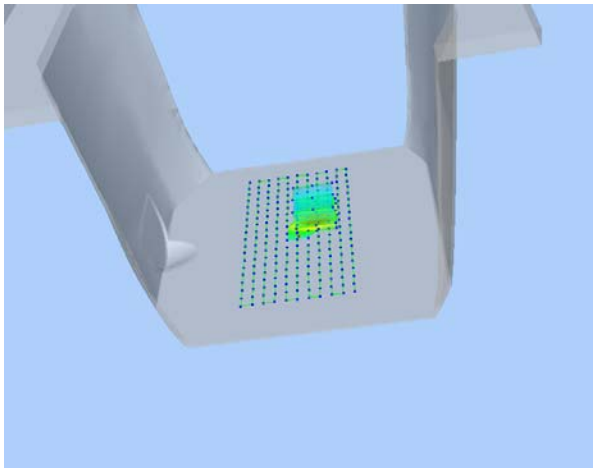	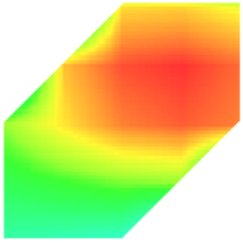

Annex C. EUT Photos

EUT View_Front

EUT View_Back



Antenna View



Annex D. Test Setup Photos

Test View 1 (Right Head)

Cheek



Tilt



Test View 2 (Left Head)

Cheek



Tilt



Test View 3

Body Back



Right side

Left side

Top side

Bottom Side

Body-worn

Annex E. Calibration Certificate

Please refer to the exhibit for the calibration certificate

******* END OF REPORT *******