TEST SETUP PHOTOGRAPHS & EUT PHOTOGRAPHS

Test Setup Photographs

Body Back 0mm



Body Front 0mm



Edge 1(Top)

Edge 2(Right)

Edge 3(Bottom)

Edge 4(Left)

DEPTH OF THE LIQUID IN THE PHANTOM—ZOOM IN

Note：The position used in the measurement were according to IEEE 1528-2003

850MHz body	2450MHz body
	

EUT PHOTOGRAPHS

All VIEW OF EUT



TOP VIEW OF EUT



BOTTOM VIEW OF EUT



FRONT VIEW OF EUT

BACK VIEW OF EUT

LEFT VIEW OF EUT

RIGHT VIEW OF EUT



OPEN VIEW OF EUT-1



OPEN VIEW OF EUT-2



OPEN VIEW OF EUT-3



INTERNAL VIEW OF EUT-1



INTERNAL VIEW OF EUT-2



INTERNAL VIEW OF EUT-3



INTERNAL VIEW OF EUT-4