上海增信电子有限公司
Signal Plus Technology Co., Ltd.

规 格 承 认 书
SPECIFICATION FOR APPROVAL

日期
DATE: 2023.07.25

版本
REV.: A

客 户
CUSTOMER: 司南

客 户 料 号
CUSTOMER P/N: 1010220239

品 名
PART NAME: 内置 BT FPC 天线 0.81黑色线 L=75mm with RF 4代端子 for M30

供 方 料 号
SUPPLIER P/N: 6106F00014

送样日期Date: 送样数量Q'TY: Pcs

客户确认CUSTOMER APPROVED BY		
核准 Approvaled by	审核 Checked by	确认 Confirmed by

供方确认SUPPLIER SIGNATURE		
核准 Approvaled by	审核 Checked by	拟制 Prepared by
Andy		Cindy

ZX-QT-RD-0011-A1

Add:上海市徐汇区桂箐路69号30栋603室 Tel:021-54266190 Fax:021-54266191

Contents

Item		***Description***		***Page***
1.	·····	Cover	·····	1
2.	·····	Content	·····	2
3.	·····	Drawing	·····	3
4.	·····	Antenna Test Report	·····	4~9

REV	DATE	DESCRIPTION
X1	11/17-2022	New Issue

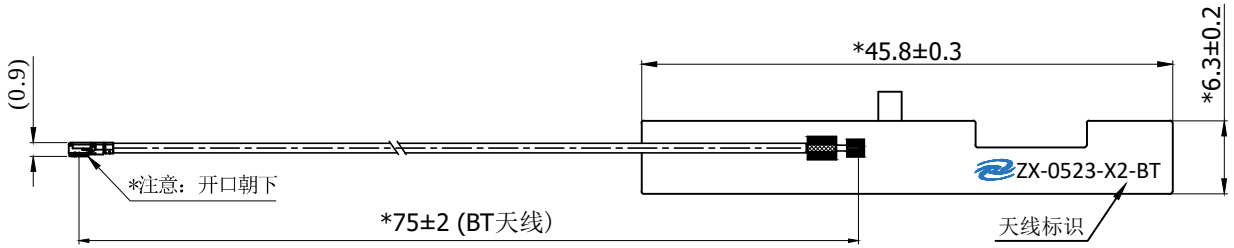

正面

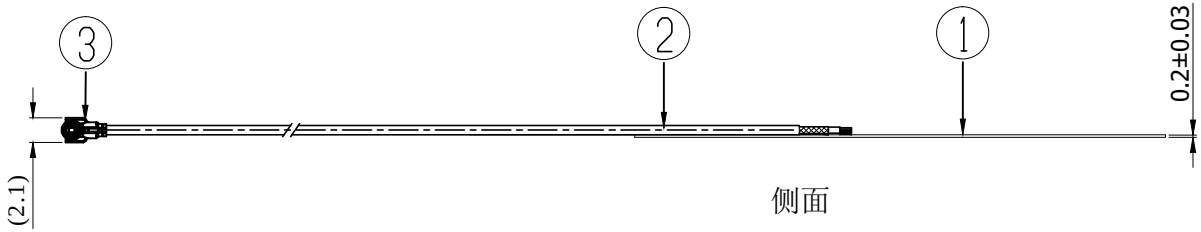

侧面

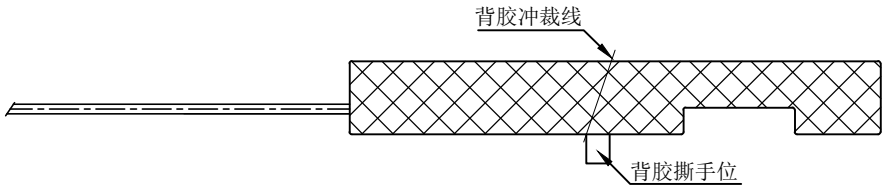

反面

技术说明:

1. 电性说明:
   - 1.1 Frequency Range.....2400~2500MHz
   - 1.2 Impendance.....50 Ohm Nominal
   - 1.3 VSWR.....≤6.0（单天线测试）;
2. 天线表面不可有脏污、油渍等。
3. Connector需满足48小时盐雾测试要求
4. These Products are in conformity with ROHS 2.0
5. With"*"Is Important Dimension.

NO	DESCRIPTION		Q'TY	REMARK
3	Connector	RF CONN-四代端子，镀金	1	
2	Coaxial Cable	0.81 cable, Black	1	
1	4G-ANTENNA	FPC, PI+Cu+3M9471, Black	1	502-1-0523-X2

XXX.	±2.0	APPROVED	
XX.	±1.0		
X.	±0.5	CHECKED	
.X	±0.3		
.XX	±0.2	DRAWING	

CUSTOMER'S SINGATURE

CUSTOMER:		
PART NO:		
PART NAME:	BT-ANTENNA FOR GHR11	
Z&X P/NO:	6106F00014	
REV	UNIT	FILE:
X1	mm	SHEET: 1/1

上海增信电子有限公司
Signal Plus Technology Co.,Ltd.

上海增信电子有限公司
Signal Plus Technology Co., Ltd.

Antenna Test Report

Tel:021-54266190 Fax:021-54266191 Web:www.zxsignal.com

1. RF Fixture Experiment

1.1 Test Setup

1.1.1 VNA Test Setup

VSWR and Return Loss measurements (S11) were performed using an KeySight E5071C Network Analyzer. The isolation between antennas is also tested. The testing was performed with apparatus in free space.



1.1.2 Anechoic Chamber Test Setup

The gain of the antenna was measured in the anechoic chamber.
The chamber provides less than –30 dB reflectivity from 400 MHz through 6 GHz. The chamber size is:7m*4m*3m. The measurement results are calibrated using a leaky wave horn standard. We can measure the antenna gain and efficiency accurately.



2. Antenna Picture



Data Preview

Freq.(MHz)	2400	2450	2500
VSWR	1.64	1.27	1.32
Gain(dBi)	2.44	3.11	3.24
Eff.%	40.50%	48.10%	51.70%

S11

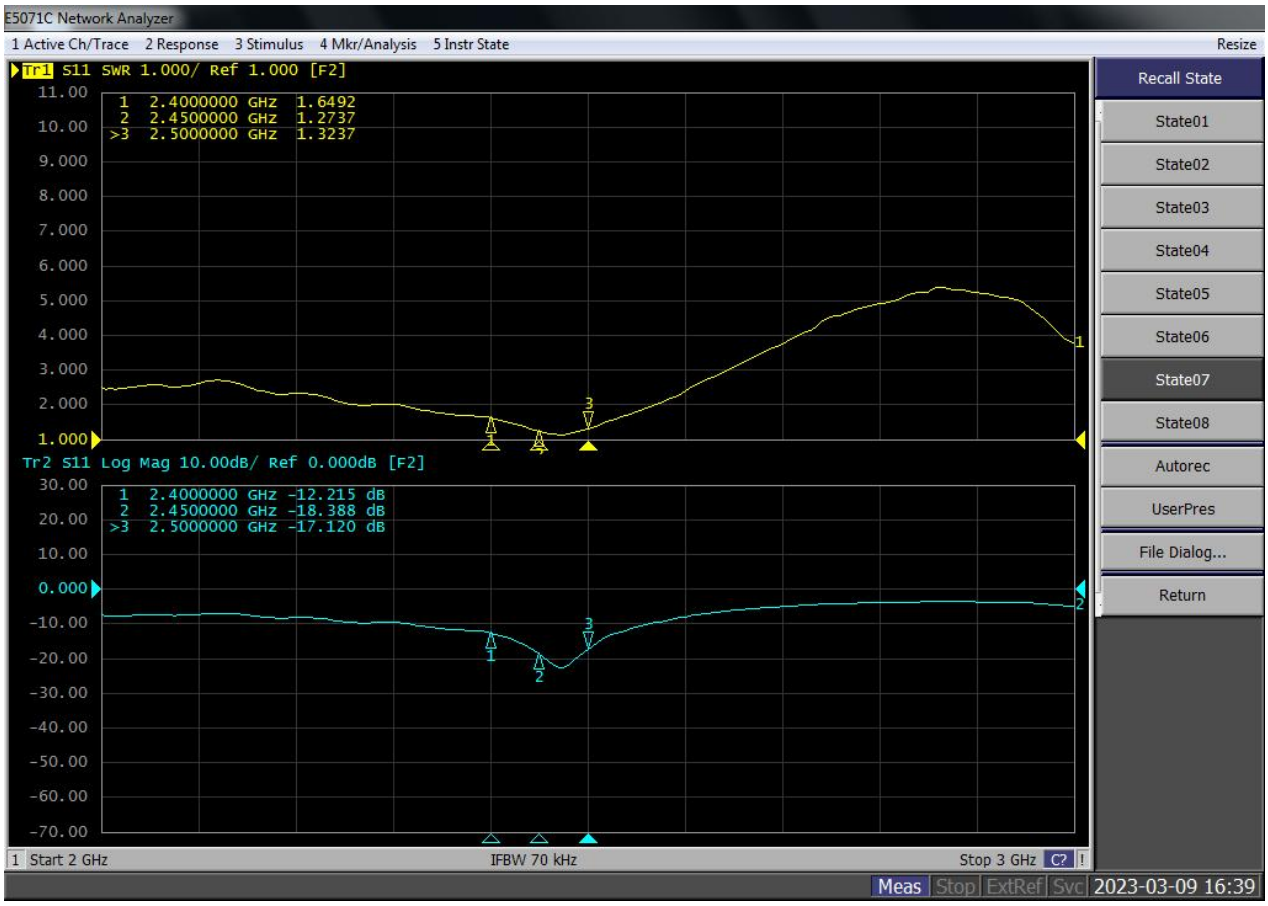

Radiation patterns:3D （2400MHZ/2450MHZ/2500MHZ）

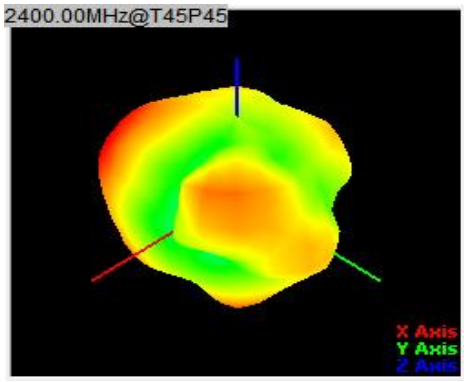

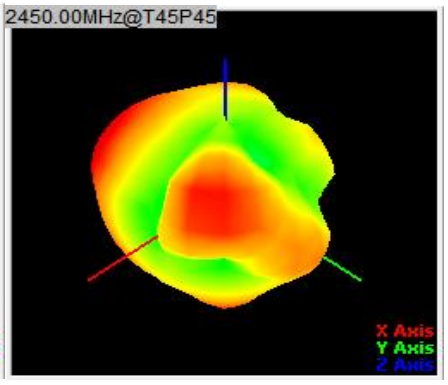

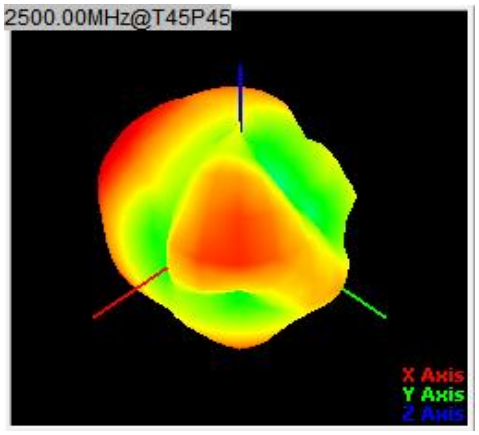

Radiation patterns:2D （2400MHZ）

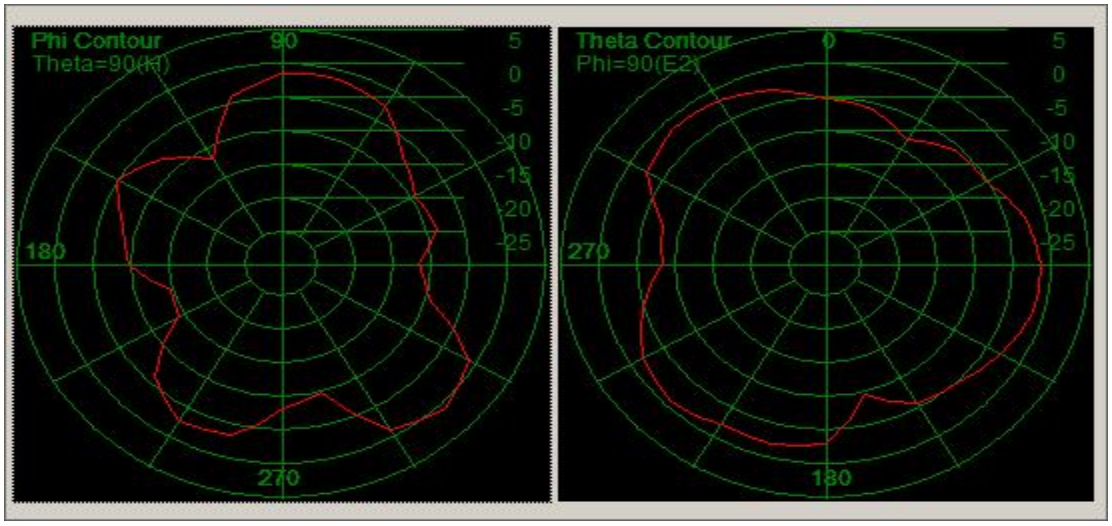

Radiation patterns:2D (2450MHZ)

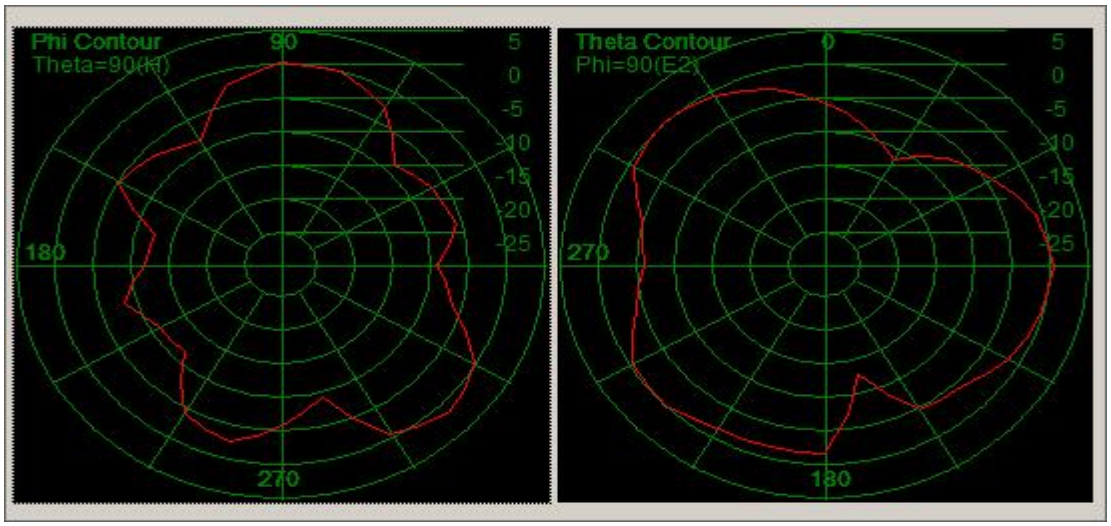
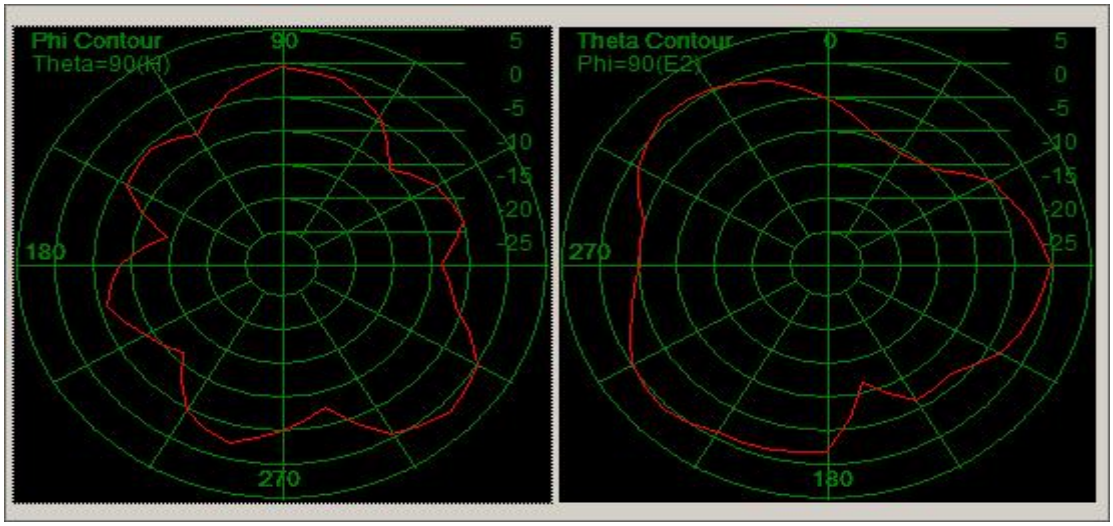
Radiation patterns:2D (2500MHZ)