5.2.6 LTE Band 25

LTE Band25 Maximum EIRP (dBm)							
Bandwidth	Modulation	Channel/ Frequency(MHz)	Polarization	RB	Index	EIRP(dBm)	Limit(dBm)
1.4MHz	QPSK	26047/1850.7	H	1#0	0	23.28	30.01
		26365/1882.5	H	1#2	0	23.18	30.01
		26683/1914.3	H	1#5	0	22.94	30.01
	16QAM	26047/1850.7	H	1#0	0	22.51	30.01
		26365/1882.5	H	1#2	0	22.14	30.01
		26683/1914.3	H	1#5	0	22.74	30.01
3MHz	QPSK	26055/1851.5	H	1#0	0	23.15	30.01
		26365/1882.5	H	1#5	0	23.59	30.01
		26675/1913.5	H	1#5	1	23.55	30.01
	16QAM	26055/1851.5	H	1#0	0	22.54	30.01
		26365/1882.5	H	1#5	0	22.74	30.01
		26675/1913.5	H	1#5	1	22.63	30.01
5MHz	QPSK	26065/1852.5	H	1#0	0	23.45	30.01
		26365/1882.5	H	1#5	1	23.64	30.01
		26665/1912.5	H	1#5	3	23.30	30.01
	16QAM	26065/1852.5	H	1#0	0	23.51	30.01
		26365/1882.5	H	1#5	1	23.60	30.01
		26665/1912.5	H	1#5	3	22.59	30.01
10MHz	QPSK	26090/1855	H	4#0	0	23.25	30.01
		26365/1882.5	H	4#2	3	23.21	30.01
		26640/1910	H	4#2	7	22.17	30.01
	16QAM	26090/1855	H	4#0	0	23.53	30.01
		26365/1882.5	H	4#2	3	23.22	30.01
		26640/1910	H	4#2	7	22.40	30.01
15MHz	QPSK	26115/1857.5	H	1#0	0	23.35	30.01
		26365/1882.5	H	1#5	5	23.34	30.01
		26615/1907.5	H	1#5	11	23.32	30.01
	16QAM	26115/1857.5	H	1#0	0	23.29	30.01
		26365/1882.5	H	1#5	5	23.23	30.01
		26615/1907.5	H	1#5	11	22.99	30.01
20MHz	QPSK	26140/1860	H	6#0	0	23.36	30.01
		26365/1882.5	H	6#0	7	23.68	30.01
		26590/1905	H	6#0	15	23.33	30.01
	16QAM	26140/1860	H	6#0	0	23.07	30.01
		26365/1882.5	H	6#0	7	23.60	30.01
		26590/1905	H	6#0	15	23.30	30.01

5.2.7 LTE Band 26

LTE Band26 Maximum EIRP (dBm)							
Bandwidth	Modulation	Channel/ Frequency(MHz)	Polarization	RB	Index	EIRP(dBm)	Limit(dBm)
1.4MHz	QPSK	26797/824.7	H	1#0	0	24.09	38.45
		26915/836.5	H	1#2	0	24.03	38.45
		27033/848.3	H	1#5	0	23.96	38.45
	16QAM	26797/824.7	H	1#0	0	22.84	38.45
		26915/836.5	H	1#2	0	22.88	38.45
		27033/848.3	H	1#5	0	22.92	38.45
3MHz	QPSK	26805/825.5	H	1#0	0	24.15	38.45
		26915/836.5	H	1#5	0	24.17	38.45
		27025/847.5	H	1#5	1	24.20	38.45
	16QAM	26805/825.5	H	1#0	0	24.13	38.45
		26915/836.5	H	1#5	0	24.28	38.45
		27025/847.5	H	1#5	1	23.91	38.45
5MHz	QPSK	26815/826.5	H	1#0	0	24.34	38.45
		26915/836.5	H	1#5	1	24.64	38.45
		27015/846.5	H	1#5	3	24.09	38.45
	16QAM	26815/826.5	H	1#0	0	23.17	38.45
		26915/836.5	H	1#5	1	24.79	38.45
		27015/846.5	H	1#5	3	23.41	38.45
10MHz	QPSK	26840/829	H	4#0	0	23.91	38.45
		26915/836.5	H	4#2	3	24.02	38.45
		26990/844	H	4#2	7	24.12	38.45
	16QAM	26840/829	H	4#0	0	24.03	38.45
		26915/836.5	H	4#2	3	24.03	38.45
		26990/844	H	4#2	7	23.04	38.45
15MHz	QPSK	26865/831.5	H	1#0	0	23.89	38.45
		26915/836.5	H	1#5	5	24.94	38.45
		26965/841.5	H	1#5	11	23.99	38.45
	16QAM	26865/831.5	H	1#0	0	23.27	38.45
		26915/836.5	H	1#5	5	23.19	38.45
		26965/841.5	H	1#5	11	22.89	38.45

5.2.8 LTE Band 26 (Part 90S)

LTE Band26 Maximum EIRP (dBm)							
Bandwidth	Modulation	Channel/ Frequency(MHz)	Polarization	RB	Index	EIRP(dBm)	Limit(dBm)
1.4MHz	QPSK	26697/814.7	H	1#0	0	24.27	50.00
		26740/819	H	1#2	0	24.42	50.00
		26783/823.3	H	1#5	0	24.13	50.00
	16QAM	26697/814.7	H	1#0	0	24.39	50.00
		26740/819	H	1#2	0	24.44	50.00
		26783/823.3	H	1#5	0	23.47	50.00
3MHz	QPSK	26705/815.5	H	1#0	0	24.25	50.00
		26740/819	H	1#5	0	24.40	50.00
		26775/822.5	H	1#5	1	24.43	50.00
	16QAM	26705/815.5	H	1#0	0	24.36	50.00
		26740/819	H	1#5	0	24.49	50.00
		26775/822.5	H	1#5	1	24.39	50.00
5MHz	QPSK	26715/816.5	H	1#0	0	24.27	50.00
		26740/819	H	1#5	1	24.42	50.00
		26765/821.5	H	1#5	3	24.13	50.00
	16QAM	26715/816.5	H	1#0	0	24.39	50.00
		26740/819	H	1#5	1	24.44	50.00
		26765/821.5	H	1#5	3	23.47	50.00
10MHz	QPSK	26740/819	H	4#2	3	24.48	50.00
	16QAM	26740/819	H	4#2	3	24.59	50.00

5.2.9 LTE Band 66

LTE Band66 Maximum EIRP (dBm)							
Bandwidth	Modulation	Channel/ Frequency(MHz)	Polarization	RB	Index	EIRP(dBm)	Limit(dBm)
1.4MHz	QPSK	131979/1710.7	H	1#0	0	23.04	30.00
		132422/1755	H	1#2	0	23.32	30.00
		132665/1779.3	H	1#5	0	23.04	30.00
	16QAM	131979/1710.7	H	1#0	0	22.22	30.00
		132422/1755	H	1#2	0	22.31	30.00
		132665/1779.3	H	1#5	0	22.05	30.00
3MHz	QPSK	131987/1711.5	H	1#0	0	23.26	30.00
		132422/1755	H	1#5	0	23.23	30.00
		132657/1778.5	H	1#5	1	23.08	30.00
	16QAM	131987/1711.5	H	1#0	0	22.00	30.00
		132422/1755	H	1#5	0	22.01	30.00
		132657/1778.5	H	1#5	1	22.14	30.00
5MHz	QPSK	131997/1712.5	H	1#0	0	22.50	30.00
		132422/1755	H	1#5	1	22.79	30.00
		132647/1777.5	H	1#5	3	23.21	30.00
	16QAM	131997/1712.5	H	1#0	0	22.32	30.00
		132422/1755	H	1#5	1	22.41	30.00
		132647/1777.5	H	1#5	3	22.50	30.00
10MHz	QPSK	132022/1715	H	4#0	0	23.04	30.00
		132422/1755	H	4#2	3	23.17	30.00
		132622/1775	H	4#2	7	23.28	30.00
	16QAM	132022/1715	H	4#0	0	23.19	30.00
		132422/1755	H	4#2	3	23.18	30.00
		132622/1775	H	4#2	7	22.25	30.00
15MHz	QPSK	132047/1717.5	H	1#0	0	23.28	30.00
		132422/1755	H	1#5	5	23.23	30.00
		132597/1772.5	H	1#5	11	23.21	30.00
	16QAM	132047/1717.5	H	1#0	0	22.09	30.00
		132422/1755	H	1#5	5	23.22	30.00
		132597/1772.5	H	1#5	11	23.22	30.00
20MHz	QPSK	132072/1720	H	6#0	0	23.30	30.00
		132422/1755	H	6#0	7	23.34	30.00
		132572/1770	H	6#0	15	22.95	30.00
	16QAM	132072/1720	H	6#0	0	23.29	30.00
		132422/1755	H	6#0	7	23.52	30.00
		132572/1770	H	6#0	15	23.07	30.00

5.3 CONDUCTED OUTPUT POWER

Test Requirement:
FCC 47 CFR Part 2.1046(a)
LTE Band 2 & LTE Band 25: FCC 47 CFR Part 24.232(c)
LTE Band 4 & LTE Band 66: FCC 47 CFR Part 27.50(d)(4)
LTE Band 5 & LTE Band 26: FCC 47 CFR Part 22.913(a)
LTE Band 12: FCC 47 CFR Part 27.50(c)(10)
LTE Band 13: FCC 47 CFR Part 27.50(b)(10)
LTE Band 26: FCC 47 CFR Part 90.635

Test Method:
LTE Band 2 & LTE Band 25: RSS-133 Issue 6, Section 6.4
LTE Band 4 & LTE Band 66: RSS-139 Issue 3, Section 6.5
LTE Band 5: RSS-132 Issue 3, Section 5.4
LTE Band 12 & LTE Band 13 : RSS-130 Issue 2, Section 4.6
KDB 971168 D01v03r01 & ANSI C63.26-2015

Limit:

FCC 47 CFR Part 22.913(a):
The ERP of mobile transmitters and auxiliary test transmitters must not exceed 7 Watts.

FCC 47 CFR Part 24.232(c):
Mobile and portable stations are limited to 2 watts EIRP.

FCC 47 CFR Part 27.50(d)(4):
Fixed, mobile, and portable (hand-held) stations operating in the 1710-1755 MHz band and mobile and portable stations operating in the 1695-1710 MHz and 1755-1780 MHz bands are limited to 1 watt EIRP.

FCC 47 CFR Part 27.50(c)(10):
Portable stations (hand-held devices) in the 600 MHz uplink band and the 698-746 MHz band, and fixed and mobile stations in the 600 MHz uplink band are limited to 3 watts ERP.

FCC 47 CFR Part 27.50(b)(10):
Portable stations (hand-held devices) transmitting in the 746-757 MHz, 776-788 MHz, and 805-806 MHz bands are limited to 3 watts ERP.

FCC 47 CFR Part 90.635:
(a) The effective radiated power and antenna height for base stations may not exceed 1 kilowatt (30 dBw) and 304 m. (1,000 ft.) above average terrain (AAT), respectively, or the equivalent thereof as determined from the Table. These are maximum values, and applicants will be required to justify power levels and antenna heights requested.
(b) The maximum output power of the transmitter for mobile stations is 100 watts (20 dBw).
Table—Equivalent Power and Antenna Heights for Base Stations in the 851–869 MHz and 935–940 MHz Bands Which Have a Requirement for a 32 km (20 mi) Service Area Radius

Antenna height (ATT) meters (feet)	Effective radiated power (watts)[1 2 4]
Above 1,372 (4,500)	65
Above 1,220 (4,000) to 1,372 (4,500)	70
Above 1,067 (3,500) to 1,220 (4,000)	75
Above 915 (3,000) to 1,067 (3,500)	100
Above 763 (2,500) to 915 (3,000)	140
Above 610 (2,000) to 763 (2,500)	200
Above 458 (1,500) to 610 (2,000)	350
Above 305 (1,000) to 458 (1,500)	600
Up to 305 (1,000)	[3]1,000

1. Power is given in terms of effective radiated power (ERP).
2. Applicants in the Los Angeles, CA, area who demonstrate a need to serve both the downtown and fringe

areas will be permitted to utilize an ERP of 1 kw at the following mountaintop sites: Santiago Park, Sierra Peak, Mount Lukens, and Mount Wilson.

3. Stations with antennas below 305 m (1,000 ft) (AAT) will be restricted to a maximum power of 1 kw (ERP).
4. Licensees in San Diego, CA, will be permitted to utilize an ERP of 500 watts at the following mountaintop sites: Palomar, Otay, Woodson and Miguel.

RSS-130 Issue 2, Section 4.6,
4.6.2 Frequency bands 617-652 MHz and 663-698 MHz

The e.r.p. shall not exceed 3 watts for mobile equipment, fixed subscriber equipment and portable equipment.

4.6.3 Frequency bands 698-756 MHz and 777-787 MHz

The e.r.p. shall not exceed 30 watts for mobile equipment and outdoor fixed subscriber equipment. The e.r.p. shall not exceed 3 watts for portable equipment and indoor fixed subscriber equipment.

RSS-132 Issue 3, Section 5.4,
The transmitter output power shall be measured in terms of average power. The equivalent isotropically radiated power (e.i.r.p.) for mobile equipment shall not exceed 11.5 watts.

RSS-133 Issue 6, Section 6.4
The equivalent isotropically radiated power (e.i.r.p.) for transmitters shall not exceed the limits given in SRSP-510. Moreover, base station transmitters operating in the band 1930-1995 MHz shall not have output power exceeding 100 watts.

RSS-139 Issue 3, Section 6.5
The equivalent isotropically radiated power (e.i.r.p.) for mobile and portable transmitters shall not exceed one watt. The e.i.r.p. for fixed and base stations in the band 1710-1780 MHz shall not exceed one watt.

Test Procedure:
The EUT was set up for the maximum power with LTE link data modulation and link up with simulator. Set the EUT to transmit under low, middle and high channel and record the power level shown on simulator.

Note: The cable loss and attenuator loss were offset into measure device as an amplitude offset.

Test Setup:	Refer to section 4.2.2 for details.
Instruments Used:	Refer to section 3 for details
Test Mode:	Link mode
Test Results:	Pass
Test Data:	The full result refer to section 4.5 for details.

5.4 PEAK-TO-AVERAGE RATIO

Test Requirement:

LTE Band 2 & LTE Band 25: FCC 47 CFR Part 24.232(d)
LTE Band 4 & LTE Band 66: FCC 47 CFR Part 27.50(d)(5)
LTE Band 5 & LTE Band 26: FCC 47 CFR Part 22.913(a)
LTE Band 12 & Band 17: FCC 47 CFR Part 27.50(d)(5)
LTE Band 13: FCC 47 CFR Part 27.50(d)(5)

LTE Band 2 & LTE Band 25: RSS-133 Issue 6, Section 6.4
LTE Band 4 & LTE Band 66: RSS-139 Issue 3, Section 6.5
LTE Band 5: RSS-132 Issue 3, Section 5.4
LTE Band 12 & LTE Band 13: RSS-130 Issue 2, Section 4.6

Test Method: KDB 971168 D01v03r01 Section 5.7

Limit: In measuring transmissions in this band using an average power technique, the peak-to-average ratio (PAR) of the transmission may not exceed 13 dB

Test Procedure:

The transmitter output was connected to a calibrated coaxial cable and coupler, the other end of which was connected to a spectrum analyzer.

a) Set resolution/measurement bandwidth ≥ signal's occupied bandwidth
b) Set the number of counts to a value that stabilizes the measured CCDF curve
c) Record the maximum PAPR level associated with a probability of 0.1 %

Note: The cable loss and attenuator loss were offset into measure device as an amplitude offset.

Test Setup: Refer to section 4.2.2 for details.

Instruments Used: Refer to section 3 for details

Test Mode: Link mode

Test Results: Pass

Test Data: See table below

5.4.1 LTE Band 2

LTE Band 2 Peak-to-average ratio (dB)					
Bandwidth	**Modulation**	**Channel/ Frequency(MHz)**	**Peak-to-Average Power Ratio (PAPR)**	**Limit (dB)**	**Result**
1.4MHz	QPSK	18900/1880	8.39	13	Pass
	16QAM	18900/1880	8.44	13	Pass
3MHz	QPSK	18900/1880	8.39	13	Pass
	16QAM	18900/1880	8.44	13	Pass
5MHz	QPSK	18900/1880	8.37	13	Pass
	16QAM	18900/1880	8.44	13	Pass
10MHz	QPSK	18900/1880	8.29	13	Pass
	16QAM	18900/1880	8.31	13	Pass
15MHz	QPSK	18900/1880	8.29	13	Pass
	16QAM	18900/1880	8.56	13	Pass
20MHz	QPSK	18900/1880	8.41	13	Pass
	16QAM	18900/1880	8.94	13	Pass

5.4.2 LTE Band 4

LTE Band 4 Peak-to-average ratio (dB)					
Bandwidth	Modulation	Channel/ Frequency(MHz)	Peak-to-Average Power Ratio (PAPR)	Limit (dB)	Result
1.4MHz	QPSK	20175/1732.5	8.21	13	Pass
	16QAM	20175/1732.5	8.36	13	Pass
3MHz	QPSK	20175/1732.5	8.40	13	Pass
	16QAM	20175/1732.5	8.58	13	Pass
5MHz	QPSK	20175/1732.5	8.31	13	Pass
	16QAM	20175/1732.5	8.55	13	Pass
10MHz	QPSK	20175/1732.5	8.34	13	Pass
	16QAM	20175/1732.5	8.56	13	Pass
15MHz	QPSK	20175/1732.5	8.19	13	Pass
	16QAM	20175/1732.5	8.47	13	Pass
20MHz	QPSK	20175/1732.5	8.34	13	Pass
	16QAM	20175/1732.5	8.43	13	Pass

5.4.3 LTE Band 5

LTE Band 5 Peak-to-average ratio (dB)					
Bandwidth	Modulation	Channel/ Frequency(MHz)	Peak-to-Average Power Ratio (PAPR)	Limit (dB)	Result
1.4MHz	QPSK	20525/836.5	8.94	13	Pass
	16QAM	20525/836.5	9.64	13	Pass
3MHz	QPSK	20525/836.5	8.97	13	Pass
	16QAM	20525/836.5	9.95	13	Pass
5MHz	QPSK	20525/836.5	9.06	13	Pass
	16QAM	20525/836.5	9.36	13	Pass
10MHz	QPSK	20525/836.5	8.82	13	Pass
	16QAM	20525/836.5	9.22	13	Pass

5.4.4 LTE Band 12

LTE Band 12 Peak-to-average ratio (dB)					
Bandwidth	Modulation	Channel/ Frequency(MHz)	Peak-to-Average Power Ratio (PAPR)	Limit (dB)	Result
1.4MHz	QPSK	23095/707.5	8.45	13	Pass
	16QAM	23095/707.5	9.53	13	Pass
3MHz	QPSK	23095/707.5	8.64	13	Pass
	16QAM	23095/707.5	9.26	13	Pass
5MHz	QPSK	23095/707.5	8.43	13	Pass
	16QAM	23095/707.5	8.96	13	Pass
10MHz	QPSK	23095/707.5	8.43	13	Pass
	16QAM	23095/707.5	8.84	13	Pass

5.4.5 LTE Band 13

LTE Band 13 Peak-to-average ratio (dB)					
Bandwidth	**Modulation**	**Channel/ Frequency(MHz)**	**Peak-to-Average Power Ratio (PAPR)**	**Limit (dB)**	**Result**
5MHz	QPSK	23230/782	8.59	13	Pass
	16QAM	23230/782	9.39	13	Pass
10MHz	QPSK	23230/782	8.68	13	Pass
	16QAM	23230/782	9.09	13	Pass

5.4.6 LTE Band 25

LTE Band 25 Peak-to-average ratio (dB)					
Bandwidth	**Modulation**	**Channel/ Frequency(MHz)**	**Peak-to-Average Power Ratio (PAPR)**	**Limit (dB)**	**Result**
1.4MHz	QPSK	26365/1882,5	8.34	13	Pass
	16QAM	26365/1882,5	8.49	13	Pass
3MHz	QPSK	26365/1882,5	8.31	13	Pass
	16QAM	26365/1882,5	8.41	13	Pass
5MHz	QPSK	26365/1882,5	8.25	13	Pass
	16QAM	26365/1882,5	8.49	13	Pass
10MHz	QPSK	26365/1882,5	8.21	13	Pass
	16QAM	26365/1882,5	8.46	13	Pass
15MHz	QPSK	26365/1882,5	8.20	13	Pass
	16QAM	26365/1882,5	8.67	13	Pass
20MHz	QPSK	26365/1882,5	8.34	13	Pass
	16QAM	26365/1882,5	8.89	13	Pass

5.4.7 LTE Band 26

LTE Band 26 Peak-to-average ratio (dB)					
Bandwidth	Modulation	Channel/ Frequency(MHz)	Peak-to-Average Power Ratio (PAPR)	Limit (dB)	Result
1.4MHz	QPSK	26915/836.5	8.48	13	Pass
	16QAM	26915/836.5	8.78	13	Pass
3MHz	QPSK	26915/836.5	8.32	13	Pass
	16QAM	26915/836.5	8.54	13	Pass
5MHz	QPSK	26915/836.5	8.49	13	Pass
	16QAM	26915/836.5	8.94	13	Pass
10MHz	QPSK	26915/836.5	8.37	13	Pass
	16QAM	26915/836.5	8.71	13	Pass

5.4.8 LTE Band 26 (Part 90S)

LTE Band 26 Peak-to-average ratio (dB)					
Bandwidth	Modulation	Channel/ Frequency(MHz)	Peak-to-Average Power Ratio (PAPR)	Limit (dB)	Result
1.4MHz	QPSK	26740/819	8.46	13	Pass
	16QAM	26740/819	8.75	13	Pass
3MHz	QPSK	26740/819	8.23	13	Pass
	16QAM	26740/819	8.97	13	Pass
5MHz	QPSK	26740/819	8.38	13	Pass
	16QAM	26740/819	9.01	13	Pass
10MHz	QPSK	26740/819	8.56	13	Pass
	16QAM	26740/819	8.97	13	Pass
15MHz	QPSK	26740/819	8.57	13	Pass
	16QAM	26740/819	8.86	13	Pass

5.4.9 LTE Band 66

LTE Band 66 Peak-to-average ratio (dB)					
Bandwidth	Modulation	Channel/ Frequency(MHz)	Peak-to-Average Power Ratio (PAPR)	Limit (dB)	Result
1.4MHz	QPSK	132422/1755	8.41	13	Pass
	16QAM	132422/1755	9.01	13	Pass
3MHz	QPSK	132422/1755	8.54	13	Pass
	16QAM	132422/1755	9.11	13	Pass
5MHz	QPSK	132422/1755	8.54	13	Pass
	16QAM	132422/1755	8.99	13	Pass
10MHz	QPSK	132422/1755	8.65	13	Pass
	16QAM	132422/1755	8.84	13	Pass
15MHz	QPSK	132422/1755	8.41	13	Pass
	16QAM	132422/1755	8.72	13	Pass
20MHz	QPSK	132422/1755	8.45	13	Pass
	16QAM	132422/1755	9.01	13	Pass

5.5 99%&26DB BANDWIDTH

Test Requirement: FCC 47 CFR Part 2.1049(h)
RSS-Gen Issue 5, Section 6.7

Test Method: ANSI C63.26-2015 & KDB 971168 D01v03r01 Section 4

Limit: No Limit, for reporting purposes only.

Test Procedure:

The transmitter output was connected to a calibrated coaxial cable and coupler, the other end of which was connected to a spectrum analyzer. The occupied bandwidth was measured with the spectrum analyzer at the low, middle and high channel in each band. The 99% and -26dB bandwidths was also measured and recorded.

Note: The cable loss and attenuator loss were offset into measure device as an amplitude offset.

Test Setup: Refer to section 4.2.2 for details.

Instruments Used: Refer to section 3 for details

Test Mode: Link mode

Test Results: Pass

Test Data: See table below

5.5.1 LTE Band 2

LTE Band 2			
Bandwidth	Modulation	Bandwidth(MHz)	
		99% Power	-26dBc
1.4MHz	QPSK	1.11	1.33
	16QAM	1.28	1.20
3MHz	QPSK	1.13	1.48
	16QAM	1.87	1.17
5MHz	QPSK	1.13	1.35
	16QAM	0.97	1.35
10MHz	QPSK	1.12	1.33
	16QAM	0.99	1.42
15MHz	QPSK	1.15	1.37
	16QAM	0.99	1.35
20MHz	QPSK	1.15	1.41
	16QAM	0.99	1.53

LTE Band 2_ Channel Bandwidth: 1.4 MHz	
QPSK	16QAM
-26dBc	
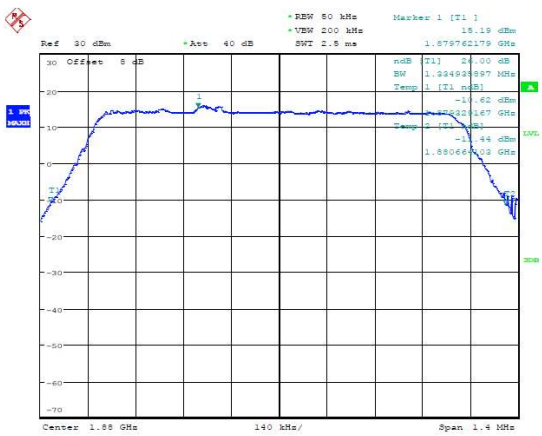	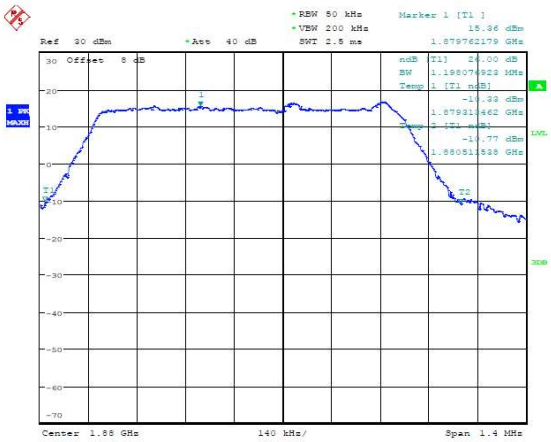
99%	
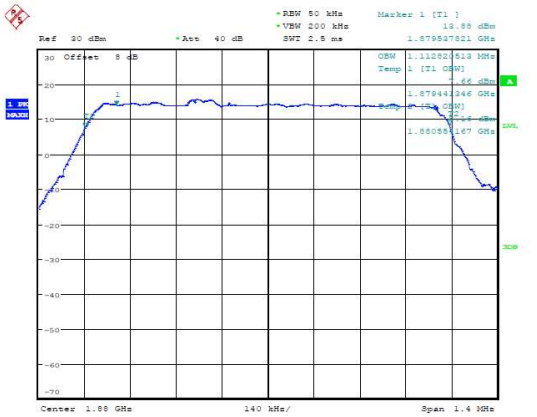	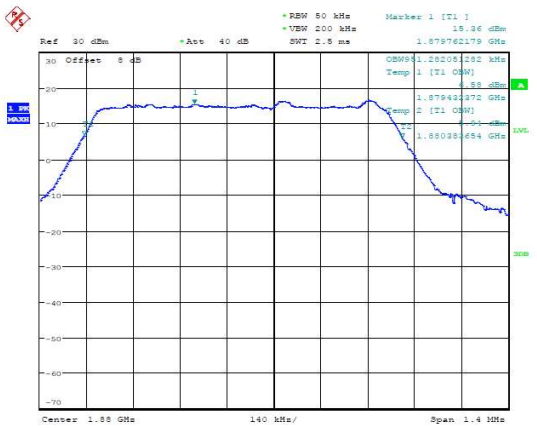

LTE Band 2_ Channel Bandwidth: 3 MHz	
QPSK	16QAM
-26dBc	
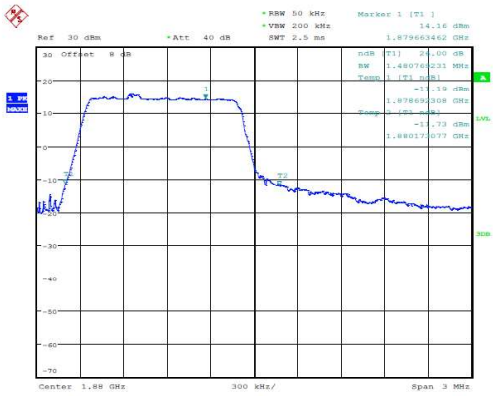	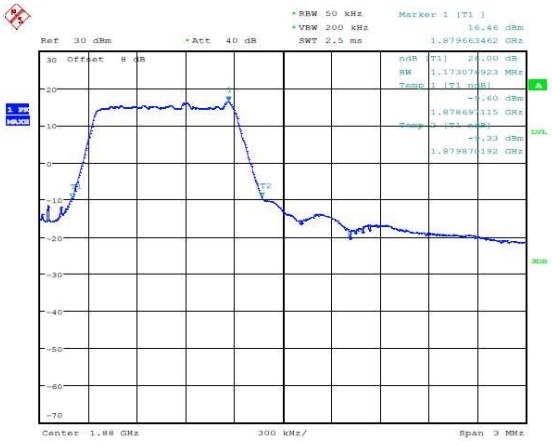
99%	
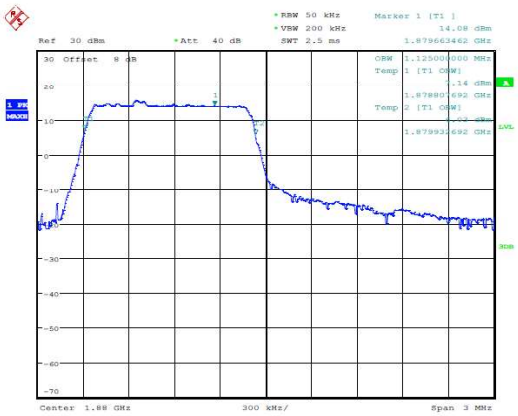	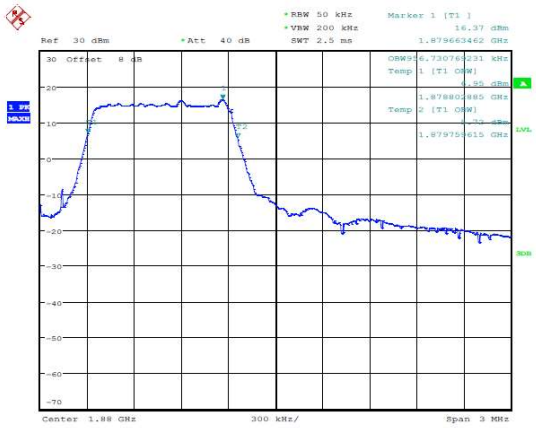

LTE Band 2_ Channel Bandwidth: 5 MHz	
QPSK	16QAM
-26dBc	
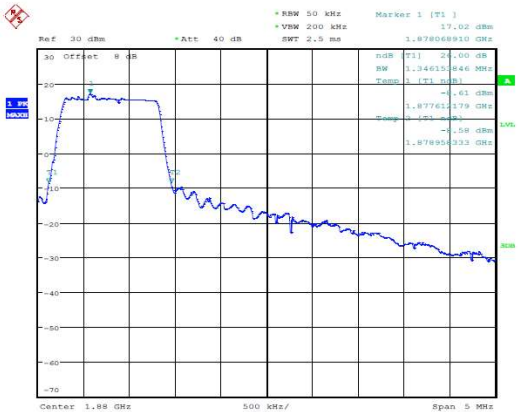	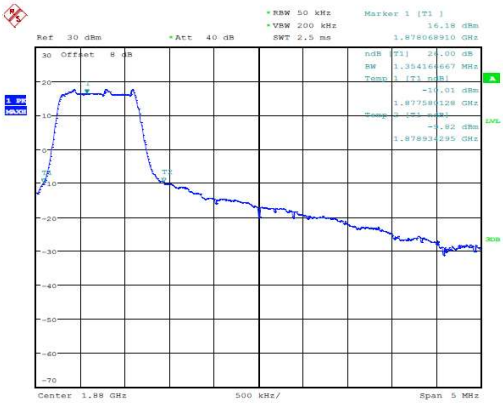
99%	
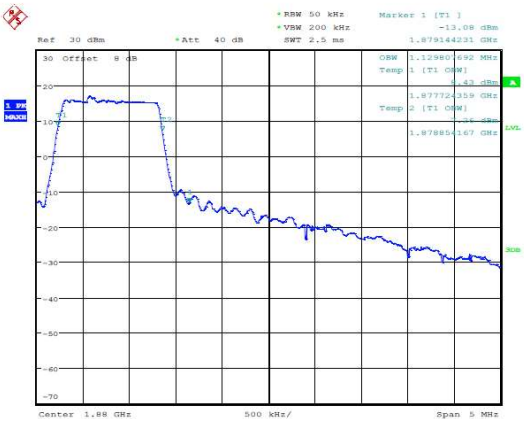	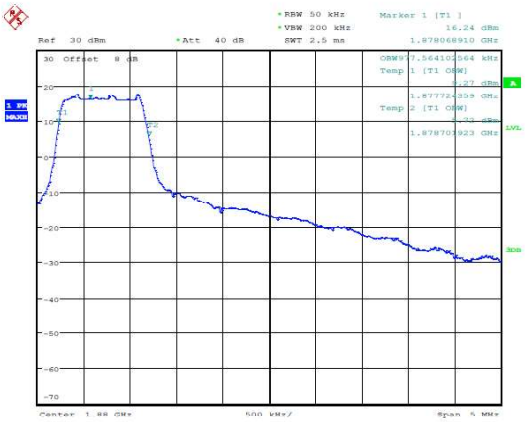

LTE Band 2_ Channel Bandwidth: 10 MHz	
QPSK	16QAM
-26dBc	
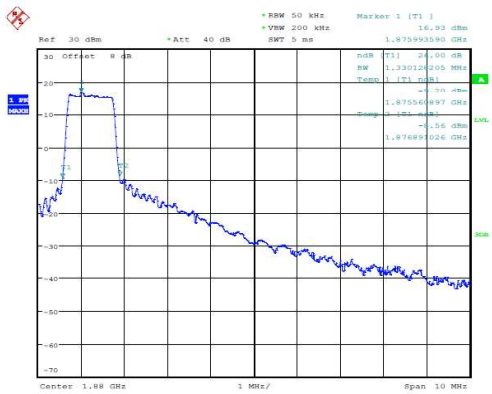	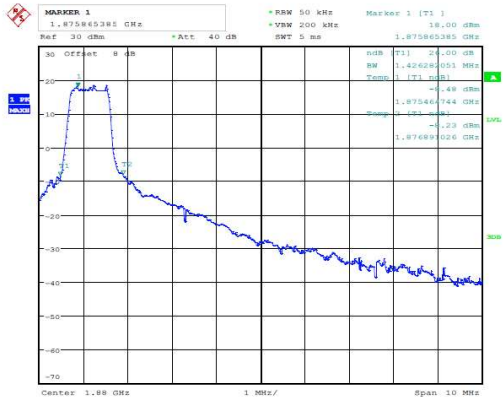
99%	
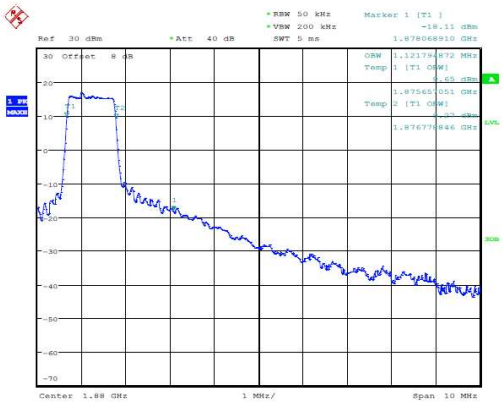	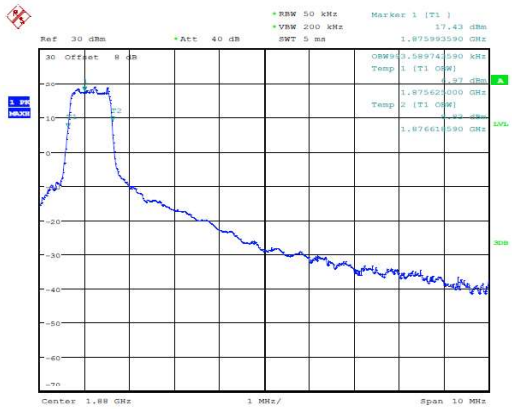

LTE Band 2_ Channel Bandwidth: 15 MHz	
QPSK	16QAM
-26dBc	
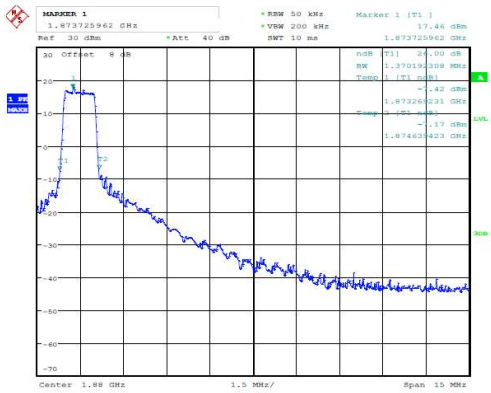	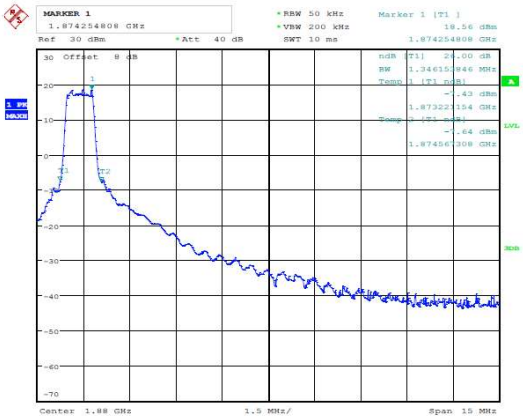
99%	
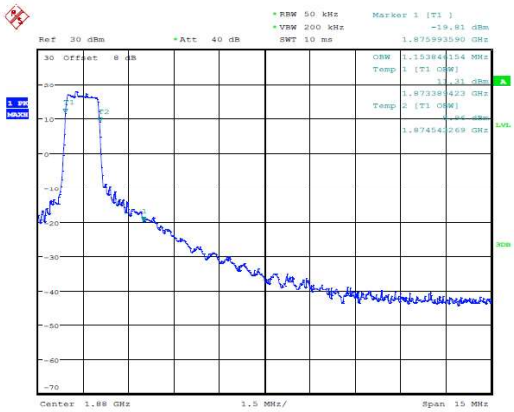	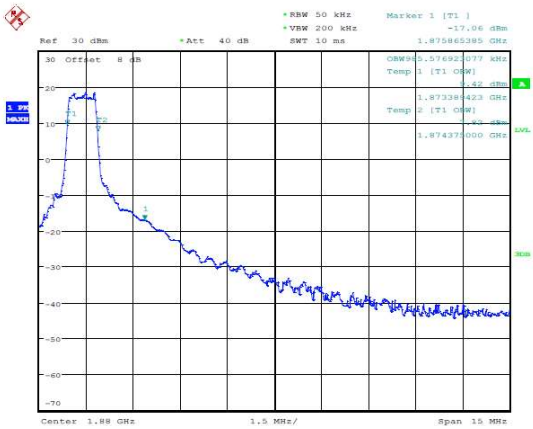

LTE Band 2_ Channel Bandwidth: 20 MHz	
QPSK	16QAM
-26dBc	
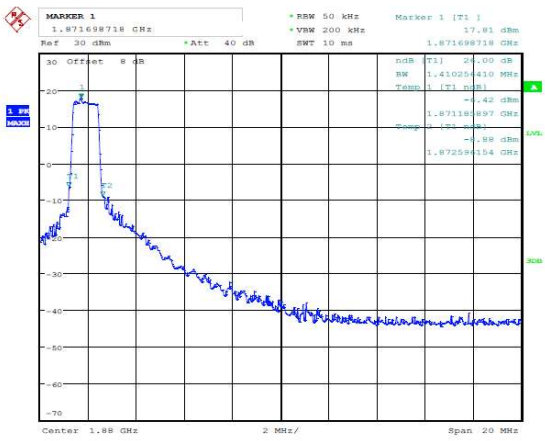	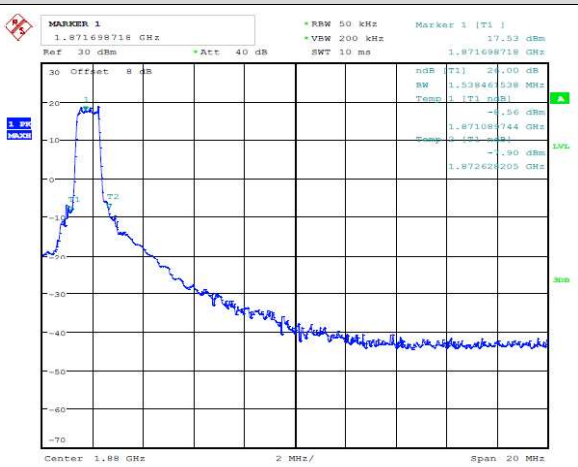
99%	
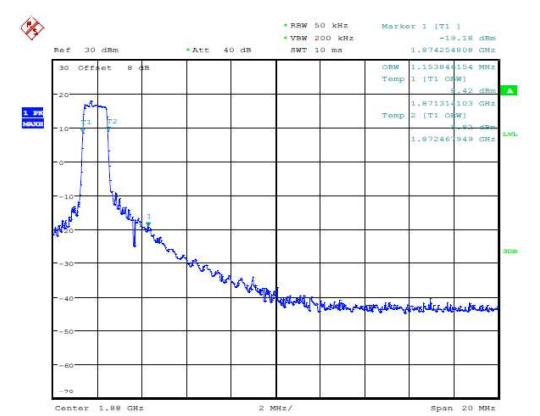	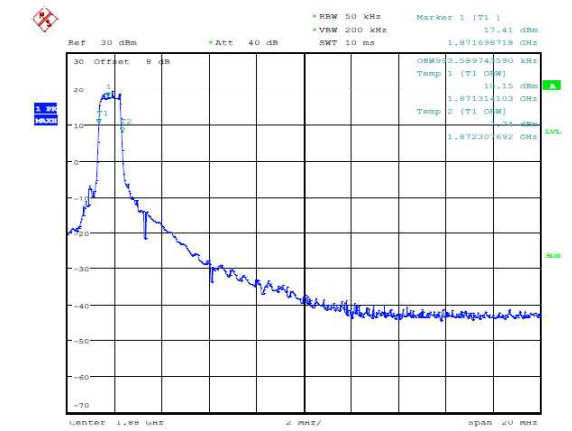

5.5.2 LTE Band 4

LTE Band 4			
Bandwidth	Modulation	Bandwidth(MHz)	
		99% Power	-26dBc
1.4MHz	QPSK	1.11	1.33
	16QAM	0.99	1.18
3MHz	QPSK	1.13	1.41
	16QAM	0.98	1.25
5MHz	QPSK	1.13	1.35
	16QAM	1.00	1.23
10MHz	QPSK	1.12	1.33
	16QAM	0.94	1.43
15MHz	QPSK	1.15	1.39
	16QAM	0.96	1.32
20MHz	QPSK	1.15	1.41
	16QAM	0.99	1.12

LTE Band 4_ Channel Bandwidth: 1.4 MHz	
QPSK	16QAM
-26dBc	
	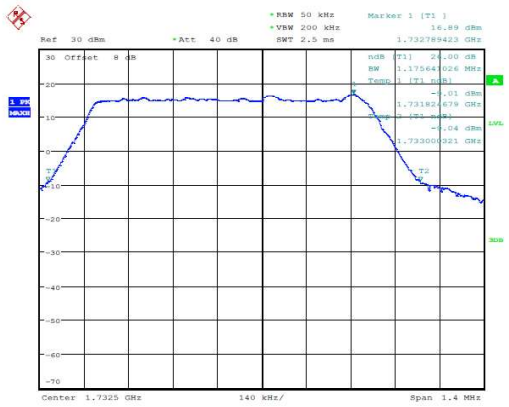
99%	
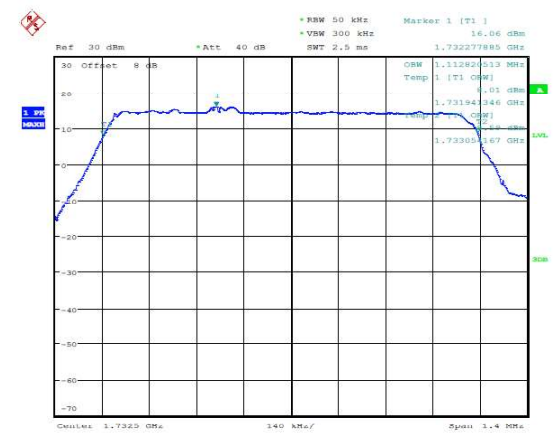	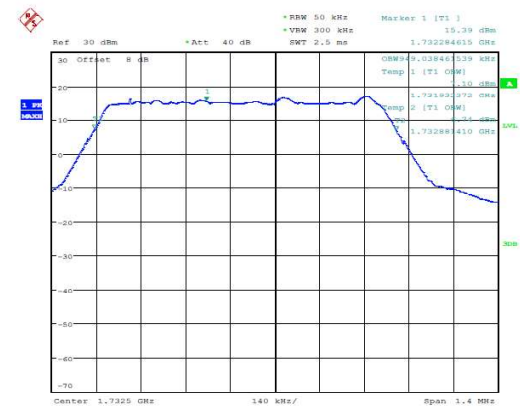

LTE Band 4_ Channel Bandwidth: 3 MHz	
QPSK	16QAM
-26dBc	
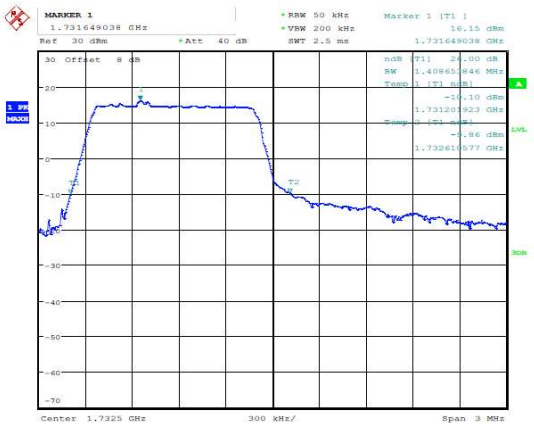	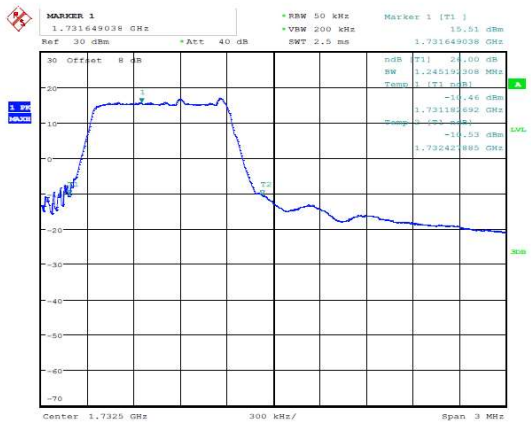
99%	
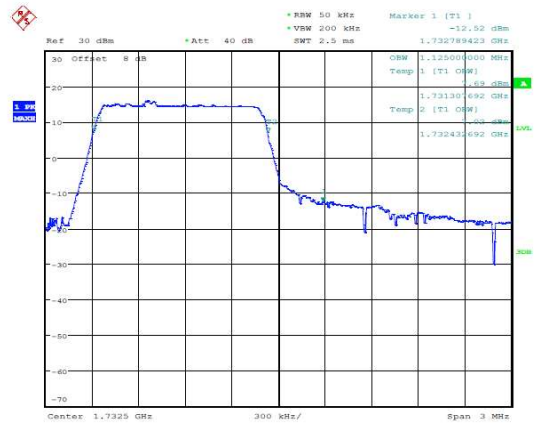	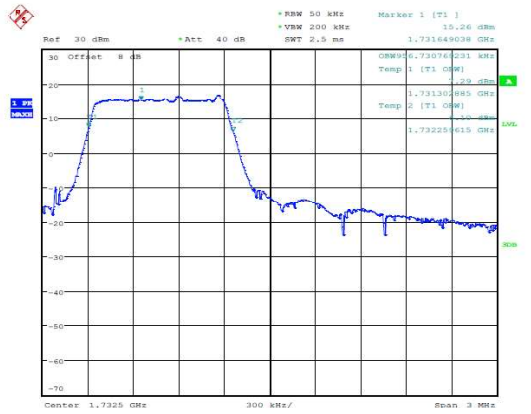

LTE Band 4_ Channel Bandwidth: 5 MHz	
QPSK	16QAM
-26dBc	
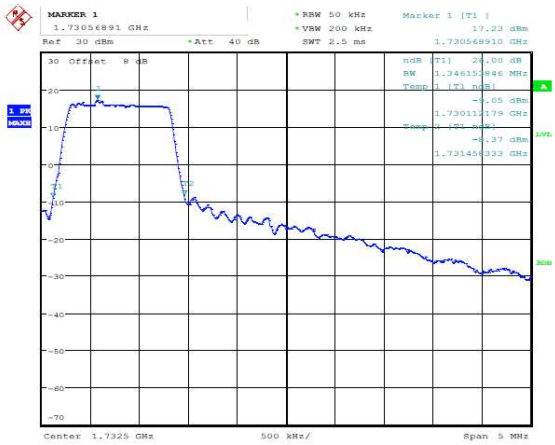	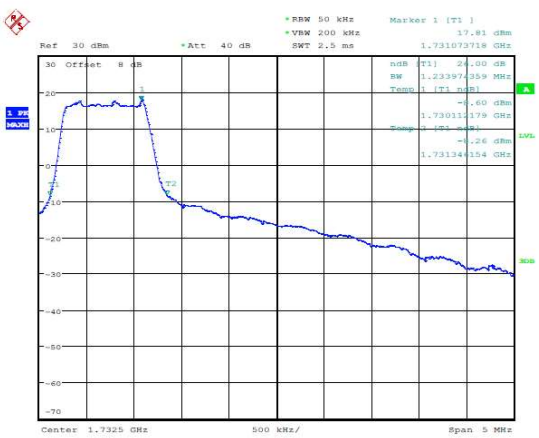
99%	
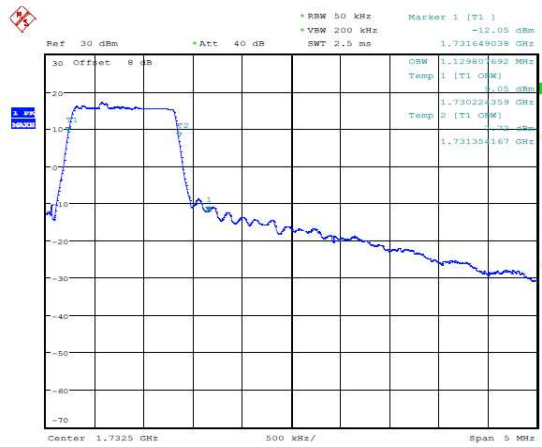	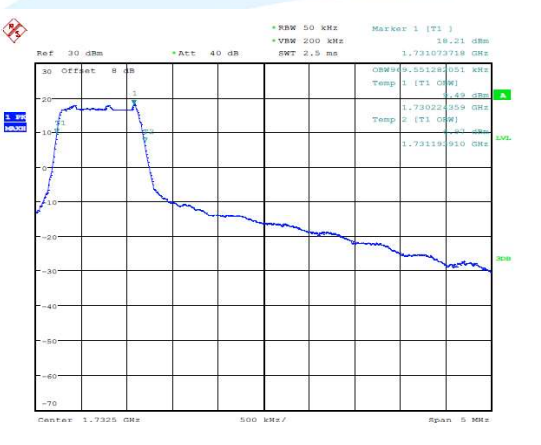

LTE Band 4_ Channel Bandwidth: 10 MHz	
QPSK	16QAM
-26dBc	
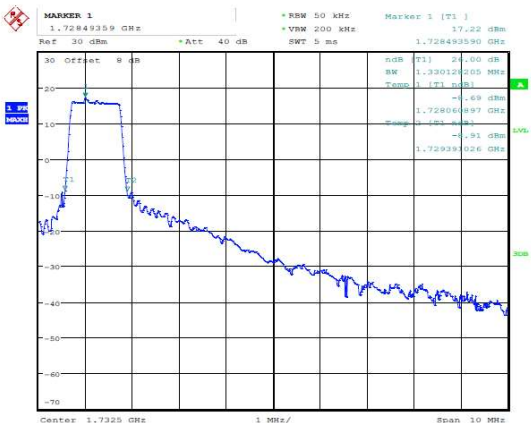	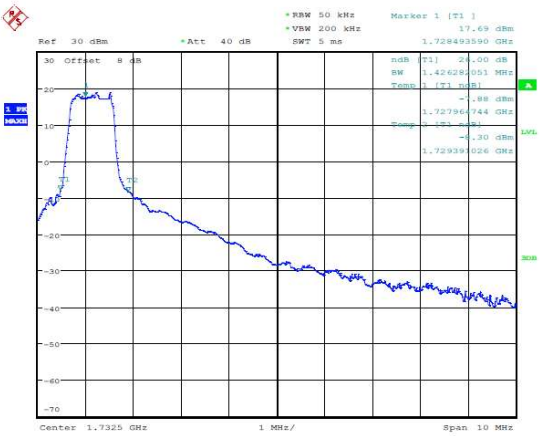
99%	
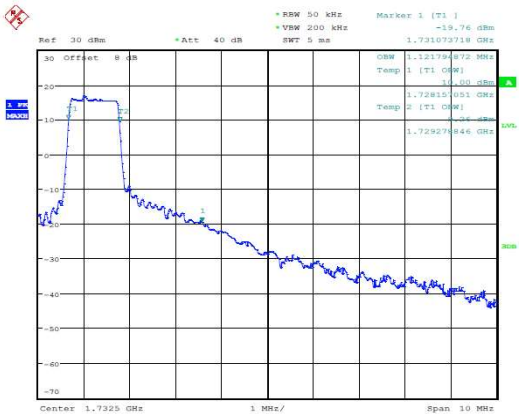	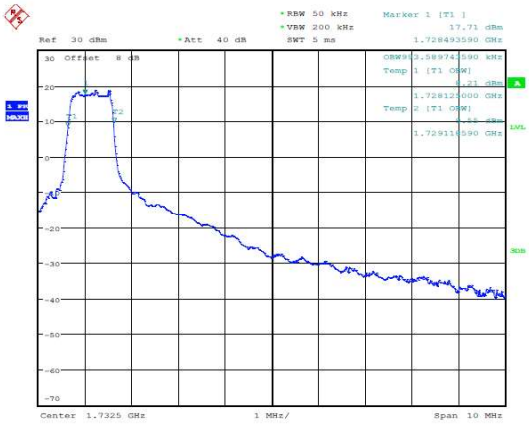

LTE Band 2_ Channel Bandwidth: 15 MHz	
QPSK	16QAM
-26dBc	
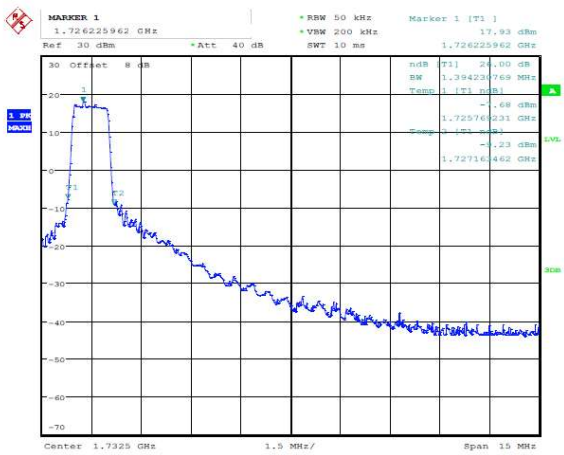	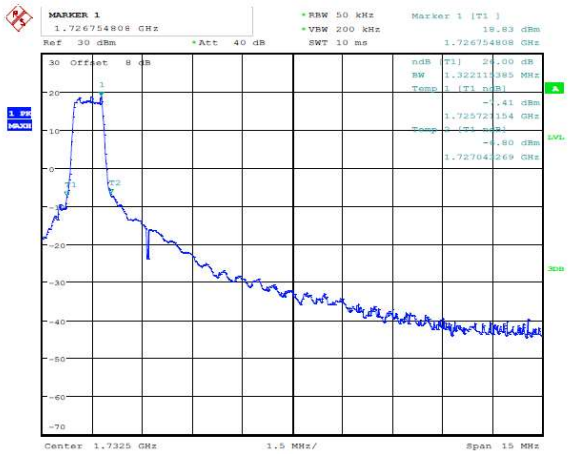
99%	
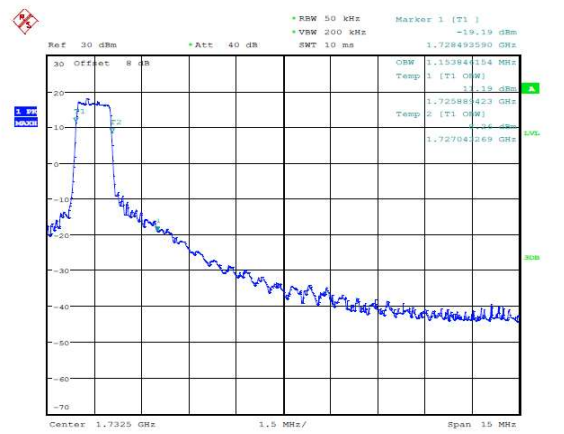	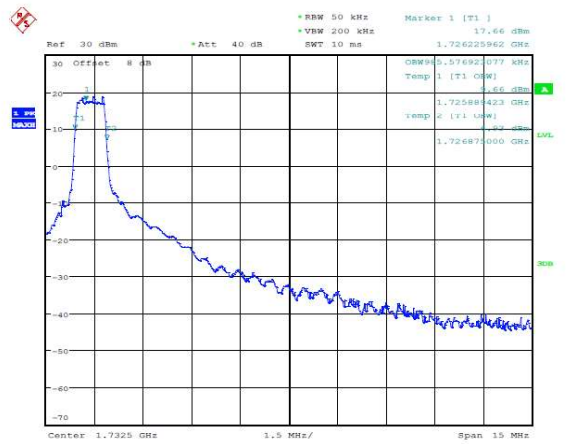

LTE Band 4_ Channel Bandwidth: 20 MHz	
QPSK	16QAM
-26dBc	
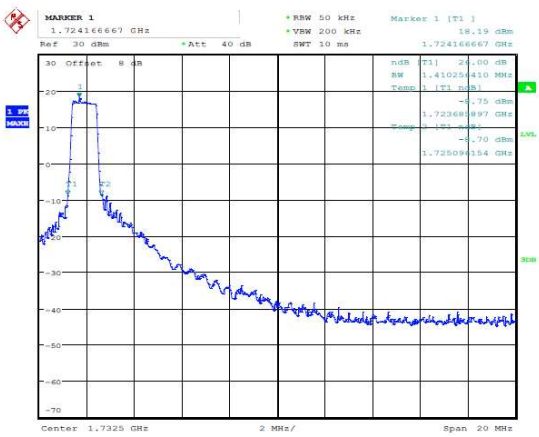	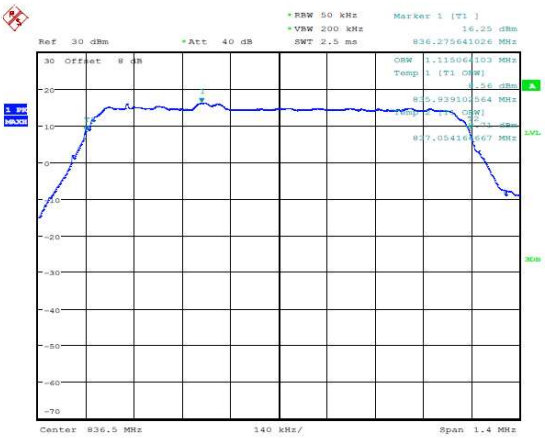
99%	
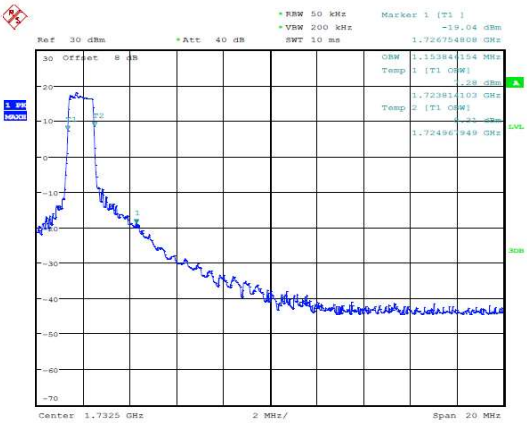	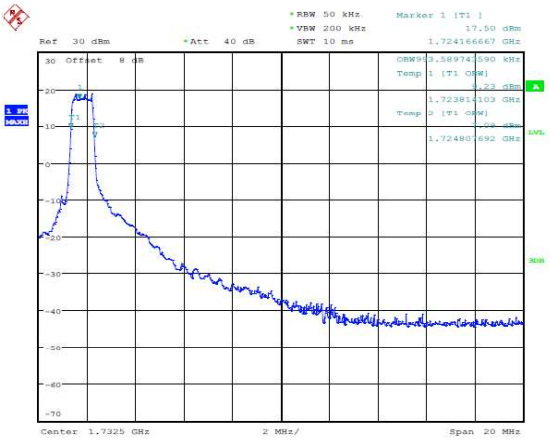

5.5.3 LTE Band 5

LTE Band 5			
Bandwidth	Modulation	Bandwidth(MHz)	
		99% Power	-26dBc
1.4MHz	QPSK	1.12	1.40
	16QAM	0.95	1.20
3MHz	QPSK	1.12	1.40
	16QAM	0.95	1.20
5MHz	QPSK	1.12	1.35
	16QAM	0.97	1.27
10MHz	QPSK	1.12	1.33
	16QAM	0.99	1.31

LTE Band 5_ Channel Bandwidth: 1.4 MHz	
QPSK	16QAM
-26dBc	
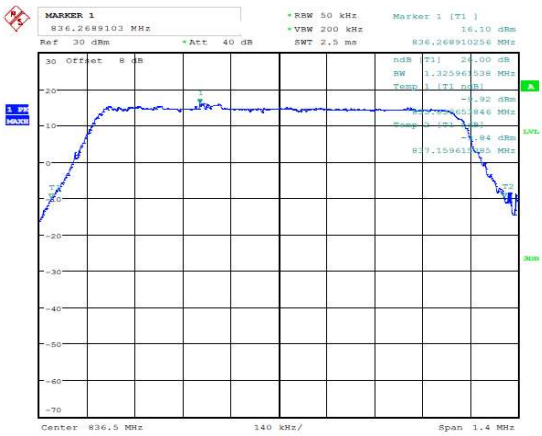	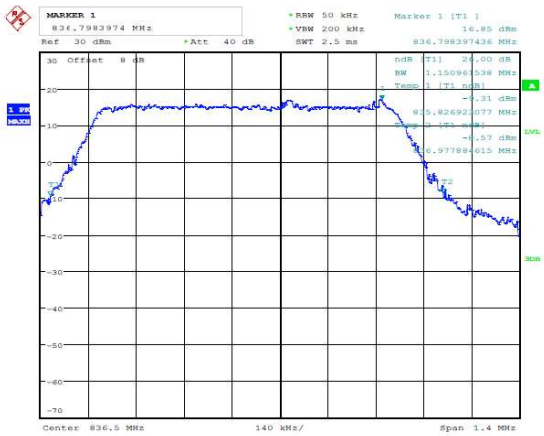
99%	
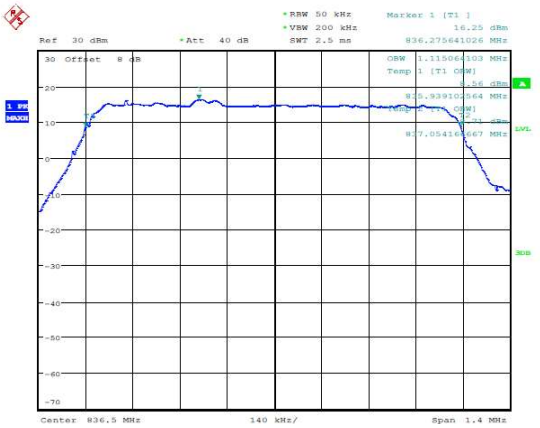	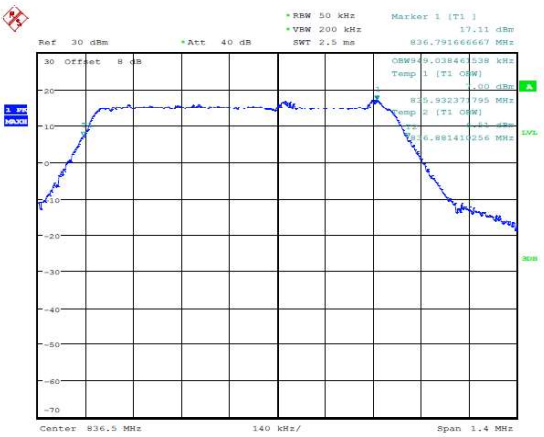

LTE Band 5_ Channel Bandwidth: 3 MHz	
QPSK	16QAM
-26dBc	
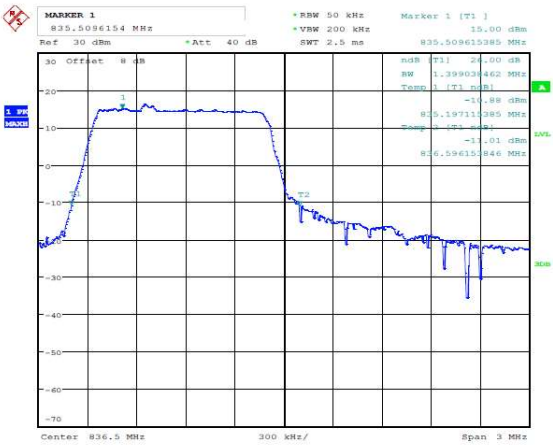	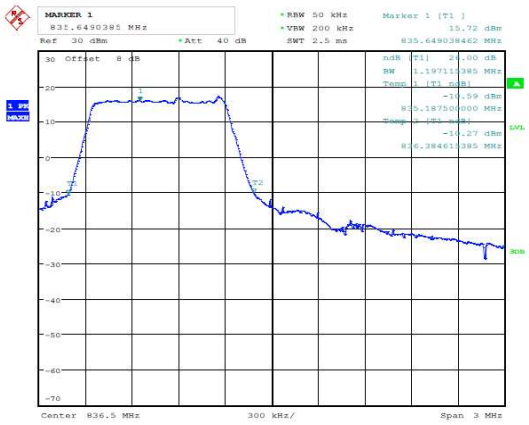
99%	
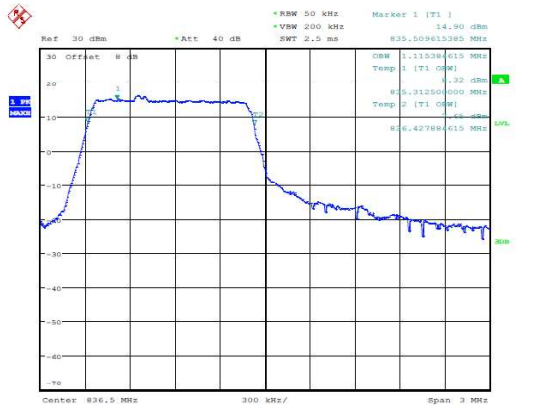	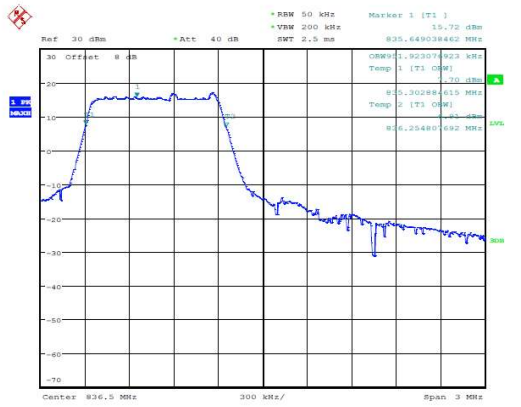

LTE Band 5_ Channel Bandwidth: 5 MHz	
QPSK	16QAM
-26dBc	
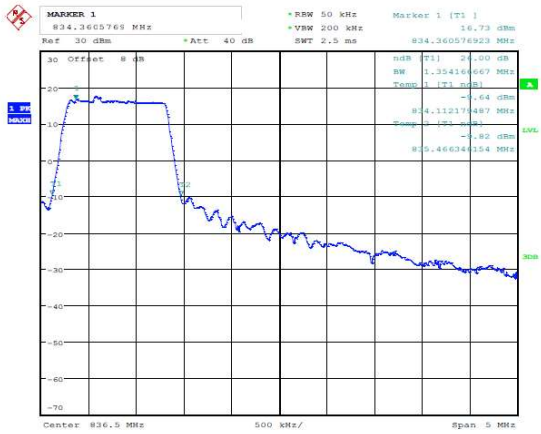	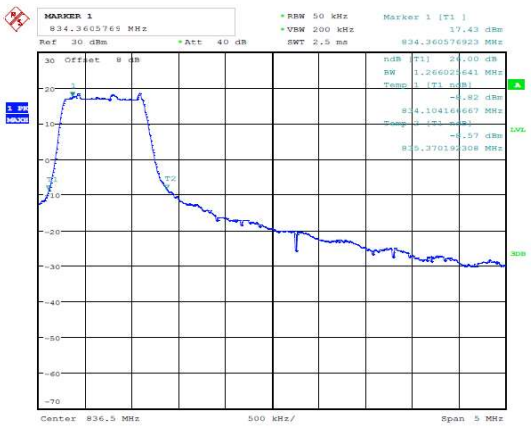
99%	
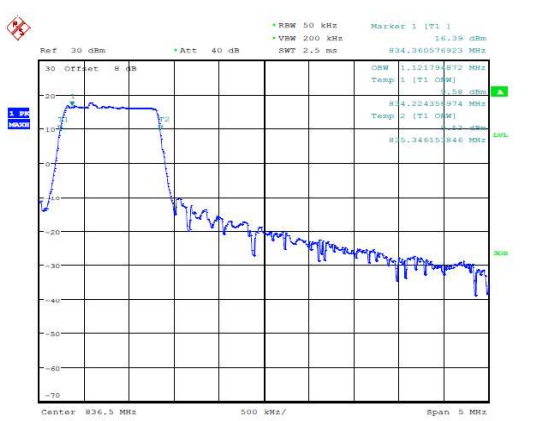	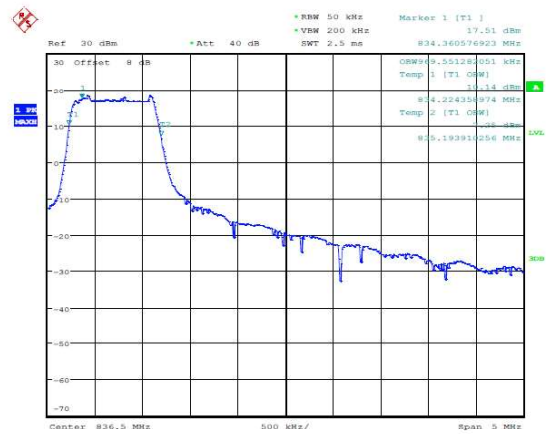

LTE Band 5_ Channel Bandwidth: 10 MHz	
QPSK	16QAM
-26dBc	
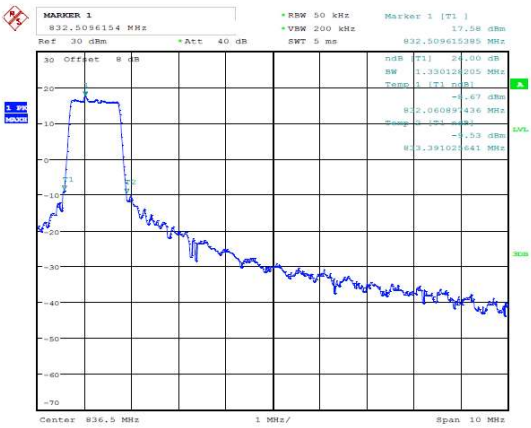	
99%	
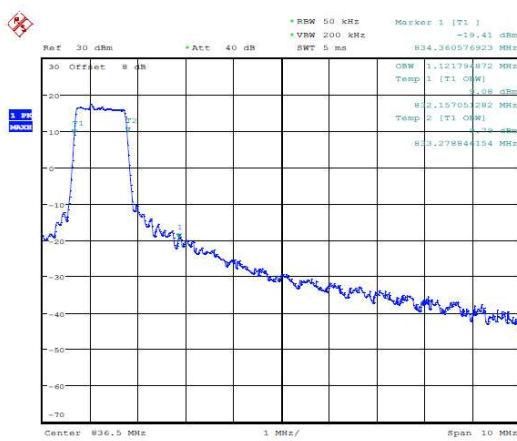	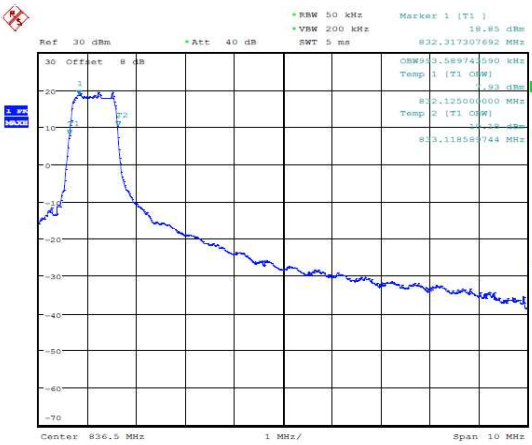

5.5.4 LTE Band 12

LTE Band 12			
Bandwidth	Modulation	Bandwidth(MHz)	
		99% Power	-26dBc
1.4MHz	QPSK	1.11	1.39
	16QAM	0.95	1.27
3MHz	QPSK	1.12	1.39
	16QAM	0.96	1.29
5MHz	QPSK	1.13	1.37
	16QAM	0.97	1.34
10MHz	QPSK	1.12	1.36
	16QAM	0.99	1.51

LTE Band 12_ Channel Bandwidth: 1.4 MHz	
QPSK	16QAM
-26dBc	
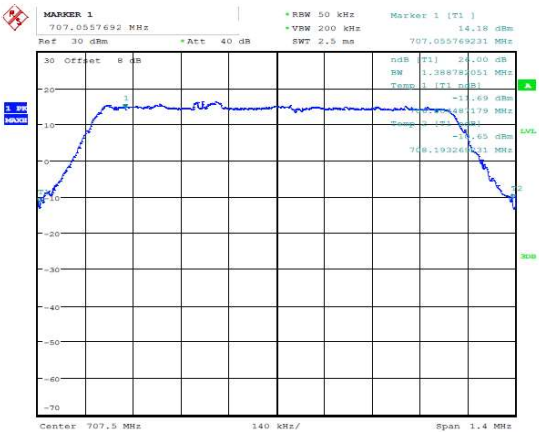	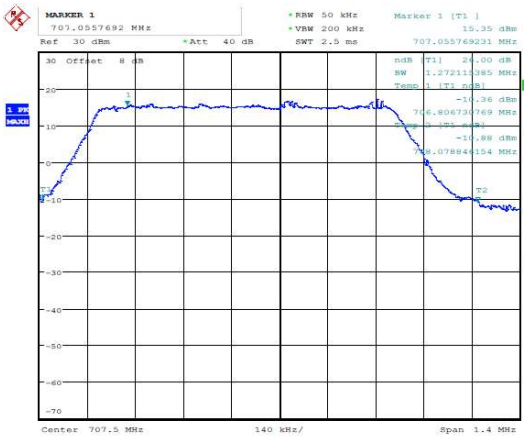
99%	
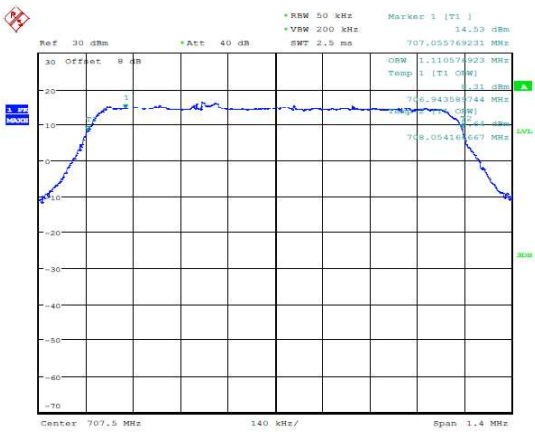	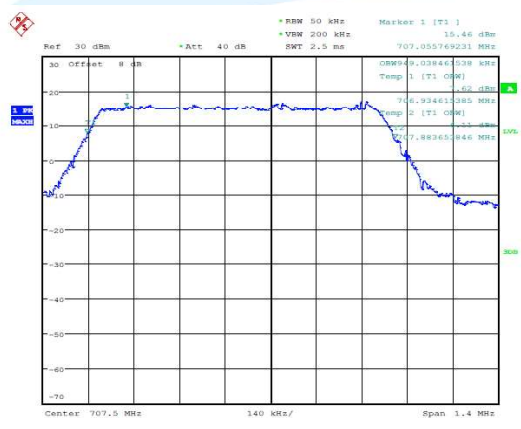

LTE Band 12_ Channel Bandwidth: 3 MHz	
QPSK	16QAM
-26dBc	
	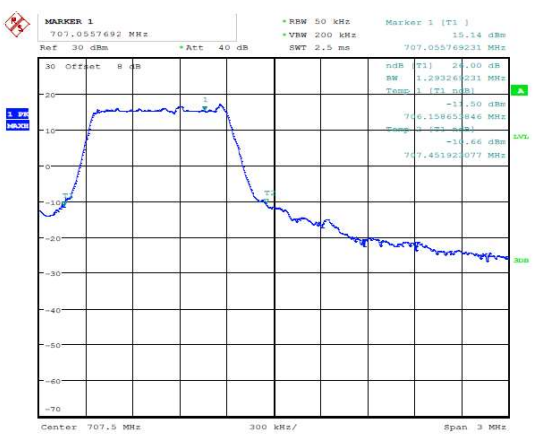
99%	
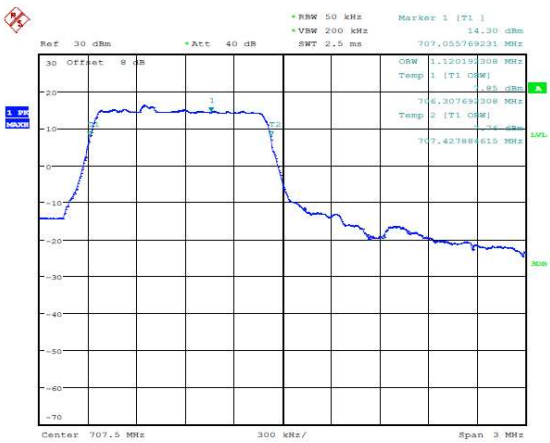	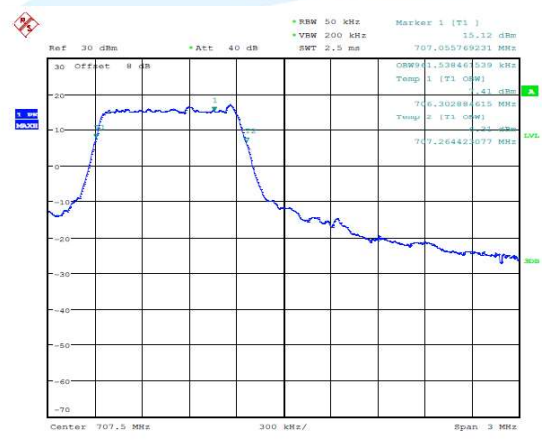

LTE Band 12_ Channel Bandwidth: 5 MHz	
QPSK	16QAM
-26dBc	
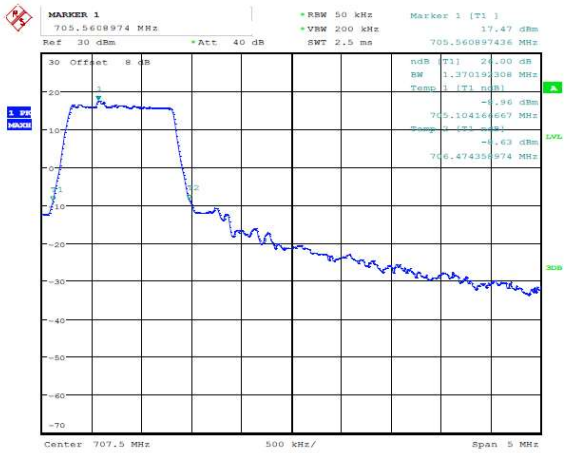	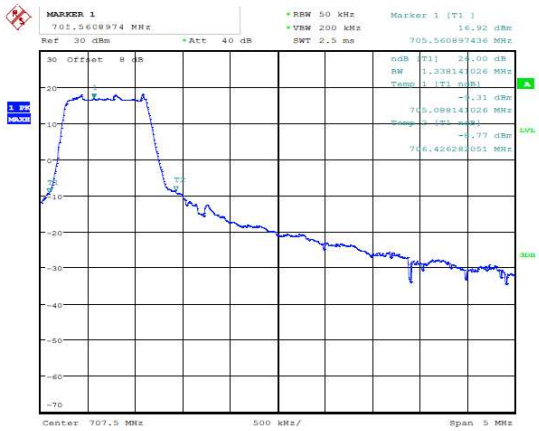
99%	
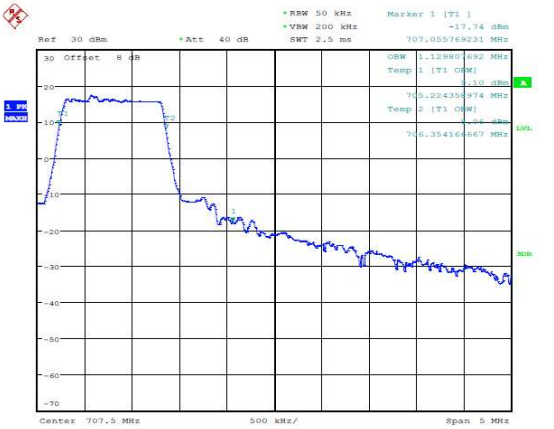	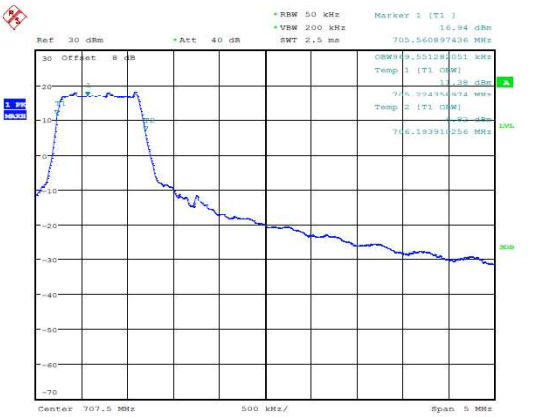

LTE Band 12_ Channel Bandwidth: 10 MHz	
QPSK	16QAM
-26dBc	
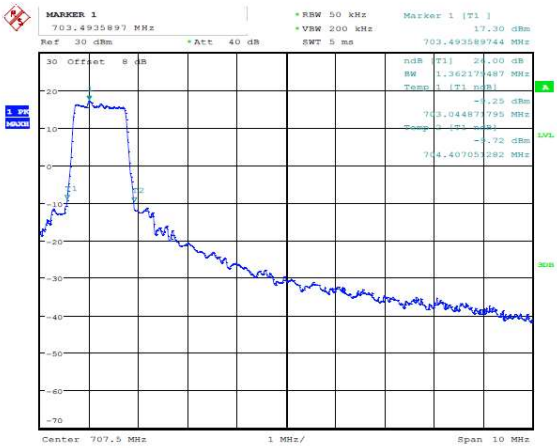	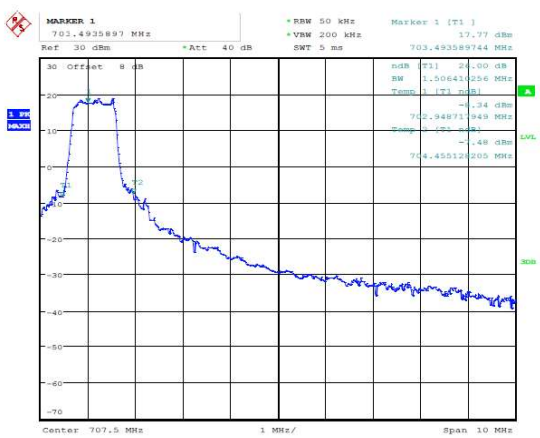
99%	
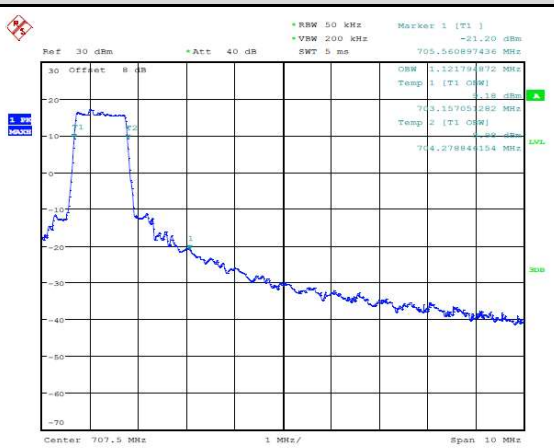	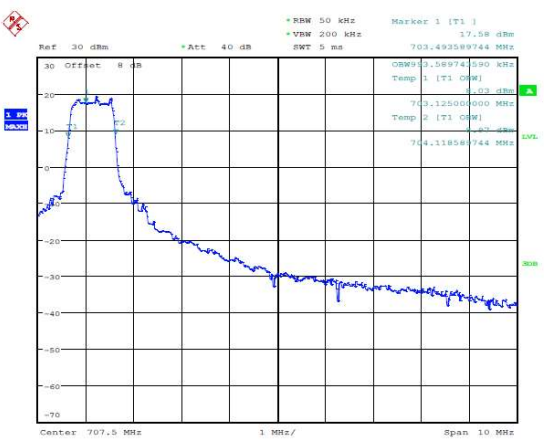

5.5.5 LTE Band 13

LTE Band 13			
Bandwidth	Modulation	Bandwidth(MHz)	
		99% Power	-26dBc
5MHz	QPSK	1.13	1.37
	16QAM	0.97	1.25
10MHz	QPSK	1.12	1.35
	16QAM	0.99	1.44

LTE Band 13_ Channel Bandwidth: 5 MHz	
QPSK	16QAM
-26dBc	
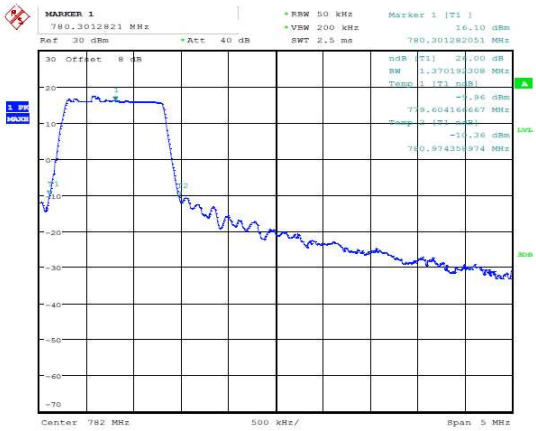	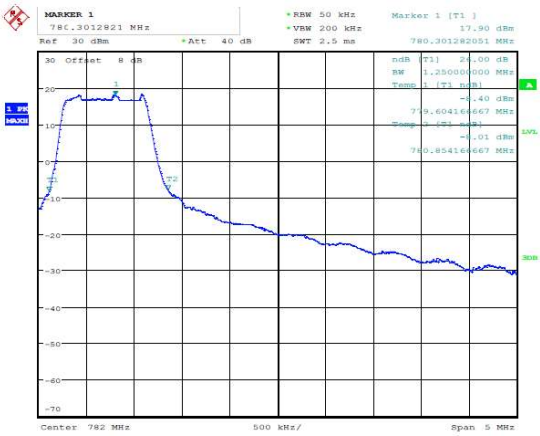
99%	
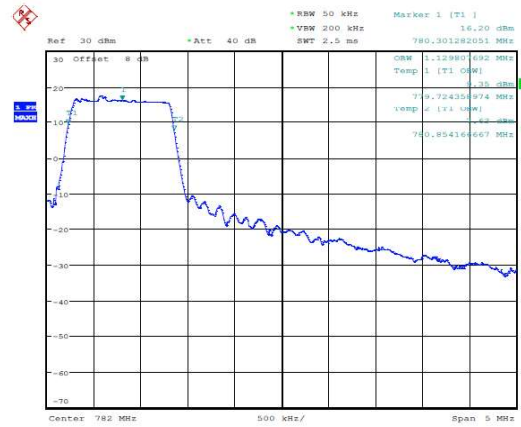	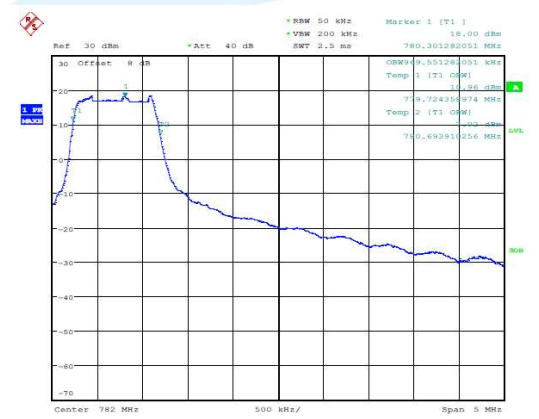

LTE Band 13_ Channel Bandwidth: 10 MHz	
QPSK	16QAM
-26dBc	
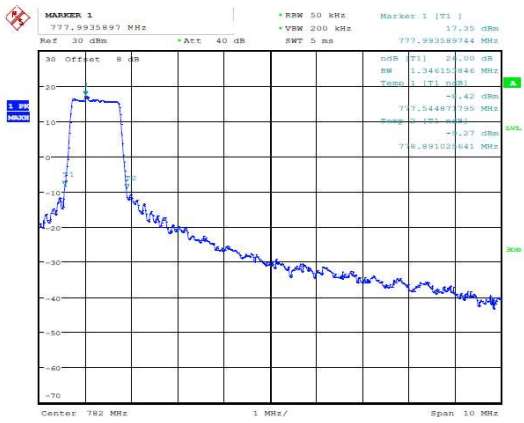	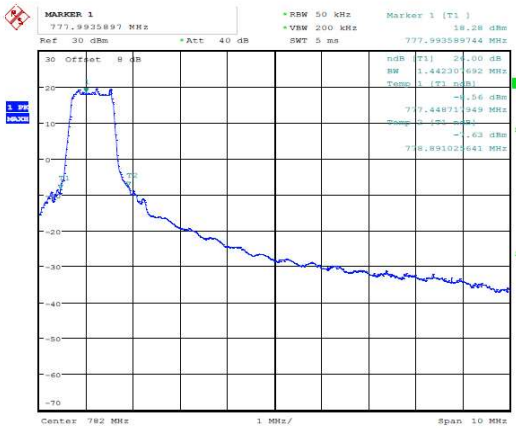
99%	
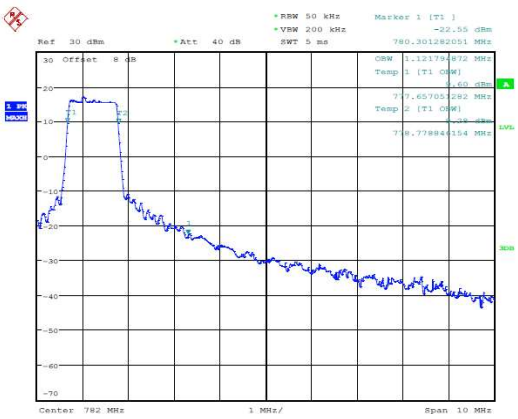	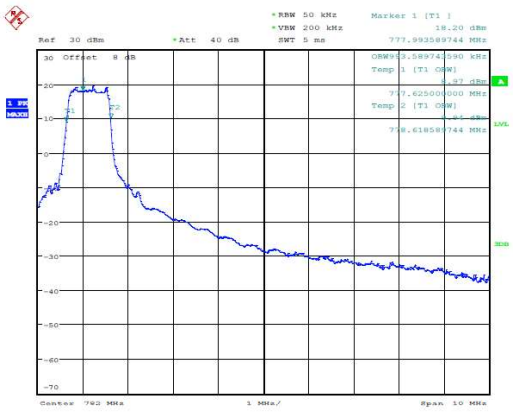

5.5.6 LTE Band 25

LTE Band 25			
Bandwidth	Modulation	Bandwidth(MHz)	
		99% Power	-26dBc
1.4MHz	QPSK	1.12	1.34
	16QAM	0.95	1.17
3MHz	QPSK	1.13	1.39
	16QAM	0.96	1.18
5MHz	QPSK	1.13	1.36
	16QAM	0.96	1.18
10MHz	QPSK	1.13	1.36
	16QAM	0.96	1.29
15MHz	QPSK	1.13	1.41
	16QAM	1.01	1.47
20MHz	QPSK	1.12	1.41
	16QAM	1.03	1.44

LTE Band 25_ Channel Bandwidth: 1.4 MHz	
QPSK	16QAM
-26dBc	
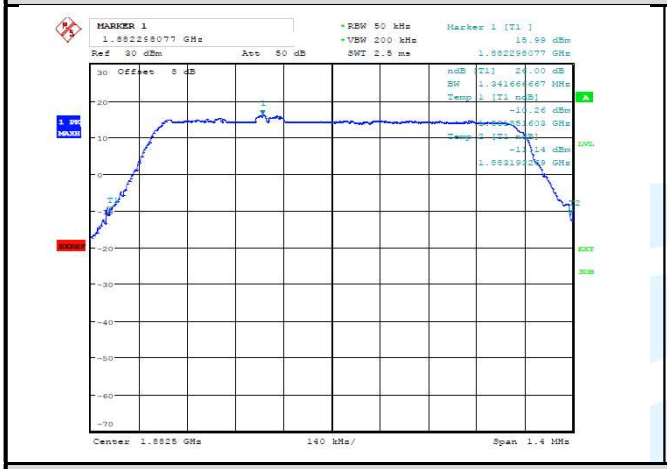	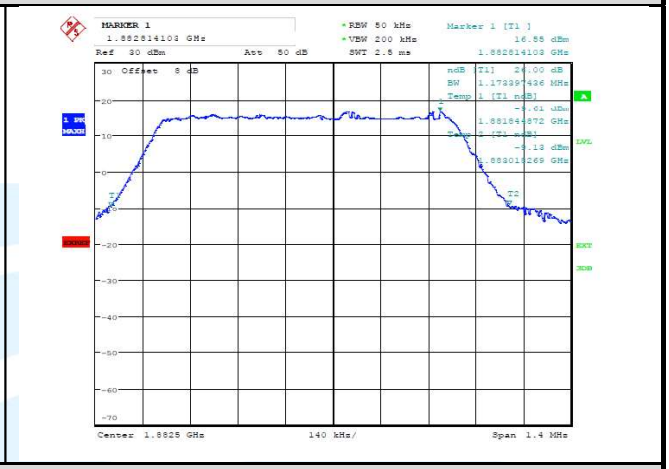
99%	
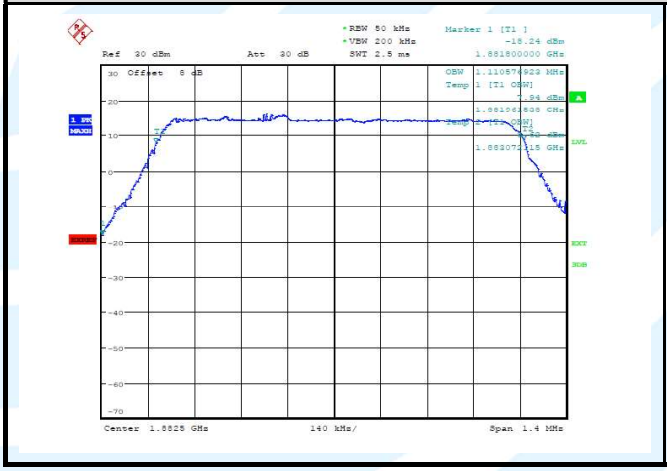	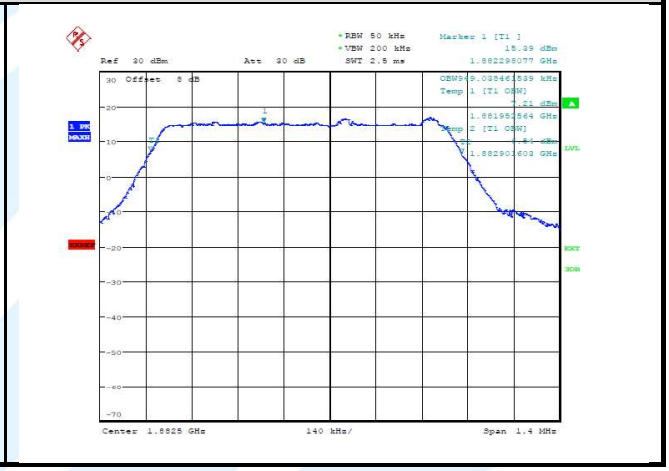

LTE Band 25_ Channel Bandwidth: 3 MHz	
QPSK	16QAM
-26dBc	
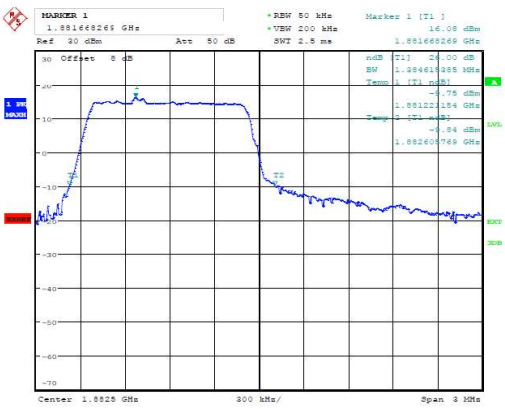	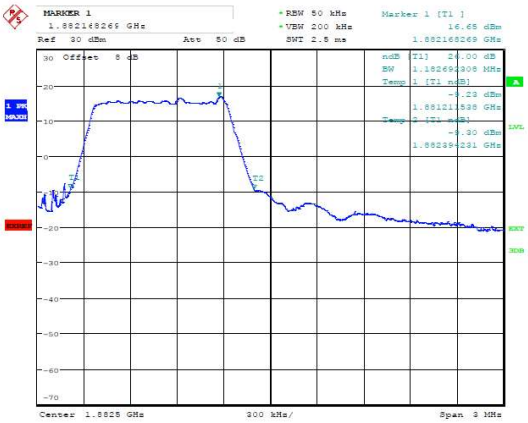
99%	
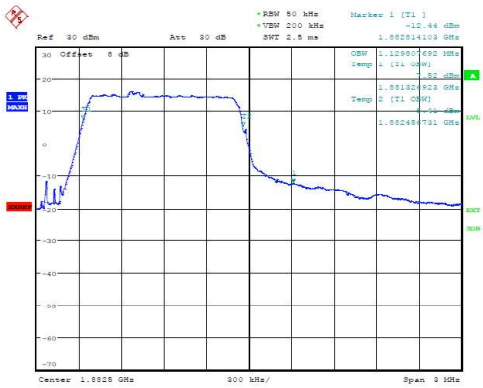	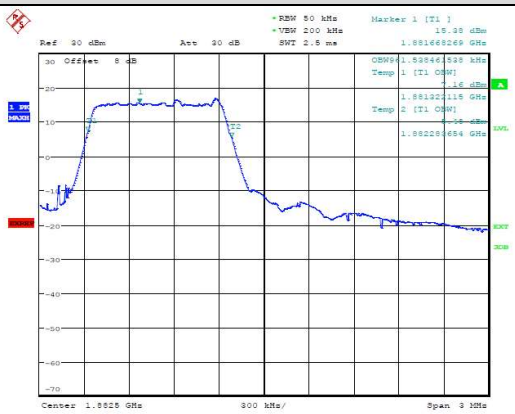

LTE Band 25_ Channel Bandwidth: 5 MHz	
QPSK	16QAM
-26dBc	
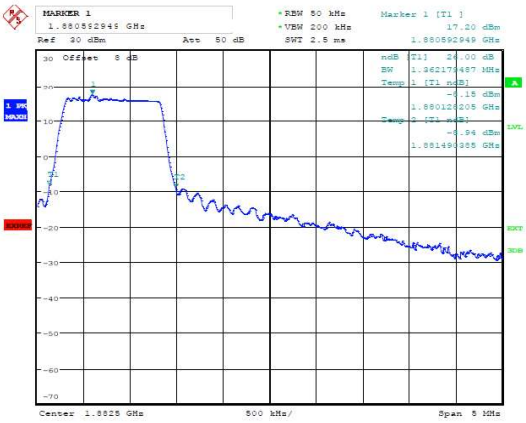	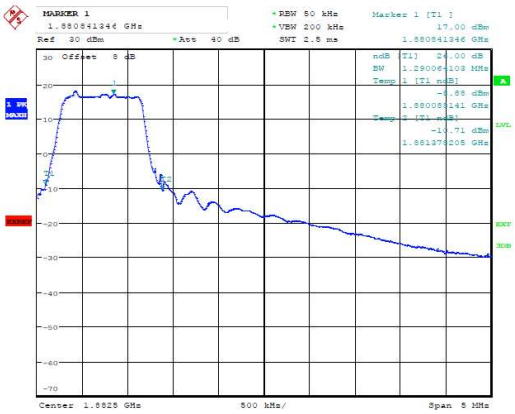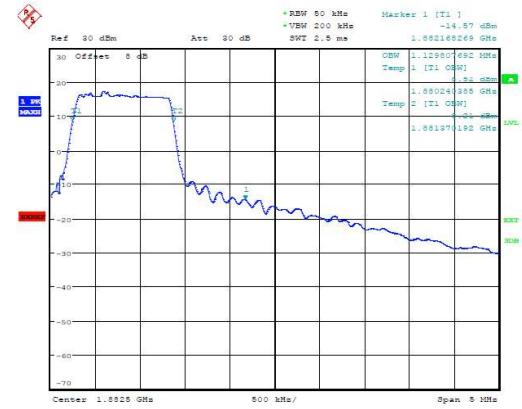
99%