Plot 1

Date/Time: 12/2/2015 10:51:09 PM Test Laboratory: Cetecom Inc. SAR 1 Lab

DUT: Cambridge; Type: Modem; Serial: 20150171228
Communication System: GPRS-FDD (TDMA, GMSK, TN 0-1); Frequency: 836.6 MHz
Medium: MSL900_Batch 100818-1
Medium parameters used (interpolated): f = 836.6 MHz; σ = 1.001 mho/m; ε_r = 55.296; ρ = 1000 kg/m^3
Phantom section: Flat Section
Measurement Standard: DASY5 (IEEE/IEC/ANSI C63.19-2007)
Procedure Notes: Test Technician: John; Air Temperature: 21.6C; Medium Temperature: 20.2C; Comments: ;

DASY Configuration:

- Probe: ES3DV3 - SN3260; ConvF(6.14, 6.14, 6.14); Calibrated: 3/19/2014;
- Sensor-Surface: 3mm (Mechanical Surface Detection), z = 2.0, 32.0
- Electronics: DAE4 Sn1233; Calibrated: 3/17/2014
- Phantom: SAM; Type: QD 000 P40 CC; Serial: 1592
- DASY52 52.8.1(838);

GSM 850/Top 20mm/Area Scan (9x14x1): Measurement grid: dx=12mm, dy=12mm
Info: Interpolated medium parameters used for SAR evaluation.
Maximum value of SAR (measured) = 0.0775 mW/g

GSM 850/Top 20mm/Zoom Scan (6x6x7)/Cube 0: Measurement grid: dx=8mm, dy=8mm, dz=5mm
Reference Value = 5.461 V/m; Power Drift = 0.04 dB
Peak SAR (extrapolated) = 0.093 mW/g
SAR(1 g) = 0.071 mW/g; SAR(10 g) = 0.054 mW/g
Info: Interpolated medium parameters used for SAR evaluation.
Maximum value of SAR (measured) = 0.0787 mW/g

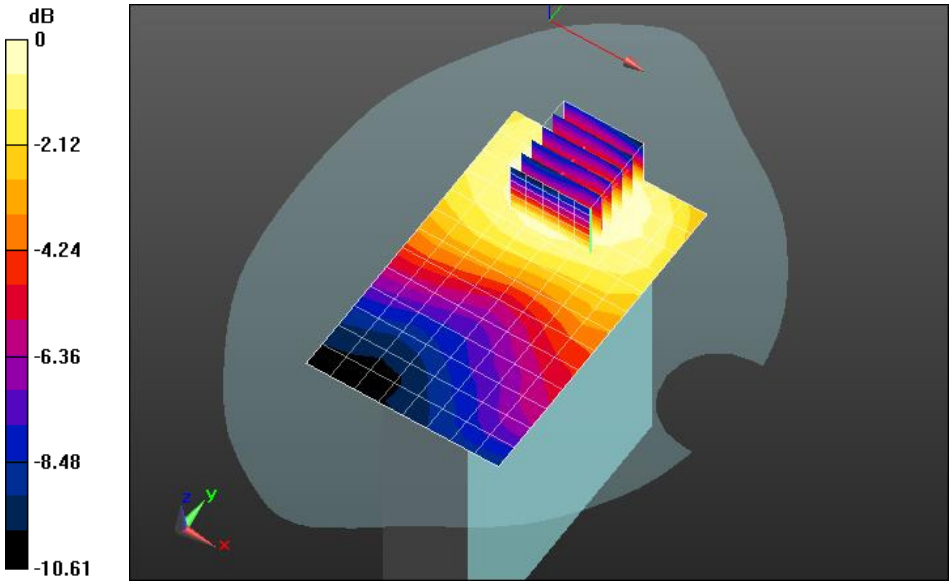

0 dB = 0.0775 mW/g = -22.22 dB mW/g

Plot 2

Date/Time: 12/2/2015 11:20:46 PM Test Laboratory: Cetecom Inc. SAR 1 Lab

DUT: Cambridge; Type: Modem; Serial: 20150171228
Communication System: GPRS-FDD (TDMA, GMSK, TN 0-1); Frequency: 836.6 MHz
Medium: MSL900_Batch 100818-1
Medium parameters used (interpolated): f = 836.6 MHz; σ = 1.001 mho/m; ε_r = 55.296; ρ = 1000 kg/m^3
Phantom section: Flat Section
Measurement Standard: DASY5 (IEEE/IEC/ANSI C63.19-2007)
Procedure Notes: Test Technician: John; Air Temperature: 21.4C; Medium Temperature: 20C; Comments: ;

DASY Configuration:

- Probe: ES3DV3 - SN3260; ConvF(6.14, 6.14, 6.14); Calibrated: 3/19/2014;
- Sensor-Surface: 3mm (Mechanical Surface Detection), z = 2.0, 32.0
- Electronics: DAE4 Sn1233; Calibrated: 3/17/2014
- Phantom: SAM; Type: QD 000 P40 CC; Serial: 1592
- DASY52 52.8.1(838);

GSM 850/Right 20mm/Area Scan (11x12x1): Measurement grid: dx=15mm, dy=15mm
Info: Interpolated medium parameters used for SAR evaluation.
Maximum value of SAR (measured) = 0.806 mW/g

GSM 850/Right 20mm/Zoom Scan (5x5x7)/Cube 0: Measurement grid: dx=8mm, dy=8mm, dz=5mm
Reference Value = 29.044 V/m; Power Drift = 0.00 dB
Peak SAR (extrapolated) = 0.955 mW/g
SAR(1 g) = 0.731 mW/g; SAR(10 g) = 0.540 mW/g
Info: Interpolated medium parameters used for SAR evaluation.
Maximum value of SAR (measured) = 0.814 mW/g

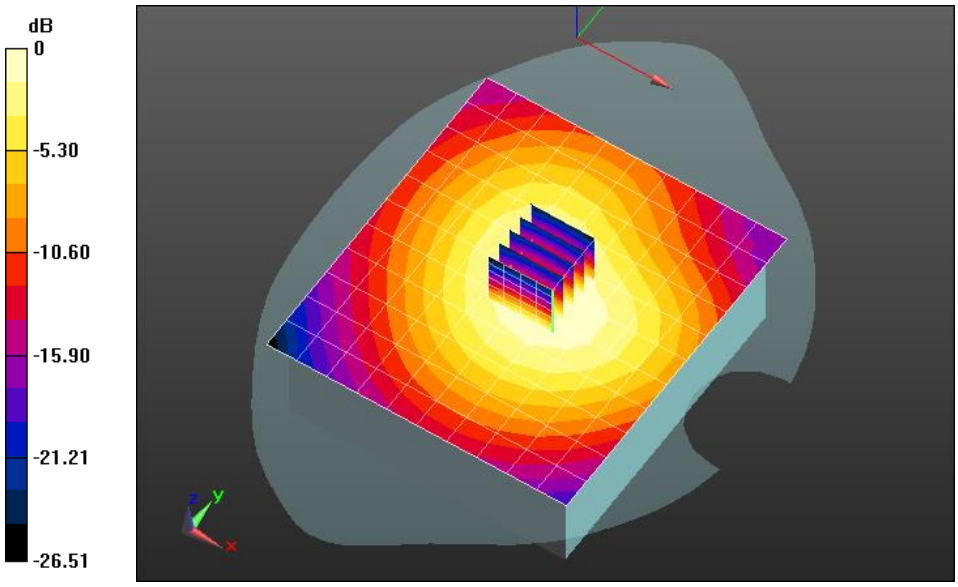

0 dB = 0.806 mW/g = -1.87 dB mW/g

Plot 3

Date/Time: 12/2/2015 11:43:57 PM Test Laboratory: Cetecom Inc. SAR 1 Lab

DUT: Cambridge; Type: Modem; Serial: 20150171228
Communication System: GPRS-FDD (TDMA, GMSK, TN 0-1); Frequency: 836.6 MHz
Medium: MSL900_Batch 100818-1
Medium parameters used (interpolated): f = 836.6 MHz; σ = 1.001 mho/m; ε_r = 55.296; ρ = 1000 kg/m^3
Phantom section: Flat Section
Measurement Standard: DASY5 (IEEE/IEC/ANSI C63.19-2007)
Procedure Notes: Test Technician: John; Air Temperature: 21.6C; Medium Temperature: 20C; Comments: ;

DASY Configuration:

- Probe: ES3DV3 - SN3260; ConvF(6.14, 6.14, 6.14); Calibrated: 3/19/2014;
- Sensor-Surface: 3mm (Mechanical Surface Detection (Locations From Previous Scan Used)), Sensor-Surface: 3mm (Mechanical Surface Detection), z = 2.0, 32.0
- Electronics: DAE4 Sn1233; Calibrated: 3/17/2014
- Phantom: SAM; Type: QD 000 P40 CC; Serial: 1592
- DASY52 52.8.1(838);

GSM 850/Left 20mm/Area Scan (11x12x1): Measurement grid: dx=15mm, dy=15mm
Info: Interpolated medium parameters used for SAR evaluation.
Maximum value of SAR (measured) = 0.704 mW/g

GSM 850/Left 20mm/Zoom Scan (5x5x7)/Cube 0: Measurement grid: dx=8mm, dy=8mm, dz=5mm
Reference Value = 27.917 V/m; Power Drift = -0.07 dB
Peak SAR (extrapolated) = 0.850 mW/g
SAR(1 g) = 0.656 mW/g; SAR(10 g) = 0.488 mW/g
Info: Interpolated medium parameters used for SAR evaluation.
Maximum value of SAR (measured) = 0.730 mW/g

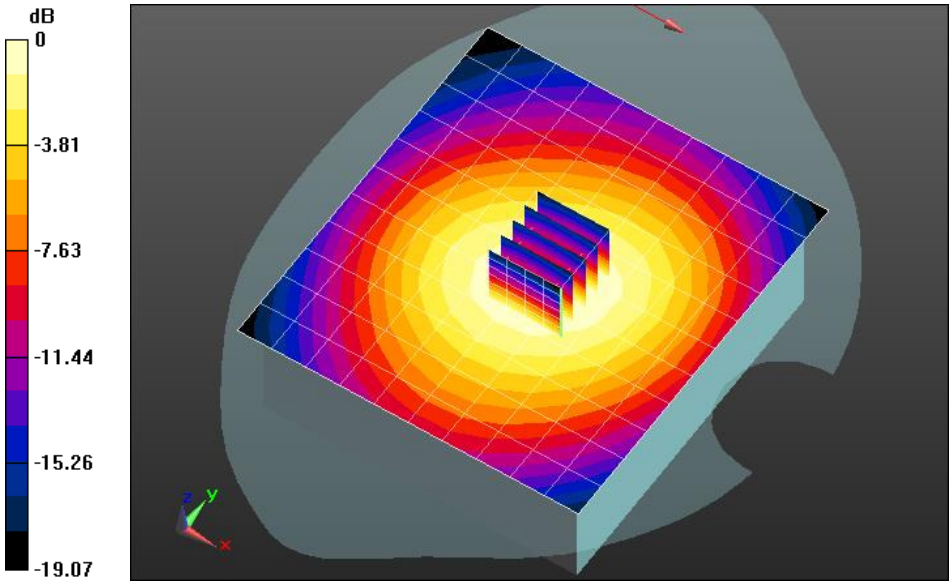

0 dB = 0.704 mW/g = -3.05 dB mW/g

Plot 4

Date/Time: 12/3/2015 12:02:26 AM Test Laboratory: Cetecom Inc. SAR 1 Lab

DUT: Cambridge; Type: Modem; Serial: 20150171228
Communication System: GPRS-FDD (TDMA, GMSK, TN 0-1); Frequency: 824.2 MHz
Medium: MSL900_Batch 100818-1
Medium parameters used (interpolated): f = 824.2 MHz; σ = 0.99 mho/m; ε_r = 55.425; ρ = 1000 kg/m^3
Phantom section: Flat Section
Measurement Standard: DASY5 (IEEE/IEC/ANSI C63.19-2007)
Procedure Notes: Test Technician: John; Air Temperature: 21.7C; Medium Temperature: 20C; Comments: ;

DASY Configuration:

- Probe: ES3DV3 - SN3260; ConvF(6.14, 6.14, 6.14); Calibrated: 3/19/2014;
- Sensor-Surface: 3mm (Mechanical Surface Detection (Locations From Previous Scan Used)), Sensor-Surface: 3mm (Mechanical Surface Detection), z = 2.0, 32.0
- Electronics: DAE4 Sn1233; Calibrated: 3/17/2014
- Phantom: SAM; Type: QD 000 P40 CC; Serial: 1592
- DASY52 52.8.1(838);

GSM 850/WC_Right 20mm_Ch 128/Area Scan (11x12x1): Measurement grid: dx=15mm, dy=15mm
Info: Interpolated medium parameters used for SAR evaluation.
Maximum value of SAR (measured) = 0.700 mW/g
GSM 850/WC_Right 20mm_Ch 128/Zoom Scan (5x5x7)/Cube 0: Measurement grid: dx=8mm, dy=8mm, dz=5mm
Reference Value = 27.323 V/m; Power Drift = 0.06 dB
Peak SAR (extrapolated) = 0.820 mW/g
SAR(1 g) = 0.635 mW/g; SAR(10 g) = 0.472 mW/g
Info: Interpolated medium parameters used for SAR evaluation.
Maximum value of SAR (measured) = 0.704 mW/g

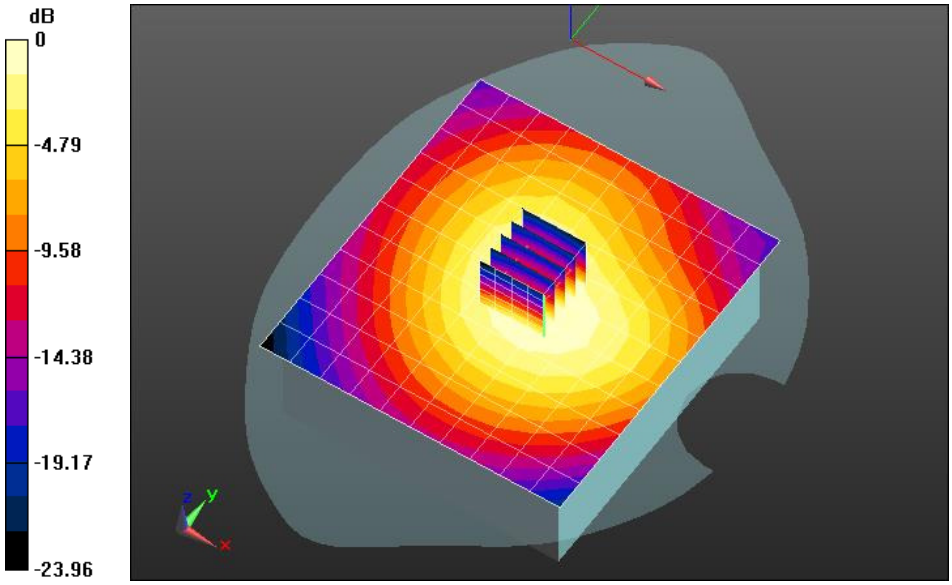

0 dB = 0.700 mW/g = -3.10 dB mW/g

Plot 5

Date/Time: 12/3/2015 12:18:42 AM Test Laboratory: Cetecom Inc. SAR 1 Lab

DUT: Cambridge; Type: Modem; Serial: 20150171228

Communication System: GPRS-FDD (TDMA, GMSK, TN 0-1); Frequency: 848.6 MHz

Medium: MSL900_Batch 100818-1

Medium parameters used: f = 849 MHz; σ = 1.013 mho/m; ε_r = 55.157; ρ = 1000 kg/m^3

Phantom section: Flat Section

Measurement Standard: DASY5 (IEEE/IEC/ANSI C63.19-2007)

Procedure Notes: Test Technician: John; Air Temperature: 21.5C; Medium Temperature: 20C; Comments: ;

DASY Configuration:

- Probe: ES3DV3 - SN3260; ConvF(6.14, 6.14, 6.14); Calibrated: 3/19/2014;
- Sensor-Surface: 3mm (Mechanical Surface Detection (Locations From Previous Scan Used)), Sensor-Surface: 3mm (Mechanical Surface Detection), z = 2.0, 32.0
- Electronics: DAE4 Sn1233; Calibrated: 3/17/2014
- Phantom: SAM; Type: QD 000 P40 CC; Serial: 1592
- DASY52 52.8.1(838);

GSM 850/WC_Right 20mm_Ch 251/Area Scan (11x12x1): Measurement grid: dx=15mm, dy=15mm

Maximum value of SAR (measured) = 0.857 mW/g

GSM 850/WC_Right 20mm_Ch 251/Zoom Scan (5x5x7)/Cube 0: Measurement grid: dx=8mm, dy=8mm, dz=5mm

Reference Value = 30.219 V/m; Power Drift = -0.01 dB

Peak SAR (extrapolated) = 1.041 mW/g

SAR(1 g) = 0.792 mW/g; SAR(10 g) = 0.583 mW/g

Maximum value of SAR (measured) = 0.887 mW/g

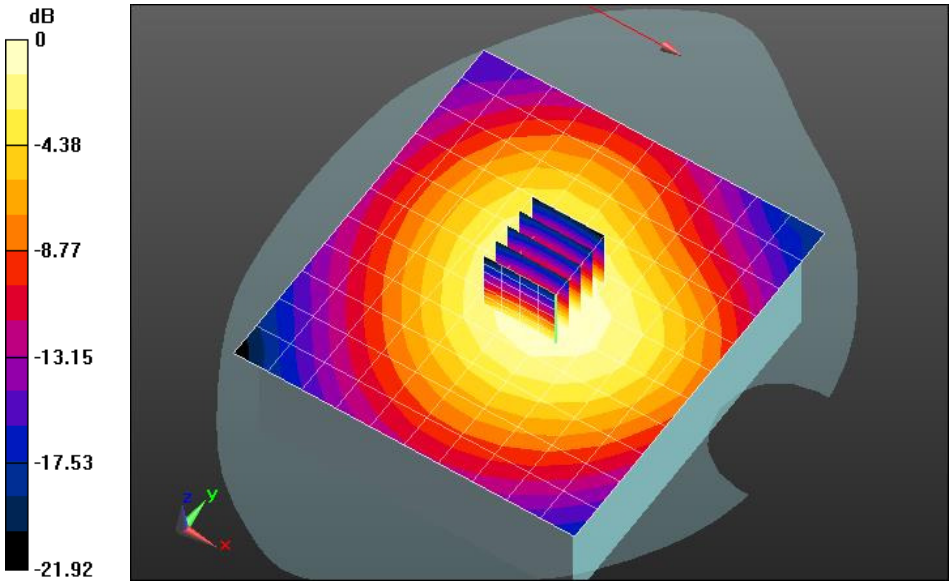

0 dB = 0.857 mW/g = -1.34 dB mW/g

Plot 6
Date/Time: 12/3/2015 12:52:20 AM Test Laboratory: Cetecom Inc. SAR 1 Lab

DUT: Cambridge; Type: Modem; Serial: 20150171228
Communication System: GPRS-FDD (TDMA, GMSK, TN 0-1); Frequency: 836.6 MHz
Medium: MSL900_Batch 100818-1
Medium parameters used (interpolated): f = 836.6 MHz; σ = 1.001 mho/m; ε_r = 55.296; ρ = 1000 kg/m^3
Phantom section: Flat Section
Measurement Standard: DASY5 (IEEE/IEC/ANSI C63.19-2007)
Procedure Notes: Test Technician: John; Air Temperature: 21.4C; Medium Temperature: 20C; Comments: ;

DASY Configuration:

- Probe: ES3DV3 - SN3260; ConvF(6.14, 6.14, 6.14); Calibrated: 3/19/2014;
- Sensor-Surface: 3mm (Mechanical Surface Detection (Locations From Previous Scan Used)), Sensor-Surface: 3mm (Mechanical Surface Detection), z = 2.0, 32.0
- Electronics: DAE4 Sn1233; Calibrated: 3/17/2014
- Phantom: SAM; Type: QD 000 P40 CC; Serial: 1592
- DASY52 52.8.1(838);

GSM 850/Right 20mm_Variability 1/Area Scan (11x12x1): Measurement grid: dx=15mm, dy=15mm
Info: Interpolated medium parameters used for SAR evaluation.
Maximum value of SAR (measured) = 0.810 mW/g
GSM 850/Right 20mm_Variability 1/Zoom Scan (5x5x7)/Cube 0: Measurement grid: dx=8mm, dy=8mm, dz=5mm
Reference Value = 29.451 V/m; Power Drift = -0.05 dB
Peak SAR (extrapolated) = 0.948 mW/g
SAR(1 g) = 0.732 mW/g; SAR(10 g) = 0.541 mW/g
Info: Interpolated medium parameters used for SAR evaluation.
Maximum value of SAR (measured) = 0.813 mW/g

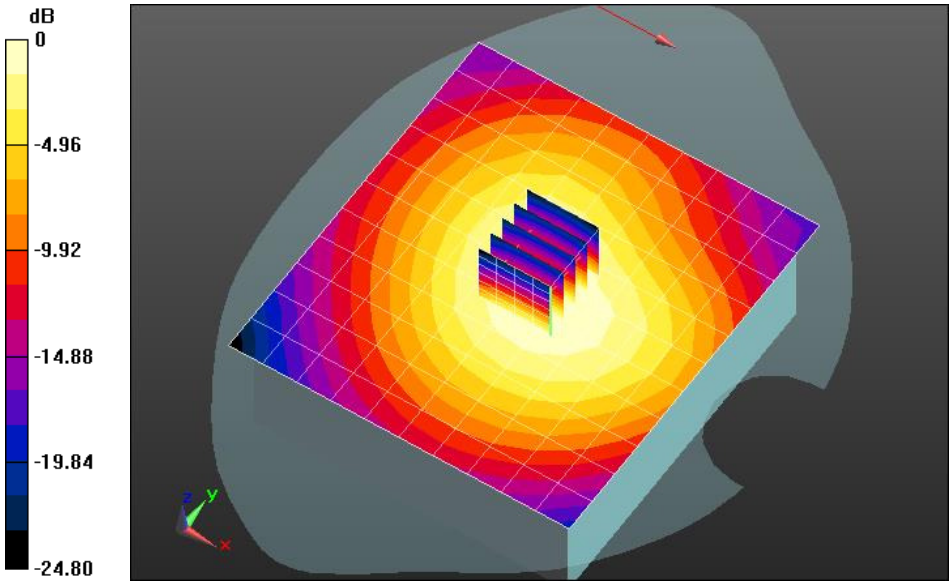

0 dB = 0.810 mW/g = -1.83 dB mW/g

Plot 7

Date/Time: 12/3/2015 9:47:15 PM Test Laboratory: Cetecom Inc. SAR 1 Lab

DUT: Cambridge; Type: Modem; Serial: 20150171228
Communication System: GPRS-FDD (TDMA, GMSK, TN 0-1); Frequency: 1880 MHz
Medium: MSL1900_Batch 110615-4
Medium parameters used: f = 1880 MHz; σ = 1.561 mho/m; ε_r = 51.101; ρ = 1000 kg/m^3
Phantom section: Flat Section
Measurement Standard: DASY5 (IEEE/IEC/ANSI C63.19-2007)
Procedure Notes: Test Technician: John; Air Temperature: 22C; Medium Temperature: 21.1C; Comments: ;

DASY Configuration:

- Probe: ES3DV3 - SN3260; ConvF(4.69, 4.69, 4.69); Calibrated: 3/19/2014;
- Sensor-Surface: 3mm (Mechanical Surface Detection (Locations From Previous Scan Used)), Sensor-Surface: 3mm (Mechanical Surface Detection), z = 2.0, 32.0
- Electronics: DAE4 Sn1233; Calibrated: 3/17/2014
- Phantom: ELI 4.0; Type: QDOVA001BA; Serial: xxxx
- DASY52 52.8.1(838);

GSM1900/Top 20mm/Area Scan (9x14x1): Measurement grid: dx=12mm, dy=12mm

Maximum value of SAR (measured) = 0.0994 mW/g

GSM1900/Top 20mm/Zoom Scan (5x6x7)/Cube 0: Measurement grid: dx=8mm, dy=8mm, dz=5mm

Reference Value = 6.258 V/m; Power Drift = 0.04 dB
Peak SAR (extrapolated) = 0.131 mW/g
SAR(1 g) = 0.087 mW/g; SAR(10 g) = 0.059 mW/g
Maximum value of SAR (measured) = 0.101 mW/g

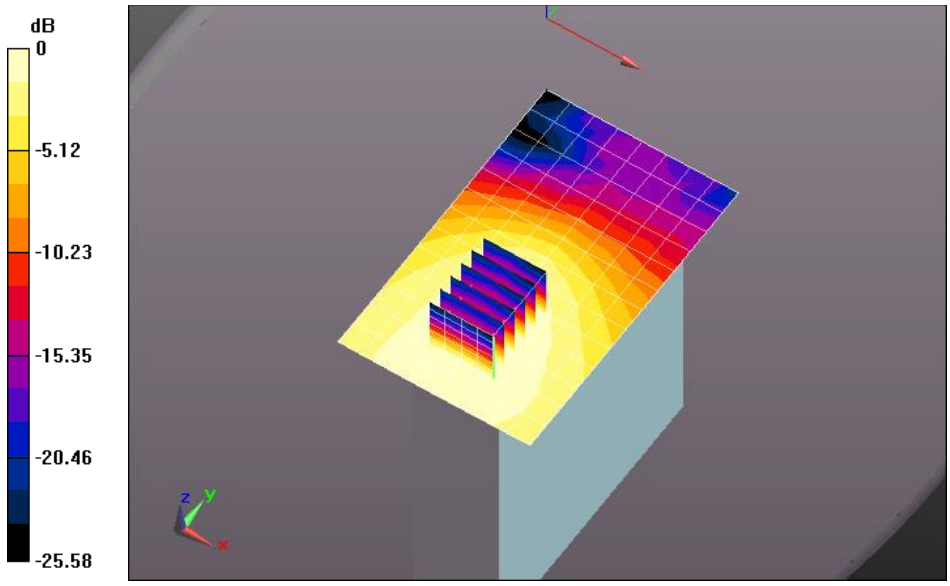

0 dB = 0.0994 mW/g = -20.05 dB mW/g

Plot 8

Date/Time: 12/3/2015 10:28:40 PM Test Laboratory: Cetecom Inc. SAR 1 Lab

DUT: Cambridge; Type: Modem; Serial: 20150171228

Communication System: GPRS-FDD (TDMA, GMSK, TN 0-1); Frequency: 1880 MHz
Medium: MSL1900_Batch 110615-4
Medium parameters used: f = 1880 MHz; σ = 1.561 mho/m; ε_r = 51.101; ρ = 1000 kg/m^3
Phantom section: Flat Section
Measurement Standard: DASY5 (IEEE/IEC/ANSI C63.19-2007)
Procedure Notes: Test Technician: John; Air Temperature: 21.9C; Medium Temperature: 21C; Comments: ;

DASY Configuration:

- Probe: ES3DV3 - SN3260; ConvF(4.69, 4.69, 4.69); Calibrated: 3/19/2014;
- Sensor-Surface: 3mm (Mechanical Surface Detection (Locations From Previous Scan Used)), Sensor-Surface: 3mm (Mechanical Surface Detection), z = 2.0, 32.0
- Electronics: DAE4 Sn1233; Calibrated: 3/17/2014
- Phantom: ELI 4.0; Type: QDOVA001BA; Serial: xxxx
- DASY52 52.8.1(838);

GSM1900/Right 20mm/Area Scan (11x12x1): Measurement grid: dx=15mm, dy=15mm

Maximum value of SAR (measured) = 0.142 mW/g

GSM1900/Right 20mm/Zoom Scan (5x5x7)/Cube 0: Measurement grid: dx=8mm, dy=8mm, dz=5mm

Reference Value = 7.201 V/m; Power Drift = 0.13 dB
Peak SAR (extrapolated) = 0.183 mW/g
SAR(1 g) = 0.123 mW/g; SAR(10 g) = 0.081 mW/g

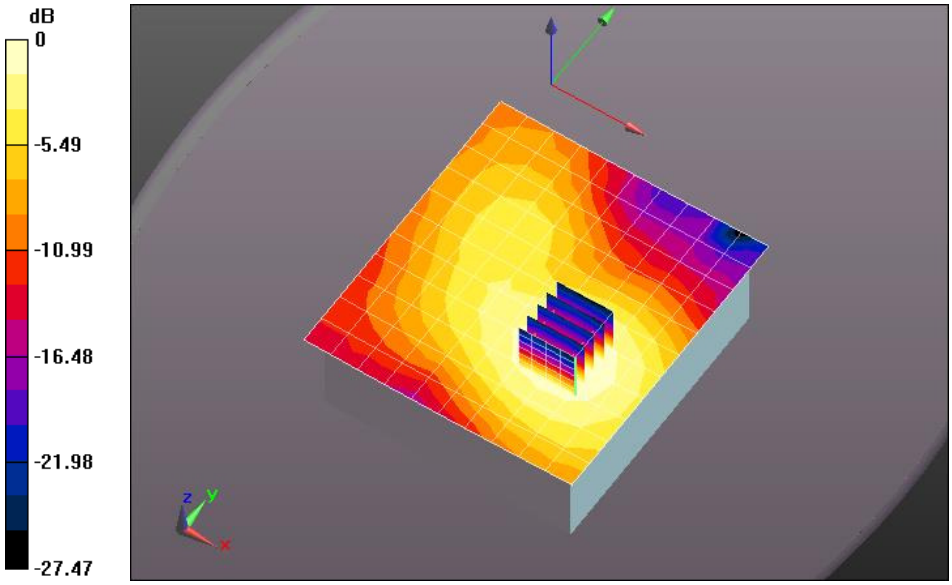

0 dB = 0.142 mW/g = -16.97 dB mW/g

Plot 9

Date/Time: 12/3/2015 10:05:44 PM Test Laboratory: Cetecom Inc. SAR 1 Lab

DUT: Cambridge; Type: Modem; Serial: 20150171228

Communication System: GPRS-FDD (TDMA, GMSK, TN 0-1); Frequency: 1880 MHz
Medium: MSL1900_Batch 110615-4
Medium parameters used: f = 1880 MHz; σ = 1.561 mho/m; ε_r = 51.101; ρ = 1000 kg/m^3
Phantom section: Flat Section
Measurement Standard: DASY5 (IEEE/IEC/ANSI C63.19-2007)
Procedure Notes: Test Technician: John; Air Temperature: 21.8C; Medium Temperature: 21C; Comments: ;

DASY Configuration:

- Probe: ES3DV3 - SN3260; ConvF(4.69, 4.69, 4.69); Calibrated: 3/19/2014;
- Sensor-Surface: 3mm (Mechanical Surface Detection), z = 2.0, 32.0
- Electronics: DAE4 Sn1233; Calibrated: 3/17/2014
- Phantom: ELI 4.0; Type: QDOVA001BA; Serial: xxxx
- DASY52 52.8.1(838);

GSM1900/Left 20mm/Area Scan (11x12x1): Measurement grid: dx=15mm, dy=15mm
Maximum value of SAR (measured) = 0.146 mW/g

GSM1900/Left 20mm/Zoom Scan (5x5x7)/Cube 0: Measurement grid: dx=8mm, dy=8mm, dz=5mm
Reference Value = 8.396 V/m; Power Drift = 0.16 dB
Peak SAR (extrapolated) = 0.195 mW/g
SAR(1 g) = 0.129 mW/g; SAR(10 g) = 0.085 mW/g
Maximum value of SAR (measured) = 0.150 mW/g

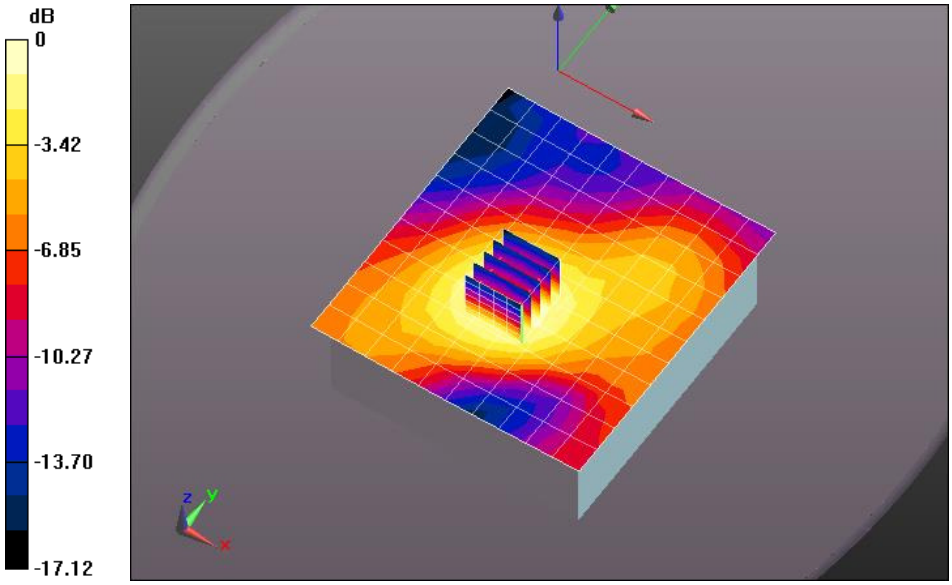

0 dB = 0.146 mW/g = -16.71 dB mW/g

Plot 10

Date/Time: 12/3/2015 11:15:54 PM Test Laboratory: Cetecom Inc. SAR 1 Lab

DUT: Cambridge; Type: Modem; Serial: 20150171228

Communication System: UMTS-FDD (WCDMA); Frequency: 1880 MHz
Medium: MSL1900_Batch 110615-4
Medium parameters used: f = 1880 MHz; σ = 1.561 mho/m; ε_r = 51.101; ρ = 1000 kg/m^3
Phantom section: Flat Section
Measurement Standard: DASY5 (IEEE/IEC/ANSI C63.19-2007)
Procedure Notes: Test Technician: John; Air Temperature: 22C; Medium Temperature: 20.8C; Comments: ;

DASY Configuration:

- Probe: ES3DV3 - SN3260; ConvF(4.69, 4.69, 4.69); Calibrated: 3/19/2014;
- Sensor-Surface: 3mm (Mechanical Surface Detection), z = 2.0, 32.0
- Electronics: DAE4 Sn1233; Calibrated: 3/17/2014
- Phantom: ELI 4.0; Type: QDOVA001BA; Serial: xxxx
- DASY52 52.8.1(838);

FDD II/Top 20mm/Area Scan (9x16x1): Measurement grid: dx=12mm, dy=12mm

Maximum value of SAR (measured) = 0.0903 mW/g

FDD II/Top 20mm/Zoom Scan (5x5x7)/Cube 0: Measurement grid: dx=8mm, dy=8mm, dz=5mm

Reference Value = 6.218 V/m; Power Drift = -0.02 dB
Peak SAR (extrapolated) = 0.117 mW/g
SAR(1 g) = 0.079 mW/g; SAR(10 g) = 0.053 mW/g
Maximum value of SAR (measured) = 0.0910 mW/g

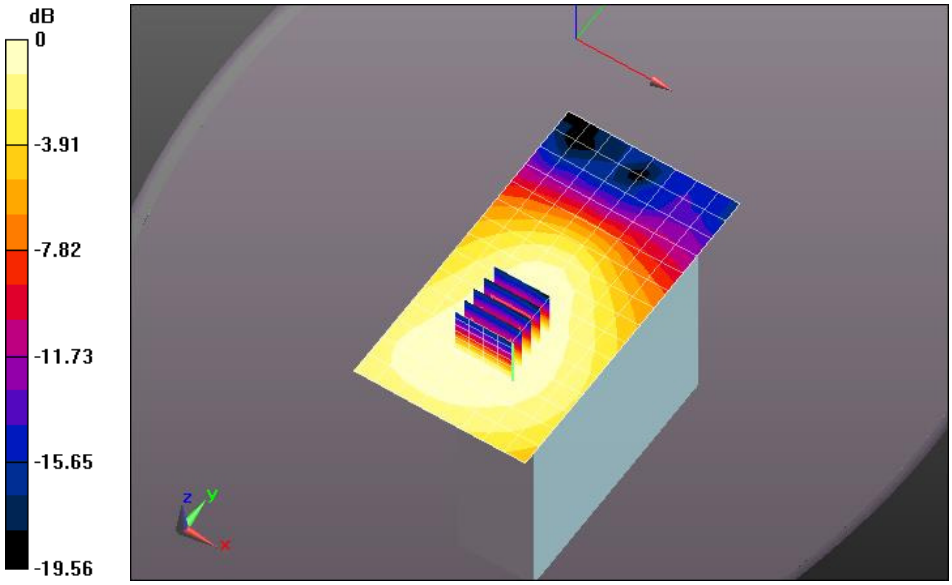

0 dB = 0.0903 mW/g = -20.89 dB mW/g

Plot 11

Date/Time: 12/4/2015 12:05:46 AM Test Laboratory: Cetecom Inc. SAR 1 Lab

DUT: Cambridge; Type: Modem; Serial: 20150171228

Communication System: UMTS-FDD (WCDMA); Frequency: 1880 MHz
Medium: MSL1900_Batch 110615-4
Medium parameters used: f = 1880 MHz; σ = 1.561 mho/m; ε_r = 51.101; ρ = 1000 kg/m^3
Phantom section: Flat Section
Measurement Standard: DASY5 (IEEE/IEC/ANSI C63.19-2007)
Procedure Notes: Test Technician: John; Air Temperature: 21.8C; Medium Temperature: 20.6C; Comments: ;

DASY Configuration:

- Probe: ES3DV3 - SN3260; ConvF(4.69, 4.69, 4.69); Calibrated: 3/19/2014;
- Sensor-Surface: 3mm (Mechanical Surface Detection (Locations From Previous Scan Used)), Sensor-Surface: 3mm (Mechanical Surface Detection), z = 2.0, 32.0
- Electronics: DAE4 Sn1233; Calibrated: 3/17/2014
- Phantom: ELI 4.0; Type: QDOVA001BA; Serial: xxxx
- DASY52 52.8.1(838);

FDD II/Right 20mm/Area Scan (11x12x1): Measurement grid: dx=15mm, dy=15mm

Maximum value of SAR (measured) = 0.128 mW/g

FDD II/Right 20mm/Zoom Scan (5x5x7)/Cube 0: Measurement grid: dx=8mm, dy=8mm, dz=5mm

Reference Value = 7.077 V/m; Power Drift = 0.11 dB
Peak SAR (extrapolated) = 0.169 mW/g
SAR(1 g) = 0.112 mW/g; SAR(10 g) = 0.074 mW/g
Maximum value of SAR (measured) = 0.130 mW/g

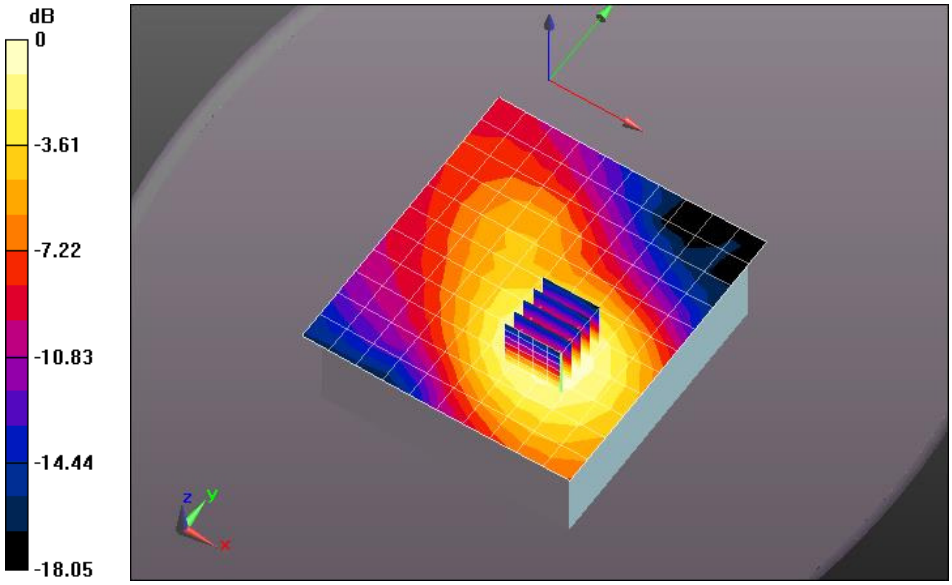

0 dB = 0.128 mW/g = -17.89 dB mW/g

Plot 12

Date/Time: 12/3/2015 11:43:41 PM Test Laboratory: Cetecom Inc. SAR 1 Lab

DUT: Cambridge; Type: Modem; Serial: 20150171228

Communication System: UMTS-FDD (WCDMA); Frequency: 1880 MHz
Medium: MSL1900_Batch 110615-4
Medium parameters used: f = 1880 MHz; σ = 1.561 mho/m; ε_r = 51.101; ρ = 1000 kg/m^3
Phantom section: Flat Section
Measurement Standard: DASY5 (IEEE/IEC/ANSI C63.19-2007)
Procedure Notes: Test Technician: John; Air Temperature: 21.7C; Medium Temperature: 20.8C; Comments: ;

DASY Configuration:

- Probe: ES3DV3 - SN3260; ConvF(4.69, 4.69, 4.69); Calibrated: 3/19/2014;
- Sensor-Surface: 3mm (Mechanical Surface Detection), z = 2.0, 32.0
- Electronics: DAE4 Sn1233; Calibrated: 3/17/2014
- Phantom: ELI 4.0; Type: QDOVA001BA; Serial: xxxx
- DASY52 52.8.1(838);

FDD II/Left 20mm/Area Scan (11x12x1): Measurement grid: dx=15mm, dy=15mm

Maximum value of SAR (measured) = 0.124 mW/g

FDD II/Left 20mm/Zoom Scan (5x5x7)/Cube 0: Measurement grid: dx=8mm, dy=8mm, dz=5mm

Reference Value = 7.308 V/m; Power Drift = 0.05 dB
Peak SAR (extrapolated) = 0.161 mW/g
SAR(1 g) = 0.106 mW/g; SAR(10 g) = 0.070 mW/g

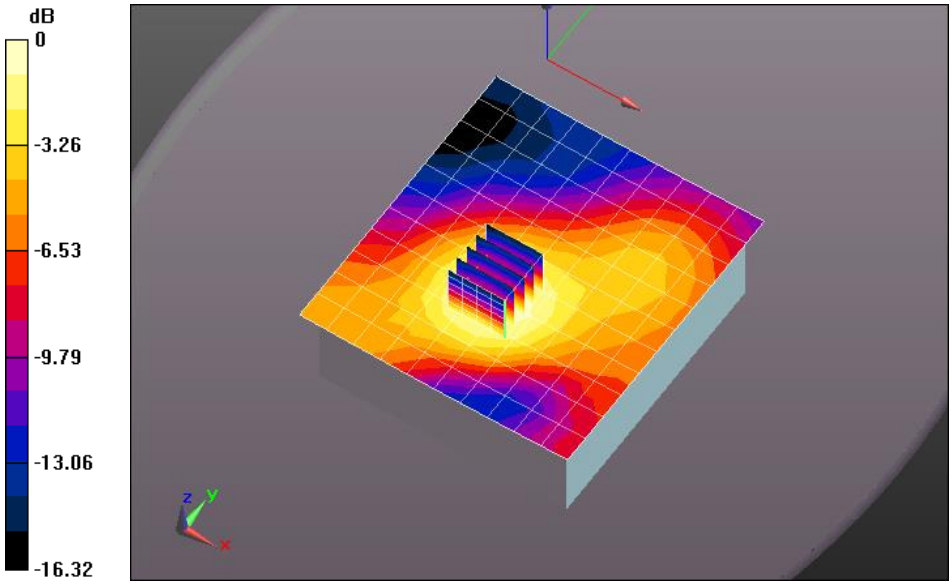

0 dB = 0.124 mW/g = -18.14 dB mW/g

Plot 13

Date/Time: 12/4/2015 8:46:06 PM Test Laboratory: Cetecom Inc. SAR 1 Lab

DUT: Cambridge; Type: Modem; Serial: 20150171228

Communication System: UMTS-FDD (WCDMA); Frequency: 1732.6 MHz
Medium: MSL1750_Batch 100824-2
Medium parameters used: f = 1733 MHz; σ = 1.482 mho/m; ε_r = 51.14; ρ = 1000 kg/m^3
Phantom section: Flat Section
Measurement Standard: DASY5 (IEEE/IEC/ANSI C63.19-2007)
Procedure Notes: Test Technician: John; Air Temperature: 22C; Medium Temperature: 20C; Comments: ;

DASY Configuration:

- Probe: ES3DV3 - SN3260; ConvF(4.9, 4.9, 4.9); Calibrated: 3/19/2014;
- Sensor-Surface: 3mm (Mechanical Surface Detection), z = 2.0, 32.0
- Electronics: DAE4 Sn1233; Calibrated: 3/17/2014
- Phantom: ELI 4.0; Type: QDOVA001BA; Serial: xxxx
- DASY52 52.8.1(838);

FDD IV/Top 20mm/Area Scan (9x16x1): Measurement grid: dx=12mm, dy=12mm

Maximum value of SAR (measured) = 0.103 mW/g

FDD IV/Top 20mm/Zoom Scan (5x5x7)/Cube 0: Measurement grid: dx=8mm, dy=8mm, dz=5mm

Reference Value = 6.758 V/m; Power Drift = -0.13 dB
Peak SAR (extrapolated) = 0.132 mW/g
SAR(1 g) = 0.089 mW/g; SAR(10 g) = 0.061 mW/g

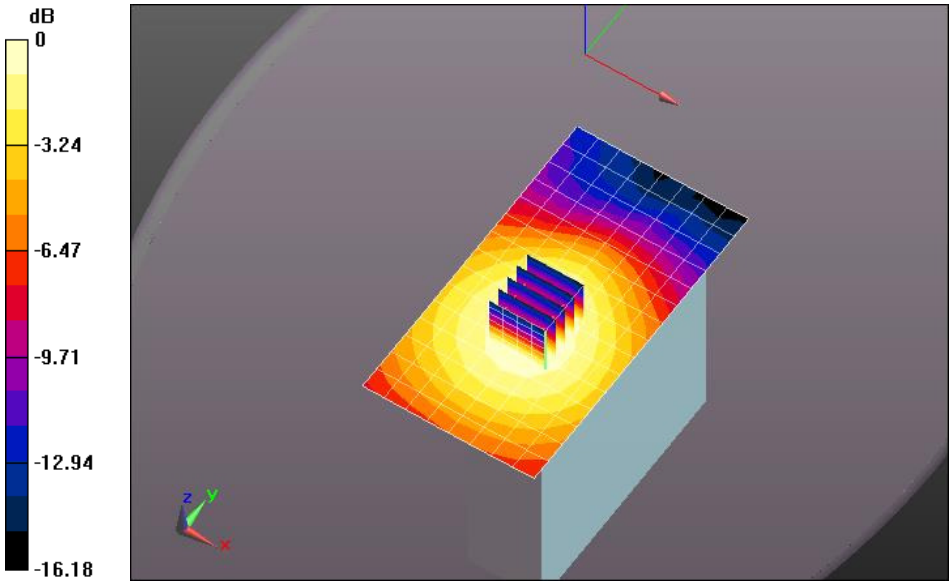

0 dB = 0.103 mW/g = -19.75 dB mW/g

Plot 14

Date/Time: 12/4/2015 9:35:03 PM Test Laboratory: Cetecom Inc. SAR 1 Lab

DUT: Cambridge; Type: Modem; Serial: 20150171228

Communication System: UMTS-FDD (WCDMA); Frequency: 1732.6 MHz
Medium: MSL1750_Batch 100824-2
Medium parameters used: f = 1733 MHz; σ = 1.482 mho/m; ε_r = 51.14; ρ = 1000 kg/m^3
Phantom section: Flat Section
Measurement Standard: DASY5 (IEEE/IEC/ANSI C63.19-2007)
Procedure Notes: Test Technician: John; Air Temperature: 21.7C; Medium Temperature: 19.8C; Comments: ;

DASY Configuration:

- Probe: ES3DV3 - SN3260; ConvF(4.9, 4.9, 4.9); Calibrated: 3/19/2014;
- Sensor-Surface: 3mm (Mechanical Surface Detection (Locations From Previous Scan Used)), Sensor-Surface: 3mm (Mechanical Surface Detection), z = 2.0, 32.0
- Electronics: DAE4 Sn1233; Calibrated: 3/17/2014
- Phantom: ELI 4.0; Type: QDOVA001BA; Serial: xxxx
- DASY52 52.8.1(838);

FDD IV/Right 20mm/Area Scan (11x12x1): Measurement grid: dx=15mm, dy=15mm
Maximum value of SAR (measured) = 0.168 mW/g
FDD IV/Right 20mm/Zoom Scan (5x5x7)/Cube 0: Measurement grid: dx=8mm, dy=8mm, dz=5mm
Reference Value = 10.238 V/m; Power Drift = 0.03 dB
Peak SAR (extrapolated) = 0.214 mW/g
SAR(1 g) = 0.144 mW/g; SAR(10 g) = 0.097 mW/g
Maximum value of SAR (measured) = 0.166 mW/g

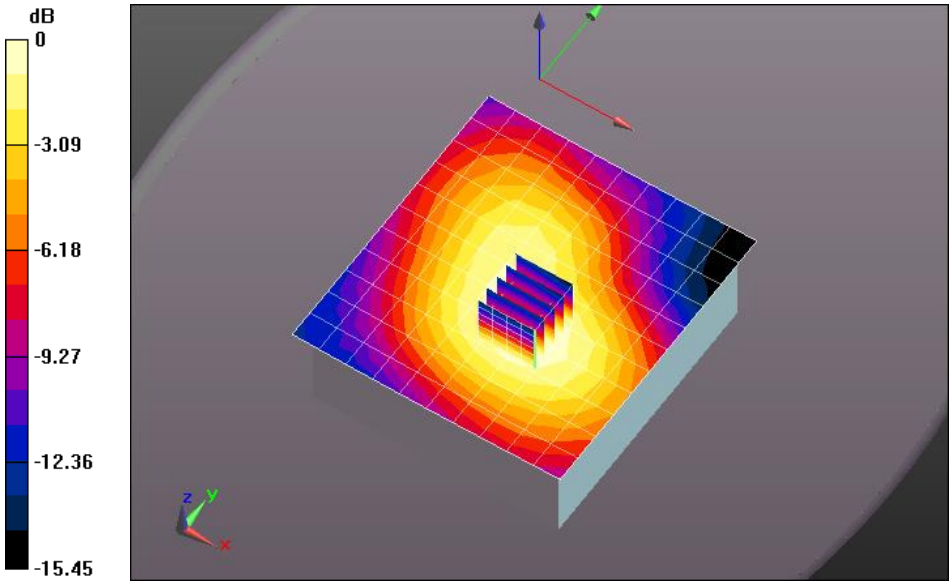

0 dB = 0.168 mW/g = -15.52 dB mW/g

Plot 15

Date/Time: 12/4/2015 9:12:04 PM Test Laboratory: Cetecom Inc. SAR 1 Lab

DUT: Cambridge; Type: Modem; Serial: 20150171228

Communication System: UMTS-FDD (WCDMA); Frequency: 1732.6 MHz
Medium: MSL1750_Batch 100824-2
Medium parameters used: f = 1733 MHz; σ = 1.482 mho/m; ε_r = 51.14; ρ = 1000 kg/m^3
Phantom section: Flat Section
Measurement Standard: DASY5 (IEEE/IEC/ANSI C63.19-2007)
Procedure Notes: Test Technician: John; Air Temperature: 21.6C; Medium Temperature: 20C; Comments: ;

DASY Configuration:

- Probe: ES3DV3 - SN3260; ConvF(4.9, 4.9, 4.9); Calibrated: 3/19/2014;
- Sensor-Surface: 3mm (Mechanical Surface Detection), z = 2.0, 32.0
- Electronics: DAE4 Sn1233; Calibrated: 3/17/2014
- Phantom: ELI 4.0; Type: QDOVA001BA; Serial: xxxx
- DASY52 52.8.1(838);

FDD IV/Left 20mm/Area Scan (11x12x1): Measurement grid: dx=15mm, dy=15mm

Maximum value of SAR (measured) = 0.137 mW/g

FDD IV/Left 20mm/Zoom Scan (5x5x7)/Cube 0: Measurement grid: dx=8mm, dy=8mm, dz=5mm

Reference Value = 9.276 V/m; Power Drift = 0.04 dB
Peak SAR (extrapolated) = 0.184 mW/g
SAR(1 g) = 0.124 mW/g; SAR(10 g) = 0.084 mW/g
Maximum value of SAR (measured) = 0.143 mW/g

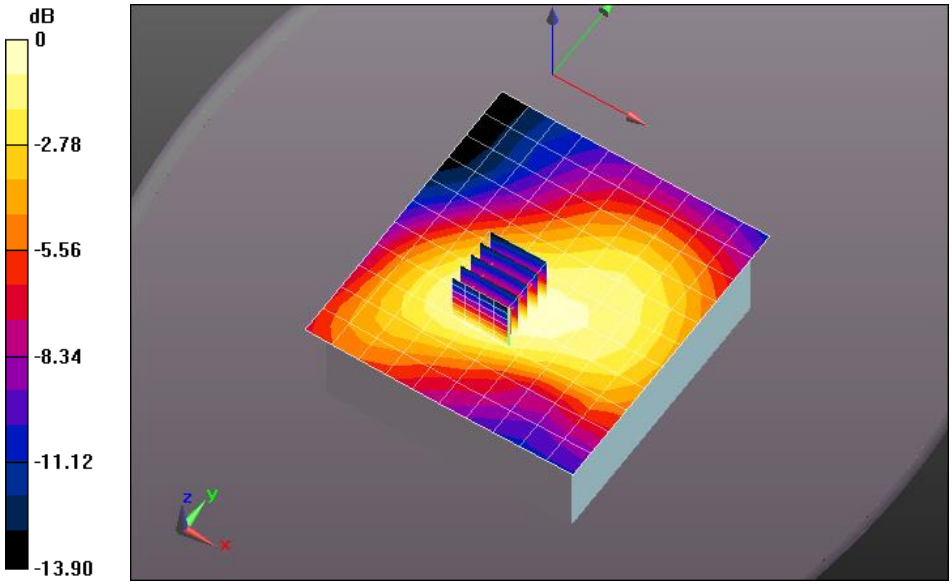

0 dB = 0.137 mW/g = -17.27 dB mW/g

Plot 16

Date/Time: 12/3/2015 2:11:04 AM Test Laboratory: Cetecom Inc. SAR 1 Lab

DUT: Cambridge; Type: Modem; Serial: 20150171228

Communication System: UMTS-FDD (WCDMA); Frequency: 836.6 MHz
Medium: MSL900_Batch 100818-1
Medium parameters used (interpolated): f = 836.6 MHz; σ = 1.001 mho/m; ε_r = 55.296; ρ = 1000 kg/m^3
Phantom section: Flat Section
Measurement Standard: DASY5 (IEEE/IEC/ANSI C63.19-2007)
Procedure Notes: Test Technician: John; Air Temperature: 21.3C; Medium Temperature: 19.8C; Comments: ;

DASY Configuration:

- Probe: ES3DV3 - SN3260; ConvF(6.14, 6.14, 6.14); Calibrated: 3/19/2014;
- Sensor-Surface: 3mm (Mechanical Surface Detection), z = 2.0, 32.0
- Electronics: DAE4 Sn1233; Calibrated: 3/17/2014
- Phantom: SAM; Type: QD 000 P40 CC; Serial: 1592
- DASY52 52.8.1(838);

FDD V/Top 20mm/Area Scan (9x14x1): Measurement grid: dx=12mm, dy=12mm

Info: Interpolated medium parameters used for SAR evaluation.
Maximum value of SAR (measured) = 0.0364 mW/g

FDD V/Top 20mm/Zoom Scan (6x6x7)/Cube 0: Measurement grid: dx=8mm, dy=8mm, dz=5mm

Reference Value = 3.736 V/m; Power Drift = 0.17 dB
Peak SAR (extrapolated) = 0.044 mW/g
SAR(1 g) = 0.033 mW/g; SAR(10 g) = 0.025 mW/g
Info: Interpolated medium parameters used for SAR evaluation.
Maximum value of SAR (measured) = 0.0371 mW/g

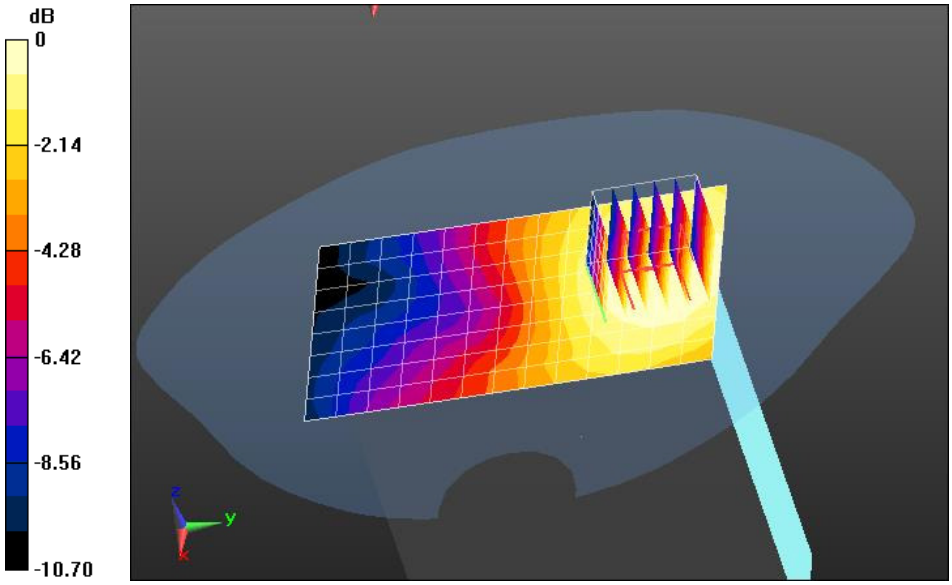

0 dB = 0.0364 mW/g = -28.77 dB mW/g

Plot 17

Date/Time: 12/3/2015 3:00:12 AM Test Laboratory: Cetecom Inc. SAR 1 Lab

DUT: Cambridge; Type: Modem; Serial: 20150171228
Communication System: UMTS-FDD (WCDMA); Frequency: 836.6 MHz
Medium: MSL900_Batch 100818-1
Medium parameters used (interpolated): f = 836.6 MHz; σ = 1.001 mho/m; ε_r = 55.296; ρ = 1000 kg/m^3
Phantom section: Flat Section
Measurement Standard: DASY5 (IEEE/IEC/ANSI C63.19-2007)
Procedure Notes: Test Technician: John; Air Temperature: 20.8C; Medium Temperature: 20C; Comments: ;

DASY Configuration:

- Probe: ES3DV3 - SN3260; ConvF(6.14, 6.14, 6.14); Calibrated: 3/19/2014;
- Sensor-Surface: 3mm (Mechanical Surface Detection (Locations From Previous Scan Used)), Sensor-Surface: 3mm (Mechanical Surface Detection), z = 2.0, 32.0
- Electronics: DAE4 Sn1233; Calibrated: 3/17/2014
- Phantom: SAM; Type: QD 000 P40 CC; Serial: 1592
- DASY52 52.8.1(838);

FDD V/Right 20mm/Area Scan (11x12x1): Measurement grid: dx=15mm, dy=15mm
Info: Interpolated medium parameters used for SAR evaluation.
Maximum value of SAR (measured) = 0.415 mW/g

FDD V/Right 20mm/Zoom Scan (5x5x7)/Cube 0: Measurement grid: dx=8mm, dy=8mm, dz=5mm
Reference Value = 20.534 V/m; Power Drift = 0.09 dB
Peak SAR (extrapolated) = 0.492 mW/g
SAR(1 g) = 0.379 mW/g; SAR(10 g) = 0.280 mW/g
Info: Interpolated medium parameters used for SAR evaluation.
Maximum value of SAR (measured) = 0.423 mW/g

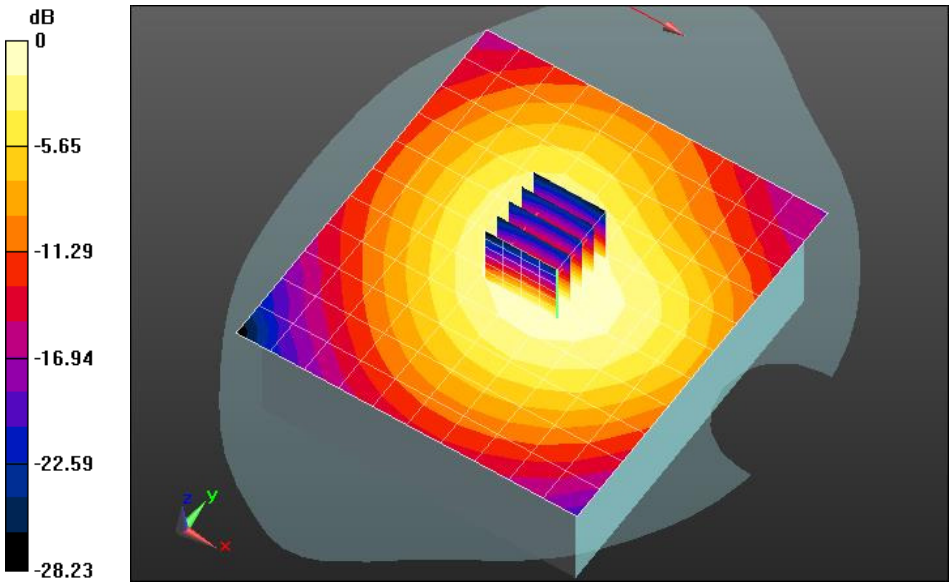

0 dB = 0.415 mW/g = -7.63 dB mW/g

Plot 18

Date/Time: 12/3/2015 2:36:32 AM Test Laboratory: Cetecom Inc. SAR 1 Lab

DUT: Cambridge; Type: Modem; Serial: 20150171228

Communication System: UMTS-FDD (WCDMA); Frequency: 836.6 MHz
Medium: MSL900_Batch 100818-1
Medium parameters used (interpolated): f = 836.6 MHz; σ = 1.001 mho/m; ε_r = 55.296; ρ = 1000 kg/m^3
Phantom section: Flat Section
Measurement Standard: DASY5 (IEEE/IEC/ANSI C63.19-2007)
Procedure Notes: Test Technician: John; Air Temperature: 21C; Medium Temperature: 20C; Comments: ;

DASY Configuration:

- Probe: ES3DV3 - SN3260; ConvF(6.14, 6.14, 6.14); Calibrated: 3/19/2014;
- Sensor-Surface: 3mm (Mechanical Surface Detection), z = 2.0, 32.0
- Electronics: DAE4 Sn1233; Calibrated: 3/17/2014
- Phantom: SAM; Type: QD 000 P40 CC; Serial: 1592
- DASY52 52.8.1(838);

FDD V/Left 20mm/Area Scan (11x12x1): Measurement grid: dx=15mm, dy=15mm
Info: Interpolated medium parameters used for SAR evaluation.
Maximum value of SAR (measured) = 0.343 mW/g

FDD V/Left 20mm/Zoom Scan (5x5x7)/Cube 0: Measurement grid: dx=8mm, dy=8mm, dz=5mm
Reference Value = 19.316 V/m; Power Drift = -0.02 dB
Peak SAR (extrapolated) = 0.420 mW/g
SAR(1 g) = 0.324 mW/g; SAR(10 g) = 0.241 mW/g
Info: Interpolated medium parameters used for SAR evaluation.
Maximum value of SAR (measured) = 0.360 mW/g

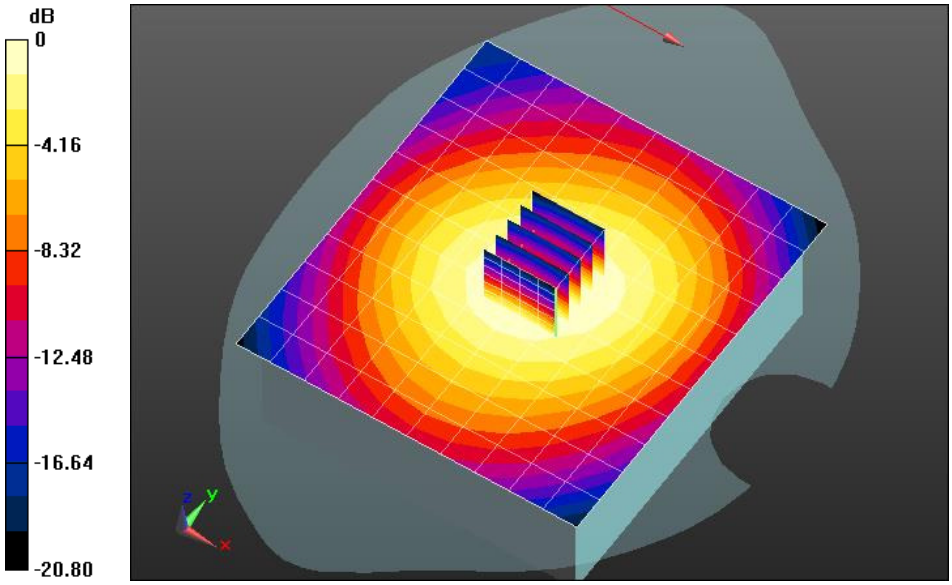

0 dB = 0.343 mW/g = -9.29 dB mW/g

Plot 19

Date/Time: 12/2/2015 10:30:47 PM Test Laboratory: Cetecom Inc. SAR 1 Lab

DUT: Dipole 835 MHz - D835V2 - SN4d113_April 2014; Type: D835V2; Serial: D835V2 - SN:4d113
Communication System: CW; Frequency: 835 MHz
Medium: MSL900_Batch 100818-1
Medium parameters used (interpolated): f = 835 MHz; σ = 1 mho/m; ε_r = 55.312; ρ = 1000 kg/m^3
Phantom section: Flat Section
Measurement Standard: DASY5 (IEEE/IEC/ANSI C63.19-2007)
Procedure Notes: Test Technician: Mike; Air Temperature: 21.6C; Medium Temperature: 20.2C; Comments: ;

DASY Configuration:

- Probe: ES3DV3 - SN3260; ConvF(6.14, 6.14, 6.14); Calibrated: 3/19/2014;
- Sensor-Surface: 3mm (Mechanical Surface Detection), z = 2.0, 32.0
- Electronics: DAE4 Sn1233; Calibrated: 3/17/2014
- Phantom: SAM; Type: QD 000 P40 CC; Serial: 1592
- DASY52 52.8.1(838);

System Performance Check at Frequencies below 1 GHz/d=15mm, Pin=1W, dist=3.0mm (ES-Probe)/Area Scan (4x4x1): Measurement grid: dx=15mm, dy=15mm
Info: Interpolated medium parameters used for SAR evaluation.
Maximum value of SAR (measured) = 9.34 mW/g

System Performance Check at Frequencies below 1 GHz/d=15mm, Pin=1W, dist=3.0mm (ES-Probe)/Zoom Scan (7x7x7) (5x5x7)/Cube 0: Measurement grid: dx=8mm, dy=8mm, dz=5mm
Reference Value = 106.2 V/m; Power Drift = 0.00 dB
Peak SAR (extrapolated) = 13.055 mW/g
SAR(1 g) = 9.11 mW/g; SAR(10 g) = 6.07 mW/g
Info: Interpolated medium parameters used for SAR evaluation.
Maximum value of SAR (measured) = 10.5 mW/g

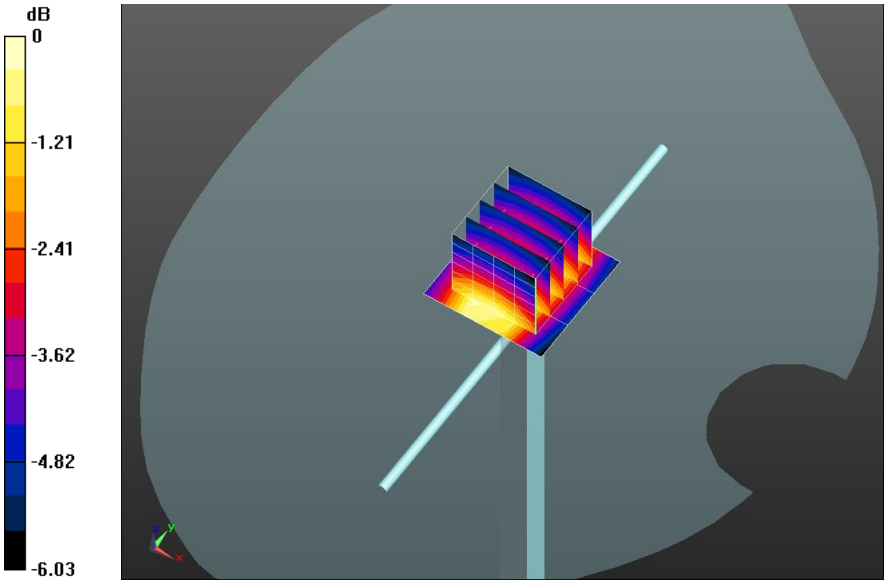

0 dB = 9.34 mW/g = 19.40 dB mW/g

Plot 20

Date/Time: 12/3/2015 8:29:02 PM Test Laboratory: Cetecom Inc. SAR 1 Lab

DUT: Dipole 1900 MHz - D1900V2 - SN5d135_April 2014; Type: D1900V2; Serial: D1900V2 - SN:5d135

Communication System: CW; Frequency: 1900 MHz
Medium: MSL1900_Batch 110615-4
Medium parameters used: f = 1900 MHz; σ = 1.583 mho/m; ε_r = 50.981; ρ = 1000 kg/m^3
Phantom section: Flat Section
Measurement Standard: DASY5 (IEEE/IEC/ANSI C63.19-2007)
Procedure Notes: Test Technician: John; Air Temperature: 22C; Medium Temperature: 21.1C; Comments: ;

DASY Configuration:

- Probe: ES3DV3 - SN3260; ConvF(4.69, 4.69, 4.69); Calibrated: 3/19/2014;
- Sensor-Surface: 3mm (Mechanical Surface Detection), z = 2.0, 32.0
- Electronics: DAE4 Sn1233; Calibrated: 3/17/2014
- Phantom: ELI 4.0; Type: QDOVA001BA; Serial: xxxx
- DASY52 52.8.1(838);

System Performance Check at Frequencies above 1 GHz/d=10mm, Pin=1W, dist=3.0mm (ES-Probe)/Area Scan (4x4x1): Measurement grid: dx=15mm, dy=15mm

Maximum value of SAR (measured) = 32.7 mW/g

System Performance Check at Frequencies above 1 GHz/d=10mm, Pin=1W, dist=3.0mm (ES-Probe)/Zoom Scan (7x7x7) (5x5x7)/Cube 0: Measurement grid: dx=8mm, dy=8mm, dz=5mm

Reference Value = 176.8 V/m; Power Drift = -0.02 dB
Peak SAR (extrapolated) = 64.764 mW/g
SAR(1 g) = 36.8 mW/g; SAR(10 g) = 19.4 mW/g
Maximum value of SAR (measured) = 46.4 mW/g

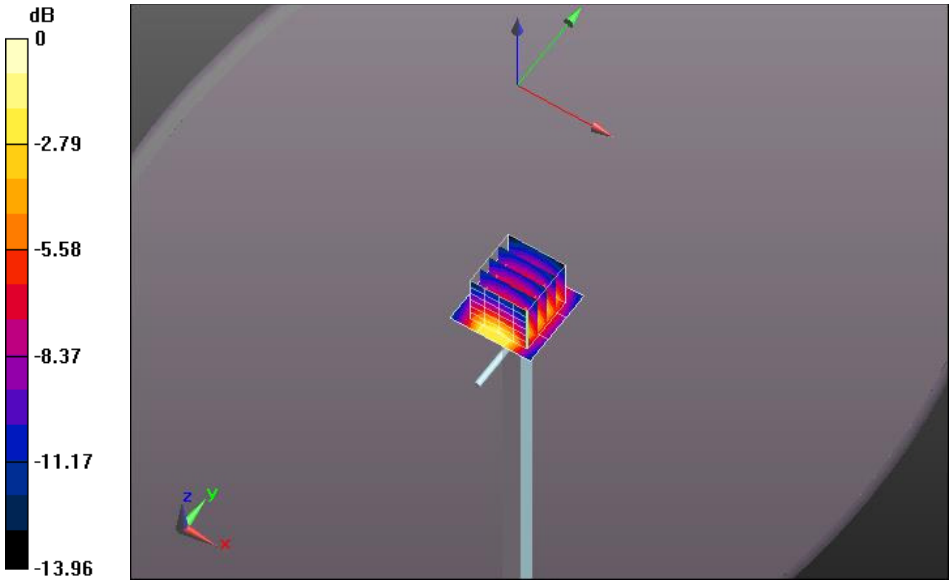

0 dB = 32.7 mW/g = 30.29 dB mW/g

Plot 21

Date/Time: 12/4/2015 7:50:21 PM Test Laboratory: Cetecom Inc. SAR 1 Lab

DUT: Dipole 1750 MHz - D1750V2 - SN1045_April 2014; Type: D1750V2; Serial: D1750V2 - SN:1045

Communication System: CW; Frequency: 1750 MHz
Medium: MSL1750_Batch 100824-2
Medium parameters used: f = 1750 MHz; σ = 1.502 mho/m; ε_r = 51.008; ρ = 1000 kg/m^3
Phantom section: Flat Section
Measurement Standard: DASY5 (IEEE/IEC/ANSI C63.19-2007)
Procedure Notes: Test Technician: John; Air Temperature: 22C; Medium Temperature: 20C; Comments: ;

DASY Configuration:

- Probe: ES3DV3 - SN3260; ConvF(4.9, 4.9, 4.9); Calibrated: 3/19/2014;
- Sensor-Surface: 3mm (Mechanical Surface Detection), z = 2.0, 32.0
- Electronics: DAE4 Sn1233; Calibrated: 3/17/2014
- Phantom: ELI 4.0; Type: QDOVA001BA; Serial: xxxx
- DASY52 52.8.1(838);

System Performance Check at Frequencies above 1 GHz/d=10mm, Pin=1W, dist=3.0mm (ES-Probe)/Area Scan (4x4x1): Measurement grid: dx=15mm, dy=15mm

Maximum value of SAR (measured) = 30.1 mW/g

System Performance Check at Frequencies above 1 GHz/d=10mm, Pin=1W, dist=3.0mm (ES-Probe)/Zoom Scan (7x7x7) (5x5x7)/Cube 0: Measurement grid: dx=8mm, dy=8mm, dz=5mm

Reference Value = 181.8 V/m; Power Drift = -0.02 dB
Peak SAR (extrapolated) = 63.465 mW/g
SAR(1 g) = 36.1 mW/g; SAR(10 g) = 19.1 mW/g
Maximum value of SAR (measured) = 45.5 mW/g

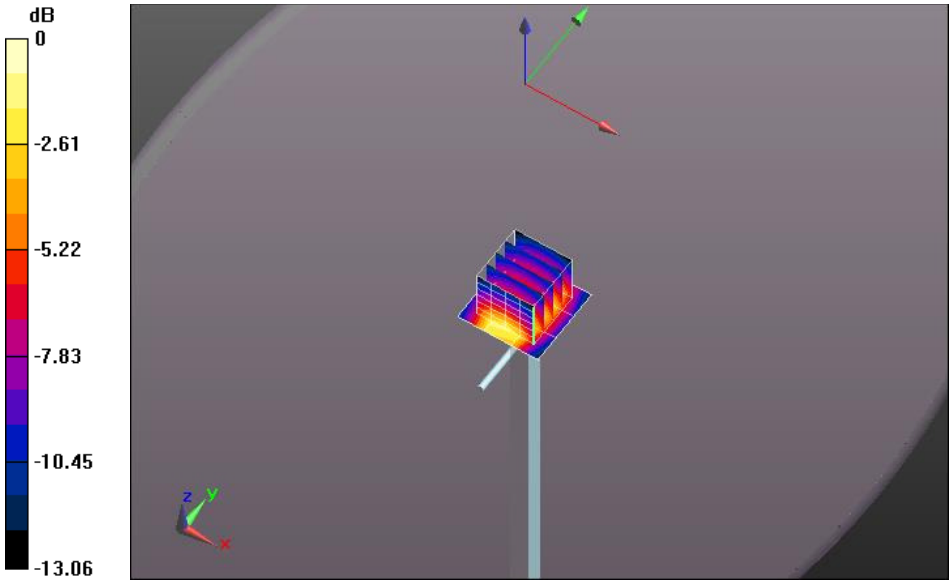

0 dB = 30.1 mW/g = 29.58 dB mW/g