APPENDIX 3: Photographs of test setup

Conducted emission

Cable Length 0.2m



Photo 1



Photo 2

Conducted emission

Cable Length 0.6m



Photo 1



Photo 2

Conducted emission

Cable Length 1.5m



Photo 1



Photo 2

Radiated emission

Cable Length 0.2m



Photo 1



Photo 2

Radiated emission

Cable Length 0.6m



Photo 1



Photo 2

Radiated emission

Cable Length 1.5m



Photo 1



Photo 2

Worst Case Position

Below 30MHz Ant Y-axis / Mod X-axis
Above 30MHz Horizontal: Ant Y-axis / Mod X-axis
Vertical: Ant Y-axis / Mod X-axis

X-axis



X-axis



Y-axis



Y-axis



Z-axis



Z-axis

With/Without Tag



With Tag



Without Tag

End of Report