Test Plot 1#: GSM 850_Head Left Cheek_Middle

DUT: L506; Type: L506 Single SIM; Serial: 18121000920

Communication System: Generic GSM; Frequency: 836.6 MHz;Duty Cycle: 1:8
Medium parameters used: f = 836.6 MHz; σ = 0.875 S/m; ε_r = 42.339; ρ = 1000 kg/m^3 ;
Phantom section: Left Section

DASY5 Configuration:

- Probe: ES3DV2 - SN3019; ConvF(6.59, 6.59, 6.59); Calibrated: 2018/11/2;
- Sensor-Surface: 4mm (Mechanical Surface Detection)
- Electronics: DAE3 Sn471; Calibrated: 2018/12/3
- Phantom: SAM (30deg probe tilt) with CRP v5.0_20150321; Type: QD000P40CD; Serial: TP:1874
- Measurement SW: DASY52, Version 52.8 (8);

Area Scan (61x101x1): Interpolated grid: dx=1.500 mm, dy=1.500 mm
Maximum value of SAR (interpolated) = 0.272 W/kg

Zoom Scan (6x6x7)/Cube 0: Measurement grid: dx=8mm, dy=8mm, dz=5mm
Reference Value = 6.410 V/m; Power Drift = 0.09 dB
Peak SAR (extrapolated) = 0.314 W/kg
SAR(1 g) = 0.254 W/kg; SAR(10 g) = 0.195 W/kg
Maximum value of SAR (measured) = 0.265 W/kg



0 dB = 0.265 W/kg = -5.77 dBW/kg

Test Plot 2#: GSM 850_Head Left Tilt_Middle

DUT: L506; Type: L506 Single SIM; Serial: 18121000920

Communication System: Generic GSM; Frequency: 836.6 MHz;Duty Cycle: 1:8
Medium parameters used: f = 836.6 MHz; σ = 0.875 S/m; ε_r = 42.339; ρ = 1000 kg/m^3 ;
Phantom section: Left Section

DASY5 Configuration:

- Probe: ES3DV2 - SN3019; ConvF(6.59, 6.59, 6.59); Calibrated: 2018/11/2;
- Sensor-Surface: 4mm (Mechanical Surface Detection)
- Electronics: DAE3 Sn471; Calibrated: 2018/12/3
- Phantom: SAM (30deg probe tilt) with CRP v5.0_20150321; Type: QD000P40CD; Serial: TP:1874
- Measurement SW: DASY52, Version 52.8 (8);

Area Scan (61x101x1): Interpolated grid: dx=1.500 mm, dy=1.500 mm
Maximum value of SAR (interpolated) = 0.129 W/kg

Zoom Scan (5x5x7)/Cube 0: Measurement grid: dx=8mm, dy=8mm, dz=5mm
Reference Value = 8.701 V/m; Power Drift = 0.02 dB
Peak SAR (extrapolated) = 0.151 W/kg
SAR(1 g) = 0.125 W/kg; SAR(10 g) = 0.096 W/kg
Maximum value of SAR (measured) = 0.130 W/kg

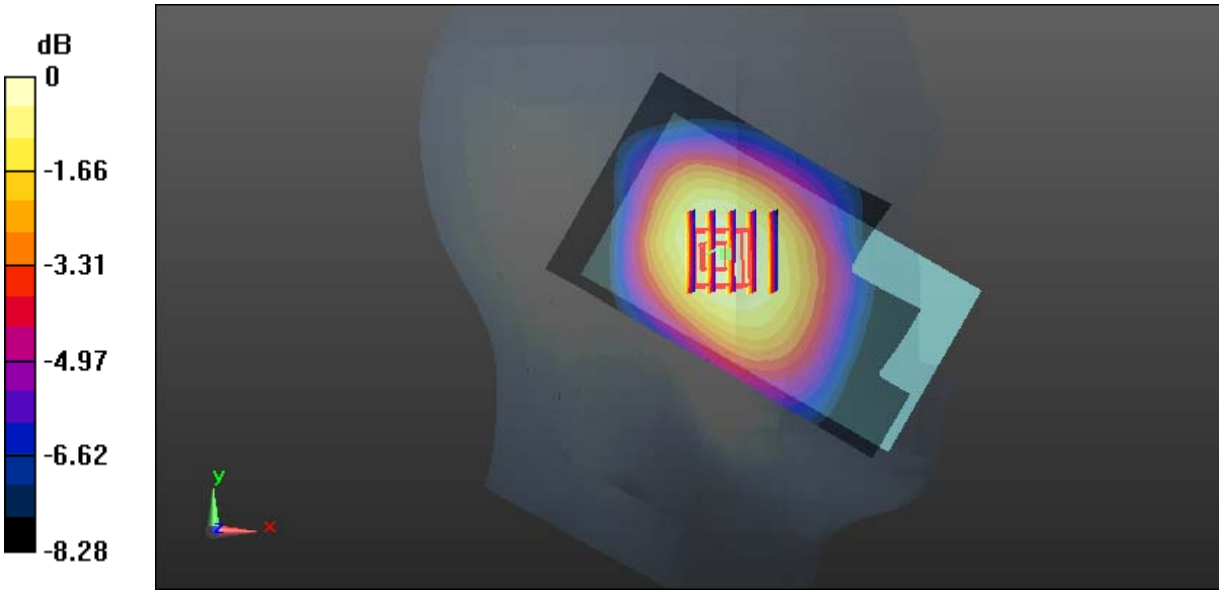

0 dB = 0.130 W/kg = -8.86 dBW/kg

Test Plot 3#: GSM 850_Head Right Cheek_Middle

DUT: L506; Type: L506 Single SIM; Serial: 18121000920

Communication System: Generic GSM; Frequency: 836.6 MHz;Duty Cycle: 1:8
Medium parameters used: f = 836.6 MHz; σ = 0.875 S/m; ε_r = 42.339; ρ = 1000 kg/m^3 ;
Phantom section: Right Section

DASY5 Configuration:

- Probe: ES3DV2 - SN3019; ConvF(6.59, 6.59, 6.59); Calibrated: 2018/11/2;
- Sensor-Surface: 4mm (Mechanical Surface Detection)
- Electronics: DAE3 Sn471; Calibrated: 2018/12/3
- Phantom: SAM (30deg probe tilt) with CRP v5.0_20150321; Type: QD000P40CD; Serial: TP:1874
- Measurement SW: DASY52, Version 52.8 (8);

Area Scan (61x101x1): Interpolated grid: dx=1.500 mm, dy=1.500 mm
Maximum value of SAR (interpolated) = 0.328 W/kg

Zoom Scan (6x6x7)/Cube 0: Measurement grid: dx=8mm, dy=8mm, dz=5mm
Reference Value = 6.486 V/m; Power Drift = -0.18 dB
Peak SAR (extrapolated) = 0.409 W/kg
SAR(1 g) = 0.304 W/kg; SAR(10 g) = 0.229 W/kg
Maximum value of SAR (measured) = 0.317 W/kg

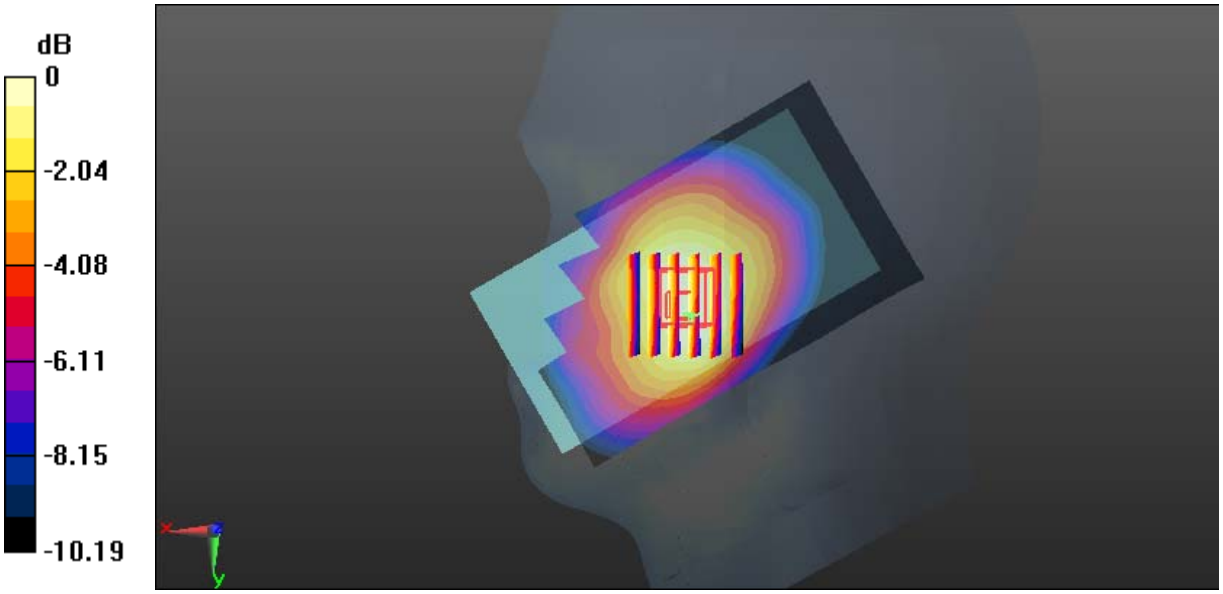

0 dB = 0.317 W/kg = -4.99 dBW/kg

Test Plot 4#: GSM 850_Head Right Tilt_Middle

DUT: L506; Type: L506 Single SIM; Serial: 18121000920

Communication System: Generic GSM; Frequency: 836.6 MHz;Duty Cycle: 1:8
Medium parameters used: f = 836.6 MHz; σ = 0.875 S/m; ε_r = 42.339; ρ = 1000 kg/m^3 ;
Phantom section: Right Section

DASY5 Configuration:

- Probe: ES3DV2 - SN3019; ConvF(6.59, 6.59, 6.59); Calibrated: 2018/11/2;
- Sensor-Surface: 4mm (Mechanical Surface Detection)
- Electronics: DAE3 Sn471; Calibrated: 2018/12/3
- Phantom: SAM (30deg probe tilt) with CRP v5.0_20150321; Type: QD000P40CD; Serial: TP:1874
- Measurement SW: DASY52, Version 52.8 (8);

Area Scan (61x101x1): Interpolated grid: dx=1.500 mm, dy=1.500 mm
Maximum value of SAR (interpolated) = 0.147 W/kg

Zoom Scan (6x6x7)/Cube 0: Measurement grid: dx=8mm, dy=8mm, dz=5mm
Reference Value = 7.691 V/m; Power Drift = -0.14 dB
Peak SAR (extrapolated) = 0.168 W/kg
SAR(1 g) = 0.141 W/kg; SAR(10 g) = 0.111 W/kg
Maximum value of SAR (measured) = 0.146 W/kg



0 dB = 0.146 W/kg = -8.36 dBW/kg

Test Plot 5#: GSM 850_Body Worn Back_Middle

DUT: L506; Type: L506 Single SIM; Serial: 18121000920

Communication System: Generic GSM; Frequency: 836.6 MHz;Duty Cycle: 1:8
Medium parameters used: f = 836.6 MHz; σ = 0.957 S/m; ε_r = 57.22; ρ = 1000 kg/m^3 ;
Phantom section: Flat Section

DASY5 Configuration:

- Probe: ES3DV2 - SN3019; ConvF(6.53, 6.53, 6.53); Calibrated: 2018/11/2;
- Sensor-Surface: 4mm (Mechanical Surface Detection)
- Electronics: DAE3 Sn471; Calibrated: 2018/12/3
- Phantom: SAM (30deg probe tilt) with CRP v5.0_20150321; Type: QD000P40CD; Serial: TP:1874
- Measurement SW: DASY52, Version 52.8 (8);

Area Scan (61x111x1): Interpolated grid: dx=1.500 mm, dy=1.500 mm
Maximum value of SAR (interpolated) = 0.241 W/kg

Zoom Scan (5x5x7)/Cube 0: Measurement grid: dx=8mm, dy=8mm, dz=5mm
Reference Value = 15.59 V/m; Power Drift = 0.14 dB
Peak SAR (extrapolated) = 0.287 W/kg
SAR(1 g) = 0.232 W/kg; SAR(10 g) = 0.178 W/kg
Maximum value of SAR (measured) = 0.245 W/kg

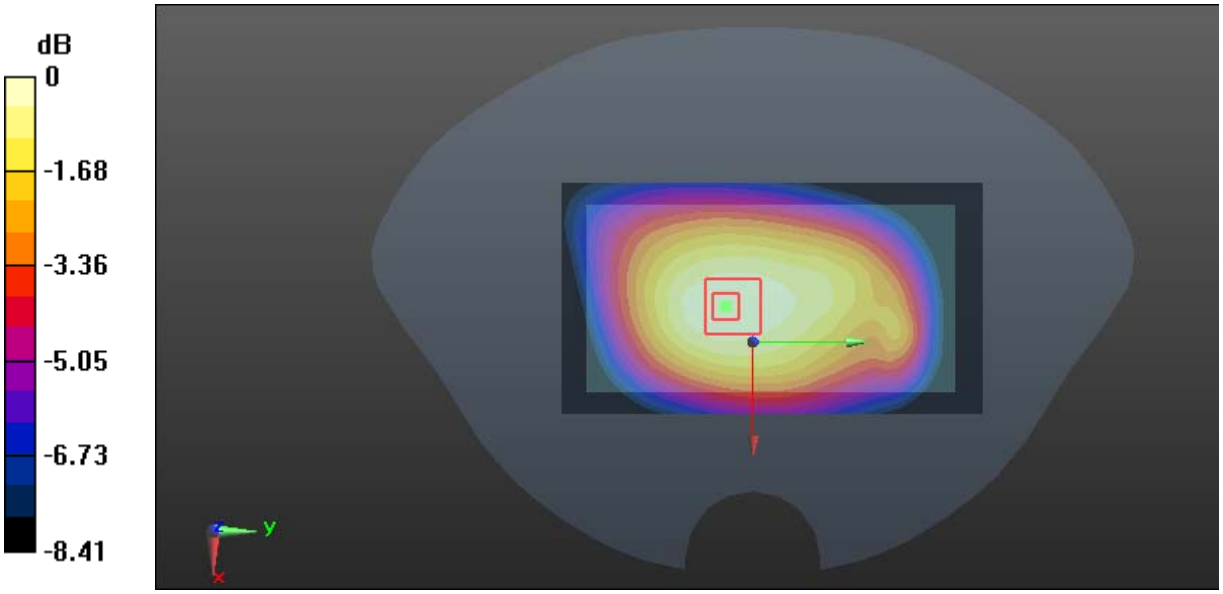

0 dB = 0.245 W/kg = -6.11 dBW/kg

Test Plot 6#: GSM 850_Body Back_Middle

DUT: L506; Type: L506 Single SIM; Serial: 18121000920

Communication System: Generic GPRS-3 slots; Frequency: 836.6 MHz;Duty Cycle: 1:2.66
Medium parameters used: f = 836.6 MHz; σ = 0.957 S/m; ε_r = 57.22; ρ = 1000 kg/m^3 ;
Phantom section: Flat Section

DASY5 Configuration:

- Probe: ES3DV2 - SN3019; ConvF(6.53, 6.53, 6.53); Calibrated: 2018/11/2;
- Sensor-Surface: 4mm (Mechanical Surface Detection)
- Electronics: DAE3 Sn471; Calibrated: 2018/12/3
- Phantom: SAM (30deg probe tilt) with CRP v5.0_20150321; Type: QD000P40CD; Serial: TP:1874
- Measurement SW: DASY52, Version 52.8 (8);

Area Scan (61x111x1): Interpolated grid: dx=1.500 mm, dy=1.500 mm
Maximum value of SAR (interpolated) = 0.444 W/kg

Zoom Scan (5x5x7)/Cube 0: Measurement grid: dx=8mm, dy=8mm, dz=5mm
Reference Value = 21.69 V/m; Power Drift = -0.03 dB
Peak SAR (extrapolated) = 0.519 W/kg
SAR(1 g) = 0.424 W/kg; SAR(10 g) = 0.326 W/kg
Maximum value of SAR (measured) = 0.444 W/kg

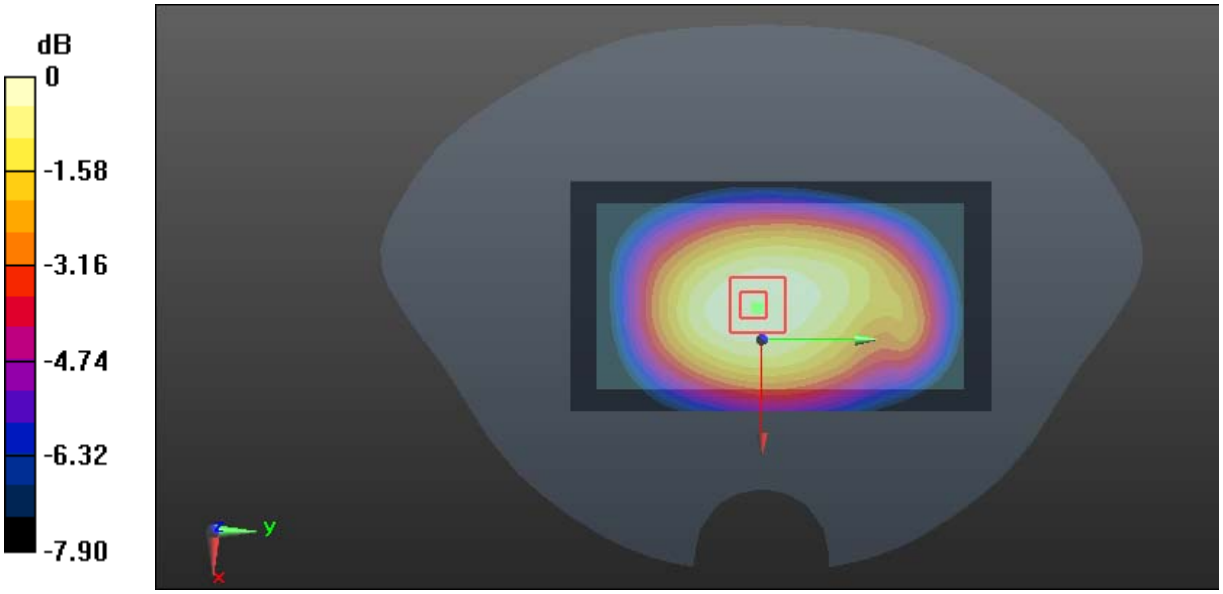

0 dB = 0.444 W/kg = -3.53 dBW/kg

Test Plot 7#: GSM 850_Body Right_Middle

DUT: L506; Type: L506 Single SIM; Serial: 18121000920

Communication System: Generic GPRS-3 slots; Frequency: 836.6 MHz;Duty Cycle: 1:2.66
Medium parameters used: f = 836.6 MHz; σ = 0.957 S/m; ε_r = 57.22; ρ = 1000 kg/m^3 ;
Phantom section: Flat Section

DASY5 Configuration:

- Probe: ES3DV2 - SN3019; ConvF(6.53, 6.53, 6.53); Calibrated: 2018/11/2;
- Sensor-Surface: 4mm (Mechanical Surface Detection)
- Electronics: DAE3 Sn471; Calibrated: 2018/12/3
- Phantom: SAM (30deg probe tilt) with CRP v5.0_20150321; Type: QD000P40CD; Serial: TP:1874
- Measurement SW: DASY52, Version 52.8 (8);

Area Scan (41x111x1): Interpolated grid: dx=1.500 mm, dy=1.500 mm
Maximum value of SAR (interpolated) = 0.114 W/kg

Zoom Scan (5x5x7)/Cube 0: Measurement grid: dx=8mm, dy=8mm, dz=5mm
Reference Value = 10.80 V/m; Power Drift = -0.04 dB
Peak SAR (extrapolated) = 0.140 W/kg
SAR(1 g) = 0.108 W/kg; SAR(10 g) = 0.077 W/kg
Maximum value of SAR (measured) = 0.114 W/kg

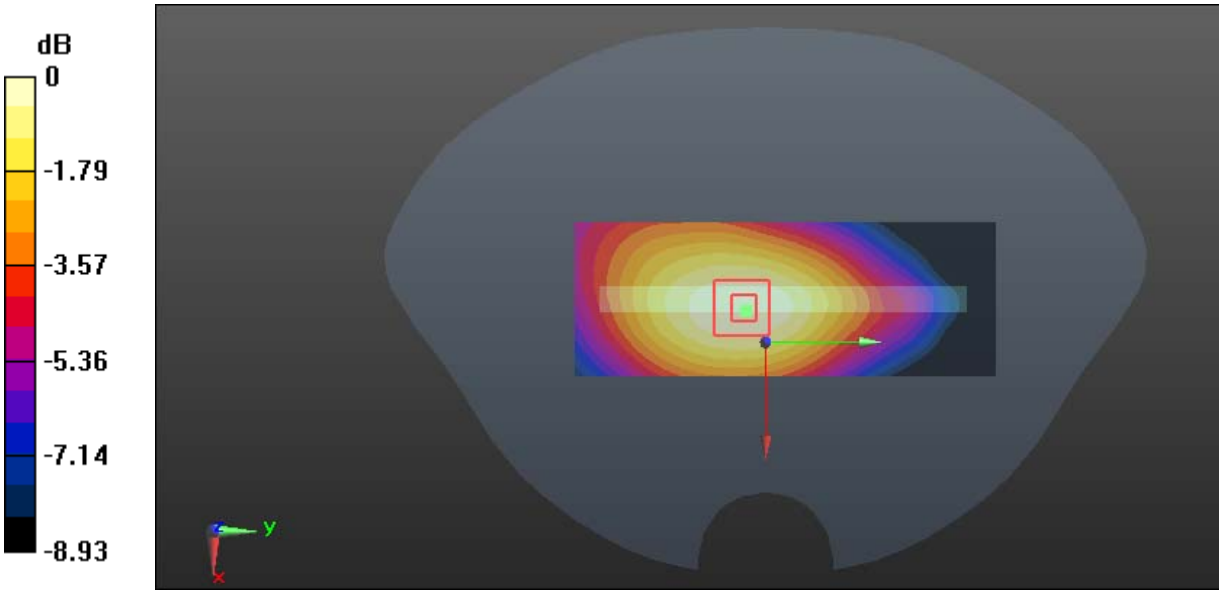

0 dB = 0.114 W/kg = -9.43 dBW/kg

Test Plot 8#: GSM 850_Body Bottom_Middle

DUT: L506; Type: L506 Single SIM; Serial: 18121000920

Communication System: Generic GPRS-3 slots; Frequency: 836.6 MHz;Duty Cycle: 1:2.66
Medium parameters used: f = 836.6 MHz; σ = 0.957 S/m; ε_r = 57.22; ρ = 1000 kg/m^3 ;
Phantom section: Flat Section

DASY5 Configuration:

- Probe: ES3DV2 - SN3019; ConvF(6.53, 6.53, 6.53); Calibrated: 2018/11/2;
- Sensor-Surface: 4mm (Mechanical Surface Detection)
- Electronics: DAE3 Sn471; Calibrated: 2018/12/3
- Phantom: SAM (30deg probe tilt) with CRP v5.0_20150321; Type: QD000P40CD; Serial: TP:1874
- Measurement SW: DASY52, Version 52.8 (8);

Area Scan (41x61x1): Interpolated grid: dx=1.500 mm, dy=1.500 mm
Maximum value of SAR (interpolated) = 0.162 W/kg

Zoom Scan (5x5x7)/Cube 0: Measurement grid: dx=8mm, dy=8mm, dz=5mm
Reference Value = 13.21 V/m; Power Drift = -0.18 dB
Peak SAR (extrapolated) = 0.228 W/kg
SAR(1 g) = 0.143 W/kg; SAR(10 g) = 0.091 W/kg
Maximum value of SAR (measured) = 0.156 W/kg

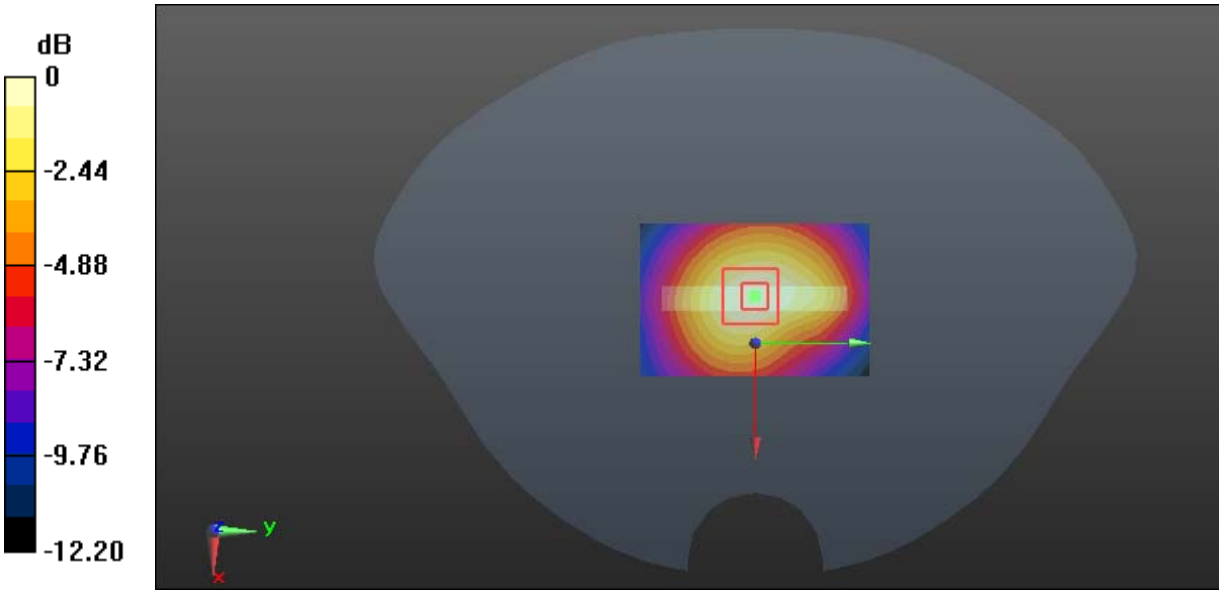

0 dB = 0.156 W/kg = -8.07 dBW/kg

Test Plot 9#: GSM 1900_Head Left Cheek_Middle

DUT: L506; Type: L506 Single SIM; Serial: 18121000920

Communication System: Generic GSM; Frequency: 1880 MHz;Duty Cycle: 1:8
Medium parameters used: f = 1880 MHz; σ = 1.365 S/m; ε_r = 40.363; ρ = 1000 kg/m^3 ;
Phantom section: Left Section

DASY5 Configuration:

- Probe: ES3DV2 - SN3019; ConvF(4.89, 4.89, 4.89); Calibrated: 2018/11/2;
- Sensor-Surface: 4mm (Mechanical Surface Detection)
- Electronics: DAE3 Sn471; Calibrated: 2018/12/3
- Phantom: SAM (30deg probe tilt) with CRP v5.0_20150321; Type: QD000P40CD; Serial: TP:1874
- Measurement SW: DASY52, Version 52.8 (8);

Area Scan (61x101x1): Interpolated grid: dx=1.500 mm, dy=1.500 mm
Maximum value of SAR (interpolated) = 0.204 W/kg

Zoom Scan (5x5x7)/Cube 0: Measurement grid: dx=8mm, dy=8mm, dz=5mm
Reference Value = 4.357 V/m; Power Drift = -0.17 dB
Peak SAR (extrapolated) = 0.274 W/kg
SAR(1 g) = 0.188 W/kg; SAR(10 g) = 0.126 W/kg
Maximum value of SAR (measured) = 0.198 W/kg

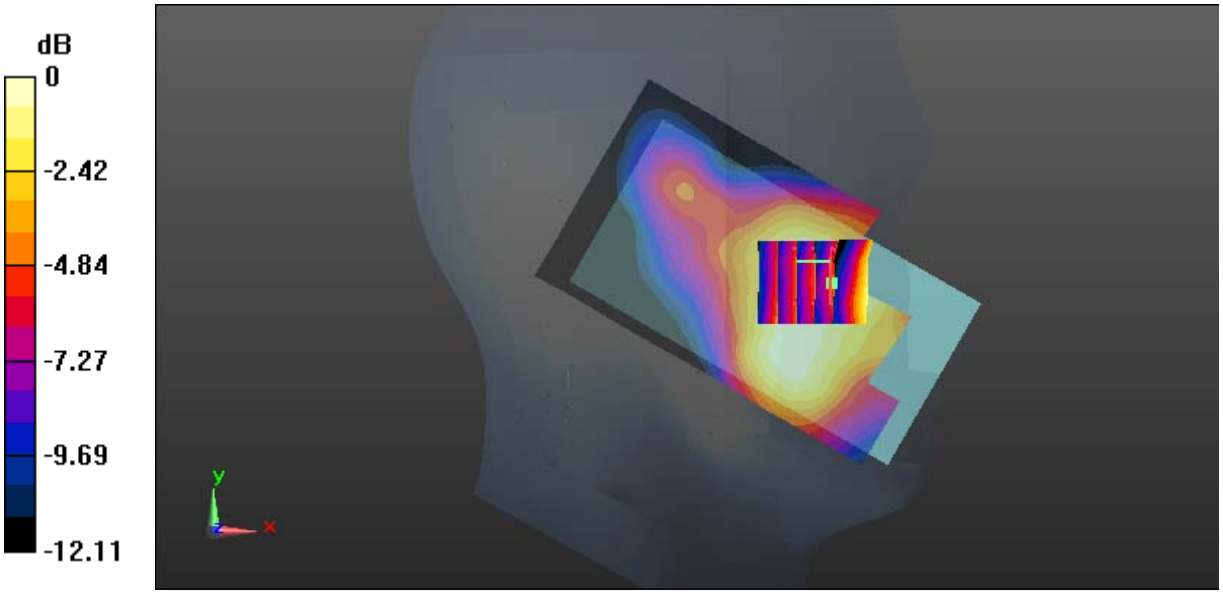

0 dB = 0.198 W/kg = -7.03 dBW/kg

Test Plot 10#: GSM 1900_Head Left Tilt_Middle

DUT: L506; Type: L506 Single SIM; Serial: 18121000920

Communication System: Generic GSM; Frequency: 1880 MHz;Duty Cycle: 1:8
Medium parameters used: f = 1880 MHz; σ = 1.365 S/m; ε_r = 40.363; ρ = 1000 kg/m^3 ;
Phantom section: Left Section

DASY5 Configuration:

- Probe: ES3DV2 - SN3019; ConvF(4.89, 4.89, 4.89); Calibrated: 2018/11/2;
- Sensor-Surface: 4mm (Mechanical Surface Detection)
- Electronics: DAE3 Sn471; Calibrated: 2018/12/3
- Phantom: SAM (30deg probe tilt) with CRP v5.0_20150321; Type: QD000P40CD; Serial: TP:1874
- Measurement SW: DASY52, Version 52.8 (8);

Area Scan (61x101x1): Interpolated grid: dx=1.500 mm, dy=1.500 mm
Maximum value of SAR (interpolated) = 0.0808 W/kg

Zoom Scan (6x6x7)/Cube 0: Measurement grid: dx=8mm, dy=8mm, dz=5mm
Reference Value = 6.354 V/m; Power Drift = 0.17 dB
Peak SAR (extrapolated) = 0.121 W/kg
SAR(1 g) = 0.071 W/kg; SAR(10 g) = 0.042 W/kg
Maximum value of SAR (measured) = 0.0787 W/kg

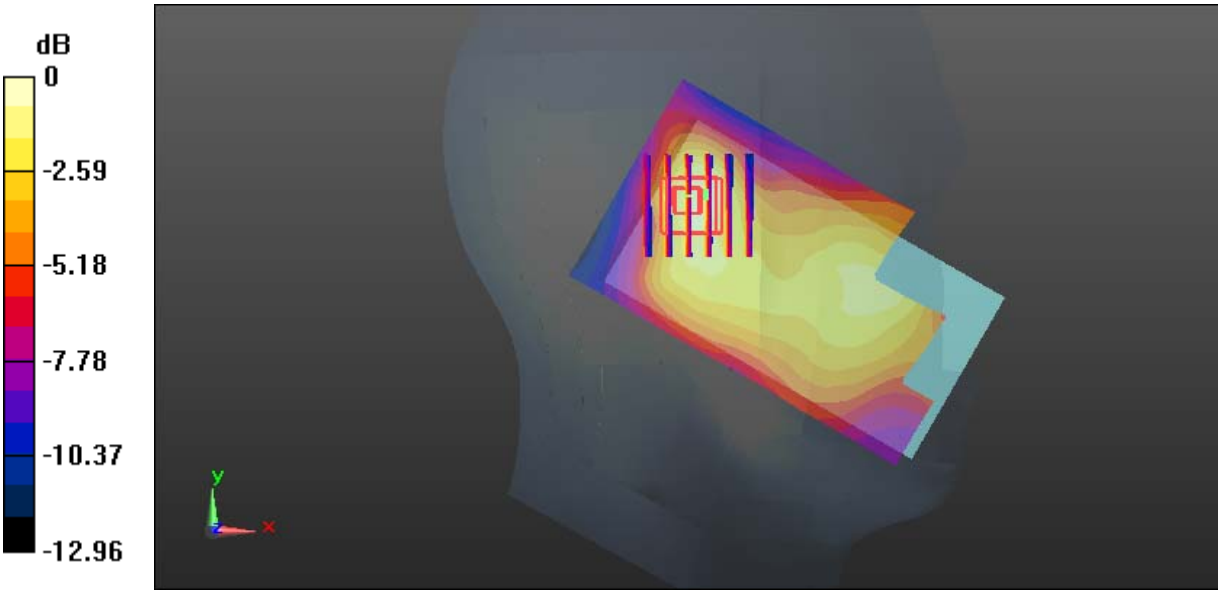

0 dB = 0.0787 W/kg = -11.04 dBW/kg

Test Plot 11#: GSM 1900_Head Right Cheek_Middle

DUT: L506; Type: L506 Single SIM; Serial: 18121000920

Communication System: Generic GSM; Frequency: 1880 MHz;Duty Cycle: 1:8
Medium parameters used: f = 1880 MHz; σ = 1.365 S/m; ε_r = 40.363; ρ = 1000 kg/m^3 ;
Phantom section: Right Section

DASY5 Configuration:

- Probe: ES3DV2 - SN3019; ConvF(4.89, 4.89, 4.89); Calibrated: 2018/11/2;
- Sensor-Surface: 4mm (Mechanical Surface Detection)
- Electronics: DAE3 Sn471; Calibrated: 2018/12/3
- Phantom: SAM (30deg probe tilt) with CRP v5.0_20150321; Type: QD000P40CD; Serial: TP:1874
- Measurement SW: DASY52, Version 52.8 (8);

Area Scan (61x101x1): Interpolated grid: dx=1.500 mm, dy=1.500 mm
Maximum value of SAR (interpolated) = 0.375 W/kg

Zoom Scan (6x6x7)/Cube 0: Measurement grid: dx=8mm, dy=8mm, dz=5mm
Reference Value = 3.652 V/m; Power Drift = 0.14 dB
Peak SAR (extrapolated) = 0.622 W/kg
SAR(1 g) = 0.350 W/kg; SAR(10 g) = 0.196 W/kg
Maximum value of SAR (measured) = 0.377 W/kg



0 dB = 0.377 W/kg = -4.24 dBW/kg

Test Plot 12#: GSM 1900_Head Right Tilt_Middle

DUT: L506; Type: L506 Single SIM; Serial: 18121000920

Communication System: Generic GSM; Frequency: 1880 MHz;Duty Cycle: 1:8
Medium parameters used: f = 1880 MHz; σ = 1.365 S/m; ε_r = 40.363; ρ = 1000 kg/m^3 ;
Phantom section: Right Section

DASY5 Configuration:

- Probe: ES3DV2 - SN3019; ConvF(4.89, 4.89, 4.89); Calibrated: 2018/11/2;
- Sensor-Surface: 4mm (Mechanical Surface Detection)
- Electronics: DAE3 Sn471; Calibrated: 2018/12/3
- Phantom: SAM (30deg probe tilt) with CRP v5.0_20150321; Type: QD000P40CD; Serial: TP:1874
- Measurement SW: DASY52, Version 52.8 (8);

Area Scan (61x101x1): Interpolated grid: dx=1.500 mm, dy=1.500 mm
Maximum value of SAR (interpolated) = 0.0808 W/kg

Zoom Scan (5x5x7)/Cube 0: Measurement grid: dx=8mm, dy=8mm, dz=5mm
Reference Value = 6.342 V/m; Power Drift = -0.07 dB
Peak SAR (extrapolated) = 0.111 W/kg
SAR(1 g) = 0.075 W/kg; SAR(10 g) = 0.049 W/kg
Maximum value of SAR (measured) = 0.0826 W/kg

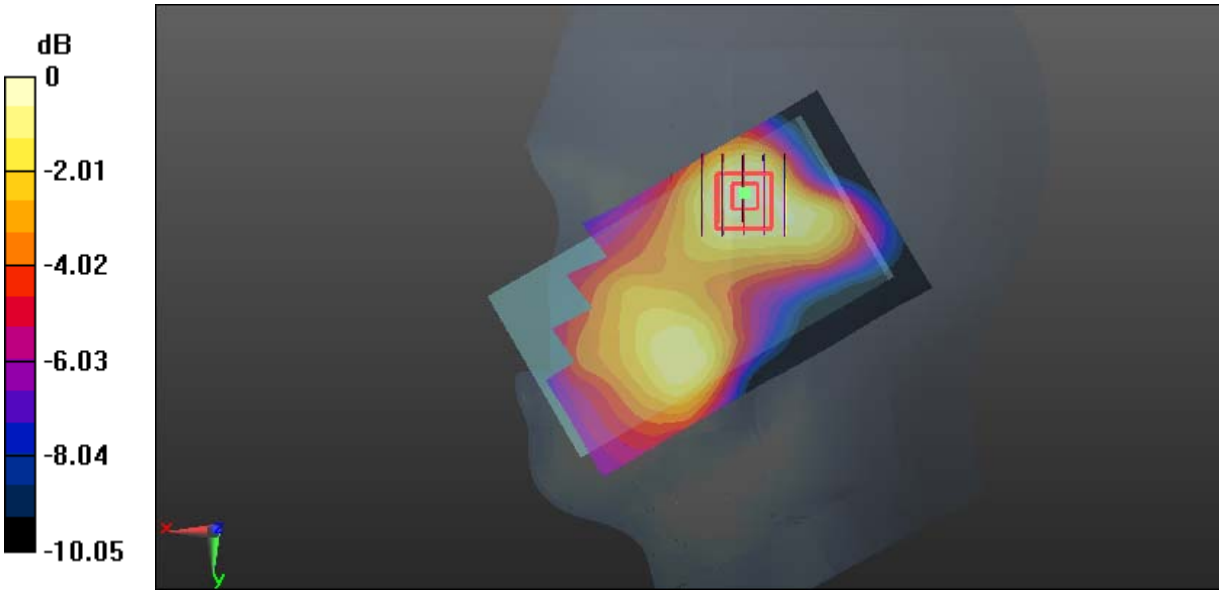

0 dB = 0.0826 W/kg = -10.83 dBW/kg

Test Plot 13#: GSM 1900_Body Worn Back_Middle

DUT: L506; Type: L506 Single SIM; Serial: 18121000920

Communication System: Generic GSM; Frequency: 1880 MHz;Duty Cycle: 1:8
Medium parameters used: f = 1880 MHz; σ = 1.485 S/m; ε_r = 54.196; ρ = 1000 kg/m^3 ;
Phantom section: Flat Section

DASY5 Configuration:

- Probe: ES3DV2 - SN3019; ConvF(4.51, 4.51, 4.51); Calibrated: 2018/11/2;
- Sensor-Surface: 4mm (Mechanical Surface Detection)
- Electronics: DAE3 Sn471; Calibrated: 2018/12/3
- Phantom: SAM (30deg probe tilt) with CRP v5.0_20150321; Type: QD000P40CD; Serial: TP:1874
- Measurement SW: DASY52, Version 52.8 (8);

Area Scan (61x111x1): Interpolated grid: dx=1.500 mm, dy=1.500 mm
Maximum value of SAR (interpolated) = 0.475 W/kg

Zoom Scan (6x6x7)/Cube 0: Measurement grid: dx=8mm, dy=8mm, dz=5mm
Reference Value = 6.148 V/m; Power Drift = -0.05 dB
Peak SAR (extrapolated) = 0.665 W/kg
SAR(1 g) = 0.418 W/kg; SAR(10 g) = 0.237 W/kg
Maximum value of SAR (measured) = 0.478 W/kg

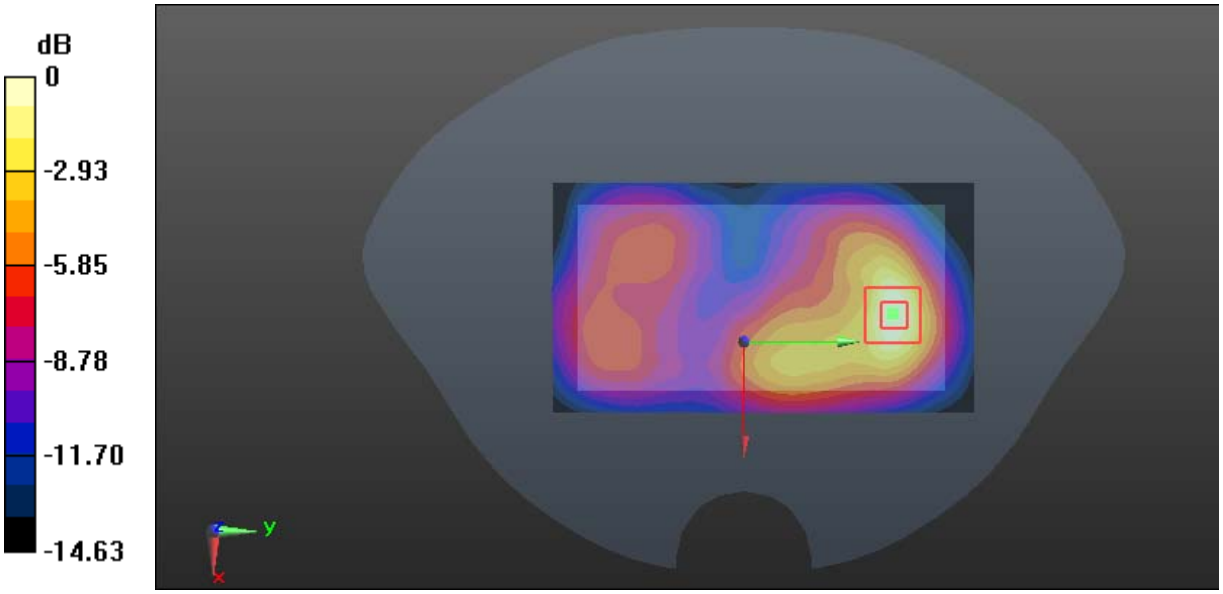

0 dB = 0.478 W/kg = -3.21 dBW/kg

Test Plot 14#: GSM 1900_Body Back_Middle

DUT: L506; Type: L506 Single SIM; Serial: 18121000920

Communication System: Generic GPRS-3 slots; Frequency: 1880 MHz;Duty Cycle: 1:2.66
Medium parameters used: f = 1880 MHz; σ = 1.485 S/m; ε_r = 54.196; ρ = 1000 kg/m^3 ;
Phantom section: Flat Section

DASY5 Configuration:

- Probe: ES3DV2 - SN3019; ConvF(4.51, 4.51, 4.51); Calibrated: 2018/11/2;
- Sensor-Surface: 4mm (Mechanical Surface Detection)
- Electronics: DAE3 Sn471; Calibrated: 2018/12/3
- Phantom: SAM (30deg probe tilt) with CRP v5.0_20150321; Type: QD000P40CD; Serial: TP:1874
- Measurement SW: DASY52, Version 52.8 (8);

Area Scan (61x111x1): Interpolated grid: dx=1.500 mm, dy=1.500 mm
Maximum value of SAR (interpolated) = 0.505 W/kg

Zoom Scan (5x5x7)/Cube 0: Measurement grid: dx=8mm, dy=8mm, dz=5mm
Reference Value = 5.248 V/m; Power Drift = 0.08 dB
Peak SAR (extrapolated) = 0.795 W/kg
SAR(1 g) = 0.491 W/kg; SAR(10 g) = 0.276 W/kg
Maximum value of SAR (measured) = 0.548 W/kg

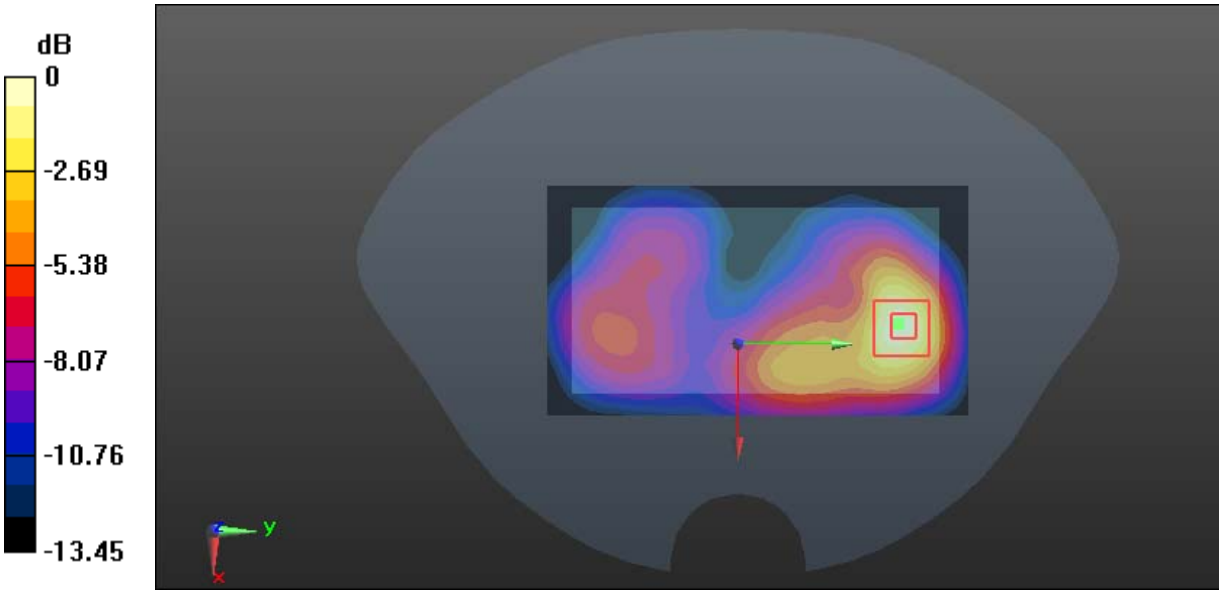

0 dB = 0.548 W/kg = -2.61 dBW/kg

Test Plot 15#: GSM 1900_Body Right_Middle

DUT: L506; Type: L506 Single SIM; Serial: 18121000920

Communication System: Generic GPRS-3 slots; Frequency: 1880 MHz;Duty Cycle: 1:2.66
Medium parameters used: f = 1880 MHz; σ = 1.485 S/m; ε_r = 54.196; ρ = 1000 kg/m^3 ;
Phantom section: Flat Section

DASY5 Configuration:

- Probe: ES3DV2 - SN3019; ConvF(4.51, 4.51, 4.51); Calibrated: 2018/11/2;
- Sensor-Surface: 4mm (Mechanical Surface Detection)
- Electronics: DAE3 Sn471; Calibrated: 2018/12/3
- Phantom: SAM (30deg probe tilt) with CRP v5.0_20150321; Type: QD000P40CD; Serial: TP:1874
- Measurement SW: DASY52, Version 52.8 (8);

Area Scan (41x111x1): Interpolated grid: dx=1.500 mm, dy=1.500 mm
Maximum value of SAR (interpolated) = 0.0837 W/kg

Zoom Scan (5x5x7)/Cube 0: Measurement grid: dx=8mm, dy=8mm, dz=5mm
Reference Value = 6.006 V/m; Power Drift = 0.19 dB
Peak SAR (extrapolated) = 0.203 W/kg
SAR(1 g) = 0.080 W/kg; SAR(10 g) = 0.041 W/kg
Maximum value of SAR (measured) = 0.0813 W/kg

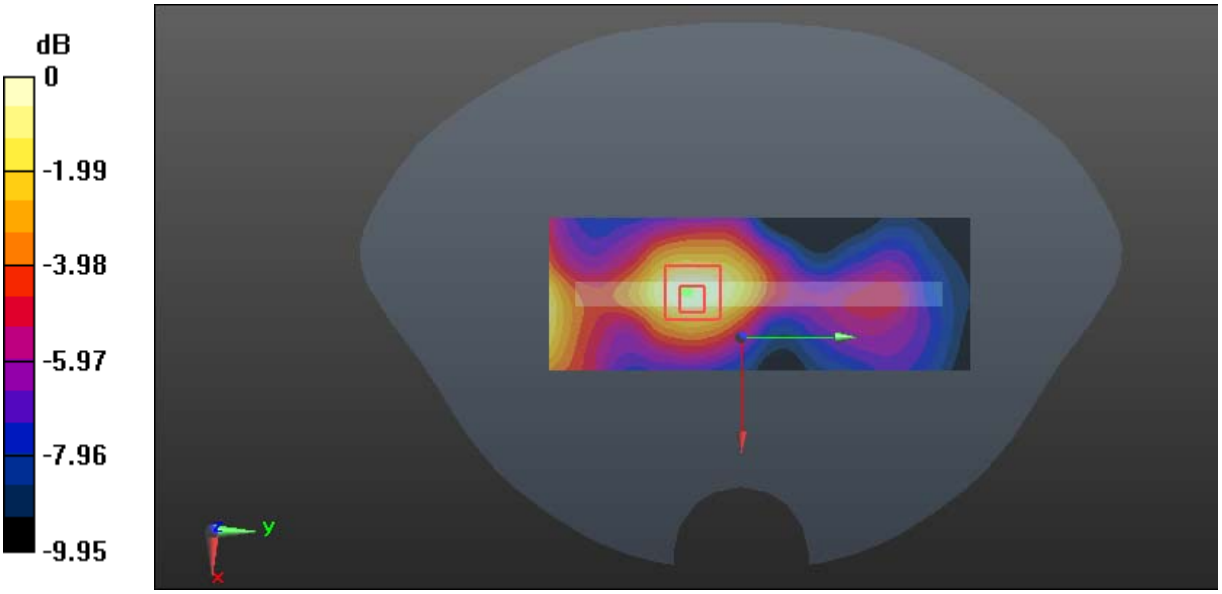

0 dB = 0.0813 W/kg = -10.90 dBW/kg

Test Plot 16#: GSM 1900_Body Bottom_Middle

DUT: L506; Type: L506 Single SIM; Serial: 18121000920

Communication System: Generic GPRS-3 slots; Frequency: 1880 MHz;Duty Cycle: 1:2.66
Medium parameters used: f = 1880 MHz; σ = 1.485 S/m; ε_r = 54.196; ρ = 1000 kg/m^3 ;
Phantom section: Flat Section

DASY5 Configuration:

- Probe: ES3DV2 - SN3019; ConvF(4.51, 4.51, 4.51); Calibrated: 2018/11/2;
- Sensor-Surface: 4mm (Mechanical Surface Detection)
- Electronics: DAE3 Sn471; Calibrated: 2018/12/3
- Phantom: SAM (30deg probe tilt) with CRP v5.0_20150321; Type: QD000P40CD; Serial: TP:1874
- Measurement SW: DASY52, Version 52.8 (8);

Area Scan (41x61x1): Interpolated grid: dx=1.500 mm, dy=1.500 mm
Maximum value of SAR (interpolated) = 0.538 W/kg

Zoom Scan (5x5x7)/Cube 0: Measurement grid: dx=8mm, dy=8mm, dz=5mm
Reference Value = 17.24 V/m; Power Drift = -0.17 dB
Peak SAR (extrapolated) = 0.747 W/kg
SAR(1 g) = 0.468 W/kg; SAR(10 g) = 0.266 W/kg
Maximum value of SAR (measured) = 0.524 W/kg

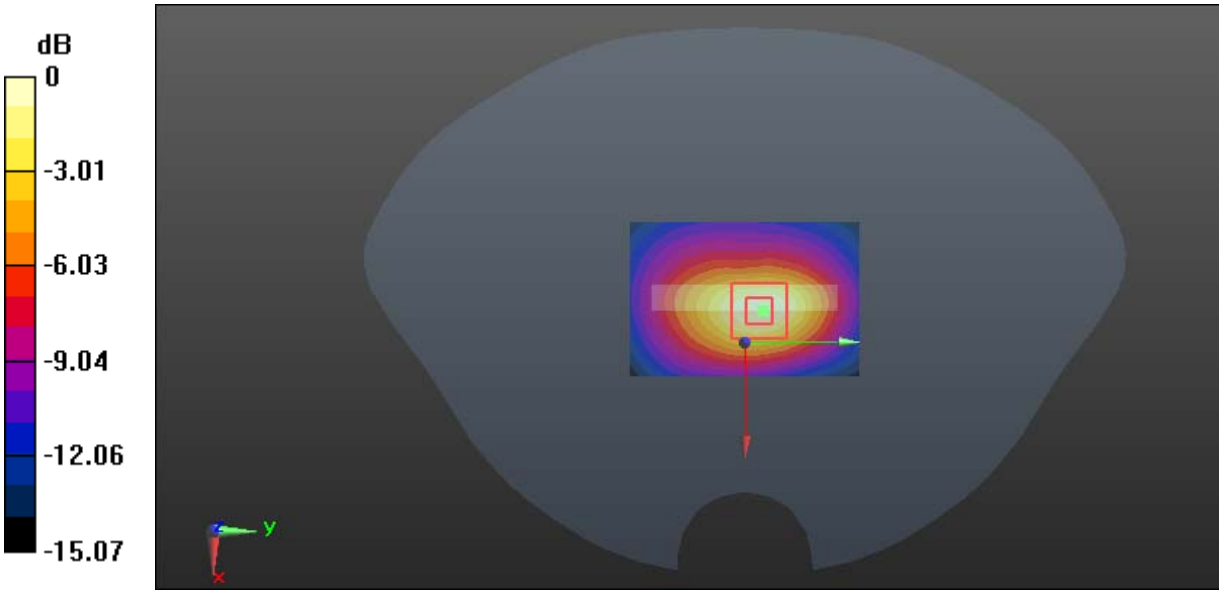

0 dB = 0.524 W/kg = -2.81 dBW/kg

Test Plot 17#: WCDMA Band 2_Head Left Cheek_Middle

DUT: L506; Type: L506 Single SIM; Serial: 18121000920

Communication System: WCDMA; Frequency: 1880 MHz;Duty Cycle: 1:1
Medium parameters used: f = 1880 MHz; σ = 1.365 S/m; ε_r = 40.363; ρ = 1000 kg/m^3 ;
Phantom section: Left Section

DASY5 Configuration:

- Probe: ES3DV2 - SN3019; ConvF(4.89, 4.89, 4.89); Calibrated: 2018/11/2;
- Sensor-Surface: 4mm (Mechanical Surface Detection)
- Electronics: DAE3 Sn471; Calibrated: 2018/12/3
- Phantom: SAM (30deg probe tilt) with CRP v5.0_20150321; Type: QD000P40CD; Serial: TP:1874
- Measurement SW: DASY52, Version 52.8 (8);

Area Scan (61x101x1): Interpolated grid: dx=1.500 mm, dy=1.500 mm
Maximum value of SAR (interpolated) = 0.355 W/kg

Zoom Scan (6x6x7)/Cube 0: Measurement grid: dx=8mm, dy=8mm, dz=5mm
Reference Value = 7.267 V/m; Power Drift = -0.02 dB
Peak SAR (extrapolated) = 0.482 W/kg
SAR(1 g) = 0.321 W/kg; SAR(10 g) = 0.210 W/kg
Maximum value of SAR (measured) = 0.340 W/kg

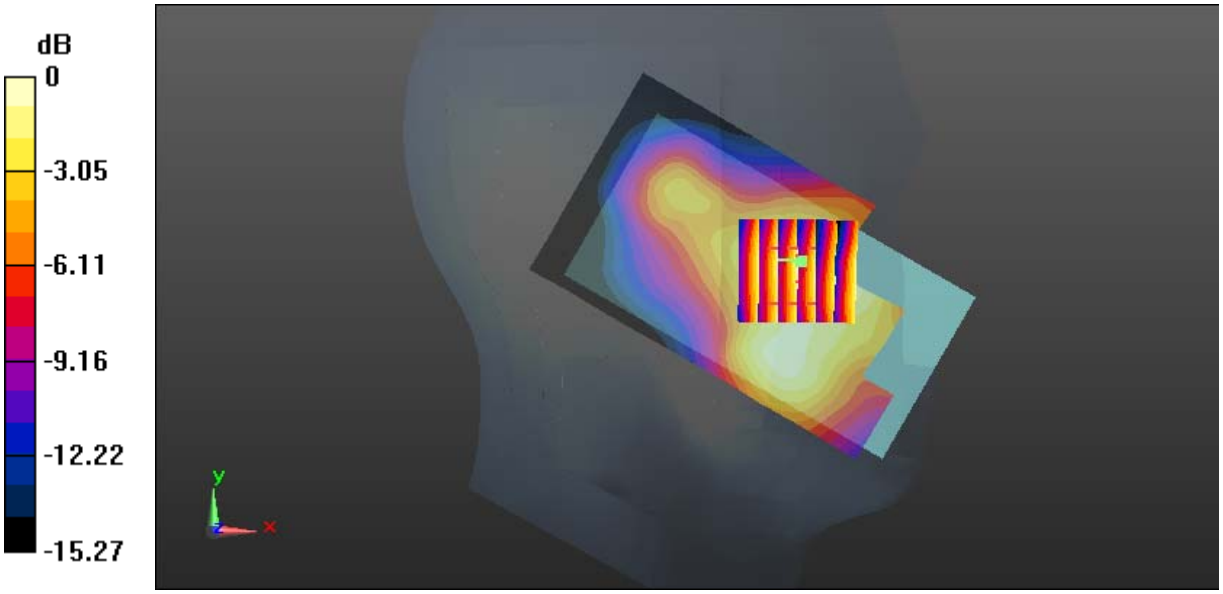

0 dB = 0.340 W/kg = -4.69 dBW/kg

Test Plot 18#: WCDMA Band 2_Head Left Tilt_Middle

DUT: L506; Type: L506 Single SIM; Serial: 18121000920

Communication System: WCDMA; Frequency: 1880 MHz;Duty Cycle: 1:1
Medium parameters used: f = 1880 MHz; σ = 1.365 S/m; ε_r = 40.363; ρ = 1000 kg/m^3 ;
Phantom section: Left Section

DASY5 Configuration:

- Probe: ES3DV2 - SN3019; ConvF(4.89, 4.89, 4.89); Calibrated: 2018/11/2;
- Sensor-Surface: 4mm (Mechanical Surface Detection)
- Electronics: DAE3 Sn471; Calibrated: 2018/12/3
- Phantom: SAM (30deg probe tilt) with CRP v5.0_20150321; Type: QD000P40CD; Serial: TP:1874
- Measurement SW: DASY52, Version 52.8 (8);

Area Scan (61x101x1): Interpolated grid: dx=1.500 mm, dy=1.500 mm
Maximum value of SAR (interpolated) = 0.182 W/kg

Zoom Scan (6x6x7)/Cube 0: Measurement grid: dx=8mm, dy=8mm, dz=5mm
Reference Value = 10.24 V/m; Power Drift = 0.04 dB
Peak SAR (extrapolated) = 0.268 W/kg
SAR(1 g) = 0.156 W/kg; SAR(10 g) = 0.088 W/kg
Maximum value of SAR (measured) = 0.162 W/kg

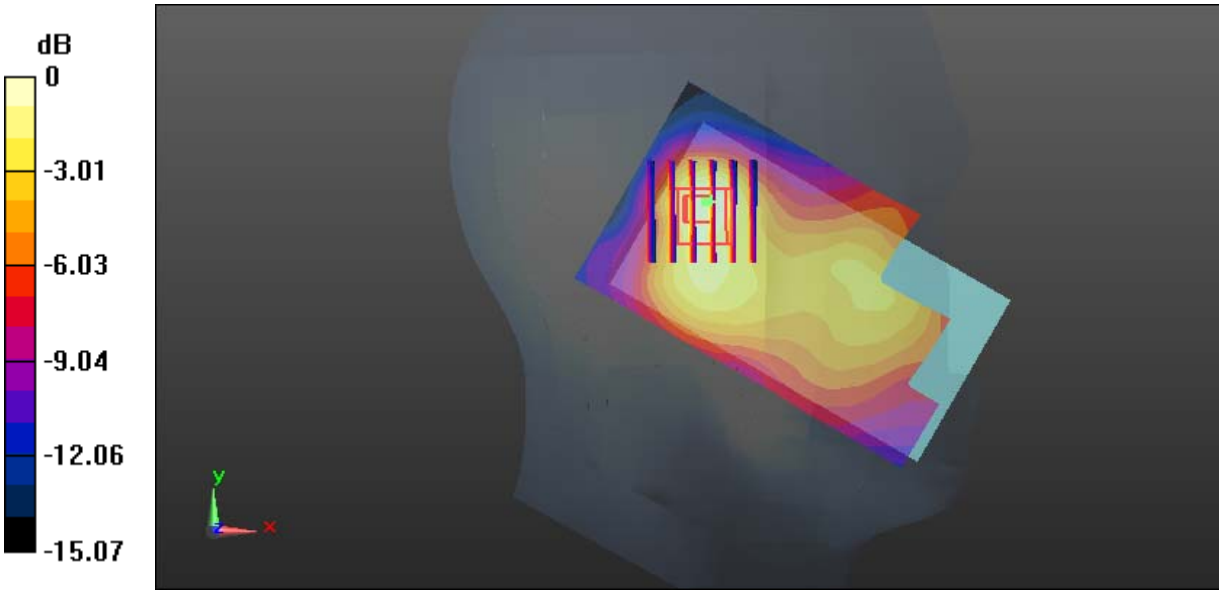

0 dB = 0.162 W/kg = -7.90 dBW/kg

Test Plot 19#: WCDMA Band 2_Head Right Cheek_Middle

DUT: L506; Type: L506 Single SIM; Serial: 18121000920

Communication System: WCDMA; Frequency: 1880 MHz;Duty Cycle: 1:1
Medium parameters used: f = 1880 MHz; σ = 1.365 S/m; ε_r = 40.363; ρ = 1000 kg/m^3 ;
Phantom section: Right Section

DASY5 Configuration:

- Probe: ES3DV2 - SN3019; ConvF(4.89, 4.89, 4.89); Calibrated: 2018/11/2;
- Sensor-Surface: 4mm (Mechanical Surface Detection)
- Electronics: DAE3 Sn471; Calibrated: 2018/12/3
- Phantom: SAM (30deg probe tilt) with CRP v5.0_20150321; Type: QD000P40CD; Serial: TP:1874
- Measurement SW: DASY52, Version 52.8 (8);

Area Scan (61x101x1): Interpolated grid: dx=1.500 mm, dy=1.500 mm
Maximum value of SAR (interpolated) = 0.777 W/kg

Zoom Scan (6x6x7)/Cube 0: Measurement grid: dx=8mm, dy=8mm, dz=5mm
Reference Value = 4.719 V/m; Power Drift = 0.15 dB
Peak SAR (extrapolated) = 1.13 W/kg
SAR(1 g) = 0.684 W/kg; SAR(10 g) = 0.396 W/kg
Maximum value of SAR (measured) = 0.737 W/kg

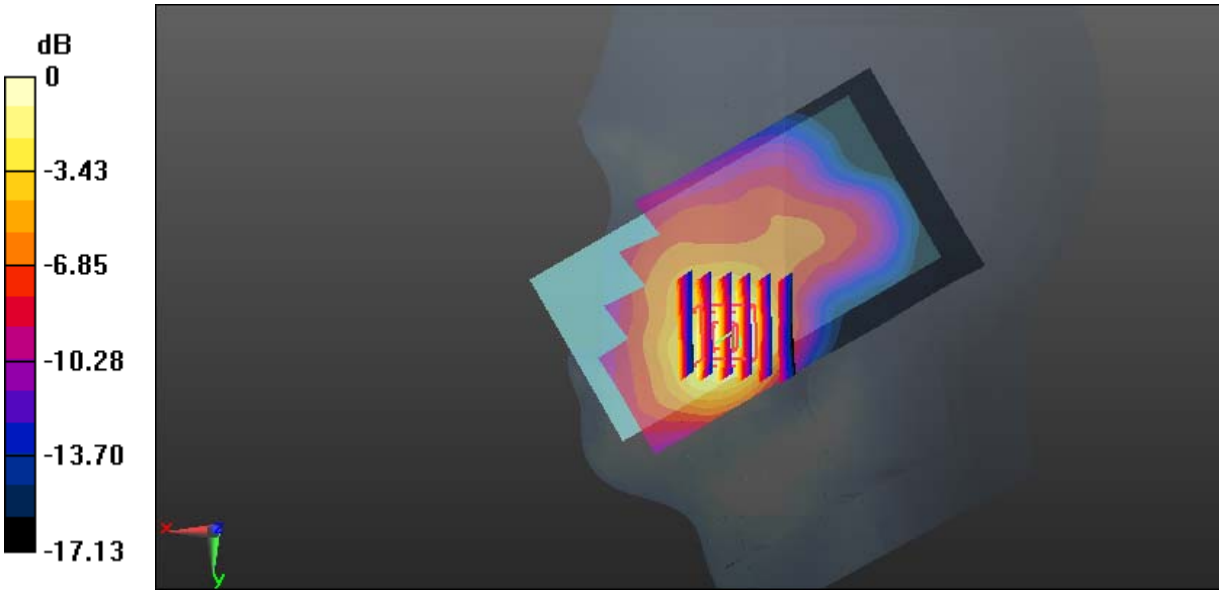

0 dB = 0.737 W/kg = -1.33 dBW/kg

Test Plot 20#: WCDMA Band 2_Head Right Tilt_Middle

DUT: L506; Type: L506 Single SIM; Serial: 18121000920

Communication System: WCDMA; Frequency: 1880 MHz;Duty Cycle: 1:1
Medium parameters used: f = 1880 MHz; σ = 1.365 S/m; ε_r = 40.363; ρ = 1000 kg/m^3 ;
Phantom section: Right Section

DASY5 Configuration:

- Probe: ES3DV2 - SN3019; ConvF(4.89, 4.89, 4.89); Calibrated: 2018/11/2;
- Sensor-Surface: 4mm (Mechanical Surface Detection)
- Electronics: DAE3 Sn471; Calibrated: 2018/12/3
- Phantom: SAM (30deg probe tilt) with CRP v5.0_20150321; Type: QD000P40CD; Serial: TP:1874
- Measurement SW: DASY52, Version 52.8 (8);

Area Scan (61x101x1): Interpolated grid: dx=1.500 mm, dy=1.500 mm
Maximum value of SAR (interpolated) = 0.180 W/kg

Zoom Scan (7x6x7)/Cube 0: Measurement grid: dx=8mm, dy=8mm, dz=5mm
Reference Value = 8.974 V/m; Power Drift = -0.14 dB
Peak SAR (extrapolated) = 0.232 W/kg
SAR(1 g) = 0.155 W/kg; SAR(10 g) = 0.101 W/kg
Maximum value of SAR (measured) = 0.165 W/kg

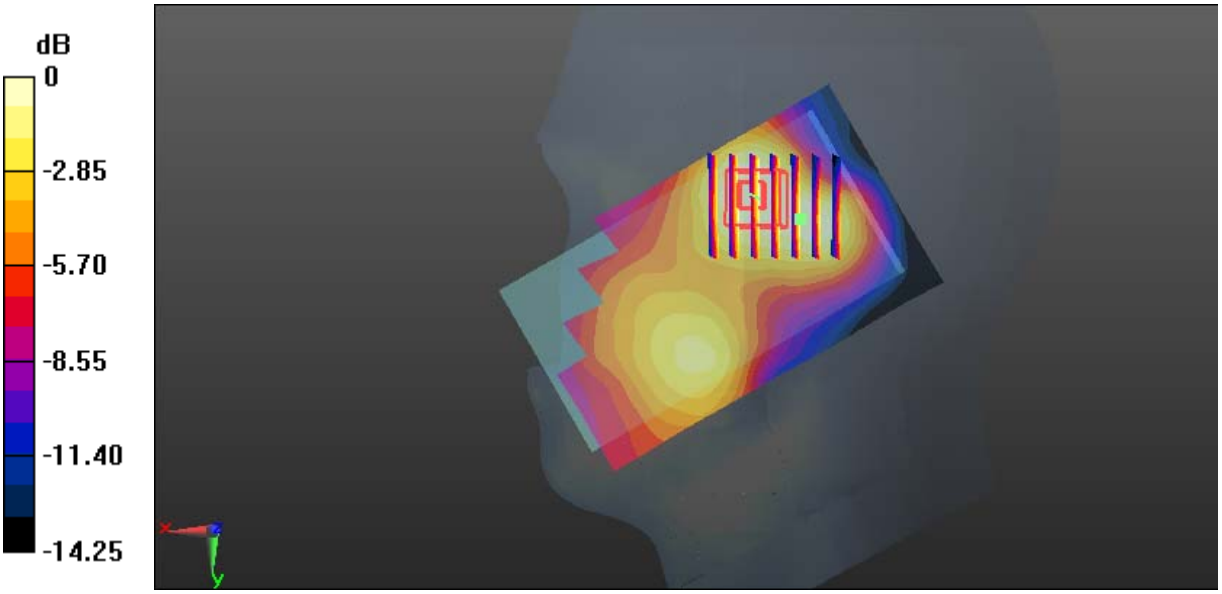

0 dB = 0.165 W/kg = -7.83 dBW/kg

Test Plot 21#: WCDMA Band 2_Body Back_Low

DUT: L506; Type: L506 Single SIM; Serial: 18121000920

Communication System: WCDMA; Frequency: 1852.4 MHz;Duty Cycle: 1:1
Medium parameters used: f = 1852.4 MHz; σ = 1.47 S/m; ε_r = 54.593; ρ = 1000 kg/m^3 ;
Phantom section: Flat Section

DASY5 Configuration:

- Probe: ES3DV2 - SN3019; ConvF(4.51, 4.51, 4.51); Calibrated: 2018/11/2;
- Sensor-Surface: 4mm (Mechanical Surface Detection)
- Electronics: DAE3 Sn471; Calibrated: 2018/12/3
- Phantom: SAM (30deg probe tilt) with CRP v5.0_20150321; Type: QD000P40CD; Serial: TP:1874
- Measurement SW: DASY52, Version 52.8 (8);

Area Scan (61x111x1): Interpolated grid: dx=1.500 mm, dy=1.500 mm
Maximum value of SAR (interpolated) = 0.805 W/kg

Zoom Scan (5x5x7)/Cube 0: Measurement grid: dx=8mm, dy=8mm, dz=5mm
Reference Value = 12.21 V/m; Power Drift = -0.01 dB
Peak SAR (extrapolated) = 1.27 W/kg
SAR(1 g) = 0.794 W/kg; SAR(10 g) = 0.464 W/kg
Maximum value of SAR (measured) = 0.882 W/kg

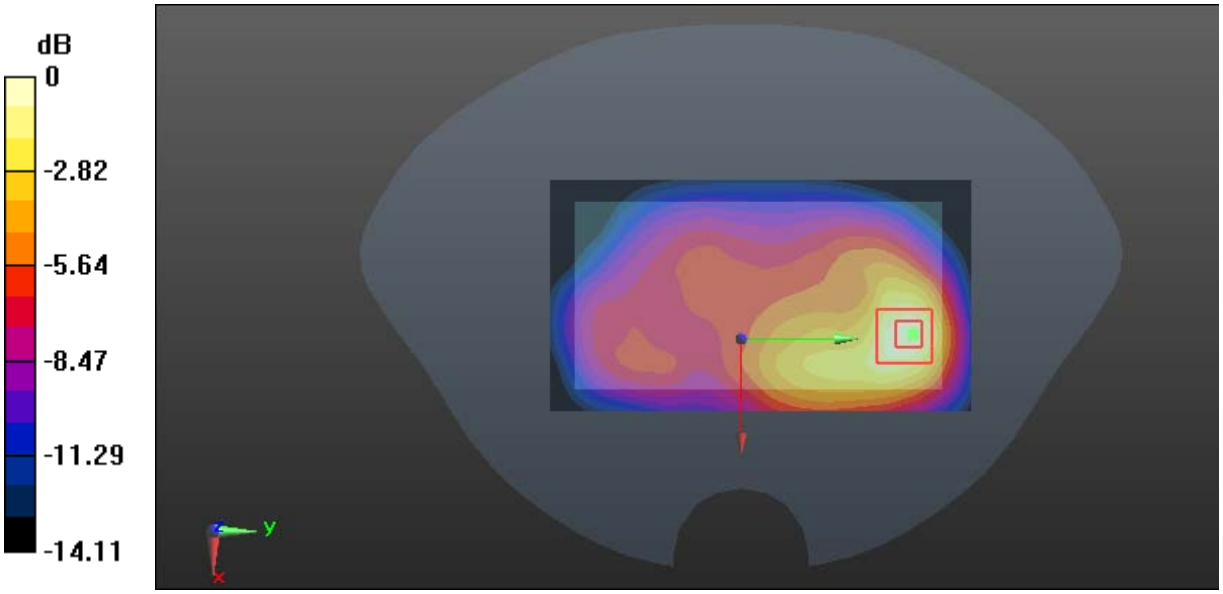

0 dB = 0.882 W/kg = -0.55 dBW/kg

Test Plot 22#: WCDMA Band 2_Body Back_Middle

DUT: L506; Type: L506 Single SIM; Serial: 18121000920

Communication System: WCDMA; Frequency: 1880 MHz;Duty Cycle: 1:1
Medium parameters used: f = 1880 MHz; σ = 1.485 S/m; ε_r = 54.196; ρ = 1000 kg/m^3 ;
Phantom section: Flat Section

DASY5 Configuration:

- Probe: ES3DV2 - SN3019; ConvF(4.51, 4.51, 4.51); Calibrated: 2018/11/2;
- Sensor-Surface: 4mm (Mechanical Surface Detection)
- Electronics: DAE3 Sn471; Calibrated: 2018/12/3
- Phantom: SAM (30deg probe tilt) with CRP v5.0_20150321; Type: QD000P40CD; Serial: TP:1874
- Measurement SW: DASY52, Version 52.8 (8);

Area Scan (61x111x1): Interpolated grid: dx=1.500 mm, dy=1.500 mm
Maximum value of SAR (interpolated) = 0.864 W/kg

Zoom Scan (6x6x7)/Cube 0: Measurement grid: dx=8mm, dy=8mm, dz=5mm
Reference Value = 9.682 V/m; Power Drift = 0.09 dB
Peak SAR (extrapolated) = 1.39 W/kg
SAR(1 g) = 0.842 W/kg; SAR(10 g) = 0.474 W/kg
Maximum value of SAR (measured) = 0.941 W/kg

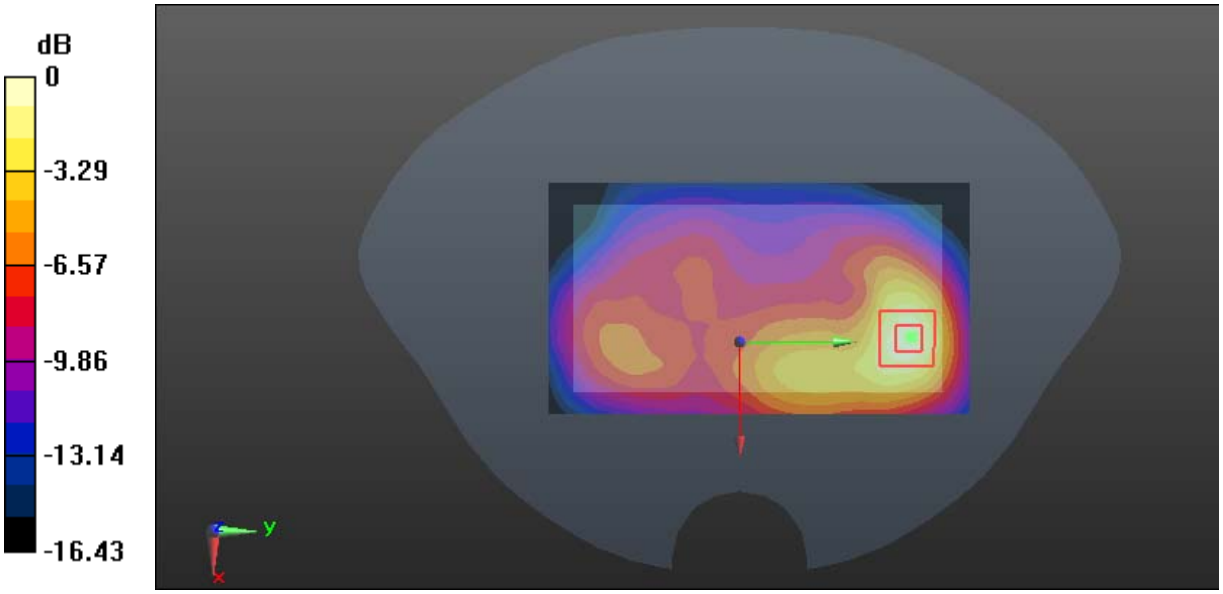

0 dB = 0.941 W/kg = -0.26 dBW/kg

Test Plot 23#: WCDMA Band 2_Body Back_High

DUT: L506; Type: L506 Single SIM; Serial: 18121000920

Communication System: WCDMA; Frequency: 1907.6 MHz;Duty Cycle: 1:1
Medium parameters used: f = 1907.6 MHz; σ = 1.517 S/m; ε_r = 54.115; ρ = 1000 kg/m^3 ;
Phantom section: Flat Section

DASY5 Configuration:

- Probe: ES3DV2 - SN3019; ConvF(4.51, 4.51, 4.51); Calibrated: 2018/11/2;
- Sensor-Surface: 4mm (Mechanical Surface Detection)
- Electronics: DAE3 Sn471; Calibrated: 2018/12/3
- Phantom: SAM (30deg probe tilt) with CRP v5.0_20150321; Type: QD000P40CD; Serial: TP:1874
- Measurement SW: DASY52, Version 52.8 (8);

Area Scan (61x111x1): Interpolated grid: dx=1.500 mm, dy=1.500 mm
Maximum value of SAR (interpolated) = 0.926 W/kg

Zoom Scan (5x5x7)/Cube 0: Measurement grid: dx=8mm, dy=8mm, dz=5mm
Reference Value = 6.623 V/m; Power Drift = -0.09 dB
Peak SAR (extrapolated) = 1.49 W/kg
SAR(1 g) = 0.904 W/kg; SAR(10 g) = 0.499 W/kg
Maximum value of SAR (measured) = 1.01 W/kg

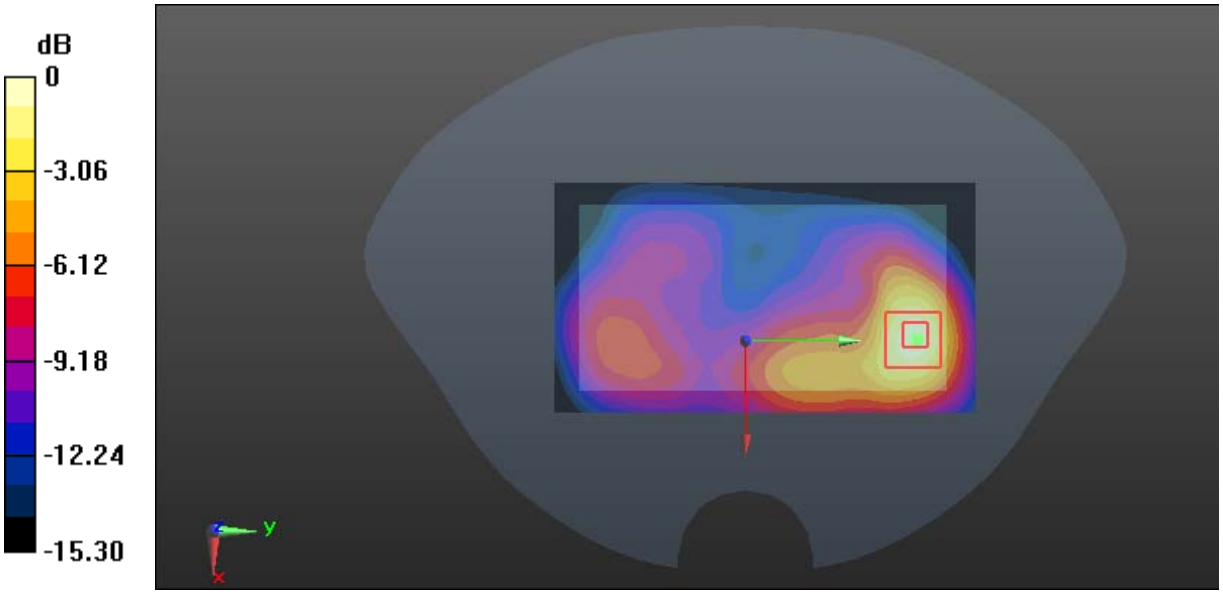

0 dB = 1.01 W/kg = 0.04 dBW/kg

Test Plot 24#: WCDMA Band 2_Body Right_Middle

DUT: L506; Type: L506 Single SIM; Serial: 18121000920

Communication System: WCDMA; Frequency: 1880 MHz;Duty Cycle: 1:1
Medium parameters used: f = 1880 MHz; σ = 1.485 S/m; ε_r = 54.196; ρ = 1000 kg/m^3 ;
Phantom section: Flat Section

DASY5 Configuration:

- Probe: ES3DV2 - SN3019; ConvF(4.51, 4.51, 4.51); Calibrated: 2018/11/2;
- Sensor-Surface: 4mm (Mechanical Surface Detection)
- Electronics: DAE3 Sn471; Calibrated: 2018/12/3
- Phantom: SAM (30deg probe tilt) with CRP v5.0_20150321; Type: QD000P40CD; Serial: TP:1874
- Measurement SW: DASY52, Version 52.8 (8);

Area Scan (41x111x1): Interpolated grid: dx=1.500 mm, dy=1.500 mm
Maximum value of SAR (interpolated) = 0.109 W/kg

Zoom Scan (5x5x7)/Cube 0: Measurement grid: dx=8mm, dy=8mm, dz=5mm
Reference Value = 7.386 V/m; Power Drift = -0.04 dB
Peak SAR (extrapolated) = 0.128 W/kg
SAR(1 g) = 0.098 W/kg; SAR(10 g) = 0.062 W/kg
Maximum value of SAR (measured) = 0.108 W/kg

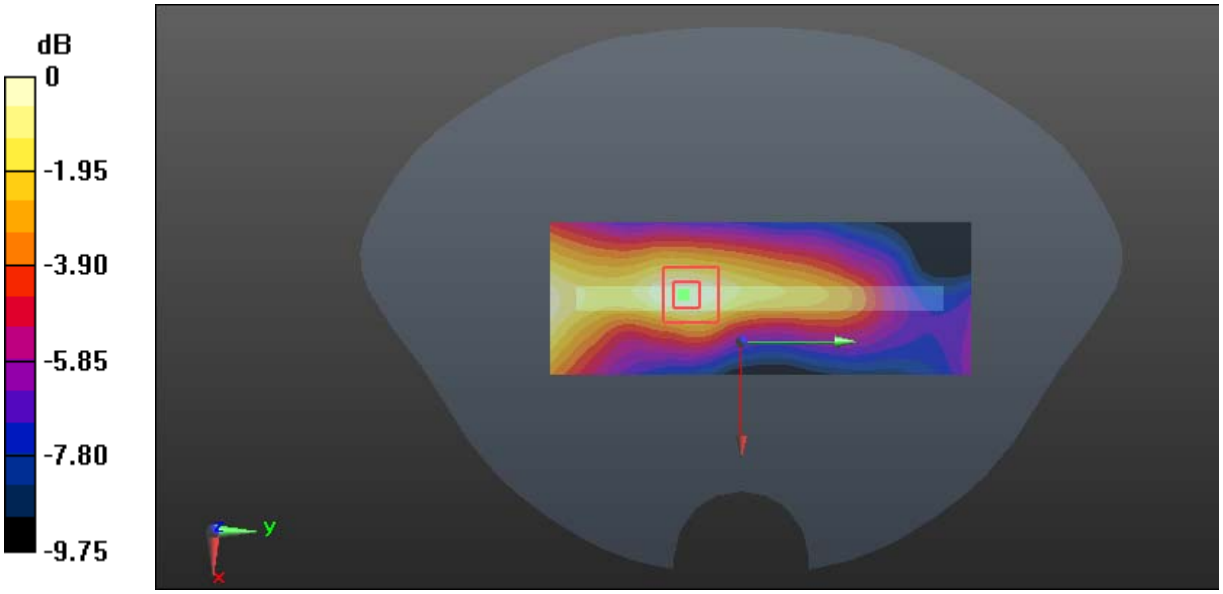

0 dB = 0.108 W/kg = -9.67 dBW/kg

Test Plot 25#: WCDMA Band 2_Body Bottom_Low

DUT: L506; Type: L506 Single SIM; Serial: 18121000920

Communication System: WCDMA; Frequency: 1852.4 MHz;Duty Cycle: 1:1
Medium parameters used: f = 1852.4 MHz; σ = 1.47 S/m; ε_r = 54.593; ρ = 1000 kg/m^3 ;
Phantom section: Flat Section

DASY5 Configuration:

- Probe: ES3DV2 - SN3019; ConvF(4.51, 4.51, 4.51); Calibrated: 2018/11/2;
- Sensor-Surface: 4mm (Mechanical Surface Detection)
- Electronics: DAE3 Sn471; Calibrated: 2018/12/3
- Phantom: SAM (30deg probe tilt) with CRP v5.0_20150321; Type: QD000P40CD; Serial: TP:1874
- Measurement SW: DASY52, Version 52.8 (8);

Area Scan (41x61x1): Interpolated grid: dx=1.500 mm, dy=1.500 mm
Maximum value of SAR (interpolated) = 0.847 W/kg

Zoom Scan (5x5x7)/Cube 0: Measurement grid: dx=8mm, dy=8mm, dz=5mm
Reference Value = 20.32 V/m; Power Drift = -0.04 dB
Peak SAR (extrapolated) = 1.21 W/kg
SAR(1 g) = 0.751 W/kg; SAR(10 g) = 0.424 W/kg
Maximum value of SAR (measured) = 0.848 W/kg

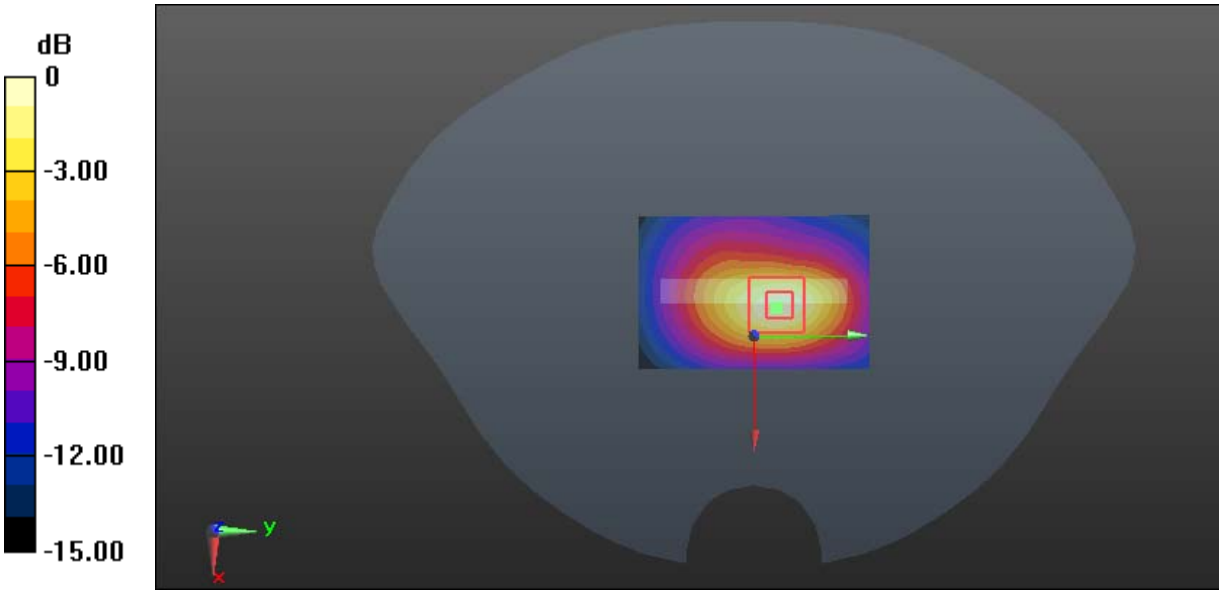

0 dB = 0.848 W/kg = -0.72 dBW/kg

Test Plot 26#: WCDMA Band 2_Body Bottom_Middle

DUT: L506; Type: L506 Single SIM; Serial: 18121000920

Communication System: WCDMA; Frequency: 1880 MHz;Duty Cycle: 1:1
Medium parameters used: f = 1880 MHz; σ = 1.485 S/m; ε_r = 54.196; ρ = 1000 kg/m^3 ;
Phantom section: Flat Section

DASY5 Configuration:

- Probe: ES3DV2 - SN3019; ConvF(4.51, 4.51, 4.51); Calibrated: 2018/11/2;
- Sensor-Surface: 4mm (Mechanical Surface Detection)
- Electronics: DAE3 Sn471; Calibrated: 2018/12/3
- Phantom: SAM (30deg probe tilt) with CRP v5.0_20150321; Type: QD000P40CD; Serial: TP:1874
- Measurement SW: DASY52, Version 52.8 (8);

Area Scan (41x61x1): Interpolated grid: dx=1.500 mm, dy=1.500 mm
Maximum value of SAR (interpolated) = 1.02 W/kg

Zoom Scan (5x5x7)/Cube 0: Measurement grid: dx=8mm, dy=8mm, dz=5mm
Reference Value = 21.92 V/m; Power Drift = -0.06 dB
Peak SAR (extrapolated) = 1.49 W/kg
SAR(1 g) = 0.901 W/kg; SAR(10 g) = 0.501 W/kg
Maximum value of SAR (measured) = 1.01 W/kg

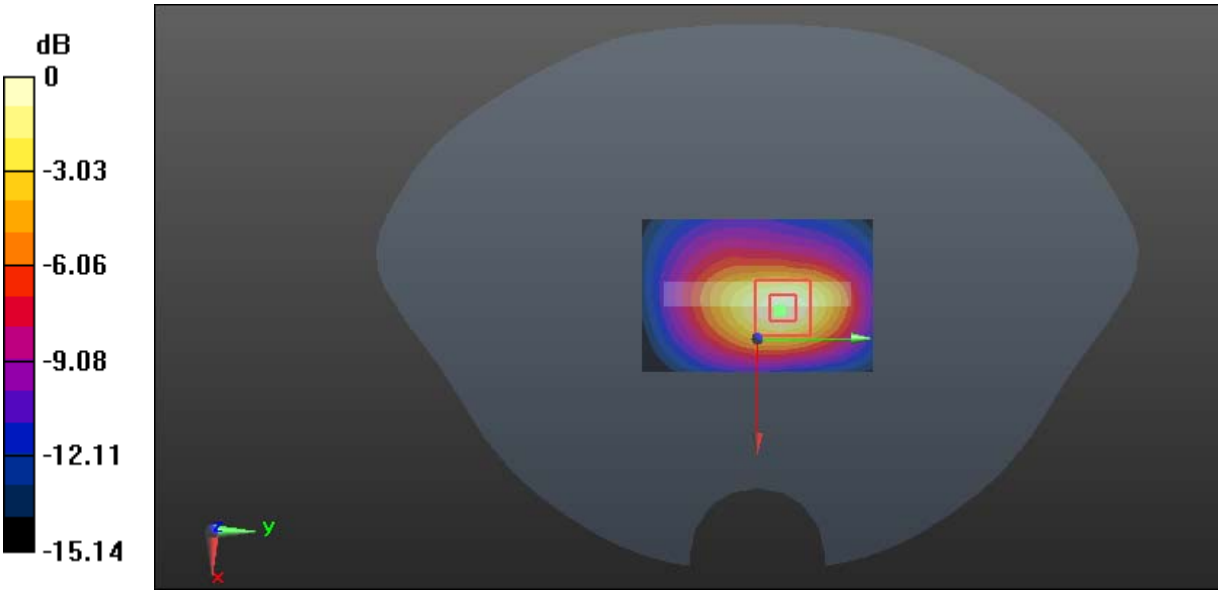

0 dB = 1.01 W/kg = 0.04 dBW/kg

Test Plot 27#: WCDMA Band 2_Body Bottom_High

DUT: L506; Type: L506 Single SIM; Serial: 18121000920

Communication System: WCDMA; Frequency: 1907.6 MHz;Duty Cycle: 1:1
Medium parameters used: f = 1907.6 MHz; σ = 1.517 S/m; ε_r = 54.115; ρ = 1000 kg/m^3 ;
Phantom section: Flat Section

DASY5 Configuration:

- Probe: ES3DV2 - SN3019; ConvF(4.51, 4.51, 4.51); Calibrated: 2018/11/2;
- Sensor-Surface: 4mm (Mechanical Surface Detection)
- Electronics: DAE3 Sn471; Calibrated: 2018/12/3
- Phantom: SAM (30deg probe tilt) with CRP v5.0_20150321; Type: QD000P40CD; Serial: TP:1874
- Measurement SW: DASY52, Version 52.8 (8);

Area Scan (41x61x1): Interpolated grid: dx=1.500 mm, dy=1.500 mm
Maximum value of SAR (interpolated) = 1.23 W/kg

Zoom Scan (5x5x7)/Cube 0: Measurement grid: dx=8mm, dy=8mm, dz=5mm
Reference Value = 22.92 V/m; Power Drift = -0.02 dB
Peak SAR (extrapolated) = 1.82 W/kg
SAR(1 g) = 1.07 W/kg; SAR(10 g) = 0.590 W/kg
Maximum value of SAR (measured) = 1.22 W/kg

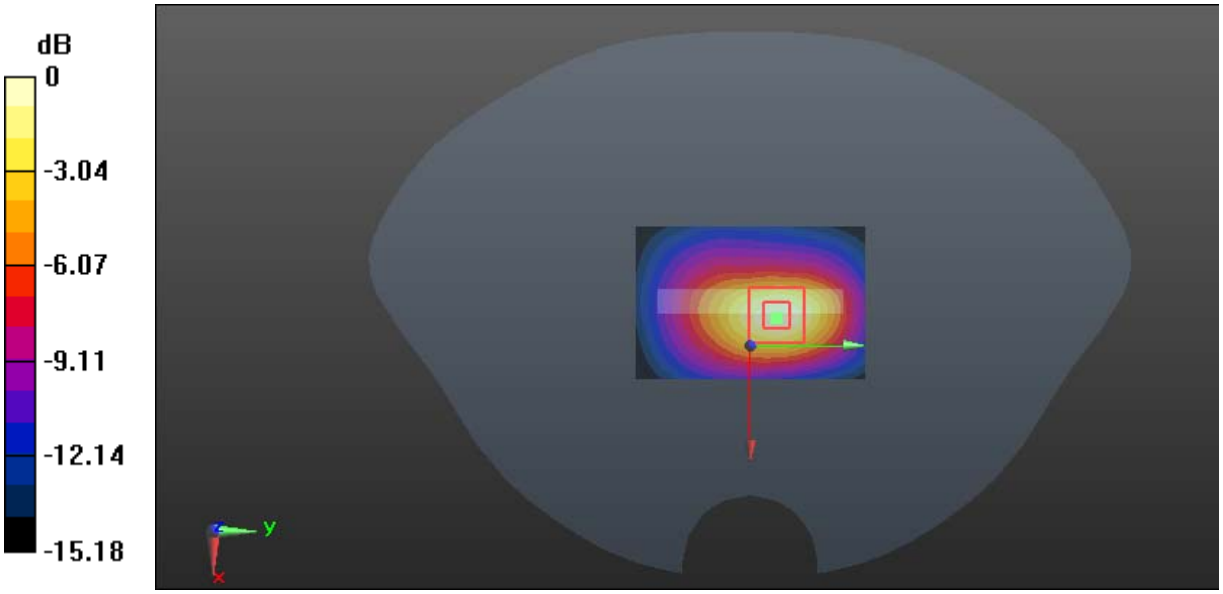

0 dB = 1.22 W/kg = 0.86 dBW/kg

Test Plot 28#: WCDMA Band 5_Head Left Cheek_Middle

DUT: L506; Type: L506 Single SIM; Serial: 18121000920

Communication System: WCDMA; Frequency: 836.6 MHz;Duty Cycle: 1:1
Medium parameters used: f = 836.6 MHz; σ = 0.875 S/m; ε_r = 42.339; ρ = 1000 kg/m^3 ;
Phantom section: Left Section

DASY5 Configuration:

- Probe: ES3DV2 - SN3019; ConvF(6.59, 6.59, 6.59); Calibrated: 2018/11/2;
- Sensor-Surface: 4mm (Mechanical Surface Detection)
- Electronics: DAE3 Sn471; Calibrated: 2018/12/3
- Phantom: SAM (30deg probe tilt) with CRP v5.0_20150321; Type: QD000P40CD; Serial: TP:1874
- Measurement SW: DASY52, Version 52.8 (8);

Area Scan (61x101x1): Interpolated grid: dx=1.500 mm, dy=1.500 mm
Maximum value of SAR (interpolated) = 0.166 W/kg

Zoom Scan (5x5x7)/Cube 0: Measurement grid: dx=8mm, dy=8mm, dz=5mm
Reference Value = 3.882 V/m; Power Drift = 0.11 dB
Peak SAR (extrapolated) = 0.194 W/kg
SAR(1 g) = 0.160 W/kg; SAR(10 g) = 0.123 W/kg
Maximum value of SAR (measured) = 0.167 W/kg

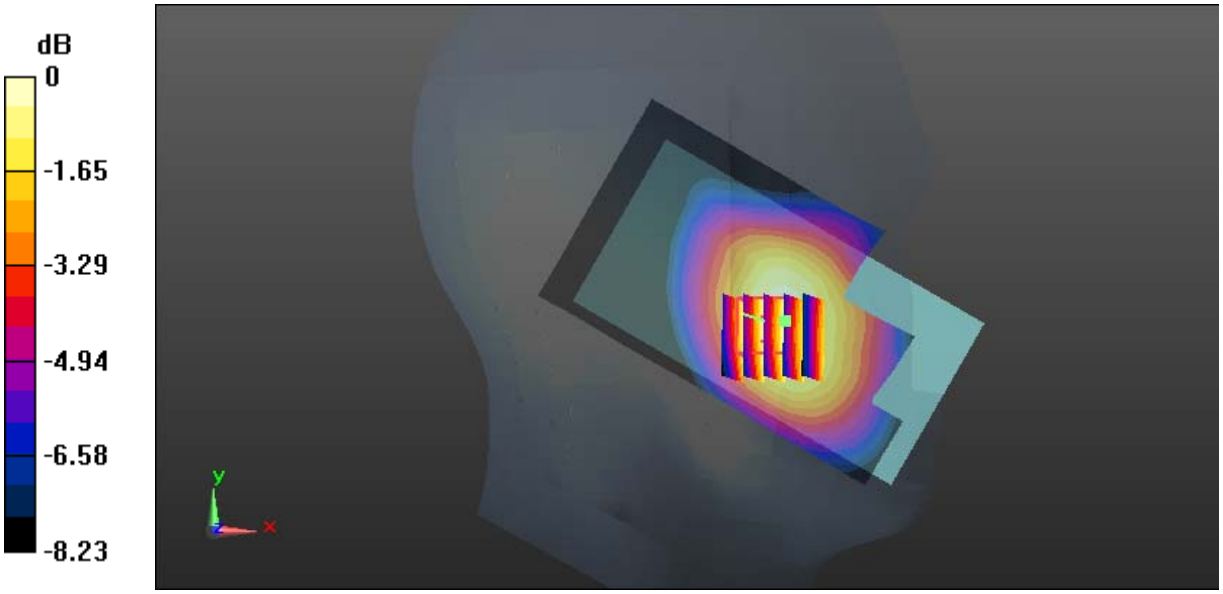

0 dB = 0.167 W/kg = -7.77 dBW/kg

Test Plot 29#: WCDMA Band 5_Head Left Tilt_Middle

DUT: L506; Type: L506 Single SIM; Serial: 18121000920

Communication System: WCDMA; Frequency: 836.6 MHz;Duty Cycle: 1:1
Medium parameters used: f = 836.6 MHz; σ = 0.875 S/m; ε_r = 42.339; ρ = 1000 kg/m^3 ;
Phantom section: Left Section

DASY5 Configuration:

- Probe: ES3DV2 - SN3019; ConvF(6.59, 6.59, 6.59); Calibrated: 2018/11/2;
- Sensor-Surface: 4mm (Mechanical Surface Detection)
- Electronics: DAE3 Sn471; Calibrated: 2018/12/3
- Phantom: SAM (30deg probe tilt) with CRP v5.0_20150321; Type: QD000P40CD; Serial: TP:1874
- Measurement SW: DASY52, Version 52.8 (8);

Area Scan (61x101x1): Interpolated grid: dx=1.500 mm, dy=1.500 mm
Maximum value of SAR (interpolated) = 0.0874 W/kg

Zoom Scan (5x5x7)/Cube 0: Measurement grid: dx=8mm, dy=8mm, dz=5mm
Reference Value = 5.658 V/m; Power Drift = 0.04 dB
Peak SAR (extrapolated) = 0.101 W/kg
SAR(1 g) = 0.084 W/kg; SAR(10 g) = 0.066 W/kg
Maximum value of SAR (measured) = 0.0879 W/kg

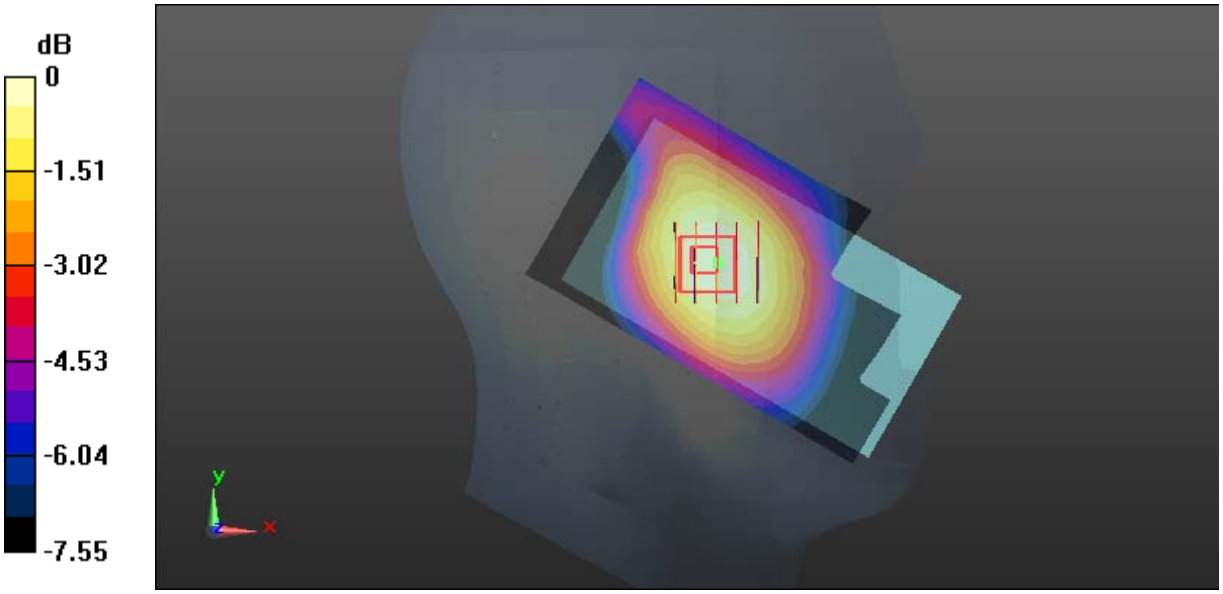

0 dB = 0.0879 W/kg = -10.56 dBW/kg

Test Plot 30#: WCDMA Band 5_Head Right Cheek_Middle

DUT: L506; Type: L506 Single SIM; Serial: 18121000920

Communication System: WCDMA; Frequency: 836.6 MHz;Duty Cycle: 1:1
Medium parameters used: f = 836.6 MHz; σ = 0.875 S/m; ε_r = 42.339; ρ = 1000 kg/m^3 ;
Phantom section: Right Section

DASY5 Configuration:

- Probe: ES3DV2 - SN3019; ConvF(6.59, 6.59, 6.59); Calibrated: 2018/11/2;
- Sensor-Surface: 4mm (Mechanical Surface Detection)
- Electronics: DAE3 Sn471; Calibrated: 2018/12/3
- Phantom: SAM (30deg probe tilt) with CRP v5.0_20150321; Type: QD000P40CD; Serial: TP:1874
- Measurement SW: DASY52, Version 52.8 (8);

Area Scan (61x101x1): Interpolated grid: dx=1.500 mm, dy=1.500 mm
Maximum value of SAR (interpolated) = 0.222 W/kg

Zoom Scan (5x5x7)/Cube 0: Measurement grid: dx=8mm, dy=8mm, dz=5mm
Reference Value = 3.696 V/m; Power Drift = 0.10 dB
Peak SAR (extrapolated) = 0.272 W/kg
SAR(1 g) = 0.206 W/kg; SAR(10 g) = 0.153 W/kg
Maximum value of SAR (measured) = 0.218 W/kg



0 dB = 0.218 W/kg = -6.62 dBW/kg

Test Plot 31#: WCDMA Band 5_Head Right Tilt_Middle

DUT: L506; Type: L506 Single SIM; Serial: 18121000920

Communication System: WCDMA; Frequency: 836.6 MHz;Duty Cycle: 1:1
Medium parameters used: f = 836.6 MHz; σ = 0.875 S/m; ε_r = 42.339; ρ = 1000 kg/m^3 ;
Phantom section: Right Section

DASY5 Configuration:

- Probe: ES3DV2 - SN3019; ConvF(6.59, 6.59, 6.59); Calibrated: 2018/11/2;
- Sensor-Surface: 4mm (Mechanical Surface Detection)
- Electronics: DAE3 Sn471; Calibrated: 2018/12/3
- Phantom: SAM (30deg probe tilt) with CRP v5.0_20150321; Type: QD000P40CD; Serial: TP:1874
- Measurement SW: DASY52, Version 52.8 (8);

Area Scan (61x101x1): Interpolated grid: dx=1.500 mm, dy=1.500 mm
Maximum value of SAR (interpolated) = 0.0923 W/kg

Zoom Scan (6x6x7)/Cube 0: Measurement grid: dx=8mm, dy=8mm, dz=5mm
Reference Value = 5.430 V/m; Power Drift = 0.05 dB
Peak SAR (extrapolated) = 0.100 W/kg
SAR(1 g) = 0.085 W/kg; SAR(10 g) = 0.067 W/kg
Maximum value of SAR (measured) = 0.0872 W/kg



0 dB = 0.0872 W/kg = -10.59 dBW/kg

Test Plot 32#: WCDMA Band 5_Body Back_Middle

DUT: L506; Type: L506 Single SIM; Serial: 18121000920

Communication System: WCDMA; Frequency: 836.6 MHz;Duty Cycle: 1:1
Medium parameters used: f = 836.6 MHz; σ = 0.957 S/m; ε_r = 57.22; ρ = 1000 kg/m^3 ;
Phantom section: Flat Section

DASY5 Configuration:

- Probe: ES3DV2 - SN3019; ConvF(6.53, 6.53, 6.53); Calibrated: 2018/11/2;
- Sensor-Surface: 4mm (Mechanical Surface Detection)
- Electronics: DAE3 Sn471; Calibrated: 2018/12/3
- Phantom: SAM (30deg probe tilt) with CRP v5.0_20150321; Type: QD000P40CD; Serial: TP:1874
- Measurement SW: DASY52, Version 52.8 (8);

Area Scan (61x111x1): Interpolated grid: dx=1.500 mm, dy=1.500 mm
Maximum value of SAR (interpolated) = 0.205 W/kg

Zoom Scan (5x6x7)/Cube 0: Measurement grid: dx=8mm, dy=8mm, dz=5mm
Reference Value = 14.84 V/m; Power Drift = -0.08 dB
Peak SAR (extrapolated) = 0.237 W/kg
SAR(1 g) = 0.196 W/kg; SAR(10 g) = 0.151 W/kg
Maximum value of SAR (measured) = 0.205 W/kg

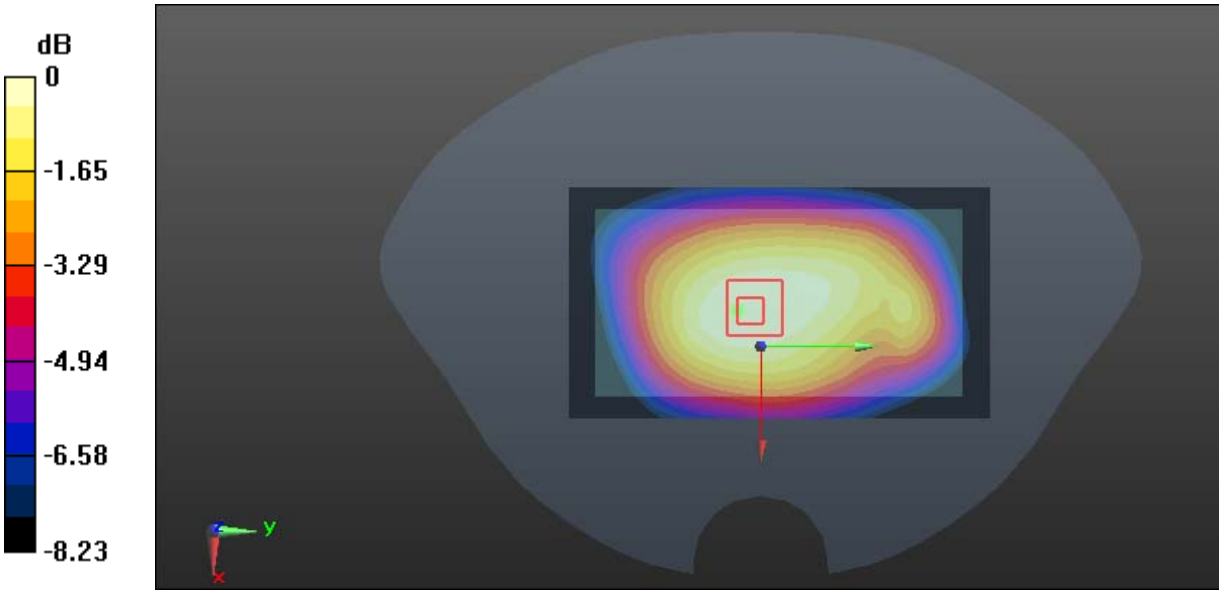

0 dB = 0.205 W/kg = -6.88 dBW/kg

Test Plot 33#: WCDMA Band 5_Body Right_Middle

DUT: L506; Type: L506 Single SIM; Serial: 18121000920

Communication System: WCDMA; Frequency: 836.6 MHz;Duty Cycle: 1:1
Medium parameters used: f = 836.6 MHz; σ = 0.957 S/m; ε_r = 57.22; ρ = 1000 kg/m^3 ;
Phantom section: Flat Section

DASY5 Configuration:

- Probe: ES3DV2 - SN3019; ConvF(6.53, 6.53, 6.53); Calibrated: 2018/11/2;
- Sensor-Surface: 4mm (Mechanical Surface Detection)
- Electronics: DAE3 Sn471; Calibrated: 2018/12/3
- Phantom: SAM (30deg probe tilt) with CRP v5.0_20150321; Type: QD000P40CD; Serial: TP:1874
- Measurement SW: DASY52, Version 52.8 (8);

Area Scan (41x111x1): Interpolated grid: dx=1.500 mm, dy=1.500 mm
Maximum value of SAR (interpolated) = 0.173 W/kg

Zoom Scan (5x5x7)/Cube 0: Measurement grid: dx=8mm, dy=8mm, dz=5mm
Reference Value = 13.46 V/m; Power Drift = 0.09 dB
Peak SAR (extrapolated) = 0.218 W/kg
SAR(1 g) = 0.164 W/kg; SAR(10 g) = 0.116 W/kg
Maximum value of SAR (measured) = 0.175 W/kg

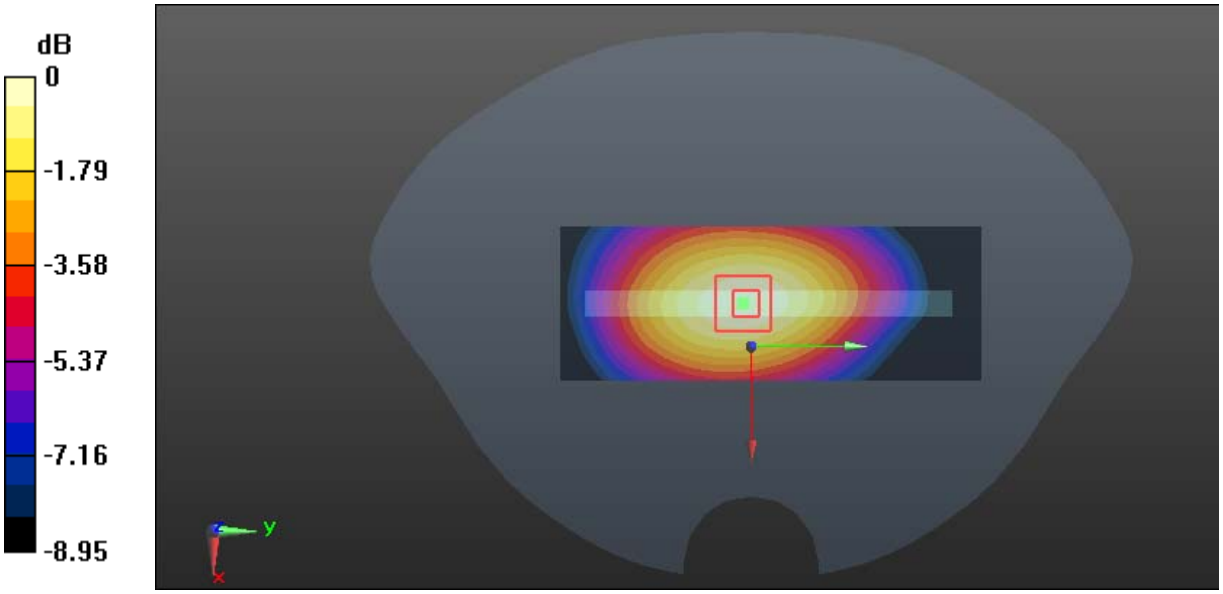

0 dB = 0.175 W/kg = -7.57 dBW/kg

Test Plot 34#: WCDMA Band 5_Body Bottom_Middle

DUT: L506; Type: L506 Single SIM; Serial: 18121000920

Communication System: WCDMA; Frequency: 836.6 MHz;Duty Cycle: 1:1
Medium parameters used: f = 836.6 MHz; σ = 0.957 S/m; ε_r = 57.22; ρ = 1000 kg/m^3 ;
Phantom section: Flat Section

DASY5 Configuration:

- Probe: ES3DV2 - SN3019; ConvF(6.53, 6.53, 6.53); Calibrated: 2018/11/2;
- Sensor-Surface: 4mm (Mechanical Surface Detection)
- Electronics: DAE3 Sn471; Calibrated: 2018/12/3
- Phantom: SAM (30deg probe tilt) with CRP v5.0_20150321; Type: QD000P40CD; Serial: TP:1874
- Measurement SW: DASY52, Version 52.8 (8);

Area Scan (41x61x1): Interpolated grid: dx=1.500 mm, dy=1.500 mm
Maximum value of SAR (interpolated) = 0.0975 W/kg

Zoom Scan (5x5x7)/Cube 0: Measurement grid: dx=8mm, dy=8mm, dz=5mm
Reference Value = 10.06 V/m; Power Drift = 0.01 dB
Peak SAR (extrapolated) = 0.132 W/kg
SAR(1 g) = 0.090 W/kg; SAR(10 g) = 0.059 W/kg
Maximum value of SAR (measured) = 0.0975 W/kg

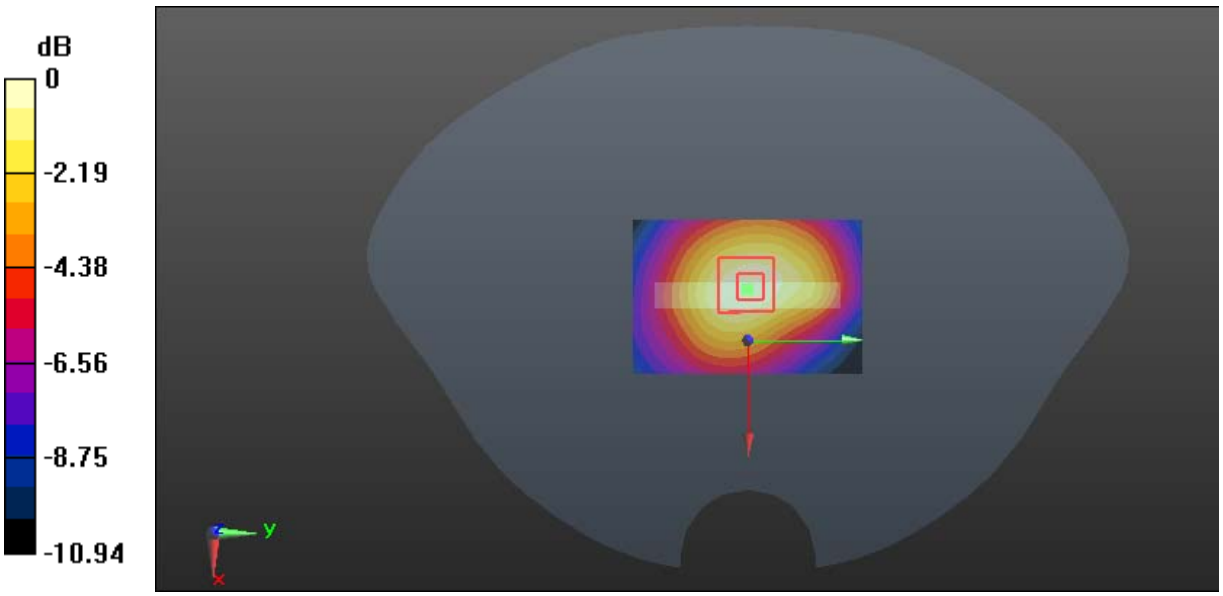

0 dB = 0.0975 W/kg = -10.11 dBW/kg

Test Plot 35#: LTE Band 2_Head Left Cheek_Middle_1RB

DUT: L506; Type: L506 Single SIM; Serial: 18121000920

Communication System: Generic FDD-LTE; Frequency: 1880 MHz;Duty Cycle: 1:1
Medium parameters used: f = 1880 MHz; σ = 1.365 S/m; ε_r = 40.363; ρ = 1000 kg/m^3 ;
Phantom section: Left Section

DASY5 Configuration:

- Probe: ES3DV2 - SN3019; ConvF(4.89, 4.89, 4.89); Calibrated: 2018/11/2;
- Sensor-Surface: 4mm (Mechanical Surface Detection)
- Electronics: DAE3 Sn471; Calibrated: 2018/12/3
- Phantom: SAM (30deg probe tilt) with CRP v5.0_20150321; Type: QD000P40CD; Serial: TP:1874
- Measurement SW: DASY52, Version 52.8 (8);

Area Scan (61x101x1): Interpolated grid: dx=1.500 mm, dy=1.500 mm
Maximum value of SAR (interpolated) = 0.429 W/kg

Zoom Scan (5x5x7)/Cube 0: Measurement grid: dx=8mm, dy=8mm, dz=5mm
Reference Value = 8.077 V/m; Power Drift = 0.11 dB
Peak SAR (extrapolated) = 0.563 W/kg
SAR(1 g) = 0.382 W/kg; SAR(10 g) = 0.255 W/kg
Maximum value of SAR (measured) = 0.411 W/kg



0 dB = 0.411 W/kg = -3.86 dBW/kg

Test Plot 36#: LTE Band 2_Head Left Cheek_Middle_50%RB

DUT: L506; Type: L506 Single SIM; Serial: 18121000920

Communication System: Generic FDD-LTE; Frequency: 1880 MHz;Duty Cycle: 1:1
Medium parameters used: f = 1880 MHz; σ = 1.365 S/m; ε_r = 40.363; ρ = 1000 kg/m^3 ;
Phantom section: Left Section

DASY5 Configuration:

- Probe: ES3DV2 - SN3019; ConvF(4.89, 4.89, 4.89); Calibrated: 2018/11/2;
- Sensor-Surface: 4mm (Mechanical Surface Detection)
- Electronics: DAE3 Sn471; Calibrated: 2018/12/3
- Phantom: SAM (30deg probe tilt) with CRP v5.0_20150321; Type: QD000P40CD; Serial: TP:1874
- Measurement SW: DASY52, Version 52.8 (8);

Area Scan (61x101x1): Interpolated grid: dx=1.500 mm, dy=1.500 mm
Maximum value of SAR (interpolated) = 0.309 W/kg

Zoom Scan (5x5x7)/Cube 0: Measurement grid: dx=8mm, dy=8mm, dz=5mm
Reference Value = 6.206 V/m; Power Drift = 0.15 dB
Peak SAR (extrapolated) = 0.424 W/kg
SAR(1 g) = 0.282 W/kg; SAR(10 g) = 0.187 W/kg
Maximum value of SAR (measured) = 0.301 W/kg

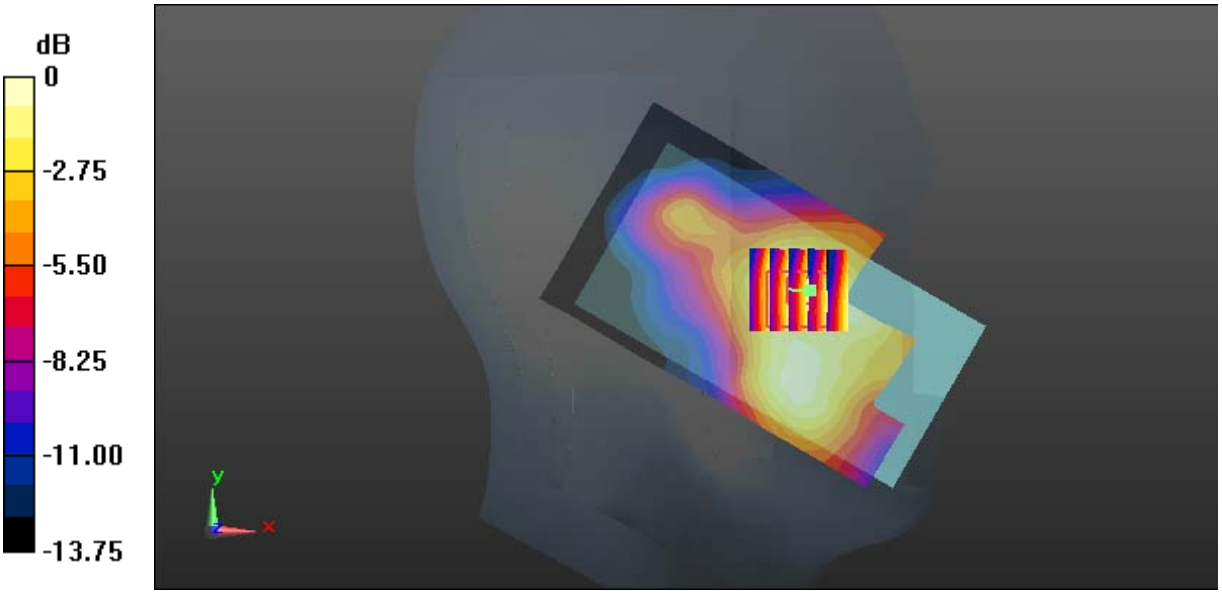

0 dB = 0.301 W/kg = -5.21 dBW/kg

Test Plot 37#: LTE Band 2_Head Left Tilt_Middle_1RB

DUT: L506; Type: L506 Single SIM; Serial: 18121000920

Communication System: Generic FDD-LTE; Frequency: 1880 MHz;Duty Cycle: 1:1
Medium parameters used: f = 1880 MHz; σ = 1.365 S/m; ε_r = 40.363; ρ = 1000 kg/m^3 ;
Phantom section: Left Section

DASY5 Configuration:

- Probe: ES3DV2 - SN3019; ConvF(4.89, 4.89, 4.89); Calibrated: 2018/11/2;
- Sensor-Surface: 4mm (Mechanical Surface Detection)
- Electronics: DAE3 Sn471; Calibrated: 2018/12/3
- Phantom: SAM (30deg probe tilt) with CRP v5.0_20150321; Type: QD000P40CD; Serial: TP:1874
- Measurement SW: DASY52, Version 52.8 (8);

Area Scan (61x101x1): Interpolated grid: dx=1.500 mm, dy=1.500 mm
Maximum value of SAR (interpolated) = 0.165 W/kg

Zoom Scan (5x5x7)/Cube 0: Measurement grid: dx=8mm, dy=8mm, dz=5mm
Reference Value = 10.37 V/m; Power Drift = -0.13 dB
Peak SAR (extrapolated) = 0.235 W/kg
SAR(1 g) = 0.142 W/kg; SAR(10 g) = 0.083 W/kg
Maximum value of SAR (measured) = 0.151 W/kg

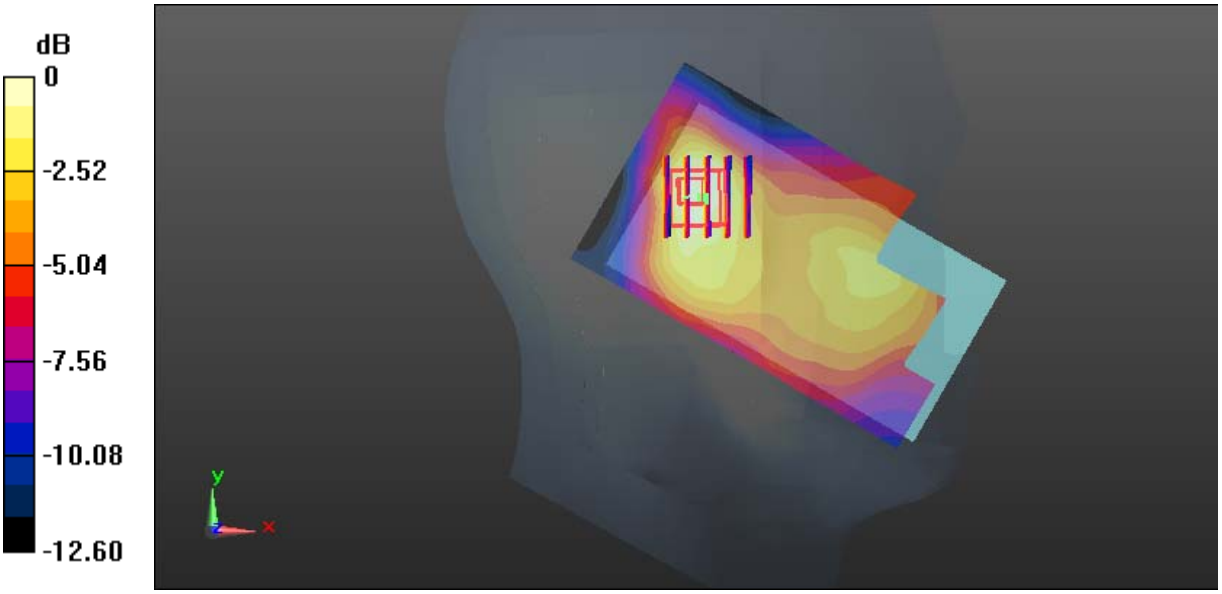

0 dB = 0.151 W/kg = -8.21 dBW/kg

Test Plot 38#: LTE Band 2_Head Left Tilt_Middle_50%RB

DUT: L506; Type: L506 Single SIM; Serial: 18121000920

Communication System: Generic FDD-LTE; Frequency: 1880 MHz;Duty Cycle: 1:1
Medium parameters used: f = 1880 MHz; σ = 1.365 S/m; ε_r = 40.363; ρ = 1000 kg/m^3 ;
Phantom section: Left Section

DASY5 Configuration:

- Probe: ES3DV2 - SN3019; ConvF(4.89, 4.89, 4.89); Calibrated: 2018/11/2;
- Sensor-Surface: 4mm (Mechanical Surface Detection)
- Electronics: DAE3 Sn471; Calibrated: 2018/12/3
- Phantom: SAM (30deg probe tilt) with CRP v5.0_20150321; Type: QD000P40CD; Serial: TP:1874
- Measurement SW: DASY52, Version 52.8 (8);

Area Scan (61x101x1): Interpolated grid: dx=1.500 mm, dy=1.500 mm
Maximum value of SAR (interpolated) = 0.127 W/kg

Zoom Scan (5x5x7)/Cube 0: Measurement grid: dx=8mm, dy=8mm, dz=5mm
Reference Value = 8.953 V/m; Power Drift = 0.05 dB
Peak SAR (extrapolated) = 0.182 W/kg
SAR(1 g) = 0.110 W/kg; SAR(10 g) = 0.064 W/kg
Maximum value of SAR (measured) = 0.120 W/kg

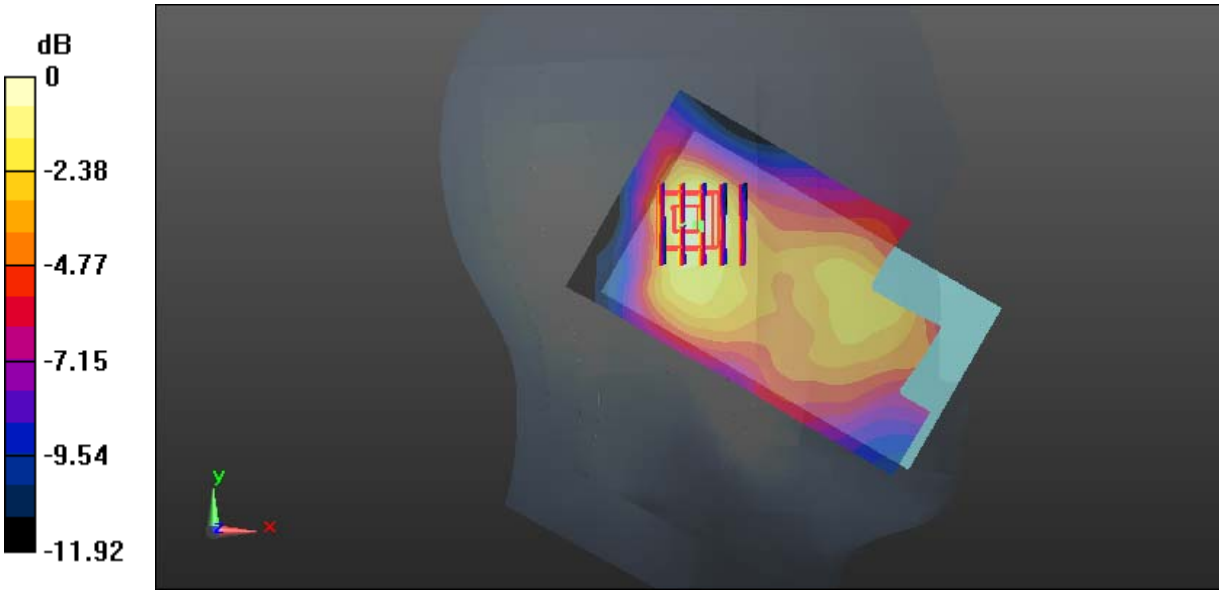

0 dB = 0.120 W/kg = -9.21 dBW/kg

Test Plot 39#: LTE Band 2_Head Right Cheek_Middle_1RB

DUT: L506; Type: L506 Single SIM; Serial: 18121000920

Communication System: Generic FDD-LTE; Frequency: 1880 MHz;Duty Cycle: 1:1
Medium parameters used: f = 1880 MHz; σ = 1.365 S/m; ε_r = 40.363; ρ = 1000 kg/m^3 ;
Phantom section: Right Section

DASY5 Configuration:

- Probe: ES3DV2 - SN3019; ConvF(4.89, 4.89, 4.89); Calibrated: 2018/11/2;
- Sensor-Surface: 4mm (Mechanical Surface Detection)
- Electronics: DAE3 Sn471; Calibrated: 2018/12/3
- Phantom: SAM (30deg probe tilt) with CRP v5.0_20150321; Type: QD000P40CD; Serial: TP:1874
- Measurement SW: DASY52, Version 52.8 (8);

Area Scan (61x101x1): Interpolated grid: dx=1.500 mm, dy=1.500 mm
Maximum value of SAR (interpolated) = 0.653 W/kg

Zoom Scan (5x5x7)/Cube 0: Measurement grid: dx=8mm, dy=8mm, dz=5mm
Reference Value = 4.004 V/m; Power Drift = 0.16 dB
Peak SAR (extrapolated) = 0.973 W/kg
SAR(1 g) = 0.602 W/kg; SAR(10 g) = 0.358 W/kg
Maximum value of SAR (measured) = 0.635 W/kg

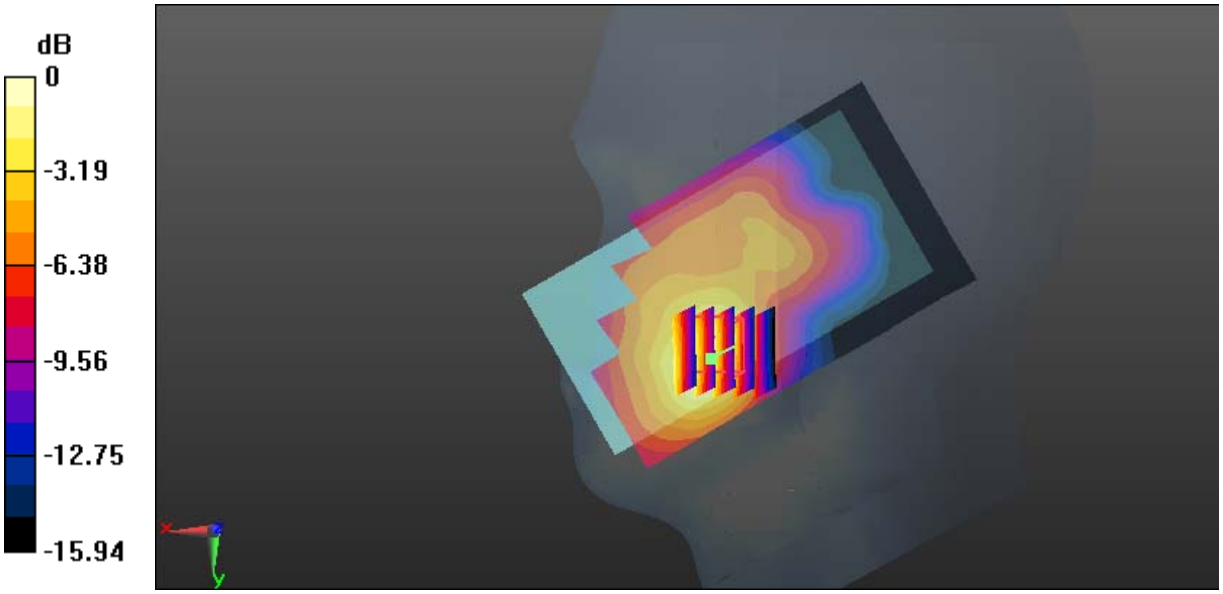

0 dB = 0.635 W/kg = -1.97 dBW/kg

Test Plot 40#: LTE Band 2_Head Right Cheek_Middle_50%RB

DUT: L506; Type: L506 Single SIM; Serial: 18121000920

Communication System: Generic FDD-LTE; Frequency: 1880 MHz;Duty Cycle: 1:1
Medium parameters used: f = 1880 MHz; σ = 1.365 S/m; ε_r = 40.363; ρ = 1000 kg/m^3 ;
Phantom section: Right Section

DASY5 Configuration:

- Probe: ES3DV2 - SN3019; ConvF(4.89, 4.89, 4.89); Calibrated: 2018/11/2;
- Sensor-Surface: 4mm (Mechanical Surface Detection)
- Electronics: DAE3 Sn471; Calibrated: 2018/12/3
- Phantom: SAM (30deg probe tilt) with CRP v5.0_20150321; Type: QD000P40CD; Serial: TP:1874
- Measurement SW: DASY52, Version 52.8 (8);

Area Scan (61x101x1): Interpolated grid: dx=1.500 mm, dy=1.500 mm
Maximum value of SAR (interpolated) = 0.519 W/kg

Zoom Scan (6x6x7)/Cube 0: Measurement grid: dx=8mm, dy=8mm, dz=5mm
Reference Value = 4.115 V/m; Power Drift = 0.16 dB
Peak SAR (extrapolated) = 0.771 W/kg
SAR(1 g) = 0.471 W/kg; SAR(10 g) = 0.281 W/kg
Maximum value of SAR (measured) = 0.496 W/kg

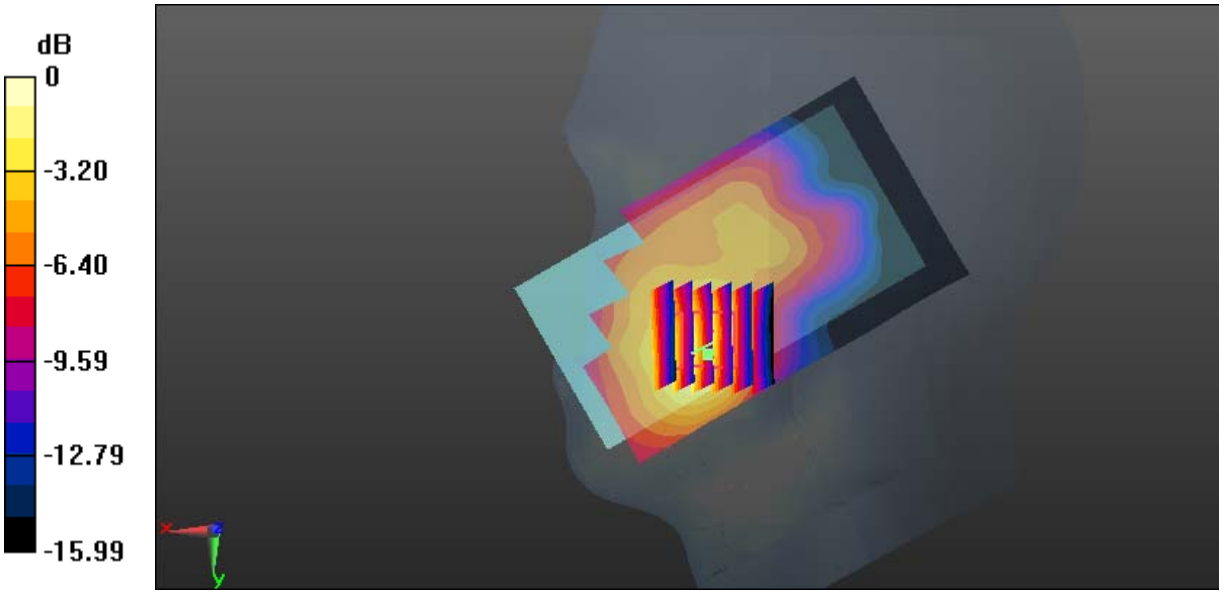

0 dB = 0.496 W/kg = -3.05 dBW/kg

Test Plot 41#: LTE Band 2_Head Right Tilt_Middle_1RB

DUT: L506; Type: L506 Single SIM; Serial: 18121000920

Communication System: Generic FDD-LTE; Frequency: 1880 MHz;Duty Cycle: 1:1
Medium parameters used: f = 1880 MHz; σ = 1.365 S/m; ε_r = 40.363; ρ = 1000 kg/m^3 ;
Phantom section: Right Section

DASY5 Configuration:

- Probe: ES3DV2 - SN3019; ConvF(4.89, 4.89, 4.89); Calibrated: 2018/11/2;
- Sensor-Surface: 4mm (Mechanical Surface Detection)
- Electronics: DAE3 Sn471; Calibrated: 2018/12/3
- Phantom: SAM (30deg probe tilt) with CRP v5.0_20150321; Type: QD000P40CD; Serial: TP:1874
- Measurement SW: DASY52, Version 52.8 (8);

Area Scan (61x101x1): Interpolated grid: dx=1.500 mm, dy=1.500 mm
Maximum value of SAR (interpolated) = 0.155 W/kg

Zoom Scan (5x5x7)/Cube 0: Measurement grid: dx=8mm, dy=8mm, dz=5mm
Reference Value = 6.514 V/m; Power Drift = -0.05 dB
Peak SAR (extrapolated) = 0.200 W/kg
SAR(1 g) = 0.136 W/kg; SAR(10 g) = 0.089 W/kg
Maximum value of SAR (measured) = 0.147 W/kg

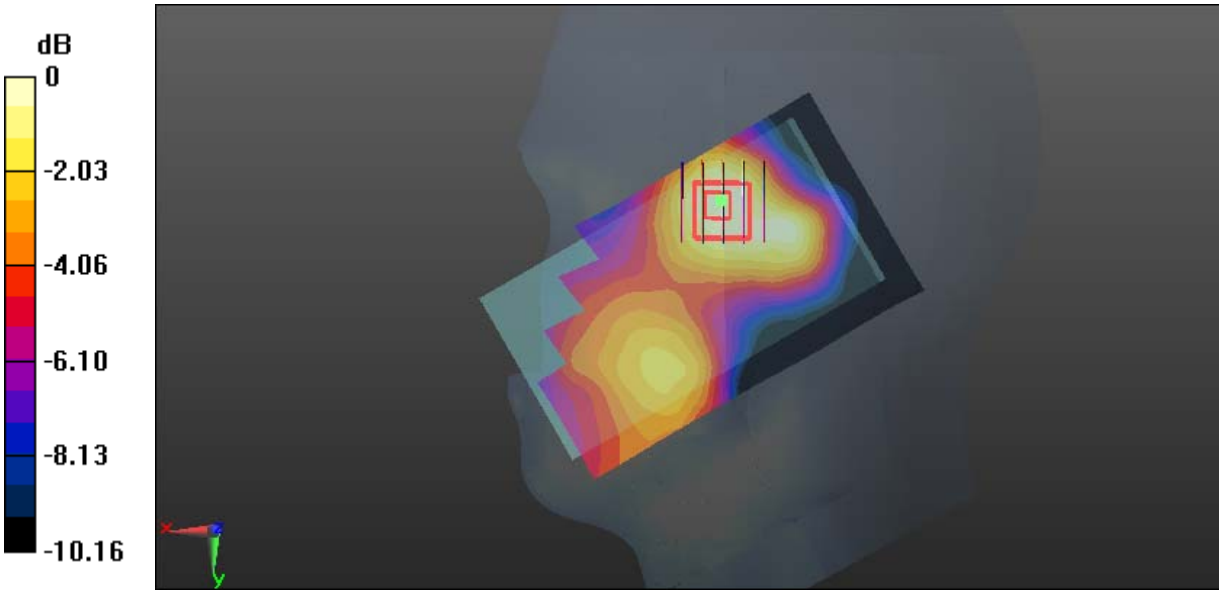

0 dB = 0.147 W/kg = -8.33 dBW/kg

Test Plot 42#: LTE Band 2_Head Right Tilt_Middle_50%RB

DUT: L506; Type: L506 Single SIM; Serial: 18121000920

Communication System: Generic FDD-LTE; Frequency: 1880 MHz;Duty Cycle: 1:1
Medium parameters used: f = 1880 MHz; σ = 1.365 S/m; ε_r = 40.363; ρ = 1000 kg/m^3 ;
Phantom section: Right Section

DASY5 Configuration:

- Probe: ES3DV2 - SN3019; ConvF(4.89, 4.89, 4.89); Calibrated: 2018/11/2;
- Sensor-Surface: 4mm (Mechanical Surface Detection)
- Electronics: DAE3 Sn471; Calibrated: 2018/12/3
- Phantom: SAM (30deg probe tilt) with CRP v5.0_20150321; Type: QD000P40CD; Serial: TP:1874
- Measurement SW: DASY52, Version 52.8 (8);

Area Scan (61x101x1): Interpolated grid: dx=1.500 mm, dy=1.500 mm
Maximum value of SAR (interpolated) = 0.119 W/kg

Zoom Scan (5x5x7)/Cube 0: Measurement grid: dx=8mm, dy=8mm, dz=5mm
Reference Value = 5.885 V/m; Power Drift = -0.11 dB
Peak SAR (extrapolated) = 0.161 W/kg
SAR(1 g) = 0.107 W/kg; SAR(10 g) = 0.069 W/kg
Maximum value of SAR (measured) = 0.114 W/kg

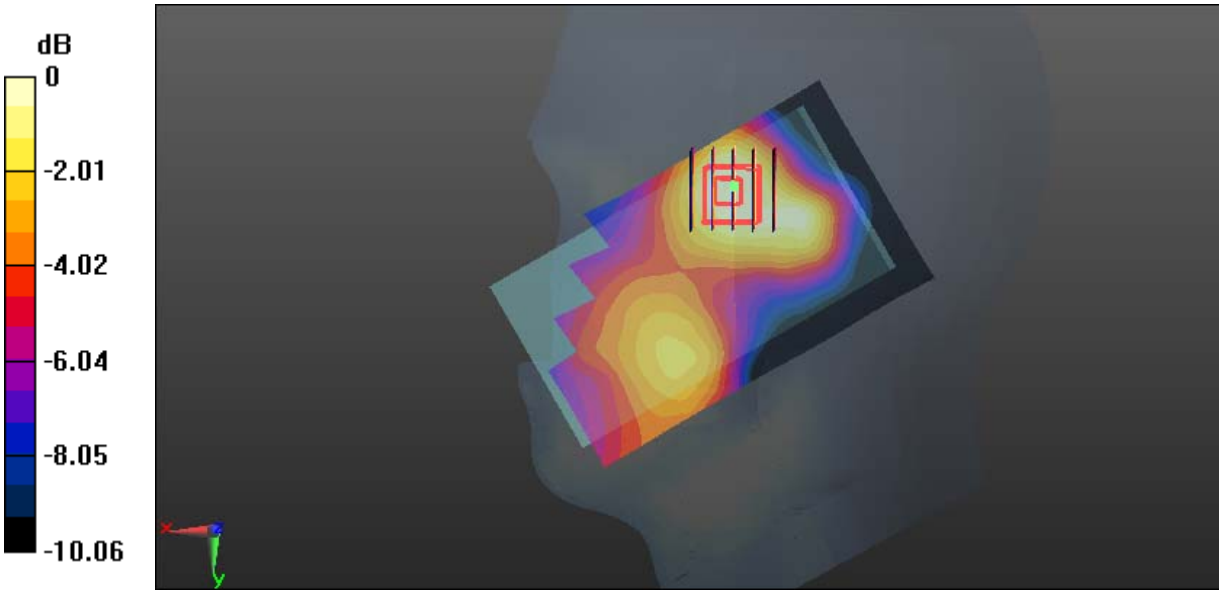

0 dB = 0.114 W/kg = -9.43 dBW/kg

Test Plot 43#: LTE Band 2_Body Back_Low_1RB

DUT: L506; Type: L506 Single SIM; Serial: 18121000920

Communication System: Generic FDD-LTE; Frequency: 1860 MHz;Duty Cycle: 1:1
Medium parameters used: f = 1860 MHz; σ = 1.473 S/m; ε_r = 54.428; ρ = 1000 kg/m^3 ;
Phantom section: Flat Section

DASY5 Configuration:

- Probe: ES3DV2 - SN3019; ConvF(4.51, 4.51, 4.51); Calibrated: 2018/11/2;
- Sensor-Surface: 4mm (Mechanical Surface Detection)
- Electronics: DAE3 Sn471; Calibrated: 2018/12/3
- Phantom: SAM (30deg probe tilt) with CRP v5.0_20150321; Type: QD000P40CD; Serial: TP:1874
- Measurement SW: DASY52, Version 52.8 (8);

Area Scan (61x111x1): Interpolated grid: dx=1.500 mm, dy=1.500 mm
Maximum value of SAR (interpolated) = 0.726 W/kg

Zoom Scan (5x5x7)/Cube 0: Measurement grid: dx=8mm, dy=8mm, dz=5mm
Reference Value = 11.04 V/m; Power Drift = -0.10 dB
Peak SAR (extrapolated) = 1.18 W/kg
SAR(1 g) = 0.724 W/kg; SAR(10 g) = 0.413 W/kg
Maximum value of SAR (measured) = 0.796 W/kg

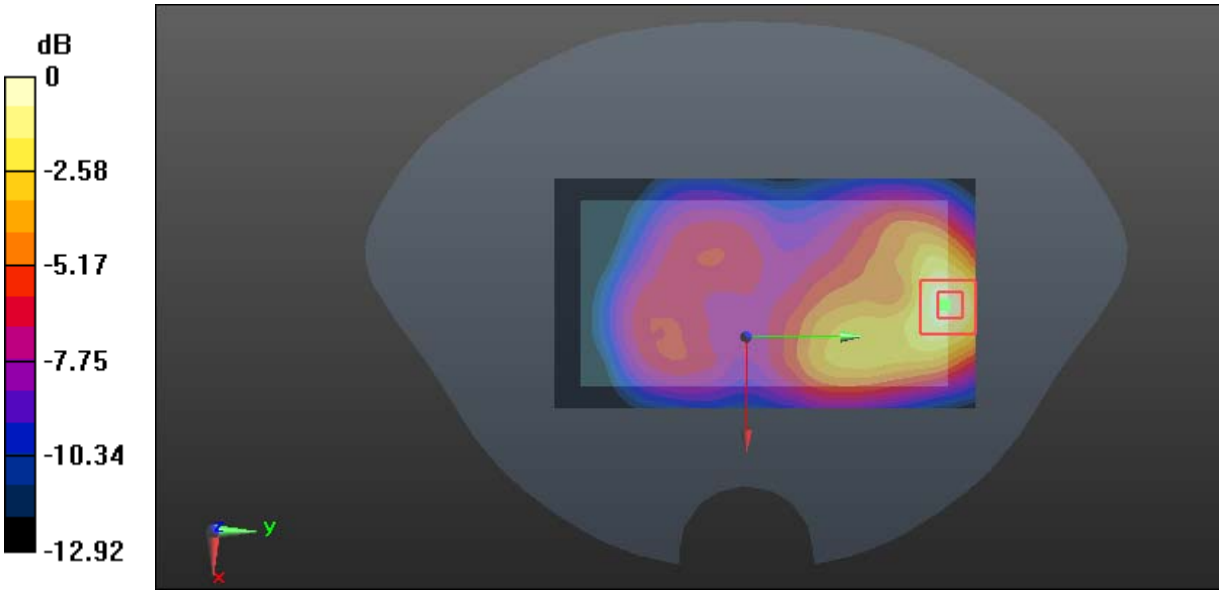

0 dB = 0.796 W/kg = -0.99 dBW/kg

Test Plot 44#: LTE Band 2_Body Back_Middle_1RB

DUT: L506; Type: L506 Single SIM; Serial: 18121000920

Communication System: Generic FDD-LTE; Frequency: 1880 MHz;Duty Cycle: 1:1
Medium parameters used: f = 1880 MHz; σ = 1.485 S/m; ε_r = 54.196; ρ = 1000 kg/m^3 ;
Phantom section: Flat Section

DASY5 Configuration:

- Probe: ES3DV2 - SN3019; ConvF(4.51, 4.51, 4.51); Calibrated: 2018/11/2;
- Sensor-Surface: 4mm (Mechanical Surface Detection)
- Electronics: DAE3 Sn471; Calibrated: 2018/12/3
- Phantom: SAM (30deg probe tilt) with CRP v5.0_20150321; Type: QD000P40CD; Serial: TP:1874
- Measurement SW: DASY52, Version 52.8 (8);

Area Scan (61x111x1): Interpolated grid: dx=1.500 mm, dy=1.500 mm
Maximum value of SAR (interpolated) = 0.938 W/kg

Zoom Scan (5x5x7)/Cube 0: Measurement grid: dx=8mm, dy=8mm, dz=5mm
Reference Value = 8.308 V/m; Power Drift = 0.16 dB
Peak SAR (extrapolated) = 1.45 W/kg
SAR(1 g) = 0.877 W/kg; SAR(10 g) = 0.492 W/kg
Maximum value of SAR (measured) = 0.985 W/kg

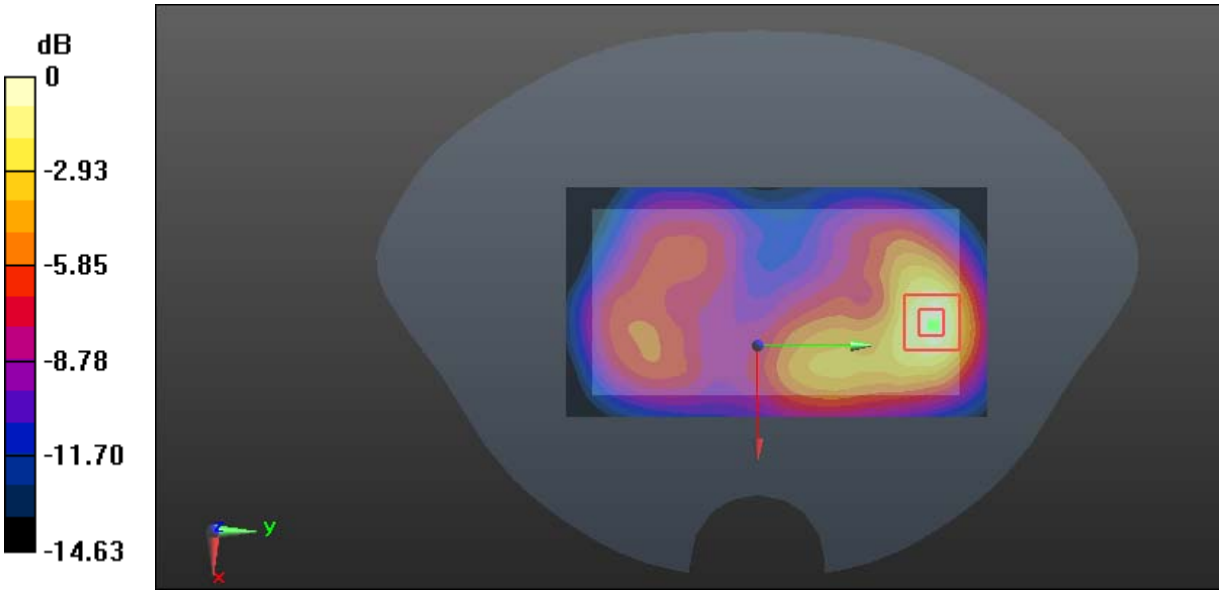

0 dB = 0.985 W/kg = -0.07 dBW/kg

Test Plot 45#: LTE Band 2_Body Back_High_1RB

DUT: L506; Type: L506 Single SIM; Serial: 18121000920

Communication System: Generic FDD-LTE; Frequency: 1900 MHz;Duty Cycle: 1:1
Medium parameters used: f = 1900 MHz; σ = 1.516 S/m; ε_r = 54.129; ρ = 1000 kg/m^3 ;
Phantom section: Flat Section

DASY5 Configuration:

- Probe: ES3DV2 - SN3019; ConvF(4.51, 4.51, 4.51); Calibrated: 2018/11/2;
- Sensor-Surface: 4mm (Mechanical Surface Detection)
- Electronics: DAE3 Sn471; Calibrated: 2018/12/3
- Phantom: SAM (30deg probe tilt) with CRP v5.0_20150321; Type: QD000P40CD; Serial: TP:1874
- Measurement SW: DASY52, Version 52.8 (8);

Area Scan (61x121x1): Interpolated grid: dx=1.500 mm, dy=1.500 mm
Maximum value of SAR (interpolated) = 0.987 W/kg

Zoom Scan (5x5x7)/Cube 0: Measurement grid: dx=8mm, dy=8mm, dz=5mm
Reference Value = 6.434 V/m; Power Drift = 0.09 dB
Peak SAR (extrapolated) = 1.56 W/kg
SAR(1 g) = 0.942 W/kg; SAR(10 g) = 0.520 W/kg
Maximum value of SAR (measured) = 1.07 W/kg

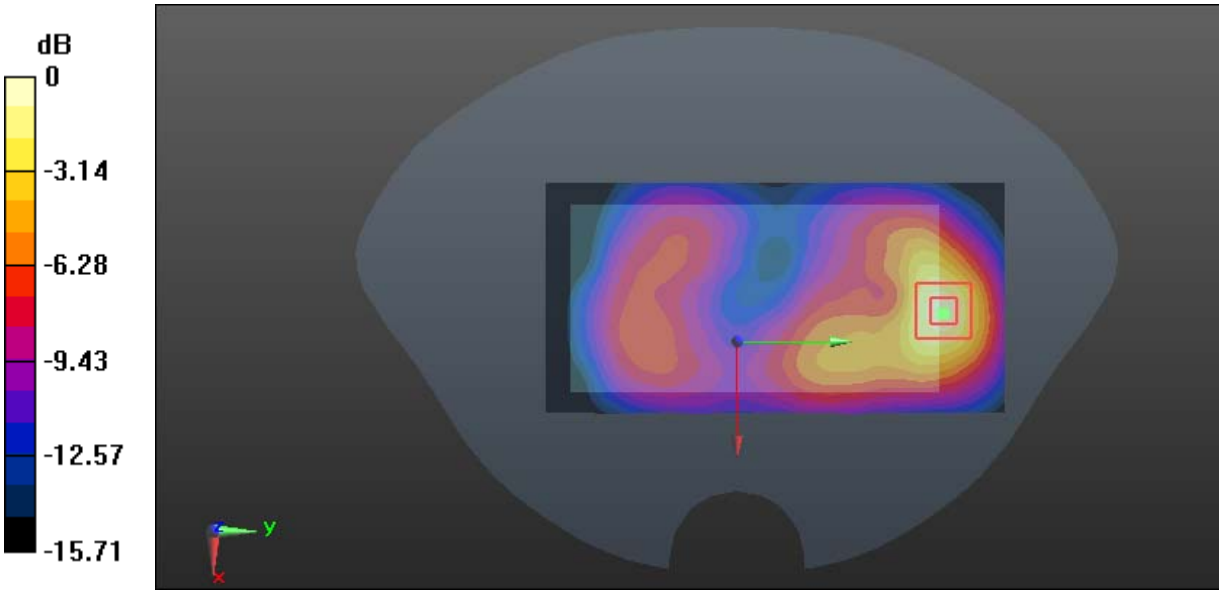

0 dB = 1.07 W/kg = 0.29 dBW/kg

Test Plot 46#: LTE Band 2_Body Back_Middle_50%RB

DUT: L506; Type: L506 Single SIM; Serial: 18121000920

Communication System: Generic FDD-LTE; Frequency: 1880 MHz;Duty Cycle: 1:1
Medium parameters used: f = 1880 MHz; σ = 1.485 S/m; ε_r = 54.196; ρ = 1000 kg/m^3 ;
Phantom section: Flat Section

DASY5 Configuration:

- Probe: ES3DV2 - SN3019; ConvF(4.51, 4.51, 4.51); Calibrated: 2018/11/2;
- Sensor-Surface: 4mm (Mechanical Surface Detection)
- Electronics: DAE3 Sn471; Calibrated: 2018/12/3
- Phantom: SAM (30deg probe tilt) with CRP v5.0_20150321; Type: QD000P40CD; Serial: TP:1874
- Measurement SW: DASY52, Version 52.8 (8);

Area Scan (61x121x1): Interpolated grid: dx=1.500 mm, dy=1.500 mm
Maximum value of SAR (interpolated) = 0.744 W/kg

Zoom Scan (5x5x7)/Cube 0: Measurement grid: dx=8mm, dy=8mm, dz=5mm
Reference Value = 7.808 V/m; Power Drift = -0.16 dB
Peak SAR (extrapolated) = 1.17 W/kg
SAR(1 g) = 0.708 W/kg; SAR(10 g) = 0.396 W/kg
Maximum value of SAR (measured) = 0.794 W/kg

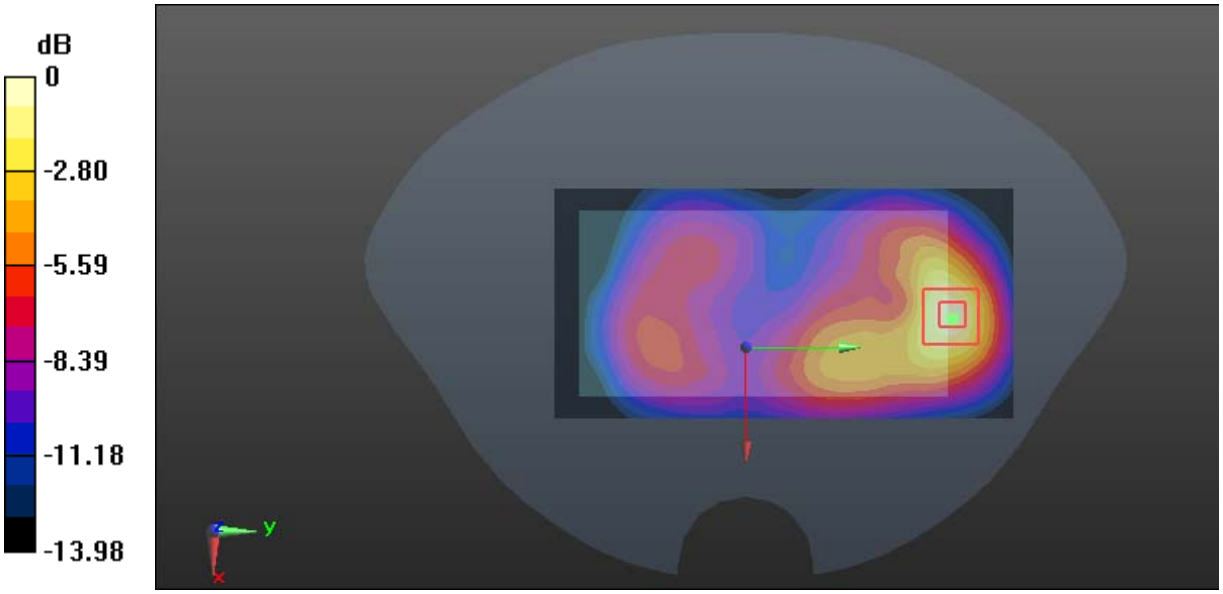

0 dB = 0.794 W/kg = -1.00 dBW/kg

Test Plot 47#: LTE Band 2_Body Right_Middle_1RB

DUT: L506; Type: L506 Single SIM; Serial: 18121000920

Communication System: Generic FDD-LTE; Frequency: 1880 MHz;Duty Cycle: 1:1
Medium parameters used: f = 1880 MHz; σ = 1.485 S/m; ε_r = 54.196; ρ = 1000 kg/m^3 ;
Phantom section: Flat Section

DASY5 Configuration:

- Probe: ES3DV2 - SN3019; ConvF(4.51, 4.51, 4.51); Calibrated: 2018/11/2;
- Sensor-Surface: 4mm (Mechanical Surface Detection)
- Electronics: DAE3 Sn471; Calibrated: 2018/12/3
- Phantom: SAM (30deg probe tilt) with CRP v5.0_20150321; Type: QD000P40CD; Serial: TP:1874
- Measurement SW: DASY52, Version 52.8 (8);

Area Scan (41x111x1): Interpolated grid: dx=1.500 mm, dy=1.500 mm
Maximum value of SAR (interpolated) = 0.135 W/kg

Zoom Scan (5x5x7)/Cube 0: Measurement grid: dx=8mm, dy=8mm, dz=5mm
Reference Value = 7.535 V/m; Power Drift = -0.02 dB
Peak SAR (extrapolated) = 0.186 W/kg
SAR(1 g) = 0.122 W/kg; SAR(10 g) = 0.080 W/kg
Maximum value of SAR (measured) = 0.131 W/kg

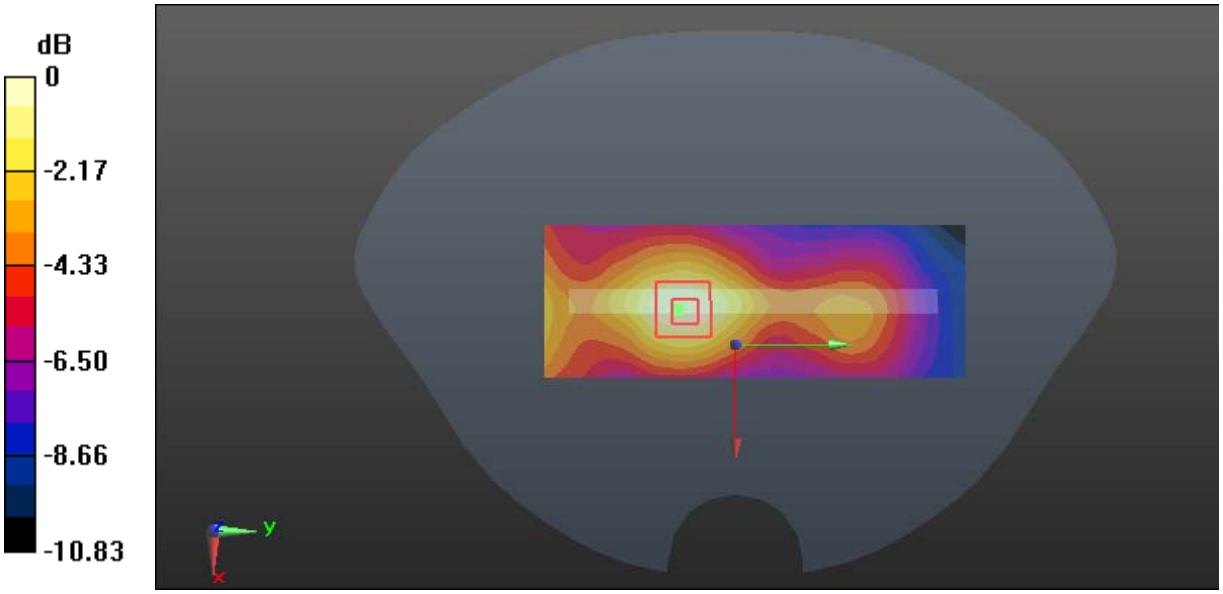

0 dB = 0.131 W/kg = -8.83 dBW/kg

Test Plot 48#: LTE Band 2_Body Right_Middle_50%RB

DUT: L506; Type: L506 Single SIM; Serial: 18121000920

Communication System: Generic FDD-LTE; Frequency: 1880 MHz;Duty Cycle: 1:1
Medium parameters used: f = 1880 MHz; σ = 1.485 S/m; ε_r = 54.196; ρ = 1000 kg/m^3 ;
Phantom section: Flat Section

DASY5 Configuration:

- Probe: ES3DV2 - SN3019; ConvF(4.51, 4.51, 4.51); Calibrated: 2018/11/2;
- Sensor-Surface: 4mm (Mechanical Surface Detection)
- Electronics: DAE3 Sn471; Calibrated: 2018/12/3
- Phantom: SAM (30deg probe tilt) with CRP v5.0_20150321; Type: QD000P40CD; Serial: TP:1874
- Measurement SW: DASY52, Version 52.8 (8);

Area Scan (41x111x1): Interpolated grid: dx=1.500 mm, dy=1.500 mm
Maximum value of SAR (interpolated) = 0.0959 W/kg

Zoom Scan (5x5x7)/Cube 0: Measurement grid: dx=8mm, dy=8mm, dz=5mm
Reference Value = 6.515 V/m; Power Drift = -0.06 dB
Peak SAR (extrapolated) = 0.196 W/kg
SAR(1 g) = 0.085 W/kg; SAR(10 g) = 0.053 W/kg
Maximum value of SAR (measured) = 0.0922 W/kg

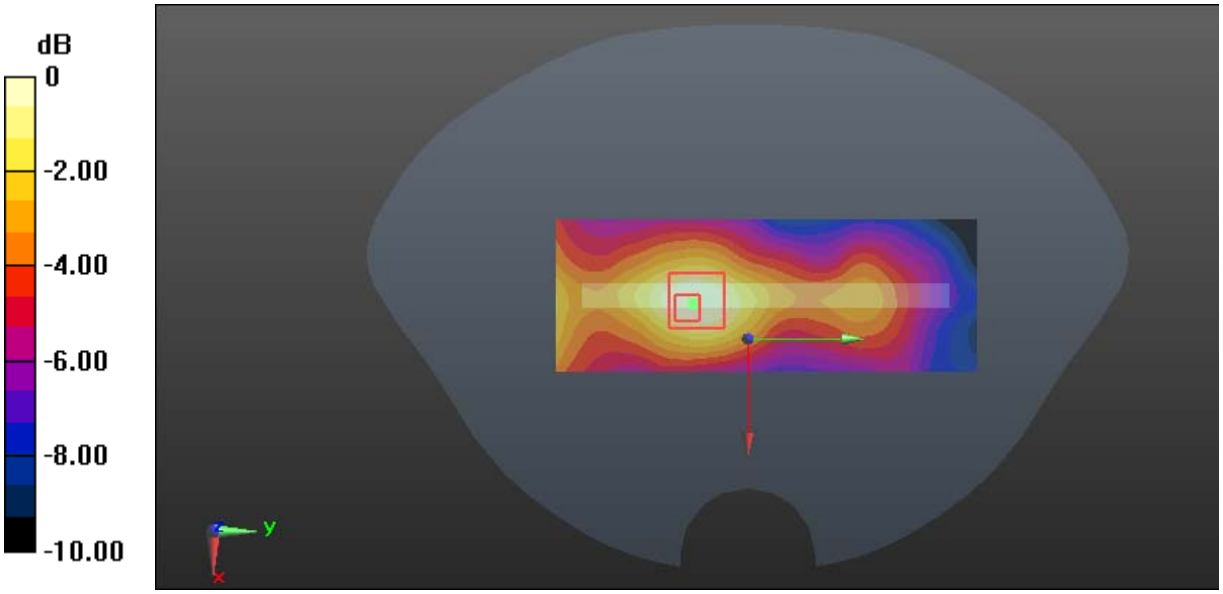

0 dB = 0.0922 W/kg = -10.35 dBW/kg

Test Plot 49#: LTE Band 2_Body Bottom_Low_1RB

DUT: L506; Type: L506 Single SIM; Serial: 18121000920

Communication System: Generic FDD-LTE; Frequency: 1860 MHz;Duty Cycle: 1:1
Medium parameters used: f = 1860 MHz; σ = 1.473 S/m; ε_r = 54.428; ρ = 1000 kg/m^3 ;
Phantom section: Flat Section

DASY5 Configuration:

- Probe: ES3DV2 - SN3019; ConvF(4.51, 4.51, 4.51); Calibrated: 2018/11/2;
- Sensor-Surface: 4mm (Mechanical Surface Detection)
- Electronics: DAE3 Sn471; Calibrated: 2018/12/3
- Phantom: SAM (30deg probe tilt) with CRP v5.0_20150321; Type: QD000P40CD; Serial: TP:1874
- Measurement SW: DASY52, Version 52.8 (8);

Area Scan (41x61x1): Interpolated grid: dx=1.500 mm, dy=1.500 mm
Maximum value of SAR (interpolated) = 1.06 W/kg

Zoom Scan (5x5x7)/Cube 0: Measurement grid: dx=8mm, dy=8mm, dz=5mm
Reference Value = 25.29 V/m; Power Drift = -0.04 dB
Peak SAR (extrapolated) = 1.55 W/kg
SAR(1 g) = 0.934 W/kg; SAR(10 g) = 0.524 W/kg
Maximum value of SAR (measured) = 1.04 W/kg

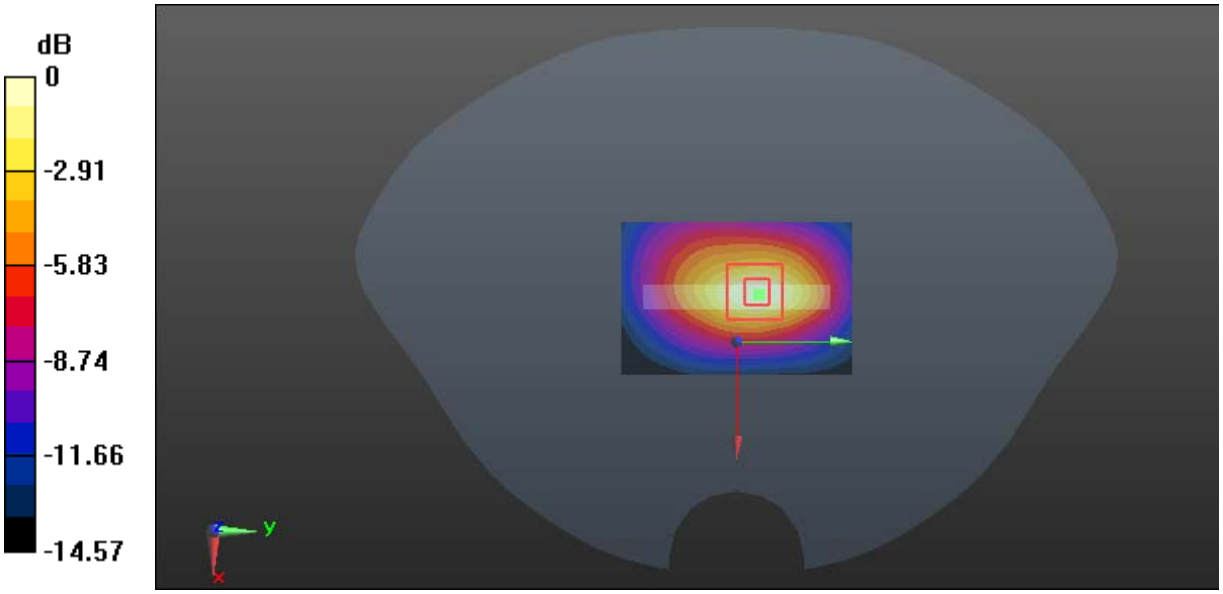

0 dB = 1.04 W/kg = 0.17 dBW/kg

Test Plot 50#: LTE Band 2_Body Bottom_Middle_1RB

DUT: L506; Type: L506 Single SIM; Serial: 18121000920

Communication System: Generic FDD-LTE; Frequency: 1880 MHz;Duty Cycle: 1:1
Medium parameters used: f = 1880 MHz; σ = 1.485 S/m; ε_r = 54.196; ρ = 1000 kg/m^3 ;
Phantom section: Flat Section

DASY5 Configuration:

- Probe: ES3DV2 - SN3019; ConvF(4.51, 4.51, 4.51); Calibrated: 2018/11/2;
- Sensor-Surface: 4mm (Mechanical Surface Detection)
- Electronics: DAE3 Sn471; Calibrated: 2018/12/3
- Phantom: SAM (30deg probe tilt) with CRP v5.0_20150321; Type: QD000P40CD; Serial: TP:1874
- Measurement SW: DASY52, Version 52.8 (8);

Area Scan (41x61x1): Interpolated grid: dx=1.500 mm, dy=1.500 mm
Maximum value of SAR (interpolated) = 1.24 W/kg

Zoom Scan (5x5x7)/Cube 0: Measurement grid: dx=8mm, dy=8mm, dz=5mm
Reference Value = 26.53 V/m; Power Drift = 0.01 dB
Peak SAR (extrapolated) = 1.86 W/kg
SAR(1 g) = 1.08 W/kg; SAR(10 g) = 0.596 W/kg
Maximum value of SAR (measured) = 1.21 W/kg

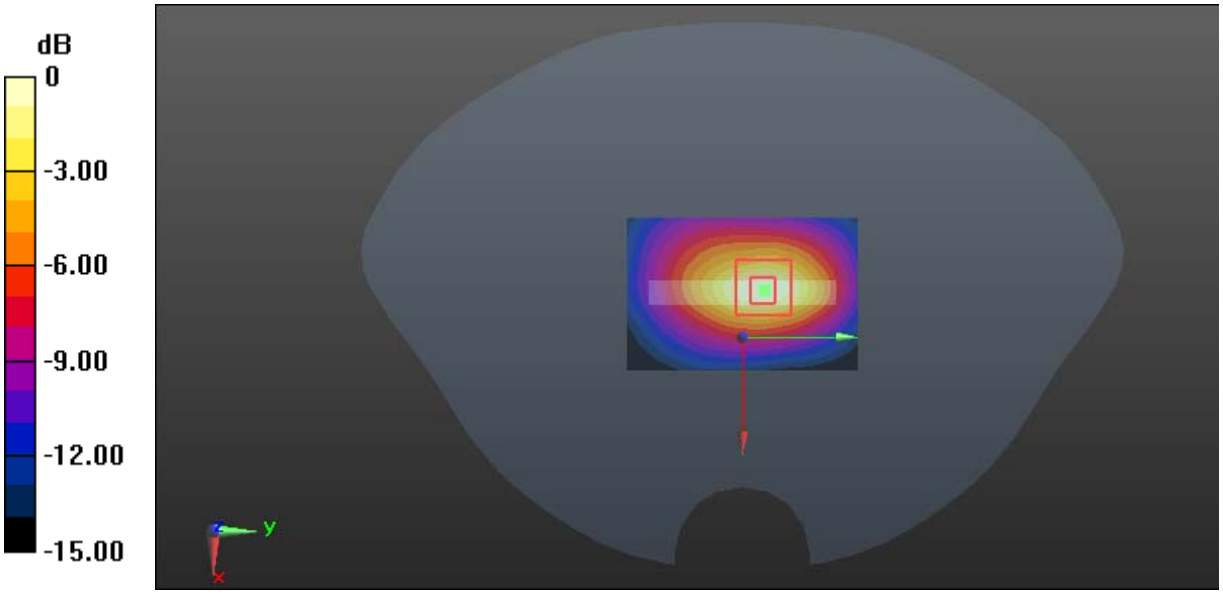

0 dB = 1.21 W/kg = 0.83 dBW/kg

Test Plot 51#: LTE Band 2_Body Bottom_High_1RB

DUT: L506; Type: L506 Single SIM; Serial: 18121000920

Communication System: Generic FDD-LTE; Frequency: 1900 MHz;Duty Cycle: 1:1
Medium parameters used: f = 1900 MHz; σ = 1.516 S/m; ε_r = 54.129; ρ = 1000 kg/m^3 ;
Phantom section: Flat Section

DASY5 Configuration:

- Probe: ES3DV2 - SN3019; ConvF(4.51, 4.51, 4.51); Calibrated: 2018/11/2;
- Sensor-Surface: 4mm (Mechanical Surface Detection)
- Electronics: DAE3 Sn471; Calibrated: 2018/12/3
- Phantom: SAM (30deg probe tilt) with CRP v5.0_20150321; Type: QD000P40CD; Serial: TP:1874
- Measurement SW: DASY52, Version 52.8 (8);

Area Scan (41x61x1): Interpolated grid: dx=1.500 mm, dy=1.500 mm
Maximum value of SAR (interpolated) = 1.17 W/kg

Zoom Scan (5x5x7)/Cube 0: Measurement grid: dx=8mm, dy=8mm, dz=5mm
Reference Value = 25.50 V/m; Power Drift = 0.01 dB
Peak SAR (extrapolated) = 1.72 W/kg
SAR(1 g) = 1.02 W/kg; SAR(10 g) = 0.562 W/kg
Maximum value of SAR (measured) = 1.15 W/kg

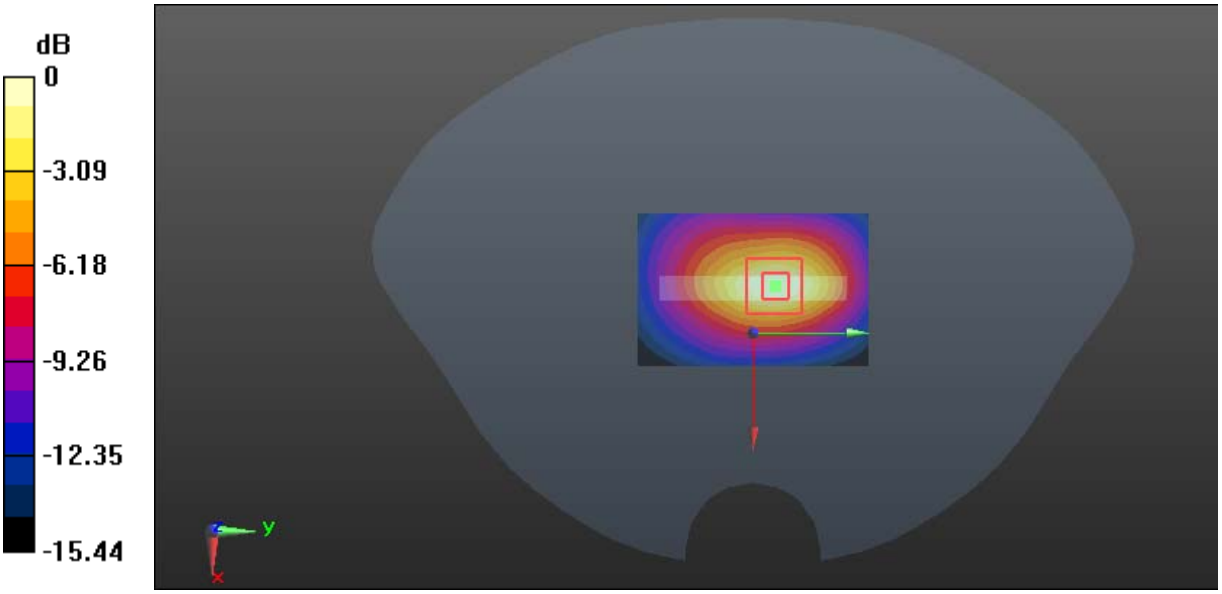

0 dB = 1.15 W/kg = 0.61 dBW/kg

Test Plot 52#: LTE Band 2_Body Bottom_Low_50%RB

DUT: L506; Type: L506 Single SIM; Serial: 18121000920

Communication System: Generic FDD-LTE; Frequency: 1860 MHz;Duty Cycle: 1:1
Medium parameters used: f = 1860 MHz; σ = 1.473 S/m; ε_r = 54.428; ρ = 1000 kg/m^3 ;
Phantom section: Flat Section

DASY5 Configuration:

- Probe: ES3DV2 - SN3019; ConvF(4.51, 4.51, 4.51); Calibrated: 2018/11/2;
- Sensor-Surface: 4mm (Mechanical Surface Detection)
- Electronics: DAE3 Sn471; Calibrated: 2018/12/3
- Phantom: SAM (30deg probe tilt) with CRP v5.0_20150321; Type: QD000P40CD; Serial: TP:1874
- Measurement SW: DASY52, Version 52.8 (8);

Area Scan (41x61x1): Interpolated grid: dx=1.500 mm, dy=1.500 mm
Maximum value of SAR (interpolated) = 0.810 W/kg

Zoom Scan (5x5x7)/Cube 0: Measurement grid: dx=8mm, dy=8mm, dz=5mm
Reference Value = 21.94 V/m; Power Drift = 0.03 dB
Peak SAR (extrapolated) = 1.19 W/kg
SAR(1 g) = 0.717 W/kg; SAR(10 g) = 0.401 W/kg
Maximum value of SAR (measured) = 0.805 W/kg

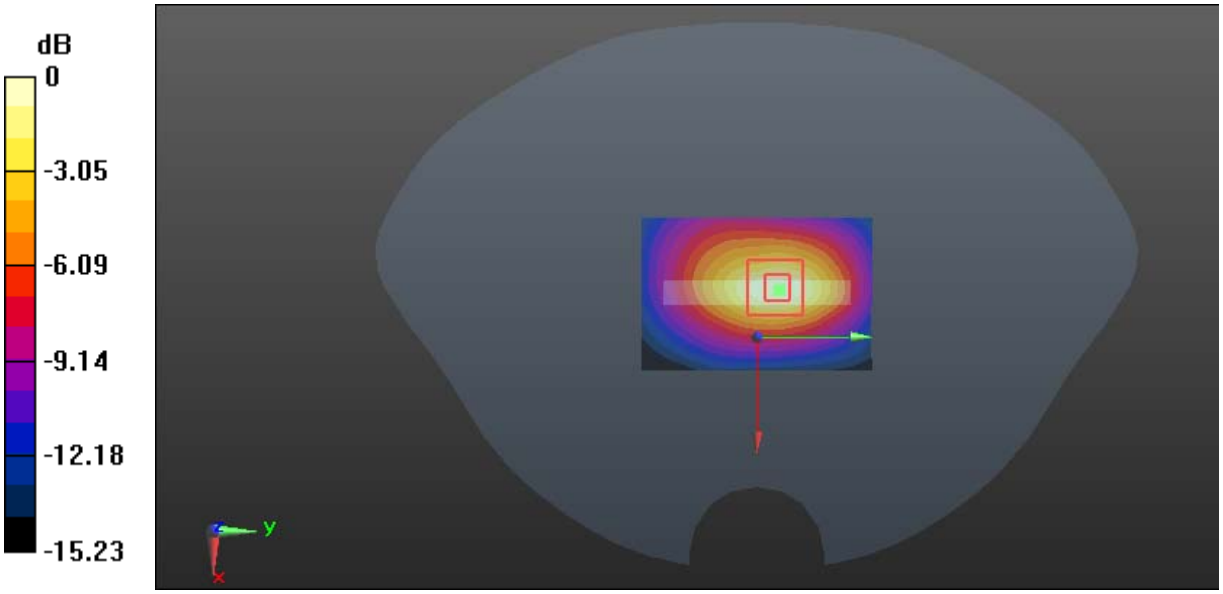

0 dB = 0.805 W/kg = -0.94 dBW/kg

Test Plot 53#: LTE Band 2_Body Bottom_Middle_50%RB

DUT: L506; Type: L506 Single SIM; Serial: 18121000920

Communication System: Generic FDD-LTE; Frequency: 1880 MHz;Duty Cycle: 1:1
Medium parameters used: f = 1880 MHz; σ = 1.485 S/m; ε_r = 54.196; ρ = 1000 kg/m^3 ;
Phantom section: Flat Section

DASY5 Configuration:

- Probe: ES3DV2 - SN3019; ConvF(4.51, 4.51, 4.51); Calibrated: 2018/11/2;
- Sensor-Surface: 4mm (Mechanical Surface Detection)
- Electronics: DAE3 Sn471; Calibrated: 2018/12/3
- Phantom: SAM (30deg probe tilt) with CRP v5.0_20150321; Type: QD000P40CD; Serial: TP:1874
- Measurement SW: DASY52, Version 52.8 (8);

Area Scan (41x61x1): Interpolated grid: dx=1.500 mm, dy=1.500 mm
Maximum value of SAR (interpolated) = 0.942 W/kg

Zoom Scan (5x5x7)/Cube 0: Measurement grid: dx=8mm, dy=8mm, dz=5mm
Reference Value = 23.47 V/m; Power Drift = -0.14 dB
Peak SAR (extrapolated) = 1.38 W/kg
SAR(1 g) = 0.818 W/kg; SAR(10 g) = 0.452 W/kg
Maximum value of SAR (measured) = 0.922 W/kg

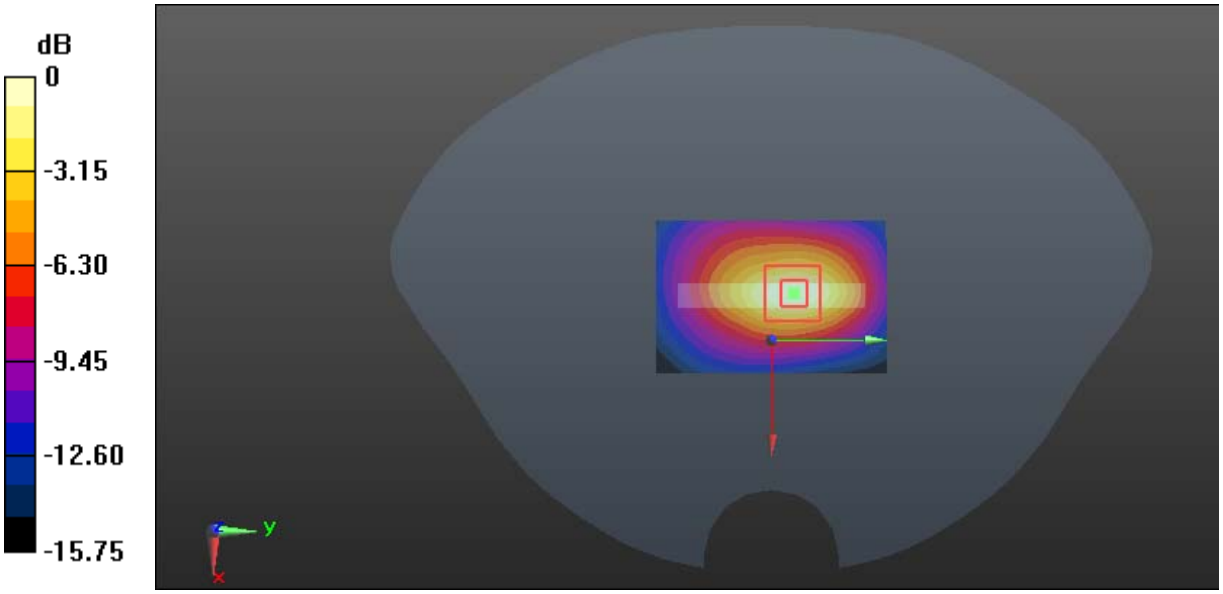

0 dB = 0.922 W/kg = -0.35 dBW/kg

Test Plot 54#: LTE Band 2_Body Bottom_High_50%RB

DUT: L506; Type: L506 Single SIM; Serial: 18121000920

Communication System: Generic FDD-LTE; Frequency: 1900 MHz;Duty Cycle: 1:1
Medium parameters used: f = 1900 MHz; σ = 1.516 S/m; ε_r = 54.129; ρ = 1000 kg/m^3 ;
Phantom section: Flat Section

DASY5 Configuration:

- Probe: ES3DV2 - SN3019; ConvF(4.51, 4.51, 4.51); Calibrated: 2018/11/2;
- Sensor-Surface: 4mm (Mechanical Surface Detection)
- Electronics: DAE3 Sn471; Calibrated: 2018/12/3
- Phantom: SAM (30deg probe tilt) with CRP v5.0_20150321; Type: QD000P40CD; Serial: TP:1874
- Measurement SW: DASY52, Version 52.8 (8);

Area Scan (41x61x1): Interpolated grid: dx=1.500 mm, dy=1.500 mm
Maximum value of SAR (interpolated) = 1.04 W/kg

Zoom Scan (5x5x7)/Cube 0: Measurement grid: dx=8mm, dy=8mm, dz=5mm
Reference Value = 23.97 V/m; Power Drift = 0.04 dB
Peak SAR (extrapolated) = 1.56 W/kg
SAR(1 g) = 0.915 W/kg; SAR(10 g) = 0.502 W/kg
Maximum value of SAR (measured) = 1.03 W/kg

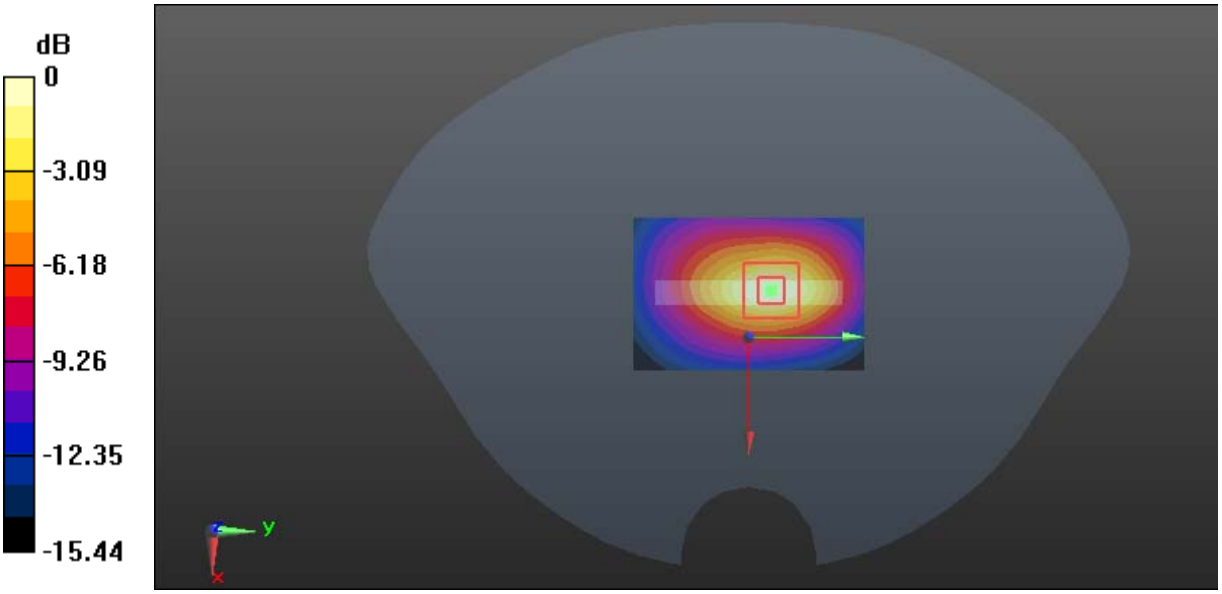

0 dB = 1.03 W/kg = 0.13 dBW/kg

Test Plot 55#: LTE Band 2_Body Bottom_Middle_100%RB

DUT: L506; Type: L506 Single SIM; Serial: 18121000920

Communication System: Generic FDD-LTE; Frequency: 1880 MHz;Duty Cycle: 1:1
Medium parameters used: f = 1880 MHz; σ = 1.485 S/m; ε_r = 54.196; ρ = 1000 kg/m^3 ;
Phantom section: Flat Section

DASY5 Configuration:

- Probe: ES3DV2 - SN3019; ConvF(4.51, 4.51, 4.51); Calibrated: 2018/11/2;
- Sensor-Surface: 4mm (Mechanical Surface Detection)
- Electronics: DAE3 Sn471; Calibrated: 2018/12/3
- Phantom: SAM (30deg probe tilt) with CRP v5.0_20150321; Type: QD000P40CD; Serial: TP:1874
- Measurement SW: DASY52, Version 52.8 (8);

Area Scan (41x61x1): Interpolated grid: dx=1.500 mm, dy=1.500 mm
Maximum value of SAR (interpolated) = 0.942 W/kg

Zoom Scan (5x5x7)/Cube 0: Measurement grid: dx=8mm, dy=8mm, dz=5mm
Reference Value = 23.27 V/m; Power Drift = -0.02 dB
Peak SAR (extrapolated) = 1.40 W/kg
SAR(1 g) = 0.821 W/kg; SAR(10 g) = 0.456 W/kg
Maximum value of SAR (measured) = 0.921 W/kg

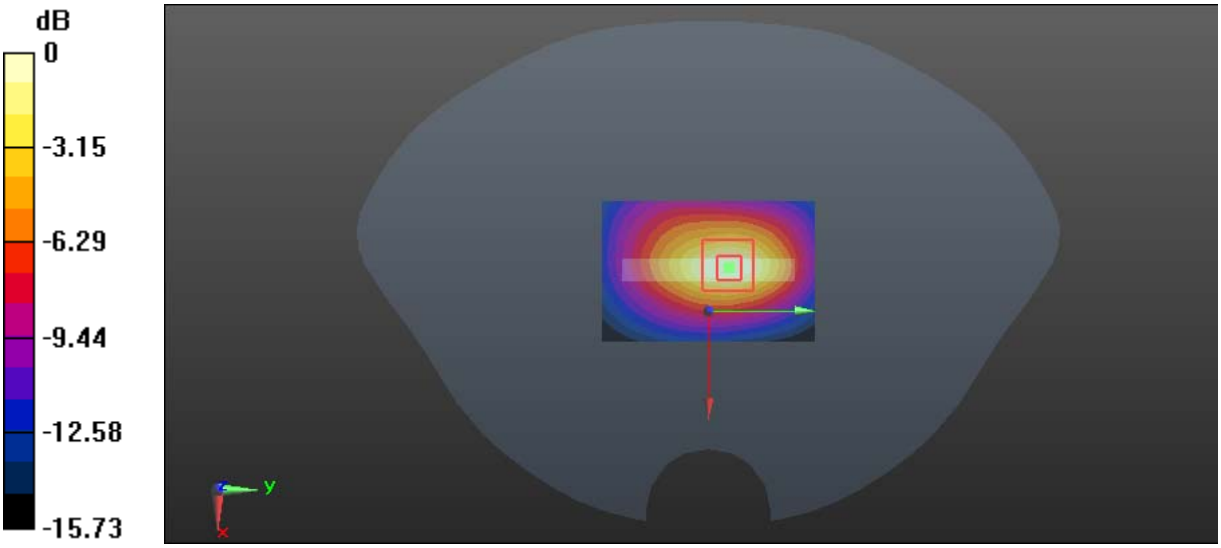

0 dB = 0.921 W/kg = -0.36 dBW/kg

Test Plot 56#: LTE Band 4_Head Left Cheek_Middle_1RB

DUT: L506; Type: L506 Single SIM; Serial: 18121000920

Communication System: Generic FDD-LTE; Frequency: 1732.5 MHz;Duty Cycle: 1:1
Medium parameters used: f = 1732.5 MHz; σ = 1.343 S/m; ε_r = 41.199; ρ = 1000 kg/m^3 ;
Phantom section: Left Section

DASY5 Configuration:

- Probe: ES3DV2 - SN3019; ConvF(5.16, 5.16, 5.16); Calibrated: 2018/11/2;
- Sensor-Surface: 4mm (Mechanical Surface Detection)
- Electronics: DAE3 Sn471; Calibrated: 2018/12/3
- Phantom: SAM (30deg probe tilt) with CRP v5.0_20150321; Type: QD000P40CD; Serial: TP:1874
- Measurement SW: DASY52, Version 52.8 (8);

Area Scan (61x101x1): Interpolated grid: dx=1.500 mm, dy=1.500 mm
Maximum value of SAR (interpolated) = 0.563 W/kg

Zoom Scan (5x5x7)/Cube 0: Measurement grid: dx=8mm, dy=8mm, dz=5mm
Reference Value = 9.276 V/m; Power Drift = -0.10 dB
Peak SAR (extrapolated) = 0.759 W/kg
SAR(1 g) = 0.512 W/kg; SAR(10 g) = 0.332 W/kg
Maximum value of SAR (measured) = 0.549 W/kg

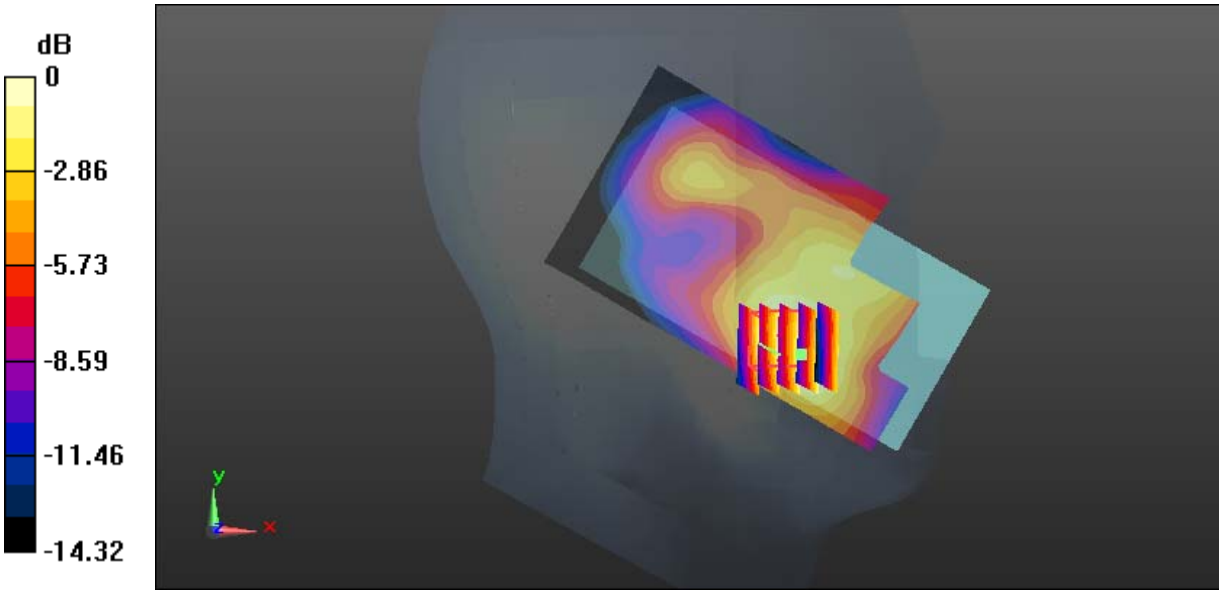

0 dB = 0.549 W/kg = -2.60 dBW/kg

Test Plot 57#: LTE Band 4_Head Left Cheek_Middle_50%RB

DUT: L506; Type: L506 Single SIM; Serial: 18121000920

Communication System: Generic FDD-LTE; Frequency: 1732.5 MHz;Duty Cycle: 1:1
Medium parameters used: f = 1732.5 MHz; σ = 1.343 S/m; ε_r = 41.199; ρ = 1000 kg/m^3 ;
Phantom section: Left Section

DASY5 Configuration:

- Probe: ES3DV2 - SN3019; ConvF(5.16, 5.16, 5.16); Calibrated: 2018/11/2;
- Sensor-Surface: 4mm (Mechanical Surface Detection)
- Electronics: DAE3 Sn471; Calibrated: 2018/12/3
- Phantom: SAM (30deg probe tilt) with CRP v5.0_20150321; Type: QD000P40CD; Serial: TP:1874
- Measurement SW: DASY52, Version 52.8 (8);

Area Scan (61x101x1): Interpolated grid: dx=1.500 mm, dy=1.500 mm
Maximum value of SAR (interpolated) = 0.410 W/kg

Zoom Scan (5x5x7)/Cube 0: Measurement grid: dx=8mm, dy=8mm, dz=5mm
Reference Value = 8.222 V/m; Power Drift = -0.13 dB
Peak SAR (extrapolated) = 0.553 W/kg
SAR(1 g) = 0.375 W/kg; SAR(10 g) = 0.243 W/kg
Maximum value of SAR (measured) = 0.401 W/kg

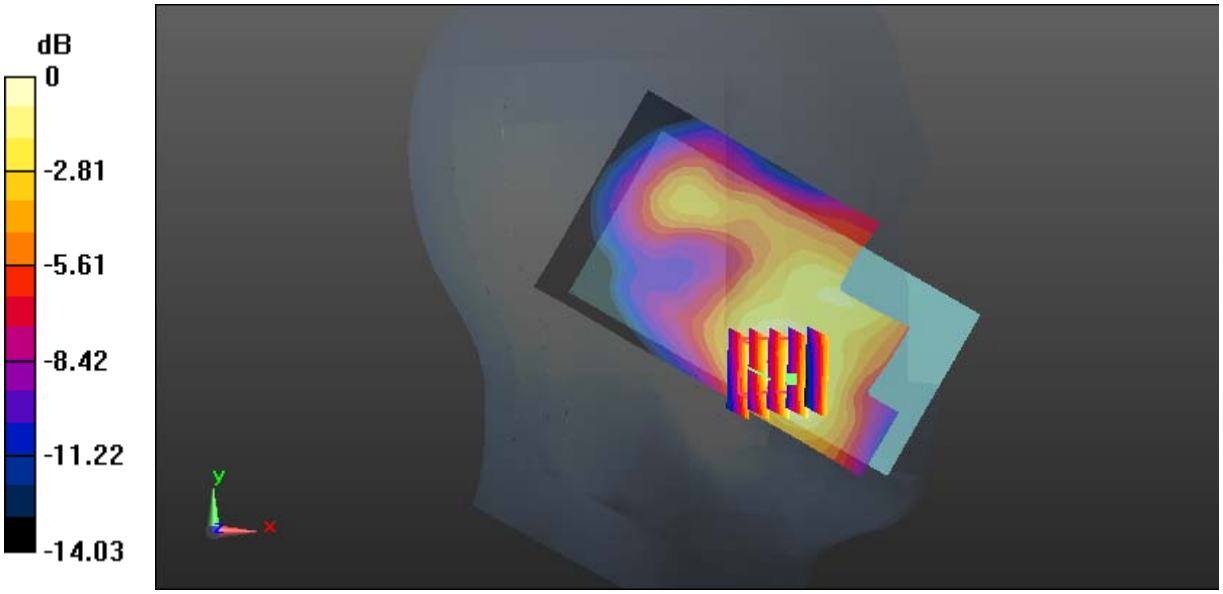

0 dB = 0.401 W/kg = -3.97 dBW/kg

Test Plot 58#: LTE Band 4_Head Left Tilt_Middle_1RB

DUT: L506; Type: L506 Single SIM; Serial: 18121000920

Communication System: Generic FDD-LTE; Frequency: 1732.5 MHz;Duty Cycle: 1:1
Medium parameters used: f = 1732.5 MHz; σ = 1.343 S/m; ε_r = 41.199; ρ = 1000 kg/m^3 ;
Phantom section: Left Section

DASY5 Configuration:

- Probe: ES3DV2 - SN3019; ConvF(5.16, 5.16, 5.16); Calibrated: 2018/11/2;
- Sensor-Surface: 4mm (Mechanical Surface Detection)
- Electronics: DAE3 Sn471; Calibrated: 2018/12/3
- Phantom: SAM (30deg probe tilt) with CRP v5.0_20150321; Type: QD000P40CD; Serial: TP:1874
- Measurement SW: DASY52, Version 52.8 (8);

Area Scan (61x101x1): Interpolated grid: dx=1.500 mm, dy=1.500 mm
Maximum value of SAR (interpolated) = 0.289 W/kg

Zoom Scan (6x6x7)/Cube 0: Measurement grid: dx=8mm, dy=8mm, dz=5mm
Reference Value = 12.90 V/m; Power Drift = -0.07 dB
Peak SAR (extrapolated) = 0.426 W/kg
SAR(1 g) = 0.275 W/kg; SAR(10 g) = 0.170 W/kg
Maximum value of SAR (measured) = 0.290 W/kg

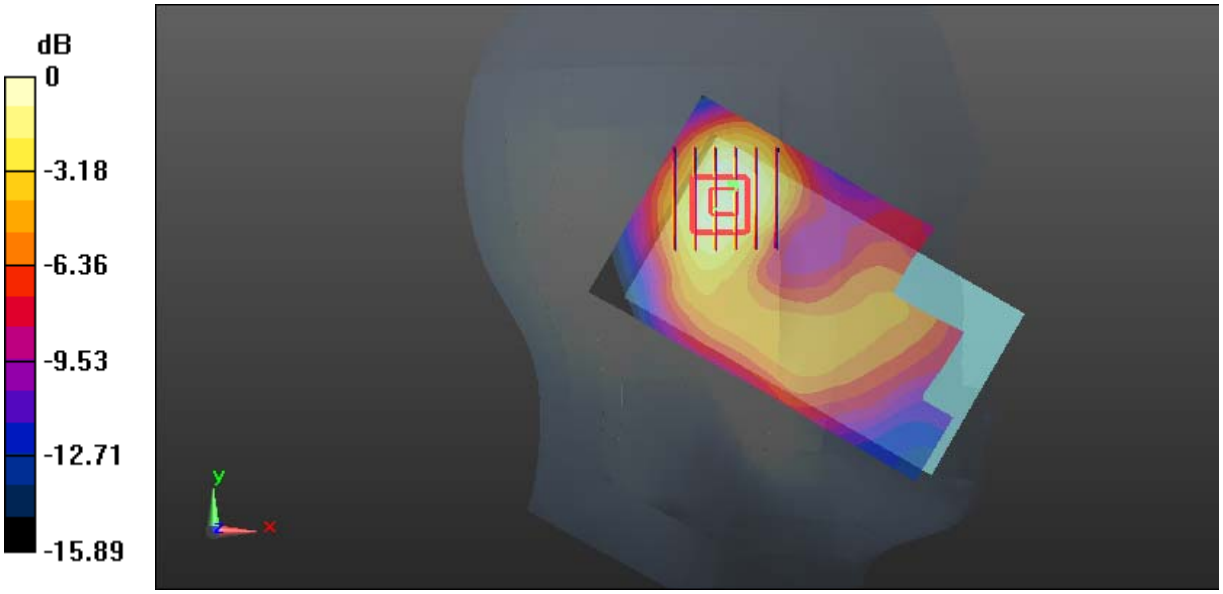

0 dB = 0.290 W/kg = -5.38 dBW/kg

Test Plot 59#: LTE Band 4_Head Left Tilt_Middle_50%RB

DUT: L506; Type: L506 Single SIM; Serial: 18121000920

Communication System: Generic FDD-LTE; Frequency: 1732.5 MHz;Duty Cycle: 1:1
Medium parameters used: f = 1732.5 MHz; σ = 1.343 S/m; ε_r = 41.199; ρ = 1000 kg/m^3 ;
Phantom section: Left Section

DASY5 Configuration:

- Probe: ES3DV2 - SN3019; ConvF(5.16, 5.16, 5.16); Calibrated: 2018/11/2;
- Sensor-Surface: 4mm (Mechanical Surface Detection)
- Electronics: DAE3 Sn471; Calibrated: 2018/12/3
- Phantom: SAM (30deg probe tilt) with CRP v5.0_20150321; Type: QD000P40CD; Serial: TP:1874
- Measurement SW: DASY52, Version 52.8 (8);

Area Scan (61x101x1): Interpolated grid: dx=1.500 mm, dy=1.500 mm
Maximum value of SAR (interpolated) = 0.220 W/kg

Zoom Scan (6x6x7)/Cube 0: Measurement grid: dx=8mm, dy=8mm, dz=5mm
Reference Value = 10.70 V/m; Power Drift = 0.14 dB
Peak SAR (extrapolated) = 0.310 W/kg
SAR(1 g) = 0.203 W/kg; SAR(10 g) = 0.126 W/kg
Maximum value of SAR (measured) = 0.215 W/kg



0 dB = 0.215 W/kg = -6.68 dBW/kg

Test Plot 60#: LTE Band 4_Head Right Cheek_Low_1RB

DUT: L506; Type: L506 Single SIM; Serial: 18121000920

Communication System: Generic FDD-LTE; Frequency: 1720 MHz;Duty Cycle: 1:1
Medium parameters used: f = 1720 MHz; σ = 1.329 S/m; ε_r = 41.223; ρ = 1000 kg/m^3 ;
Phantom section: Right Section

DASY5 Configuration:

- Probe: ES3DV2 - SN3019; ConvF(5.16, 5.16, 5.16); Calibrated: 2018/11/2;
- Sensor-Surface: 4mm (Mechanical Surface Detection)
- Electronics: DAE3 Sn471; Calibrated: 2018/12/3
- Phantom: SAM (30deg probe tilt) with CRP v5.0_20150321; Type: QD000P40CD; Serial: TP:1874
- Measurement SW: DASY52, Version 52.8 (8);

Area Scan (61x101x1): Interpolated grid: dx=1.500 mm, dy=1.500 mm
Maximum value of SAR (interpolated) = 0.721 W/kg

Zoom Scan (5x5x7)/Cube 0: Measurement grid: dx=8mm, dy=8mm, dz=5mm
Reference Value = 7.392 V/m; Power Drift = -0.19 dB
Peak SAR (extrapolated) = 0.915 W/kg
SAR(1 g) = 0.609 W/kg; SAR(10 g) = 0.381 W/kg
Maximum value of SAR (measured) = 0.651 W/kg



0 dB = 0.651 W/kg = -1.86 dBW/kg

Test Plot 61#: LTE Band 4_Head Right Cheek_Middle_1RB

DUT: L506; Type: L506 Single SIM; Serial: 18121000920

Communication System: Generic FDD-LTE; Frequency: 1732.5 MHz;Duty Cycle: 1:1
Medium parameters used: f = 1732.5 MHz; σ = 1.343 S/m; ε_r = 41.199; ρ = 1000 kg/m^3 ;
Phantom section: Right Section

DASY5 Configuration:

- Probe: ES3DV2 - SN3019; ConvF(5.16, 5.16, 5.16); Calibrated: 2018/11/2;
- Sensor-Surface: 4mm (Mechanical Surface Detection)
- Electronics: DAE3 Sn471; Calibrated: 2018/12/3
- Phantom: SAM (30deg probe tilt) with CRP v5.0_20150321; Type: QD000P40CD; Serial: TP:1874
- Measurement SW: DASY52, Version 52.8 (8);

Area Scan (61x101x1): Interpolated grid: dx=1.500 mm, dy=1.500 mm
Maximum value of SAR (interpolated) = 0.874 W/kg

Zoom Scan (5x5x7)/Cube 0: Measurement grid: dx=8mm, dy=8mm, dz=5mm
Reference Value = 8.116 V/m; Power Drift = -0.12 dB
Peak SAR (extrapolated) = 1.20 W/kg
SAR(1 g) = 0.799 W/kg; SAR(10 g) = 0.498 W/kg
Maximum value of SAR (measured) = 0.861 W/kg

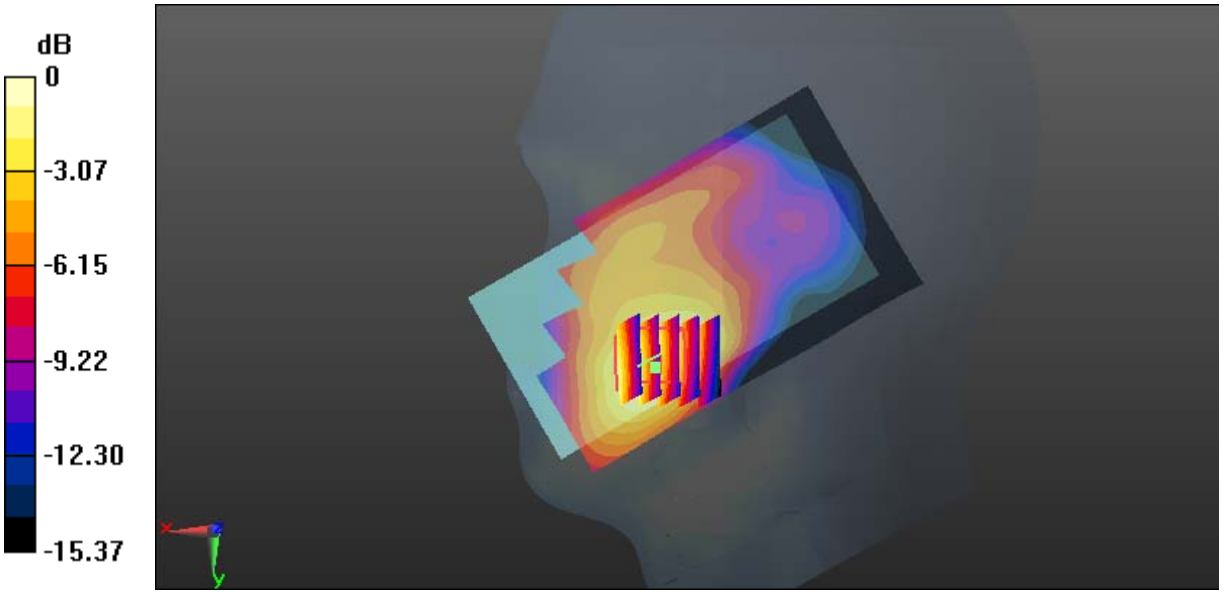

0 dB = 0.861 W/kg = -0.65 dBW/kg

Test Plot 62#: LTE Band 4_Head Right Cheek_High_1RB

DUT: L506; Type: L506 Single SIM; Serial: 18121000920

Communication System: Generic FDD-LTE; Frequency: 1745 MHz;Duty Cycle: 1:1
Medium parameters used: f = 1745 MHz; σ = 1.348 S/m; ε_r = 41.113; ρ = 1000 kg/m^3 ;
Phantom section: Right Section

DASY5 Configuration:

- Probe: ES3DV2 - SN3019; ConvF(5.16, 5.16, 5.16); Calibrated: 2018/11/2;
- Sensor-Surface: 4mm (Mechanical Surface Detection)
- Electronics: DAE3 Sn471; Calibrated: 2018/12/3
- Phantom: SAM (30deg probe tilt) with CRP v5.0_20150321; Type: QD000P40CD; Serial: TP:1874
- Measurement SW: DASY52, Version 52.8 (8);

Area Scan (61x101x1): Interpolated grid: dx=1.500 mm, dy=1.500 mm
Maximum value of SAR (interpolated) = 0.849 W/kg

Zoom Scan (6x5x7)/Cube 0: Measurement grid: dx=8mm, dy=8mm, dz=5mm
Reference Value = 7.834 V/m; Power Drift = -0.06 dB
Peak SAR (extrapolated) = 1.20 W/kg
SAR(1 g) = 0.786 W/kg; SAR(10 g) = 0.478 W/kg
Maximum value of SAR (measured) = 0.845 W/kg



0 dB = 0.845 W/kg = -0.73 dBW/kg

Test Plot 63#: LTE Band 4_Head Right Cheek_Middle_50%RB

DUT: L506; Type: L506 Single SIM; Serial: 18121000920

Communication System: Generic FDD-LTE; Frequency: 1732.5 MHz;Duty Cycle: 1:1
Medium parameters used: f = 1732.5 MHz; σ = 1.343 S/m; ε_r = 41.199; ρ = 1000 kg/m^3 ;
Phantom section: Right Section

DASY5 Configuration:

- Probe: ES3DV2 - SN3019; ConvF(5.16, 5.16, 5.16); Calibrated: 2018/11/2;
- Sensor-Surface: 4mm (Mechanical Surface Detection)
- Electronics: DAE3 Sn471; Calibrated: 2018/12/3
- Phantom: SAM (30deg probe tilt) with CRP v5.0_20150321; Type: QD000P40CD; Serial: TP:1874
- Measurement SW: DASY52, Version 52.8 (8);

Area Scan (61x101x1): Interpolated grid: dx=1.500 mm, dy=1.500 mm
Maximum value of SAR (interpolated) = 0.658 W/kg

Zoom Scan (5x5x7)/Cube 0: Measurement grid: dx=8mm, dy=8mm, dz=5mm
Reference Value = 7.355 V/m; Power Drift = -0.16 dB
Peak SAR (extrapolated) = 0.931 W/kg
SAR(1 g) = 0.609 W/kg; SAR(10 g) = 0.379 W/kg
Maximum value of SAR (measured) = 0.645 W/kg

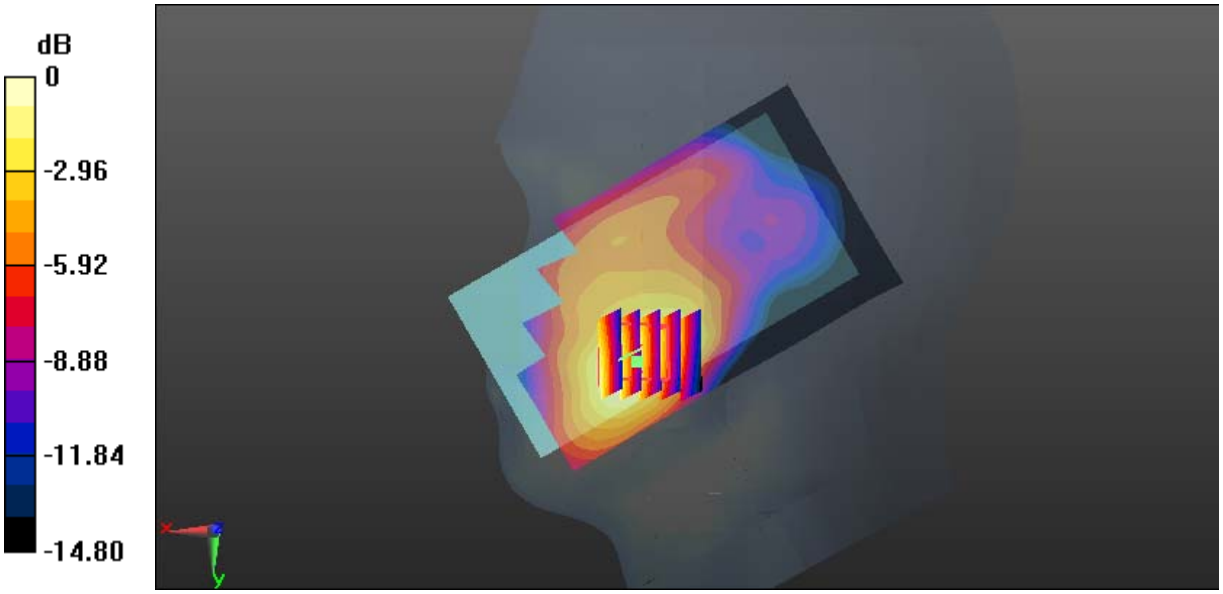

0 dB = 0.645 W/kg = -1.90 dBW/kg

Test Plot 64#: LTE Band 4_Head Right Tilt_Middle_1RB

DUT: L506; Type: L506 Single SIM; Serial: 18121000920

Communication System: Generic FDD-LTE; Frequency: 1732.5 MHz;Duty Cycle: 1:1
Medium parameters used: f = 1732.5 MHz; σ = 1.343 S/m; ε_r = 41.199; ρ = 1000 kg/m^3 ;
Phantom section: Right Section

DASY5 Configuration:

- Probe: ES3DV2 - SN3019; ConvF(5.16, 5.16, 5.16); Calibrated: 2018/11/2;
- Sensor-Surface: 4mm (Mechanical Surface Detection)
- Electronics: DAE3 Sn471; Calibrated: 2018/12/3
- Phantom: SAM (30deg probe tilt) with CRP v5.0_20150321; Type: QD000P40CD; Serial: TP:1874
- Measurement SW: DASY52, Version 52.8 (8);

Area Scan (61x101x1): Interpolated grid: dx=1.500 mm, dy=1.500 mm
Maximum value of SAR (interpolated) = 0.210 W/kg

Zoom Scan (5x5x7)/Cube 0: Measurement grid: dx=8mm, dy=8mm, dz=5mm
Reference Value = 10.77 V/m; Power Drift = -0.12 dB
Peak SAR (extrapolated) = 0.272 W/kg
SAR(1 g) = 0.185 W/kg; SAR(10 g) = 0.124 W/kg
Maximum value of SAR (measured) = 0.197 W/kg



0 dB = 0.197 W/kg = -7.06 dBW/kg

Test Plot 65#: LTE Band 4_Head Right Tilt_Middle_50%RB

DUT: L506; Type: L506 Single SIM; Serial: 18121000920

Communication System: Generic FDD-LTE; Frequency: 1732.5 MHz;Duty Cycle: 1:1
Medium parameters used: f = 1732.5 MHz; σ = 1.343 S/m; ε_r = 41.199; ρ = 1000 kg/m^3 ;
Phantom section: Right Section

DASY5 Configuration:

- Probe: ES3DV2 - SN3019; ConvF(5.16, 5.16, 5.16); Calibrated: 2018/11/2;
- Sensor-Surface: 4mm (Mechanical Surface Detection)
- Electronics: DAE3 Sn471; Calibrated: 2018/12/3
- Phantom: SAM (30deg probe tilt) with CRP v5.0_20150321; Type: QD000P40CD; Serial: TP:1874
- Measurement SW: DASY52, Version 52.8 (8);

Area Scan (61x101x1): Interpolated grid: dx=1.500 mm, dy=1.500 mm
Maximum value of SAR (interpolated) = 0.0904 W/kg

Zoom Scan (5x5x7)/Cube 0: Measurement grid: dx=8mm, dy=8mm, dz=5mm
Reference Value = 5.011 V/m; Power Drift = -0.05 dB
Peak SAR (extrapolated) = 0.107 W/kg
SAR(1 g) = 0.078 W/kg; SAR(10 g) = 0.053 W/kg
Maximum value of SAR (measured) = 0.0831 W/kg

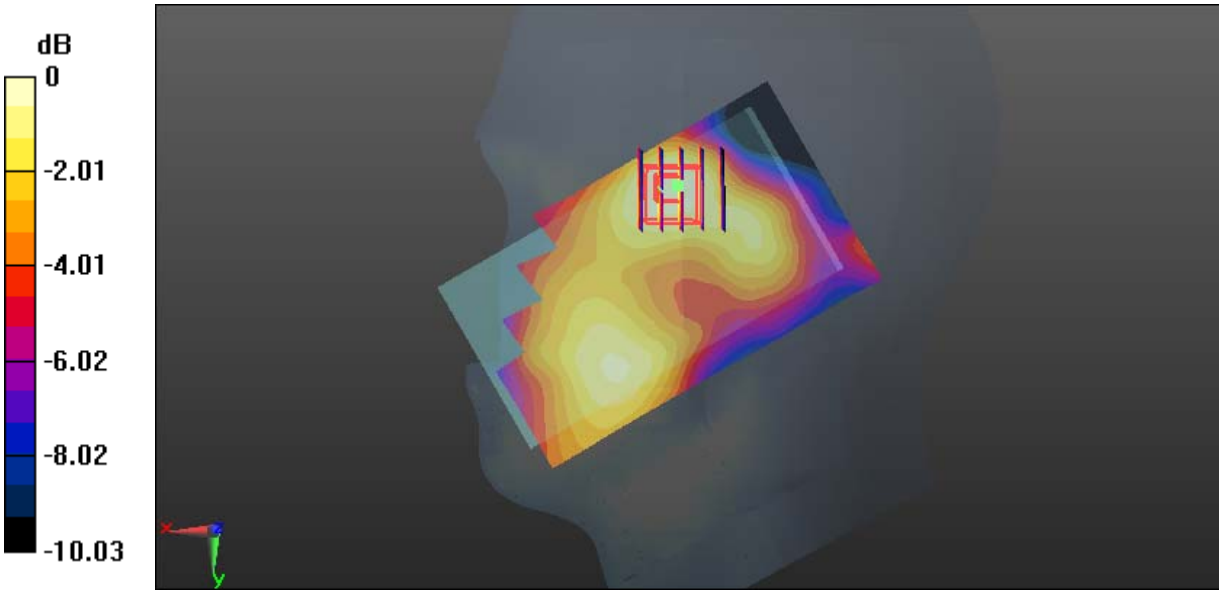

0 dB = 0.0831 W/kg = -10.80 dBW/kg

Test Plot 66#: LTE Band 4_Body Back_Low_1RB

DUT: L506; Type: L506 Single SIM; Serial: 18121000920

Communication System: Generic FDD-LTE; Frequency: 1720 MHz;Duty Cycle: 1:1
Medium parameters used: f = 1720 MHz; σ = 1.511 S/m; ε_r = 52.809; ρ = 1000 kg/m^3 ;
Phantom section: Flat Section

DASY5 Configuration:

- Probe: ES3DV2 - SN3019; ConvF(4.75, 4.75, 4.75); Calibrated: 2018/11/2;
- Sensor-Surface: 4mm (Mechanical Surface Detection)
- Electronics: DAE3 Sn471; Calibrated: 2018/12/3
- Phantom: SAM (30deg probe tilt) with CRP v5.0_20150321; Type: QD000P40CD; Serial: TP:1874
- Measurement SW: DASY52, Version 52.8 (8);

Area Scan (61x111x1): Interpolated grid: dx=1.500 mm, dy=1.500 mm
Maximum value of SAR (interpolated) = 1.16 W/kg

Zoom Scan (6x7x7)/Cube 0: Measurement grid: dx=8mm, dy=8mm, dz=5mm
Reference Value = 12.97 V/m; Power Drift = -0.13 dB
Peak SAR (extrapolated) = 1.57 W/kg
SAR(1 g) = 0.998 W/kg; SAR(10 g) = 0.642 W/kg
Maximum value of SAR (measured) = 1.08 W/kg

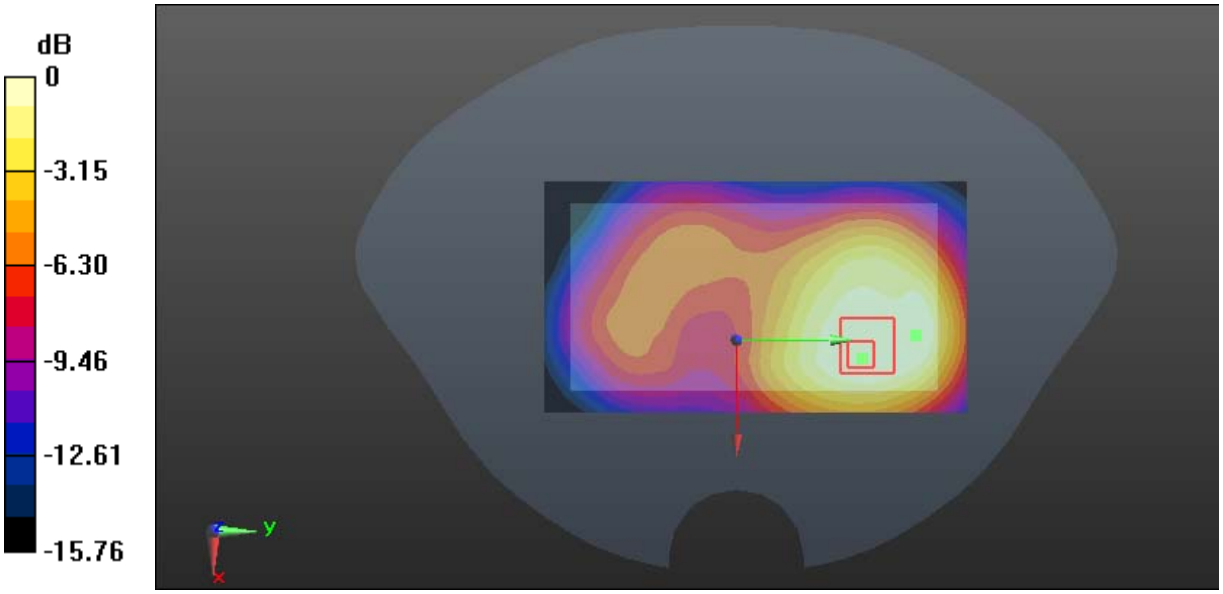

0 dB = 1.08 W/kg = 0.33 dBW/kg

Test Plot 67#: LTE Band 4_Body Back_Middle_1RB

DUT: L506; Type: L506 Single SIM; Serial: 18121000920

Communication System: Generic FDD-LTE; Frequency: 1732.5 MHz;Duty Cycle: 1:1
Medium parameters used: f = 1732.5 MHz; σ = 1.525 S/m; ε_r = 52.806; ρ = 1000 kg/m^3 ;
Phantom section: Flat Section

DASY5 Configuration:

- Probe: ES3DV2 - SN3019; ConvF(4.75, 4.75, 4.75); Calibrated: 2018/11/2;
- Sensor-Surface: 4mm (Mechanical Surface Detection)
- Electronics: DAE3 Sn471; Calibrated: 2018/12/3
- Phantom: SAM (30deg probe tilt) with CRP v5.0_20150321; Type: QD000P40CD; Serial: TP:1874
- Measurement SW: DASY52, Version 52.8 (8);

Area Scan (61x111x1): Interpolated grid: dx=1.500 mm, dy=1.500 mm
Maximum value of SAR (interpolated) = 1.20 W/kg

Zoom Scan (6x6x7)/Cube 0: Measurement grid: dx=8mm, dy=8mm, dz=5mm
Reference Value = 13.27 V/m; Power Drift = 0.01 dB
Peak SAR (extrapolated) = 1.64 W/kg
SAR(1 g) = 1.03 W/kg; SAR(10 g) = 0.640 W/kg
Maximum value of SAR (measured) = 1.11 W/kg

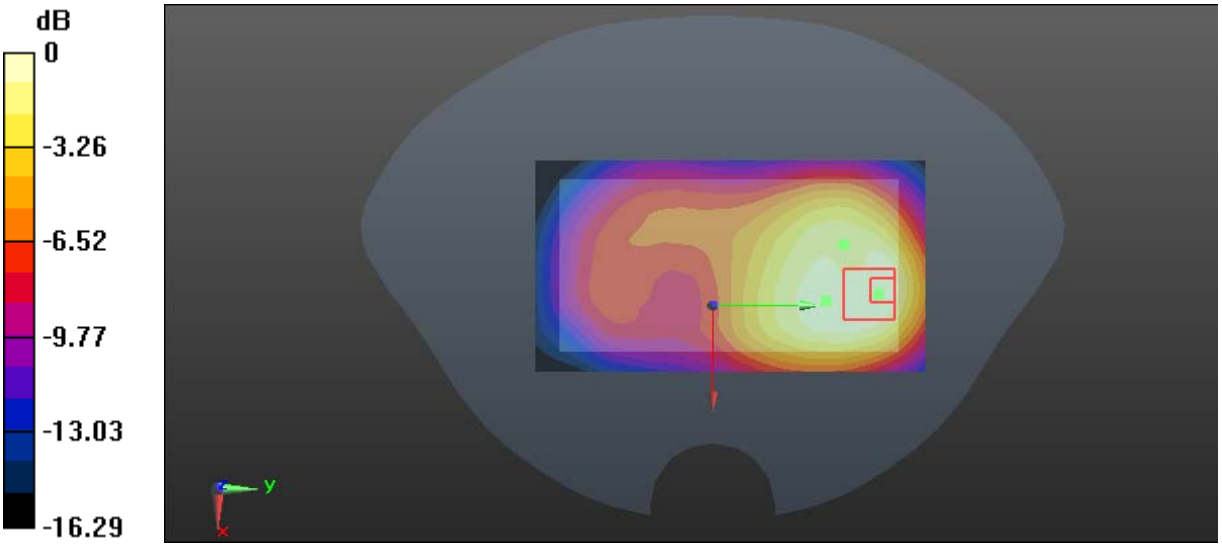

0 dB = 1.11 W/kg = 0.45 dBW/kg

Test Plot 68#: LTE Band 4_Body Back_High_1RB

DUT: L506; Type: L506 Single SIM; Serial: 18121000920

Communication System: Generic FDD-LTE; Frequency: 1745 MHz;Duty Cycle: 1:1
Medium parameters used: f = 1745 MHz; σ = 1.539 S/m; ε_r = 52.686; ρ = 1000 kg/m^3 ;
Phantom section: Flat Section

DASY5 Configuration:

- Probe: ES3DV2 - SN3019; ConvF(4.75, 4.75, 4.75); Calibrated: 2018/11/2;
- Sensor-Surface: 4mm (Mechanical Surface Detection)
- Electronics: DAE3 Sn471; Calibrated: 2018/12/3
- Phantom: SAM (30deg probe tilt) with CRP v5.0_20150321; Type: QD000P40CD; Serial: TP:1874
- Measurement SW: DASY52, Version 52.8 (8);

Area Scan (61x111x1): Interpolated grid: dx=1.500 mm, dy=1.500 mm
Maximum value of SAR (interpolated) = 1.33 W/kg

Zoom Scan (6x6x7)/Cube 0: Measurement grid: dx=8mm, dy=8mm, dz=5mm
Reference Value = 14.08 V/m; Power Drift = 0.01 dB
Peak SAR (extrapolated) = 1.84 W/kg
SAR(1 g) = 1.14 W/kg; SAR(10 g) = 0.695 W/kg
Maximum value of SAR (measured) = 1.24 W/kg

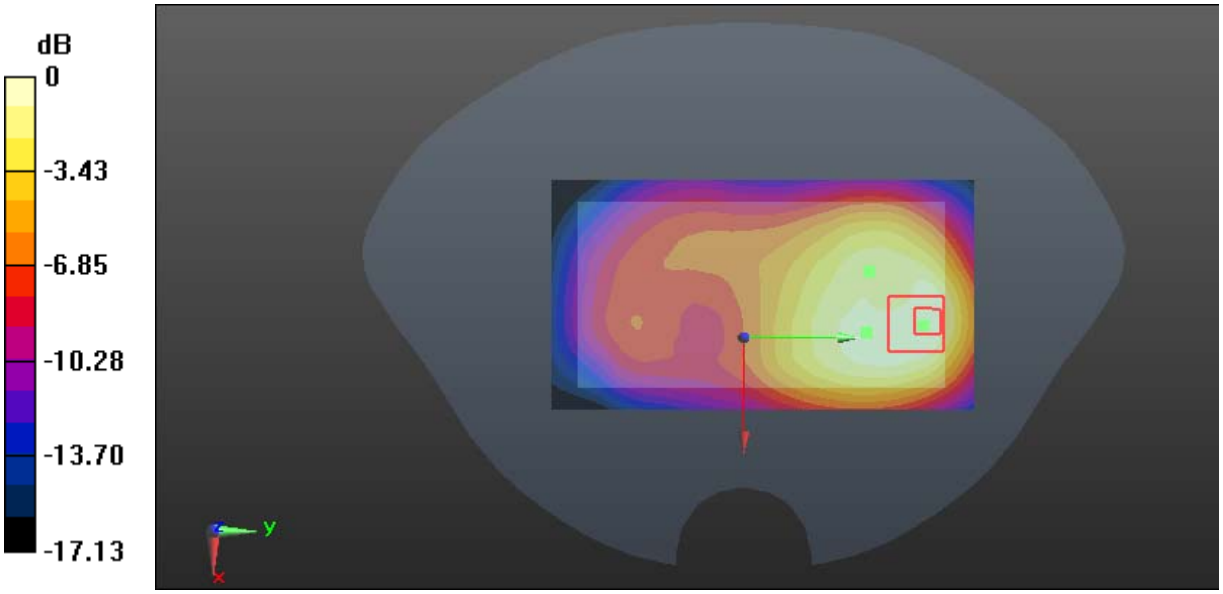

0 dB = 1.24 W/kg = 0.93 dBW/kg

Test Plot 69#: LTE Band 4_Body Back_Low_50%RB

DUT: L506; Type: L506 Single SIM; Serial: 18121000920

Communication System: Generic FDD-LTE; Frequency: 1720 MHz;Duty Cycle: 1:1
Medium parameters used: f = 1720 MHz; σ = 1.511 S/m; ε_r = 52.809; ρ = 1000 kg/m^3 ;
Phantom section: Flat Section

DASY5 Configuration:

- Probe: ES3DV2 - SN3019; ConvF(4.75, 4.75, 4.75); Calibrated: 2018/11/2;
- Sensor-Surface: 4mm (Mechanical Surface Detection)
- Electronics: DAE3 Sn471; Calibrated: 2018/12/3
- Phantom: SAM (30deg probe tilt) with CRP v5.0_20150321; Type: QD000P40CD; Serial: TP:1874
- Measurement SW: DASY52, Version 52.8 (8);

Area Scan (61x111x1): Interpolated grid: dx=1.500 mm, dy=1.500 mm
Maximum value of SAR (interpolated) = 0.856 W/kg

Zoom Scan (6x7x7)/Cube 0: Measurement grid: dx=8mm, dy=8mm, dz=5mm
Reference Value = 10.84 V/m; Power Drift = 0.03 dB
Peak SAR (extrapolated) = 1.20 W/kg
SAR(1 g) = 0.755 W/kg; SAR(10 g) = 0.484 W/kg
Maximum value of SAR (measured) = 0.811 W/kg

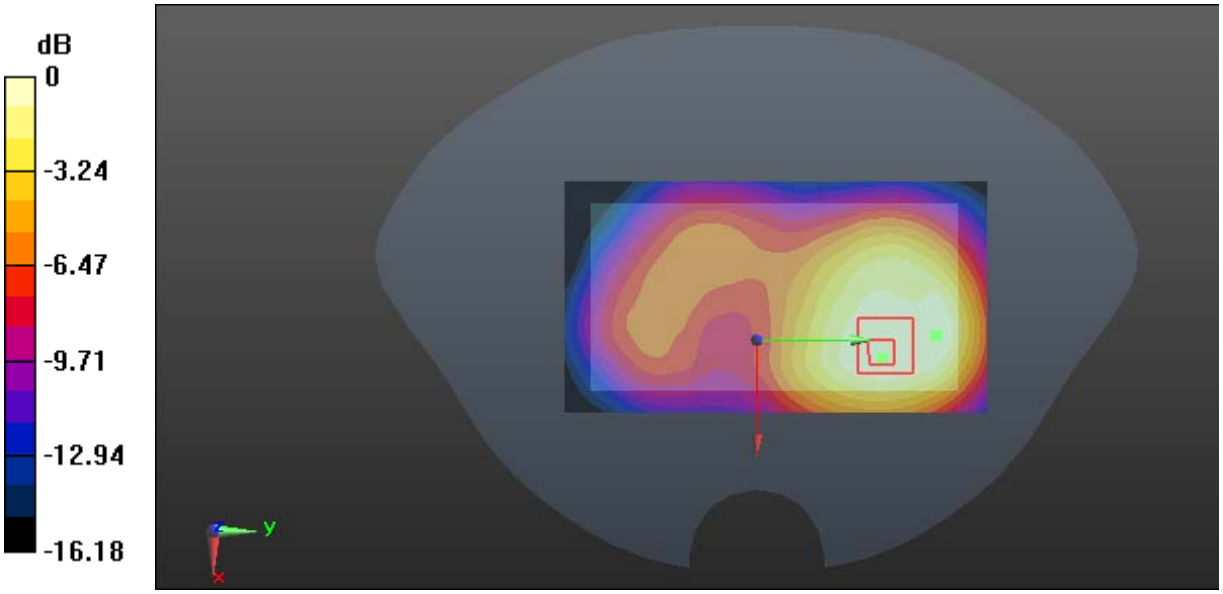

0 dB = 0.811 W/kg = -0.91 dBW/kg

Test Plot 70#: LTE Band 4_Body Back_Middle_50%RB

DUT: L506; Type: L506 Single SIM; Serial: 18121000920

Communication System: Generic FDD-LTE; Frequency: 1732.5 MHz;Duty Cycle: 1:1
Medium parameters used: f = 1732.5 MHz; σ = 1.525 S/m; ε_r = 52.806; ρ = 1000 kg/m^3 ;
Phantom section: Flat Section

DASY5 Configuration:

- Probe: ES3DV2 - SN3019; ConvF(4.75, 4.75, 4.75); Calibrated: 2018/11/2;
- Sensor-Surface: 4mm (Mechanical Surface Detection)
- Electronics: DAE3 Sn471; Calibrated: 2018/12/3
- Phantom: SAM (30deg probe tilt) with CRP v5.0_20150321; Type: QD000P40CD; Serial: TP:1874
- Measurement SW: DASY52, Version 52.8 (8);

Area Scan (61x111x1): Interpolated grid: dx=1.500 mm, dy=1.500 mm
Maximum value of SAR (interpolated) = 0.925 W/kg

Zoom Scan (5x5x7)/Cube 0: Measurement grid: dx=8mm, dy=8mm, dz=5mm
Reference Value = 11.47 V/m; Power Drift = 0.07 dB
Peak SAR (extrapolated) = 1.24 W/kg
SAR(1 g) = 0.791 W/kg; SAR(10 g) = 0.490 W/kg
Maximum value of SAR (measured) = 0.853 W/kg

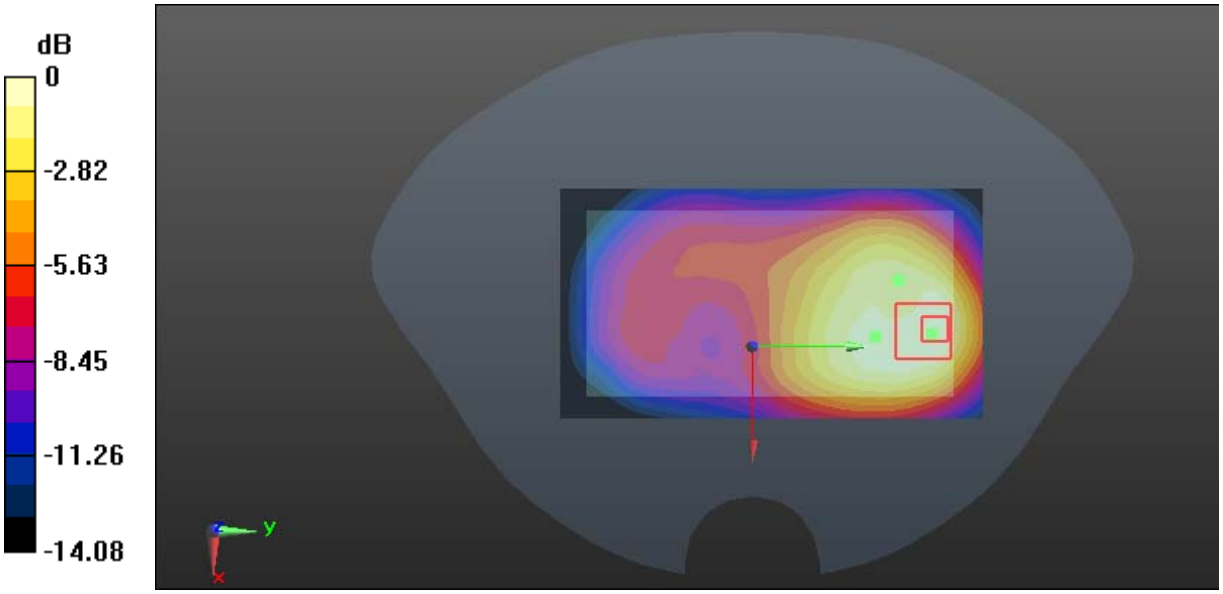

0 dB = 0.853 W/kg = -0.69 dBW/kg

Test Plot 71#: LTE Band 4_Body Back_High_50%RB

DUT: L506; Type: L506 Single SIM; Serial: 18121000920

Communication System: Generic FDD-LTE; Frequency: 1745 MHz;Duty Cycle: 1:1
Medium parameters used: f = 1745 MHz; σ = 1.539 S/m; ε_r = 52.686; ρ = 1000 kg/m^3 ;
Phantom section: Flat Section

DASY5 Configuration:

- Probe: ES3DV2 - SN3019; ConvF(4.75, 4.75, 4.75); Calibrated: 2018/11/2;
- Sensor-Surface: 4mm (Mechanical Surface Detection)
- Electronics: DAE3 Sn471; Calibrated: 2018/12/3
- Phantom: SAM (30deg probe tilt) with CRP v5.0_20150321; Type: QD000P40CD; Serial: TP:1874
- Measurement SW: DASY52, Version 52.8 (8);

Area Scan (61x111x1): Interpolated grid: dx=1.500 mm, dy=1.500 mm
Maximum value of SAR (interpolated) = 1.16 W/kg

Zoom Scan (6x6x7)/Cube 0: Measurement grid: dx=8mm, dy=8mm, dz=5mm
Reference Value = 12.70 V/m; Power Drift = 0.05 dB
Peak SAR (extrapolated) = 1.60 W/kg
SAR(1 g) = 1.01 W/kg; SAR(10 g) = 0.634 W/kg
Maximum value of SAR (measured) = 1.11 W/kg

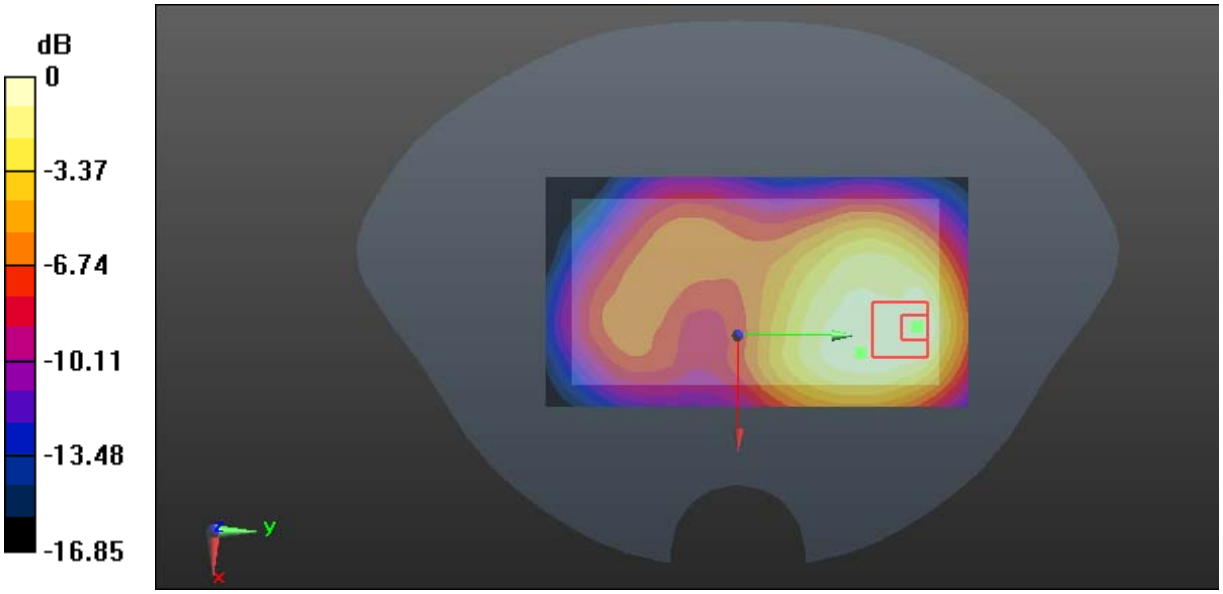

0 dB = 1.11 W/kg = 0.45 dBW/kg

Test Plot 72#: LTE Band 4_Body Back_High_100%RB

DUT: L506; Type: L506 Single SIM; Serial: 18121000920

Communication System: Generic FDD-LTE; Frequency: 1745 MHz;Duty Cycle: 1:1
Medium parameters used: f = 1745 MHz; σ = 1.539 S/m; ε_r = 52.686; ρ = 1000 kg/m^3 ;
Phantom section: Flat Section

DASY5 Configuration:

- Probe: ES3DV2 - SN3019; ConvF(4.75, 4.75, 4.75); Calibrated: 2018/11/2;
- Sensor-Surface: 4mm (Mechanical Surface Detection)
- Electronics: DAE3 Sn471; Calibrated: 2018/12/3
- Phantom: SAM (30deg probe tilt) with CRP v5.0_20150321; Type: QD000P40CD; Serial: TP:1874
- Measurement SW: DASY52, Version 52.8 (8);

Area Scan (61x111x1): Interpolated grid: dx=1.500 mm, dy=1.500 mm
Maximum value of SAR (interpolated) = 0.894 W/kg

Zoom Scan (6x6x7)/Cube 0: Measurement grid: dx=8mm, dy=8mm, dz=5mm
Reference Value = 11.30 V/m; Power Drift = -0.01 dB
Peak SAR (extrapolated) = 1.24 W/kg
SAR(1 g) = 0.776 W/kg; SAR(10 g) = 0.488 W/kg
Maximum value of SAR (measured) = 0.848 W/kg

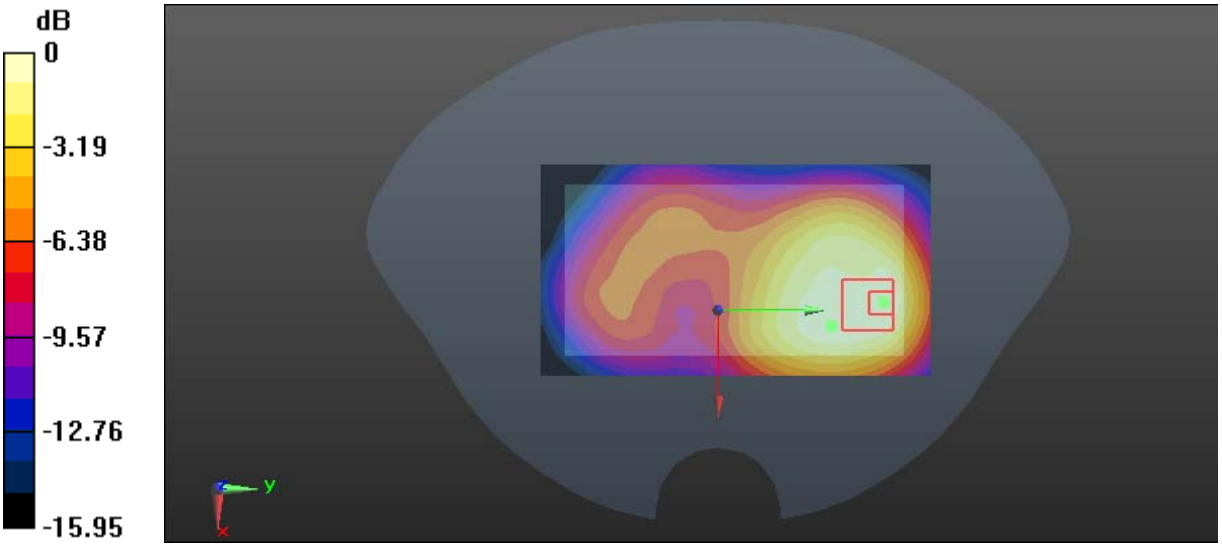

0 dB = 0.848 W/kg = -0.72 dBW/kg

Test Plot 73#: LTE Band 4_Body Right_Middle_1RB

DUT: L506; Type: L506 Single SIM; Serial: 18121000920

Communication System: Generic FDD-LTE; Frequency: 1732.5 MHz;Duty Cycle: 1:1
Medium parameters used: f = 1732.5 MHz; σ = 1.525 S/m; ε_r = 52.806; ρ = 1000 kg/m^3 ;
Phantom section: Flat Section

DASY5 Configuration:

- Probe: ES3DV2 - SN3019; ConvF(4.75, 4.75, 4.75); Calibrated: 2018/11/2;
- Sensor-Surface: 4mm (Mechanical Surface Detection)
- Electronics: DAE3 Sn471; Calibrated: 2018/12/3
- Phantom: SAM (30deg probe tilt) with CRP v5.0_20150321; Type: QD000P40CD; Serial: TP:1874
- Measurement SW: DASY52, Version 52.8 (8);

Area Scan (41x111x1): Interpolated grid: dx=1.500 mm, dy=1.500 mm
Maximum value of SAR (interpolated) = 0.210 W/kg

Zoom Scan (6x6x7)/Cube 0: Measurement grid: dx=8mm, dy=8mm, dz=5mm
Reference Value = 8.656 V/m; Power Drift = 0.04 dB
Peak SAR (extrapolated) = 0.279 W/kg
SAR(1 g) = 0.188 W/kg; SAR(10 g) = 0.118 W/kg
Maximum value of SAR (measured) = 0.207 W/kg

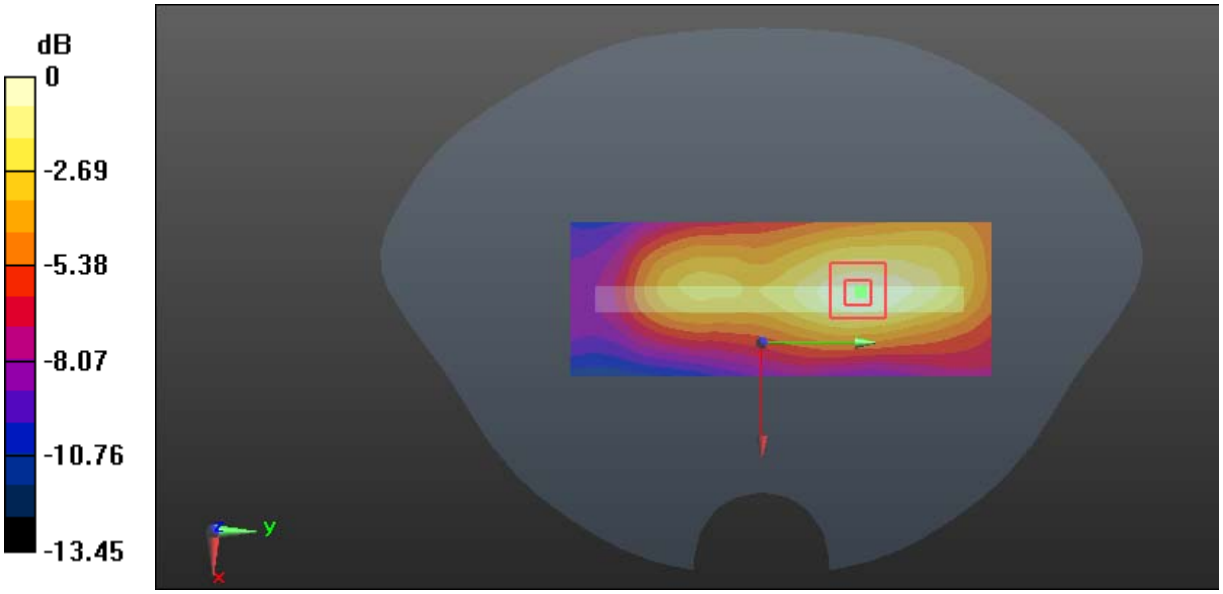

0 dB = 0.207 W/kg = -6.84 dBW/kg

Test Plot 74#: LTE Band 4_Body Right_Middle_50%RB

DUT: L506; Type: L506 Single SIM; Serial: 18121000920

Communication System: Generic FDD-LTE; Frequency: 1732.5 MHz;Duty Cycle: 1:1
Medium parameters used: f = 1732.5 MHz; σ = 1.525 S/m; ε_r = 52.806; ρ = 1000 kg/m^3 ;
Phantom section: Flat Section

DASY5 Configuration:

- Probe: ES3DV2 - SN3019; ConvF(4.75, 4.75, 4.75); Calibrated: 2018/11/2;
- Sensor-Surface: 4mm (Mechanical Surface Detection)
- Electronics: DAE3 Sn471; Calibrated: 2018/12/3
- Phantom: SAM (30deg probe tilt) with CRP v5.0_20150321; Type: QD000P40CD; Serial: TP:1874
- Measurement SW: DASY52, Version 52.8 (8);

Area Scan (41x111x1): Interpolated grid: dx=1.500 mm, dy=1.500 mm
Maximum value of SAR (interpolated) = 0.157 W/kg

Zoom Scan (5x5x7)/Cube 0: Measurement grid: dx=8mm, dy=8mm, dz=5mm
Reference Value = 7.606 V/m; Power Drift = -0.11 dB
Peak SAR (extrapolated) = 0.217 W/kg
SAR(1 g) = 0.140 W/kg; SAR(10 g) = 0.089 W/kg
Maximum value of SAR (measured) = 0.153 W/kg

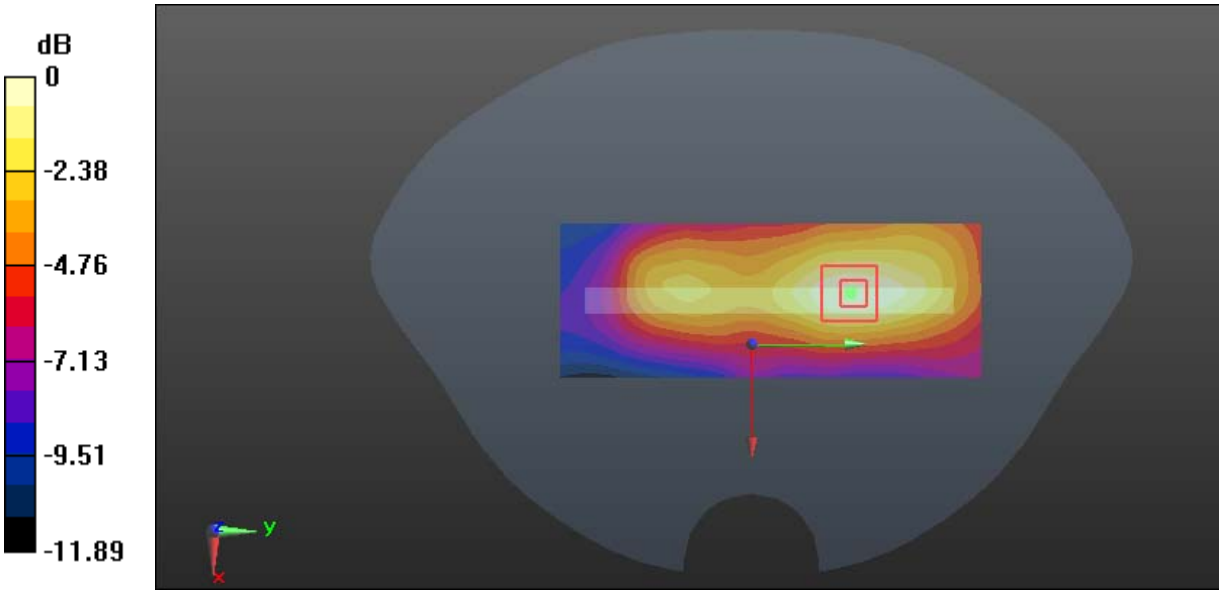

0 dB = 0.153 W/kg = -8.15 dBW/kg

Test Plot 75#: LTE Band 4_Body Bottom_Low_1RB

DUT: L506; Type: L506 Single SIM; Serial: 18121000920

Communication System: Generic FDD-LTE; Frequency: 1720 MHz;Duty Cycle: 1:1
Medium parameters used: f = 1720 MHz; σ = 1.511 S/m; ε_r = 52.809; ρ = 1000 kg/m^3 ;
Phantom section: Flat Section

DASY5 Configuration:

- Probe: ES3DV2 - SN3019; ConvF(4.75, 4.75, 4.75); Calibrated: 2018/11/2;
- Sensor-Surface: 4mm (Mechanical Surface Detection)
- Electronics: DAE3 Sn471; Calibrated: 2018/12/3
- Phantom: SAM (30deg probe tilt) with CRP v5.0_20150321; Type: QD000P40CD; Serial: TP:1874
- Measurement SW: DASY52, Version 52.8 (8);

Area Scan (41x61x1): Interpolated grid: dx=1.500 mm, dy=1.500 mm
Maximum value of SAR (interpolated) = 1.12 W/kg

Zoom Scan (5x5x7)/Cube 0: Measurement grid: dx=8mm, dy=8mm, dz=5mm
Reference Value = 24.60 V/m; Power Drift = -0.18 dB
Peak SAR (extrapolated) = 1.54 W/kg
SAR(1 g) = 0.956 W/kg; SAR(10 g) = 0.547 W/kg
Maximum value of SAR (measured) = 1.07 W/kg

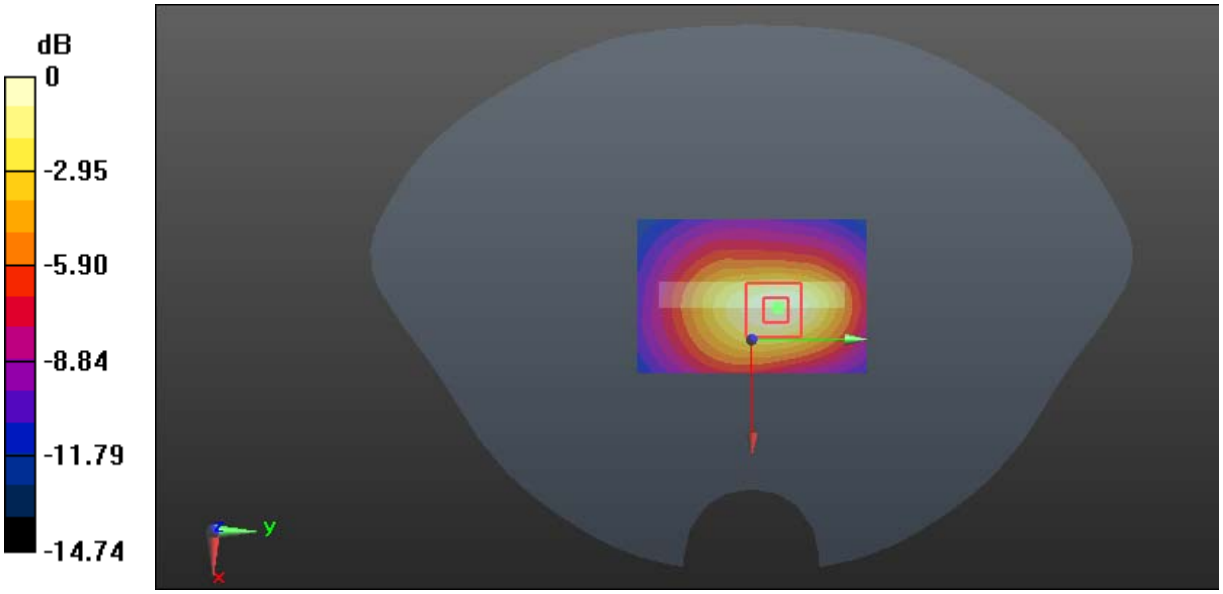

0 dB = 1.07 W/kg = 0.29 dBW/kg

Test Plot 76#: LTE Band 4_Body Bottom_Middle_1RB

DUT: L506; Type: L506 Single SIM; Serial: 18121000920

Communication System: Generic FDD-LTE; Frequency: 1732.5 MHz;Duty Cycle: 1:1
Medium parameters used: f = 1732.5 MHz; σ = 1.525 S/m; ε_r = 52.806; ρ = 1000 kg/m^3 ;
Phantom section: Flat Section

DASY5 Configuration:

- Probe: ES3DV2 - SN3019; ConvF(4.75, 4.75, 4.75); Calibrated: 2018/11/2;
- Sensor-Surface: 4mm (Mechanical Surface Detection)
- Electronics: DAE3 Sn471; Calibrated: 2018/12/3
- Phantom: SAM (30deg probe tilt) with CRP v5.0_20150321; Type: QD000P40CD; Serial: TP:1874
- Measurement SW: DASY52, Version 52.8 (8);

Area Scan (41x61x1): Interpolated grid: dx=1.500 mm, dy=1.500 mm
Maximum value of SAR (interpolated) = 1.12 W/kg

Zoom Scan (5x5x7)/Cube 0: Measurement grid: dx=8mm, dy=8mm, dz=5mm
Reference Value = 23.62 V/m; Power Drift = 0.08 dB
Peak SAR (extrapolated) = 1.67 W/kg
SAR(1 g) = 1.01 W/kg; SAR(10 g) = 0.572 W/kg
Maximum value of SAR (measured) = 1.12 W/kg

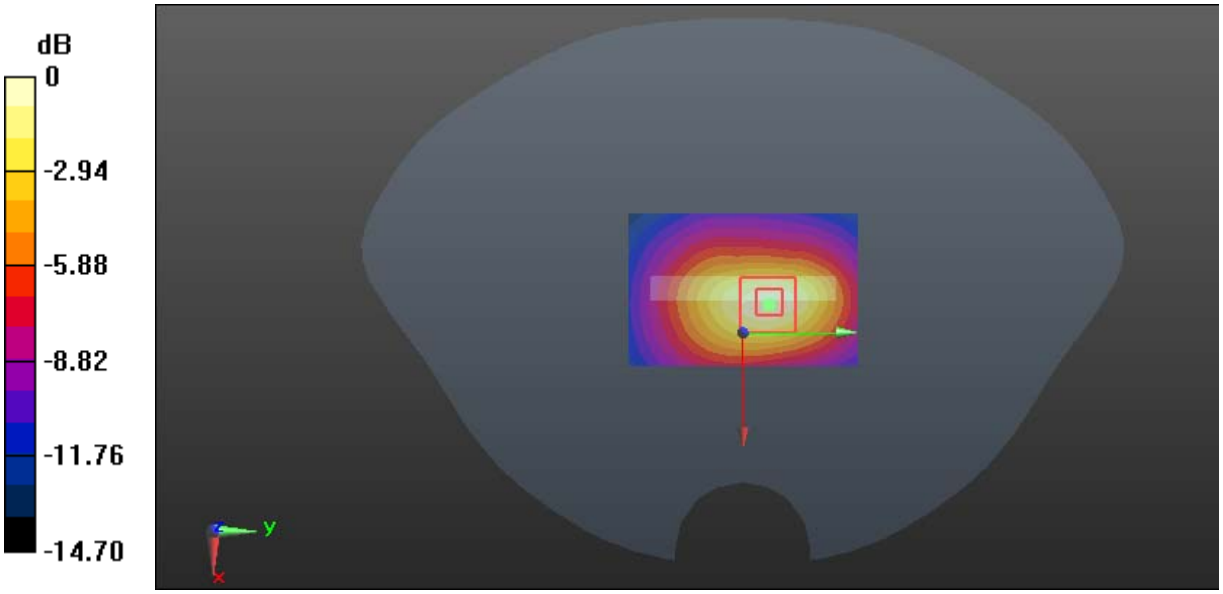

0 dB = 1.12 W/kg = 0.49 dBW/kg

Test Plot 77#: LTE Band 4_Body Bottom_High_1RB

DUT: L506; Type: L506 Single SIM; Serial: 18121000920

Communication System: Generic FDD-LTE; Frequency: 1745 MHz;Duty Cycle: 1:1
Medium parameters used: f = 1745 MHz; σ = 1.539 S/m; ε_r = 52.686; ρ = 1000 kg/m^3 ;
Phantom section: Flat Section

DASY5 Configuration:

- Probe: ES3DV2 - SN3019; ConvF(4.75, 4.75, 4.75); Calibrated: 2018/11/2;
- Sensor-Surface: 4mm (Mechanical Surface Detection)
- Electronics: DAE3 Sn471; Calibrated: 2018/12/3
- Phantom: SAM (30deg probe tilt) with CRP v5.0_20150321; Type: QD000P40CD; Serial: TP:1874
- Measurement SW: DASY52, Version 52.8 (8);

Area Scan (41x61x1): Interpolated grid: dx=1.500 mm, dy=1.500 mm
Maximum value of SAR (interpolated) = 1.17 W/kg

Zoom Scan (5x5x7)/Cube 0: Measurement grid: dx=8mm, dy=8mm, dz=5mm
Reference Value = 24.42 V/m; Power Drift = -0.03 dB
Peak SAR (extrapolated) = 1.76 W/kg
SAR(1 g) = 1.05 W/kg; SAR(10 g) = 0.594 W/kg
Maximum value of SAR (measured) = 1.18 W/kg

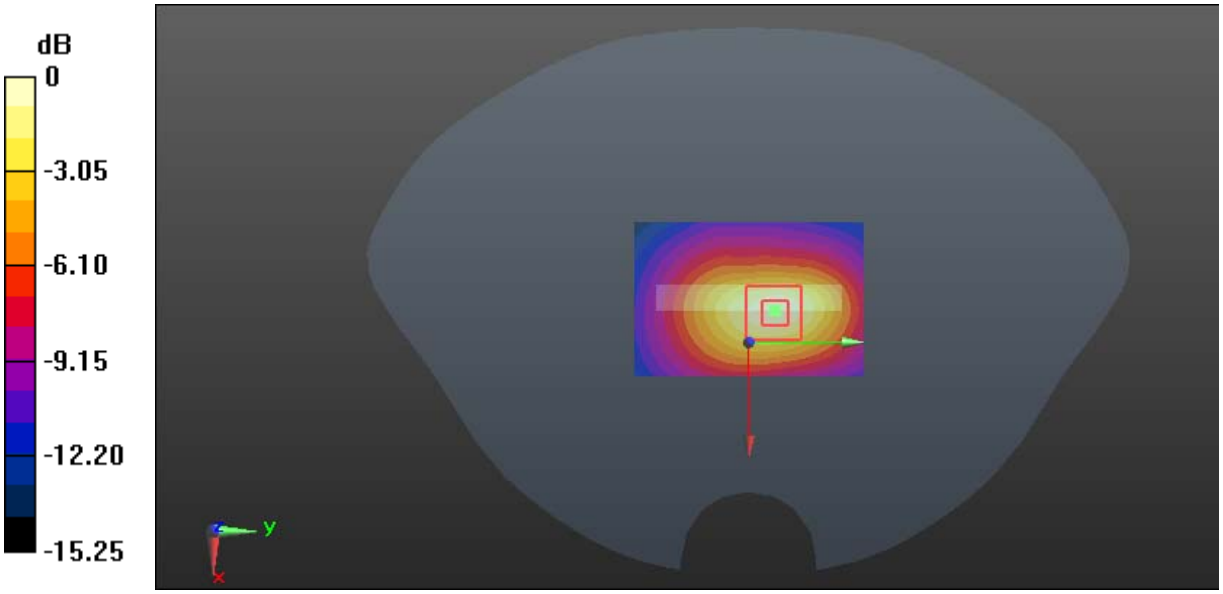

0 dB = 1.18 W/kg = 0.72 dBW/kg

Test Plot 78#: LTE Band 4_Body Bottom_Middle_50%RB

DUT: L506; Type: L506 Single SIM; Serial: 18121000920

Communication System: Generic FDD-LTE; Frequency: 1732.5 MHz;Duty Cycle: 1:1
Medium parameters used: f = 1732.5 MHz; σ = 1.525 S/m; ε_r = 52.806; ρ = 1000 kg/m^3 ;
Phantom section: Flat Section

DASY5 Configuration:

- Probe: ES3DV2 - SN3019; ConvF(4.75, 4.75, 4.75); Calibrated: 2018/11/2;
- Sensor-Surface: 4mm (Mechanical Surface Detection)
- Electronics: DAE3 Sn471; Calibrated: 2018/12/3
- Phantom: SAM (30deg probe tilt) with CRP v5.0_20150321; Type: QD000P40CD; Serial: TP:1874
- Measurement SW: DASY52, Version 52.8 (8);

Area Scan (41x61x1): Interpolated grid: dx=1.500 mm, dy=1.500 mm
Maximum value of SAR (interpolated) = 0.869 W/kg

Zoom Scan (5x5x7)/Cube 0: Measurement grid: dx=8mm, dy=8mm, dz=5mm
Reference Value = 20.14 V/m; Power Drift = 0.15 dB
Peak SAR (extrapolated) = 1.29 W/kg
SAR(1 g) = 0.765 W/kg; SAR(10 g) = 0.433 W/kg
Maximum value of SAR (measured) = 0.858 W/kg

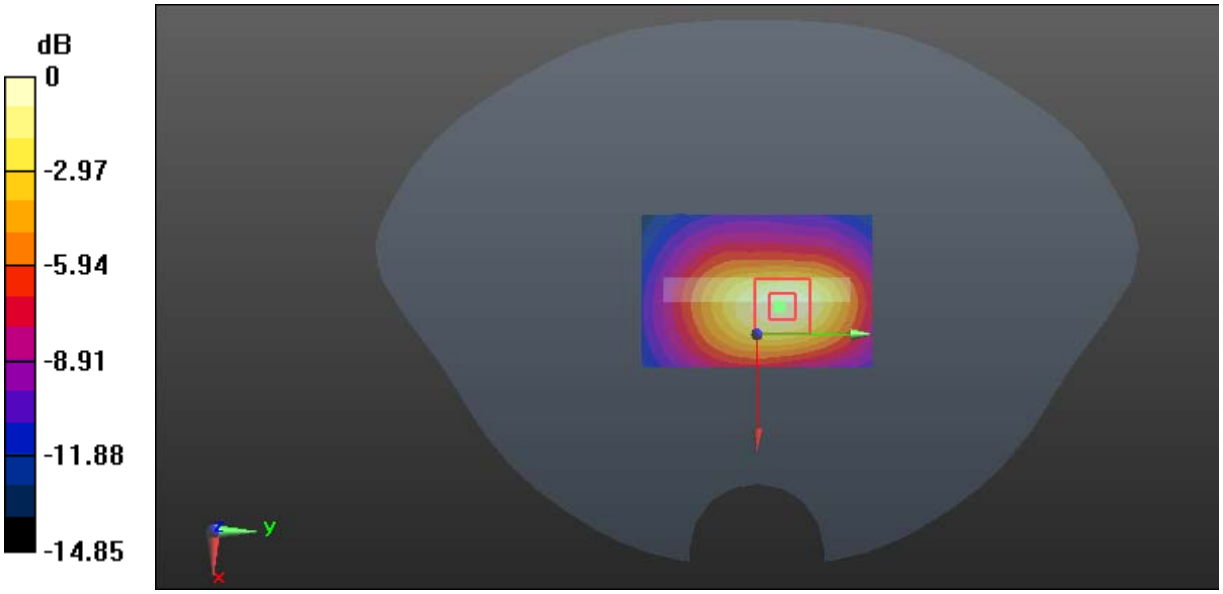

0 dB = 0.858 W/kg = -0.67 dBW/kg

Test Plot 79#: LTE Band 5_Head Left Cheek_Middle_1RB

DUT: L506; Type: L506 Single SIM; Serial: 18121000920

Communication System: Generic FDD-LTE; Frequency: 836.5 MHz;Duty Cycle: 1:1
Medium parameters used: f = 836.5 MHz; σ = 0.874 S/m; ε_r = 42.348; ρ = 1000 kg/m^3 ;
Phantom section: Left Section

DASY5 Configuration:

- Probe: ES3DV2 - SN3019; ConvF(6.59, 6.59, 6.59); Calibrated: 2018/11/2;
- Sensor-Surface: 4mm (Mechanical Surface Detection)
- Electronics: DAE3 Sn471; Calibrated: 2018/12/3
- Phantom: SAM (30deg probe tilt) with CRP v5.0_20150321; Type: QD000P40CD; Serial: TP:1874
- Measurement SW: DASY52, Version 52.8 (8);

Area Scan (61x101x1): Interpolated grid: dx=1.500 mm, dy=1.500 mm
Maximum value of SAR (interpolated) = 0.193 W/kg

Zoom Scan (6x6x7)/Cube 0: Measurement grid: dx=8mm, dy=8mm, dz=5mm
Reference Value = 4.607 V/m; Power Drift = 0.15 dB
Peak SAR (extrapolated) = 0.227 W/kg
SAR(1 g) = 0.184 W/kg; SAR(10 g) = 0.142 W/kg
Maximum value of SAR (measured) = 0.190 W/kg

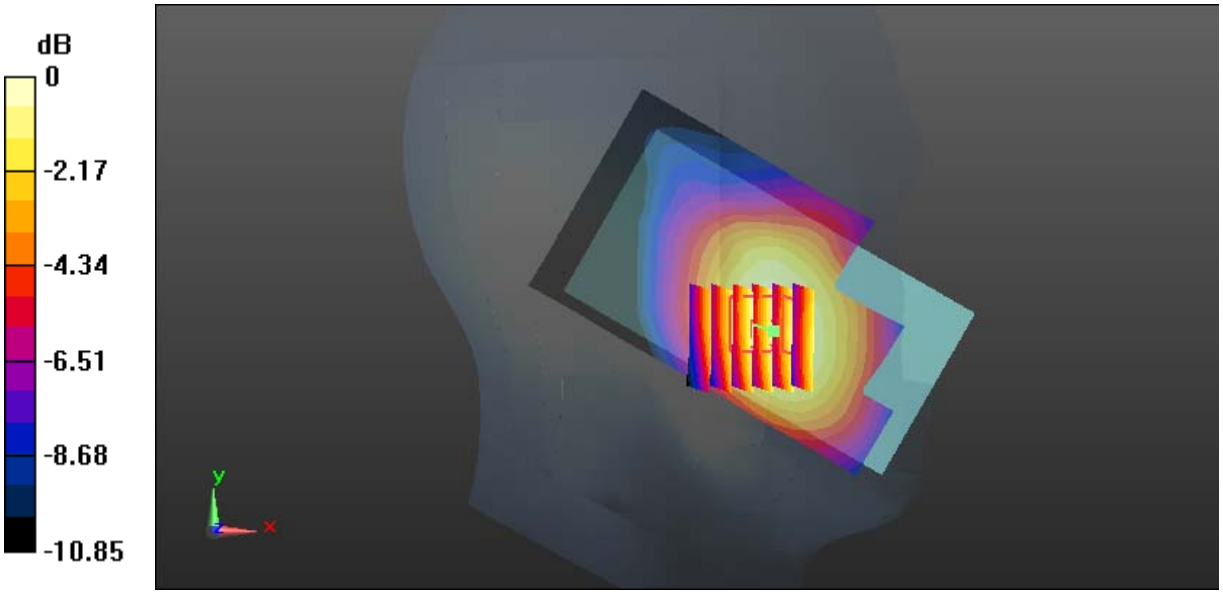

0 dB = 0.190 W/kg = -7.21 dBW/kg

Test Plot 80#: LTE Band 5_Head Left Cheek_Middle_50%RB

DUT: L506; Type: L506 Single SIM; Serial: 18121000920

Communication System: Generic FDD-LTE; Frequency: 836.5 MHz;Duty Cycle: 1:1
Medium parameters used: f = 836.5 MHz; σ = 0.874 S/m; ε_r = 42.348; ρ = 1000 kg/m^3 ;
Phantom section: Left Section

DASY5 Configuration:

- Probe: ES3DV2 - SN3019; ConvF(6.59, 6.59, 6.59); Calibrated: 2018/11/2;
- Sensor-Surface: 4mm (Mechanical Surface Detection)
- Electronics: DAE3 Sn471; Calibrated: 2018/12/3
- Phantom: SAM (30deg probe tilt) with CRP v5.0_20150321; Type: QD000P40CD; Serial: TP:1874
- Measurement SW: DASY52, Version 52.8 (8);

Area Scan (61x101x1): Interpolated grid: dx=1.500 mm, dy=1.500 mm
Maximum value of SAR (interpolated) = 0.157 W/kg

Zoom Scan (6x6x7)/Cube 0: Measurement grid: dx=8mm, dy=8mm, dz=5mm
Reference Value = 3.719 V/m; Power Drift = 0.14 dB
Peak SAR (extrapolated) = 0.175 W/kg
SAR(1 g) = 0.146 W/kg; SAR(10 g) = 0.114 W/kg
Maximum value of SAR (measured) = 0.151 W/kg

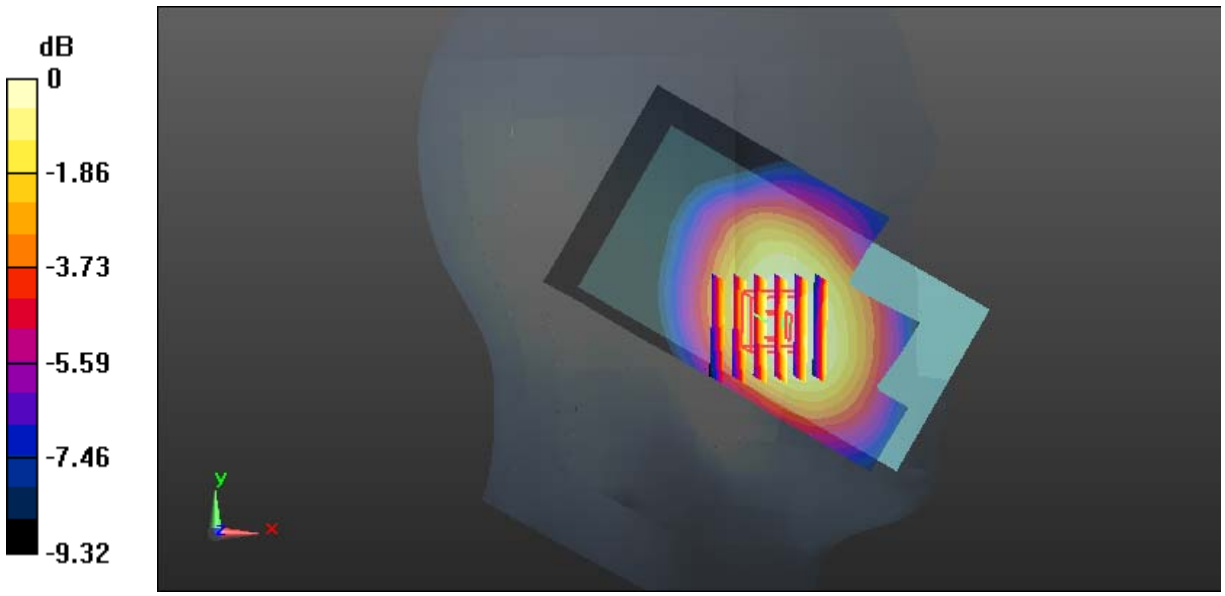

0 dB = 0.151 W/kg = -8.21 dBW/kg

Test Plot 81#: LTE Band 5_Head Left Tilt_Middle_1RB

DUT: L506; Type: L506 Single SIM; Serial: 18121000920

Communication System: Generic FDD-LTE; Frequency: 836.5 MHz;Duty Cycle: 1:1
Medium parameters used: f = 836.5 MHz; σ = 0.874 S/m; ε_r = 42.348; ρ = 1000 kg/m^3 ;
Phantom section: Left Section

DASY5 Configuration:

- Probe: ES3DV2 - SN3019; ConvF(6.59, 6.59, 6.59); Calibrated: 2018/11/2;
- Sensor-Surface: 4mm (Mechanical Surface Detection)
- Electronics: DAE3 Sn471; Calibrated: 2018/12/3
- Phantom: SAM (30deg probe tilt) with CRP v5.0_20150321; Type: QD000P40CD; Serial: TP:1874
- Measurement SW: DASY52, Version 52.8 (8);

Area Scan (61x101x1): Interpolated grid: dx=1.500 mm, dy=1.500 mm
Maximum value of SAR (interpolated) = 0.106 W/kg

Zoom Scan (5x5x7)/Cube 0: Measurement grid: dx=8mm, dy=8mm, dz=5mm
Reference Value = 7.579 V/m; Power Drift = 0.17 dB
Peak SAR (extrapolated) = 0.122 W/kg
SAR(1 g) = 0.101 W/kg; SAR(10 g) = 0.080 W/kg
Maximum value of SAR (measured) = 0.105 W/kg

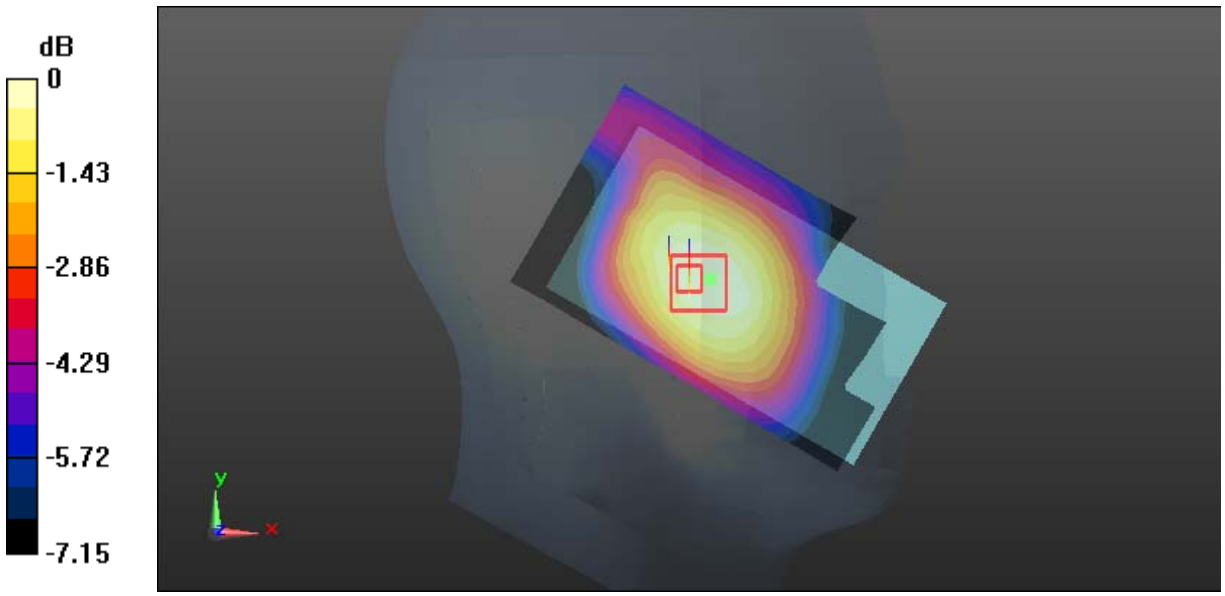

0 dB = 0.105 W/kg = -9.79 dBW/kg

Test Plot 82#: LTE Band 5_Head Left Tilt_Middle_50%RB

DUT: L506; Type: L506 Single SIM; Serial: 18121000920

Communication System: Generic FDD-LTE; Frequency: 836.5 MHz;Duty Cycle: 1:1
Medium parameters used: f = 836.5 MHz; σ = 0.874 S/m; ε_r = 42.348; ρ = 1000 kg/m^3 ;
Phantom section: Left Section

DASY5 Configuration:

- Probe: ES3DV2 - SN3019; ConvF(6.59, 6.59, 6.59); Calibrated: 2018/11/2;
- Sensor-Surface: 4mm (Mechanical Surface Detection)
- Electronics: DAE3 Sn471; Calibrated: 2018/12/3
- Phantom: SAM (30deg probe tilt) with CRP v5.0_20150321; Type: QD000P40CD; Serial: TP:1874
- Measurement SW: DASY52, Version 52.8 (8);

Area Scan (61x101x1): Interpolated grid: dx=1.500 mm, dy=1.500 mm
Maximum value of SAR (interpolated) = 0.0790 W/kg

Zoom Scan (5x5x7)/Cube 0: Measurement grid: dx=8mm, dy=8mm, dz=5mm
Reference Value = 6.533 V/m; Power Drift = 0.17 dB
Peak SAR (extrapolated) = 0.0920 W/kg
SAR(1 g) = 0.076 W/kg; SAR(10 g) = 0.060 W/kg
Maximum value of SAR (measured) = 0.0799 W/kg

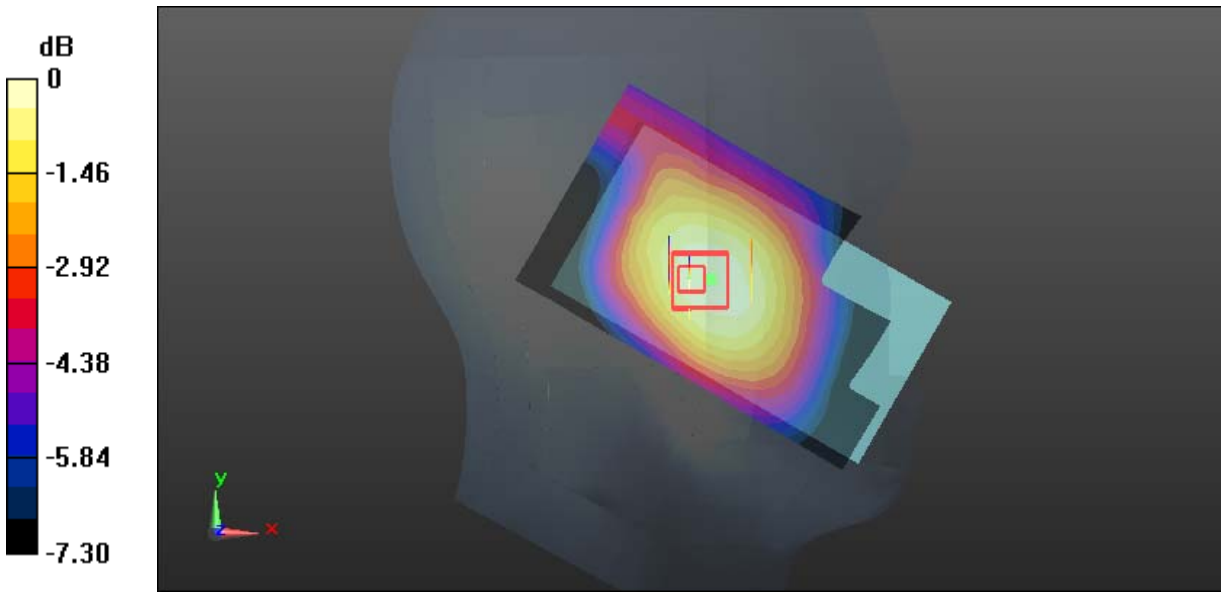

0 dB = 0.0799 W/kg = -10.97 dBW/kg

Test Plot 83#: LTE Band 5_Head Right Cheek_Middle_1RB

DUT: L506; Type: L506 Single SIM; Serial: 18121000920

Communication System: Generic FDD-LTE; Frequency: 836.5 MHz;Duty Cycle: 1:1
Medium parameters used: f = 836.5 MHz; σ = 0.874 S/m; ε_r = 42.348; ρ = 1000 kg/m^3 ;
Phantom section: Right Section

DASY5 Configuration:

- Probe: ES3DV2 - SN3019; ConvF(6.59, 6.59, 6.59); Calibrated: 2018/11/2;
- Sensor-Surface: 4mm (Mechanical Surface Detection)
- Electronics: DAE3 Sn471; Calibrated: 2018/12/3
- Phantom: SAM (30deg probe tilt) with CRP v5.0_20150321; Type: QD000P40CD; Serial: TP:1874
- Measurement SW: DASY52, Version 52.8 (8);

Area Scan (61x101x1): Interpolated grid: dx=1.500 mm, dy=1.500 mm
Maximum value of SAR (interpolated) = 0.264 W/kg

Zoom Scan (5x5x7)/Cube 0: Measurement grid: dx=8mm, dy=8mm, dz=5mm
Reference Value = 2.241 V/m; Power Drift = 0.13 dB
Peak SAR (extrapolated) = 0.322 W/kg
SAR(1 g) = 0.246 W/kg; SAR(10 g) = 0.186 W/kg
Maximum value of SAR (measured) = 0.254 W/kg



0 dB = 0.254 W/kg = -5.95 dBW/kg

Test Plot 84#: LTE Band 5_Head Right Cheek_Middle_50%RB

DUT: L506; Type: L506 Single SIM; Serial: 18121000920

Communication System: Generic FDD-LTE; Frequency: 836.5 MHz;Duty Cycle: 1:1
Medium parameters used: f = 836.5 MHz; σ = 0.874 S/m; ε_r = 42.348; ρ = 1000 kg/m^3 ;
Phantom section: Right Section

DASY5 Configuration:

- Probe: ES3DV2 - SN3019; ConvF(6.59, 6.59, 6.59); Calibrated: 2018/11/2;
- Sensor-Surface: 4mm (Mechanical Surface Detection)
- Electronics: DAE3 Sn471; Calibrated: 2018/12/3
- Phantom: SAM (30deg probe tilt) with CRP v5.0_20150321; Type: QD000P40CD; Serial: TP:1874
- Measurement SW: DASY52, Version 52.8 (8);

Area Scan (61x101x1): Interpolated grid: dx=1.500 mm, dy=1.500 mm
Maximum value of SAR (interpolated) = 0.198 W/kg

Zoom Scan (5x5x7)/Cube 0: Measurement grid: dx=8mm, dy=8mm, dz=5mm
Reference Value = 1.922 V/m; Power Drift = 0.11 dB
Peak SAR (extrapolated) = 0.239 W/kg
SAR(1 g) = 0.185 W/kg; SAR(10 g) = 0.140 W/kg
Maximum value of SAR (measured) = 0.192 W/kg

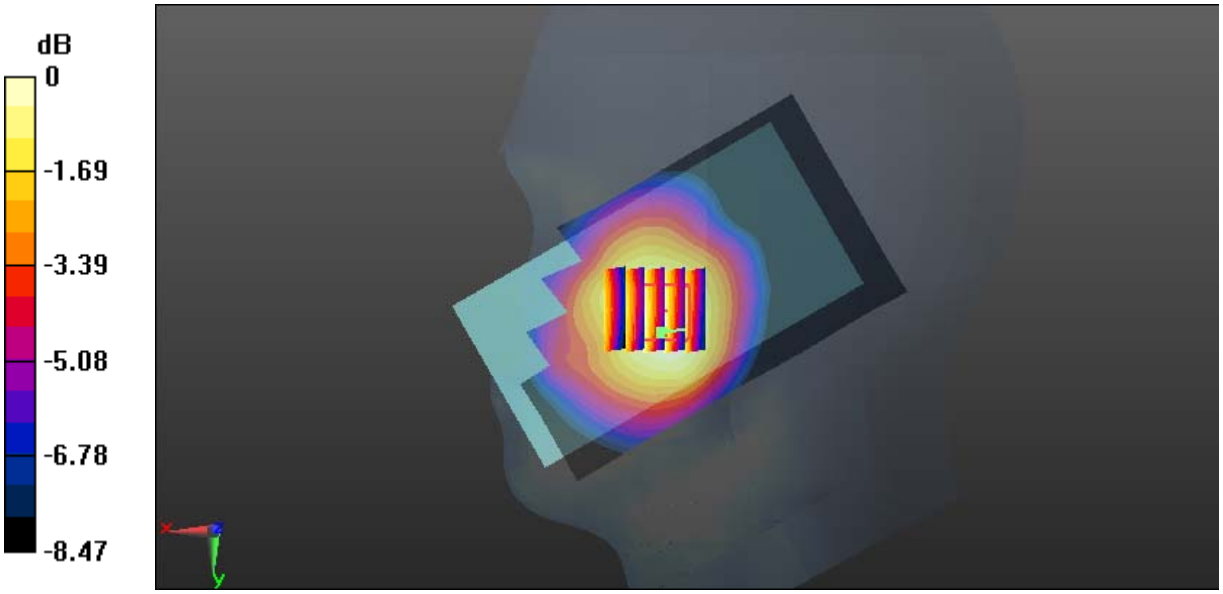

0 dB = 0.192 W/kg = -7.17 dBW/kg

Test Plot 85#: LTE Band 5_Head Right Tilt_Middle_1RB

DUT: L506; Type: L506 Single SIM; Serial: 18121000920

Communication System: Generic FDD-LTE; Frequency: 836.5 MHz;Duty Cycle: 1:1
Medium parameters used: f = 836.5 MHz; σ = 0.874 S/m; ε_r = 42.348; ρ = 1000 kg/m^3 ;
Phantom section: Right Section

DASY5 Configuration:

- Probe: ES3DV2 - SN3019; ConvF(6.59, 6.59, 6.59); Calibrated: 2018/11/2;
- Sensor-Surface: 4mm (Mechanical Surface Detection)
- Electronics: DAE3 Sn471; Calibrated: 2018/12/3
- Phantom: SAM (30deg probe tilt) with CRP v5.0_20150321; Type: QD000P40CD; Serial: TP:1874
- Measurement SW: DASY52, Version 52.8 (8);

Area Scan (61x101x1): Interpolated grid: dx=1.500 mm, dy=1.500 mm
Maximum value of SAR (interpolated) = 0.142 W/kg

Zoom Scan (6x6x7)/Cube 0: Measurement grid: dx=8mm, dy=8mm, dz=5mm
Reference Value = 4.927 V/m; Power Drift = 0.17 dB
Peak SAR (extrapolated) = 0.155 W/kg
SAR(1 g) = 0.133 W/kg; SAR(10 g) = 0.105 W/kg
Maximum value of SAR (measured) = 0.139 W/kg

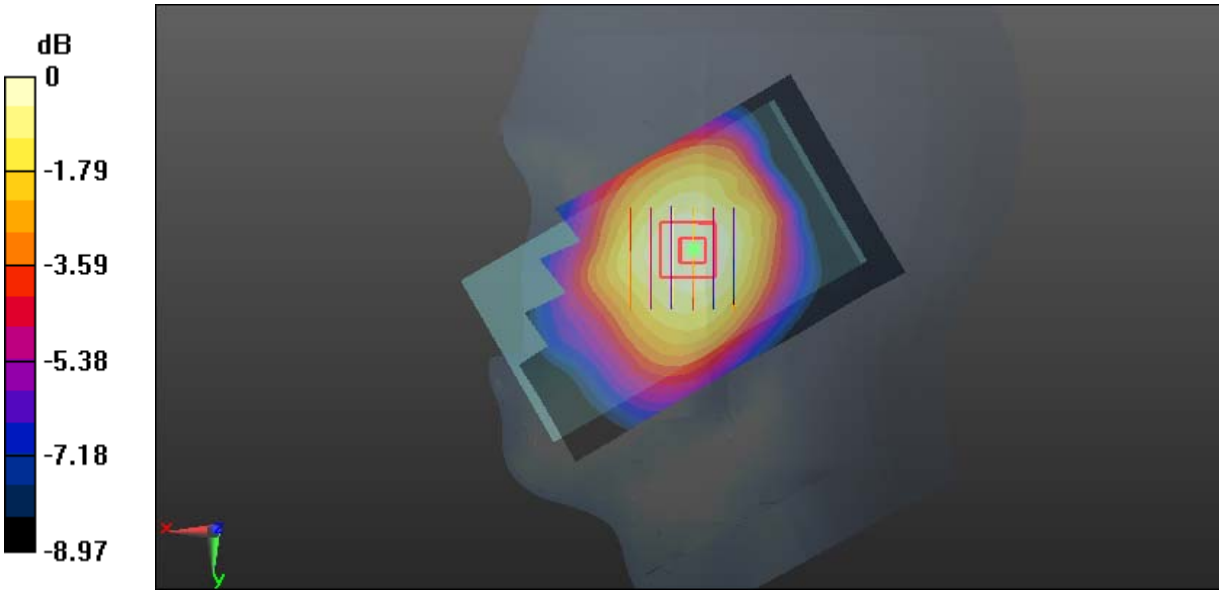

0 dB = 0.139 W/kg = -8.57 dBW/kg

Test Plot 86#: LTE Band 5_Head Right Tilt_Middle_50%RB

DUT: L506; Type: L506 Single SIM; Serial: 18121000920

Communication System: Generic FDD-LTE; Frequency: 836.5 MHz;Duty Cycle: 1:1
Medium parameters used: f = 836.5 MHz; σ = 0.874 S/m; ε_r = 42.348; ρ = 1000 kg/m^3 ;
Phantom section: Right Section

DASY5 Configuration:

- Probe: ES3DV2 - SN3019; ConvF(6.59, 6.59, 6.59); Calibrated: 2018/11/2;
- Sensor-Surface: 4mm (Mechanical Surface Detection)
- Electronics: DAE3 Sn471; Calibrated: 2018/12/3
- Phantom: SAM (30deg probe tilt) with CRP v5.0_20150321; Type: QD000P40CD; Serial: TP:1874
- Measurement SW: DASY52, Version 52.8 (8);

Area Scan (61x101x1): Interpolated grid: dx=1.500 mm, dy=1.500 mm
Maximum value of SAR (interpolated) = 0.106 W/kg

Zoom Scan (6x6x7)/Cube 0: Measurement grid: dx=8mm, dy=8mm, dz=5mm
Reference Value = 4.304 V/m; Power Drift = 0.11 dB
Peak SAR (extrapolated) = 0.119 W/kg
SAR(1 g) = 0.102 W/kg; SAR(10 g) = 0.081 W/kg
Maximum value of SAR (measured) = 0.106 W/kg

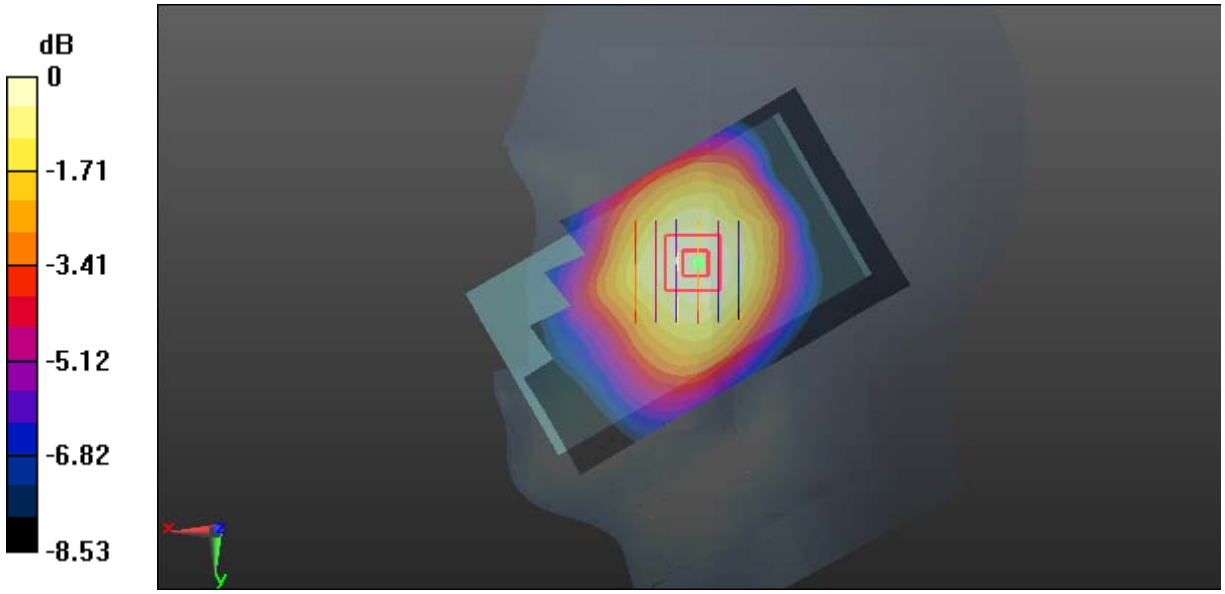

0 dB = 0.106 W/kg = -9.75 dBW/kg

Test Plot 87#: LTE Band 5_Body Back_Middle_1RB

DUT: L506; Type: L506 Single SIM; Serial: 18121000920

Communication System: Generic FDD-LTE; Frequency: 836.5 MHz;Duty Cycle: 1:1
Medium parameters used: f = 836.5 MHz; σ = 0.956 S/m; ε_r = 57.27; ρ = 1000 kg/m^3 ;
Phantom section: Flat Section

DASY5 Configuration:

- Probe: ES3DV2 - SN3019; ConvF(6.53, 6.53, 6.53); Calibrated: 2018/11/2;
- Sensor-Surface: 4mm (Mechanical Surface Detection)
- Electronics: DAE3 Sn471; Calibrated: 2018/12/3
- Phantom: SAM (30deg probe tilt) with CRP v5.0_20150321; Type: QD000P40CD; Serial: TP:1874
- Measurement SW: DASY52, Version 52.8 (8);

Area Scan (61x111x1): Interpolated grid: dx=1.500 mm, dy=1.500 mm
Maximum value of SAR (interpolated) = 0.209 W/kg

Zoom Scan (5x5x7)/Cube 0: Measurement grid: dx=8mm, dy=8mm, dz=5mm
Reference Value = 14.48 V/m; Power Drift = 0.02 dB
Peak SAR (extrapolated) = 0.249 W/kg
SAR(1 g) = 0.201 W/kg; SAR(10 g) = 0.154 W/kg
Maximum value of SAR (measured) = 0.210 W/kg

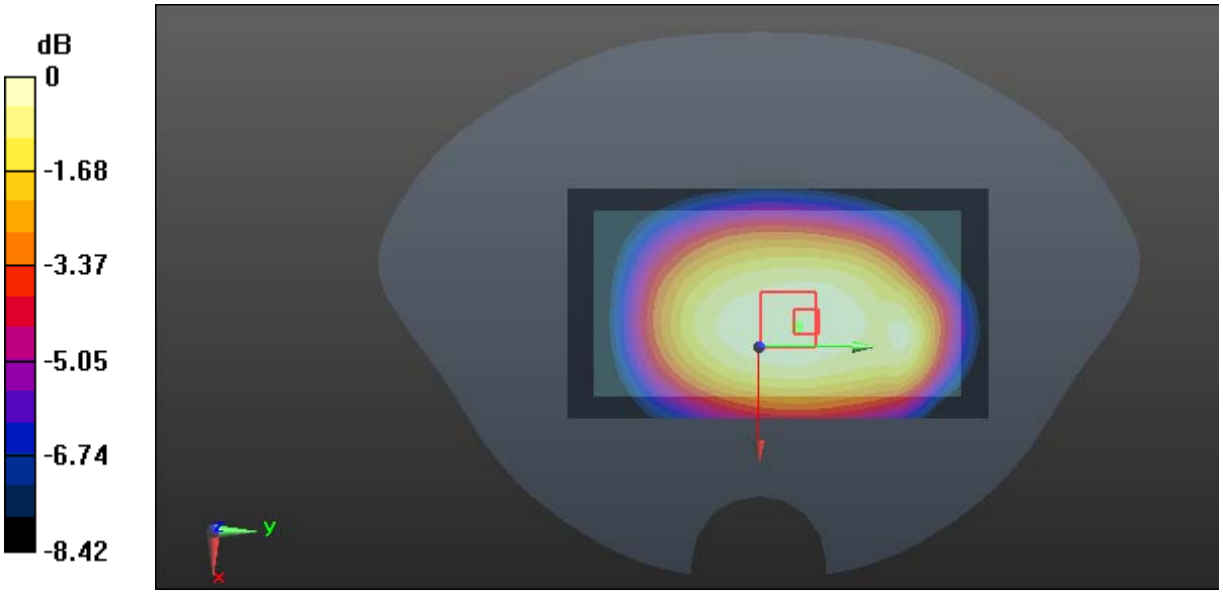

0 dB = 0.210 W/kg = -6.78 dBW/kg

Test Plot 88#: LTE Band 5_Body Back_Middle_50%RB

DUT: L506; Type: L506 Single SIM; Serial: 18121000920

Communication System: Generic FDD-LTE; Frequency: 836.5 MHz;Duty Cycle: 1:1
Medium parameters used: f = 836.5 MHz; σ = 0.956 S/m; ε_r = 57.27; ρ = 1000 kg/m^3 ;
Phantom section: Flat Section

DASY5 Configuration:

- Probe: ES3DV2 - SN3019; ConvF(6.53, 6.53, 6.53); Calibrated: 2018/11/2;
- Sensor-Surface: 4mm (Mechanical Surface Detection)
- Electronics: DAE3 Sn471; Calibrated: 2018/12/3
- Phantom: SAM (30deg probe tilt) with CRP v5.0_20150321; Type: QD000P40CD; Serial: TP:1874
- Measurement SW: DASY52, Version 52.8 (8);

Area Scan (61x111x1): Interpolated grid: dx=1.500 mm, dy=1.500 mm
Maximum value of SAR (interpolated) = 0.156 W/kg

Zoom Scan (5x5x7)/Cube 0: Measurement grid: dx=8mm, dy=8mm, dz=5mm
Reference Value = 12.55 V/m; Power Drift = 0.07 dB
Peak SAR (extrapolated) = 0.192 W/kg
SAR(1 g) = 0.153 W/kg; SAR(10 g) = 0.118 W/kg
Maximum value of SAR (measured) = 0.160 W/kg

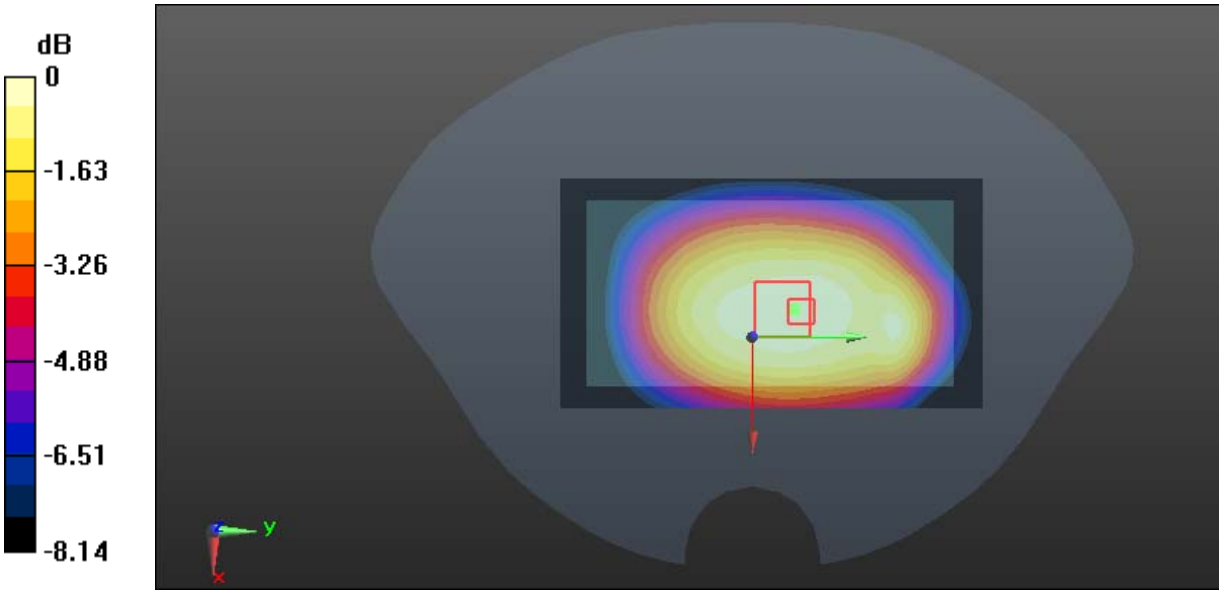

0 dB = 0.160 W/kg = -7.96 dBW/kg

Test Plot 89#: LTE Band 5_Body Right_Middle_1RB

DUT: L506; Type: L506 Single SIM; Serial: 18121000920

Communication System: Generic FDD-LTE; Frequency: 836.5 MHz;Duty Cycle: 1:1
Medium parameters used: f = 836.5 MHz; σ = 0.956 S/m; ε_r = 57.27; ρ = 1000 kg/m^3 ;
Phantom section: Flat Section

DASY5 Configuration:

- Probe: ES3DV2 - SN3019; ConvF(6.53, 6.53, 6.53); Calibrated: 2018/11/2;
- Sensor-Surface: 4mm (Mechanical Surface Detection)
- Electronics: DAE3 Sn471; Calibrated: 2018/12/3
- Phantom: SAM (30deg probe tilt) with CRP v5.0_20150321; Type: QD000P40CD; Serial: TP:1874
- Measurement SW: DASY52, Version 52.8 (8);

Area Scan (41x111x1): Interpolated grid: dx=1.500 mm, dy=1.500 mm
Maximum value of SAR (interpolated) = 0.157 W/kg

Zoom Scan (5x5x7)/Cube 0: Measurement grid: dx=8mm, dy=8mm, dz=5mm
Reference Value = 13.15 V/m; Power Drift = -0.13 dB
Peak SAR (extrapolated) = 0.212 W/kg
SAR(1 g) = 0.149 W/kg; SAR(10 g) = 0.104 W/kg
Maximum value of SAR (measured) = 0.159 W/kg

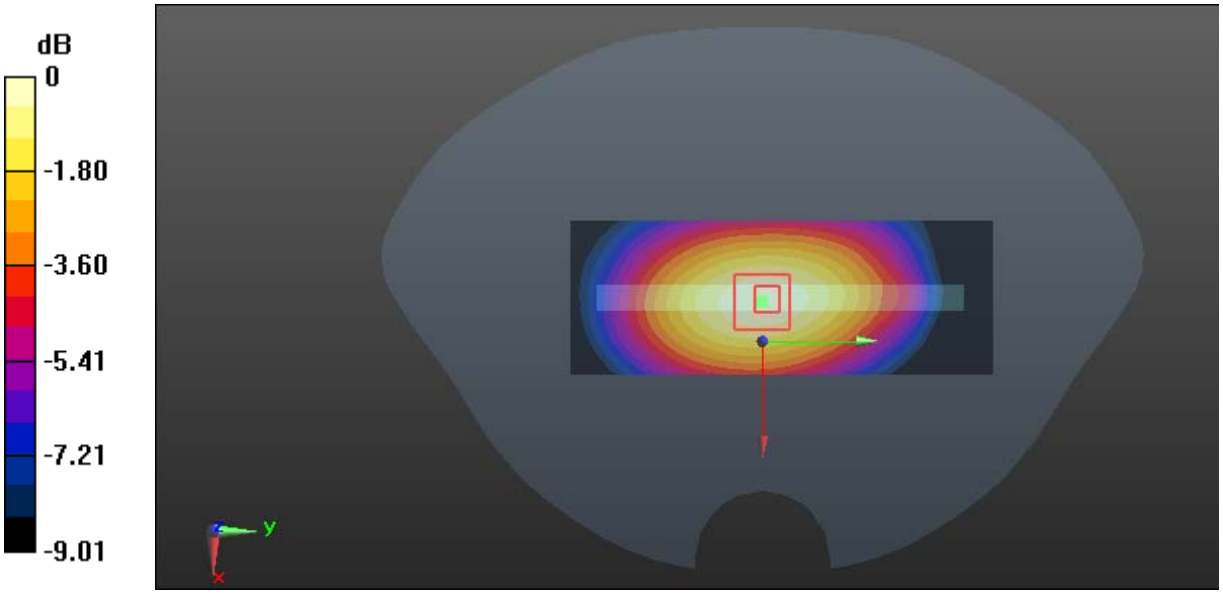

0 dB = 0.159 W/kg = -7.99 dBW/kg

Test Plot 90#: LTE Band 5_Body Right_Middle_50%RB

DUT: L506; Type: L506 Single SIM; Serial: 18121000920

Communication System: Generic FDD-LTE; Frequency: 836.5 MHz;Duty Cycle: 1:1
Medium parameters used: f = 836.5 MHz; σ = 0.956 S/m; ε_r = 57.27; ρ = 1000 kg/m^3 ;
Phantom section: Flat Section

DASY5 Configuration:

- Probe: ES3DV2 - SN3019; ConvF(6.53, 6.53, 6.53); Calibrated: 2018/11/2;
- Sensor-Surface: 4mm (Mechanical Surface Detection)
- Electronics: DAE3 Sn471; Calibrated: 2018/12/3
- Phantom: SAM (30deg probe tilt) with CRP v5.0_20150321; Type: QD000P40CD; Serial: TP:1874
- Measurement SW: DASY52, Version 52.8 (8);

Area Scan (41x111x1): Interpolated grid: dx=1.500 mm, dy=1.500 mm
Maximum value of SAR (interpolated) = 0.119 W/kg

Zoom Scan (5x5x7)/Cube 0: Measurement grid: dx=8mm, dy=8mm, dz=5mm
Reference Value = 11.27 V/m; Power Drift = -0.07 dB
Peak SAR (extrapolated) = 0.158 W/kg
SAR(1 g) = 0.111 W/kg; SAR(10 g) = 0.078 W/kg
Maximum value of SAR (measured) = 0.118 W/kg

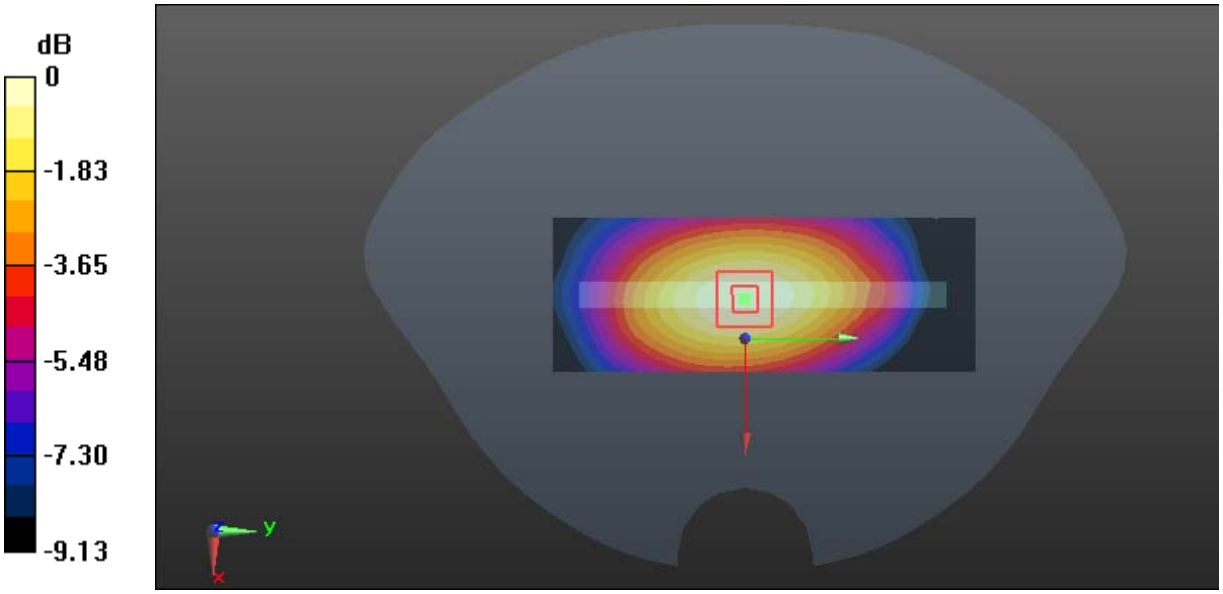

0 dB = 0.118 W/kg = -9.28 dBW/kg

Test Plot 91#: LTE Band 5_Body Bottom_Middle_1RB

DUT: L506; Type: L506 Single SIM; Serial: 18121000920

Communication System: Generic FDD-LTE; Frequency: 836.5 MHz;Duty Cycle: 1:1
Medium parameters used: f = 836.5 MHz; σ = 0.956 S/m; ε_r = 57.27; ρ = 1000 kg/m^3 ;
Phantom section: Flat Section

DASY5 Configuration:

- Probe: ES3DV2 - SN3019; ConvF(6.53, 6.53, 6.53); Calibrated: 2018/11/2;
- Sensor-Surface: 4mm (Mechanical Surface Detection)
- Electronics: DAE3 Sn471; Calibrated: 2018/12/3
- Phantom: SAM (30deg probe tilt) with CRP v5.0_20150321; Type: QD000P40CD; Serial: TP:1874
- Measurement SW: DASY52, Version 52.8 (8);

Area Scan (41x61x1): Interpolated grid: dx=1.500 mm, dy=1.500 mm
Maximum value of SAR (interpolated) = 0.123 W/kg

Zoom Scan (5x5x7)/Cube 0: Measurement grid: dx=8mm, dy=8mm, dz=5mm
Reference Value = 11.50 V/m; Power Drift = 0.06 dB
Peak SAR (extrapolated) = 0.188 W/kg
SAR(1 g) = 0.117 W/kg; SAR(10 g) = 0.075 W/kg
Maximum value of SAR (measured) = 0.126 W/kg

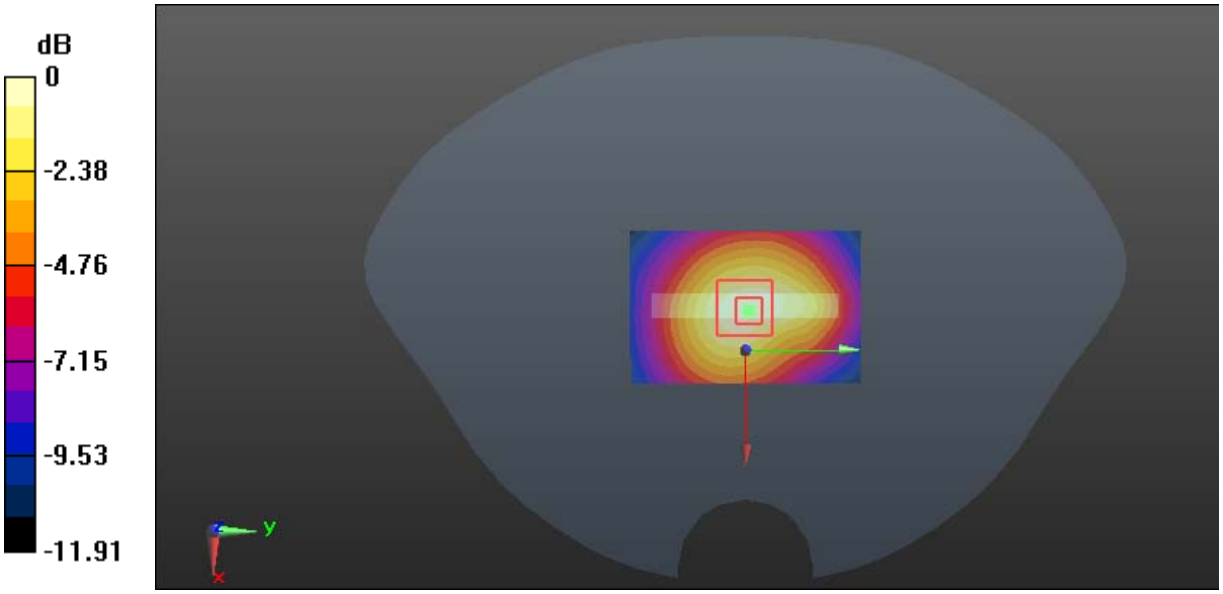

0 dB = 0.126 W/kg = -9.00 dBW/kg

Test Plot 92#: LTE Band 5_Body Bottom_Middle_50%RB

DUT: L506; Type: L506 Single SIM; Serial: 18121000920

Communication System: Generic FDD-LTE; Frequency: 836.5 MHz;Duty Cycle: 1:1
Medium parameters used: f = 836.5 MHz; σ = 0.956 S/m; ε_r = 57.27; ρ = 1000 kg/m^3 ;
Phantom section: Flat Section

DASY5 Configuration:

- Probe: ES3DV2 - SN3019; ConvF(6.53, 6.53, 6.53); Calibrated: 2018/11/2;
- Sensor-Surface: 4mm (Mechanical Surface Detection)
- Electronics: DAE3 Sn471; Calibrated: 2018/12/3
- Phantom: SAM (30deg probe tilt) with CRP v5.0_20150321; Type: QD000P40CD; Serial: TP:1874
- Measurement SW: DASY52, Version 52.8 (8);

Area Scan (41x61x1): Interpolated grid: dx=1.500 mm, dy=1.500 mm
Maximum value of SAR (interpolated) = 0.0938 W/kg

Zoom Scan (5x5x7)/Cube 0: Measurement grid: dx=8mm, dy=8mm, dz=5mm
Reference Value = 10.12 V/m; Power Drift = -0.06 dB
Peak SAR (extrapolated) = 0.141 W/kg
SAR(1 g) = 0.090 W/kg; SAR(10 g) = 0.057 W/kg
Maximum value of SAR (measured) = 0.0990 W/kg

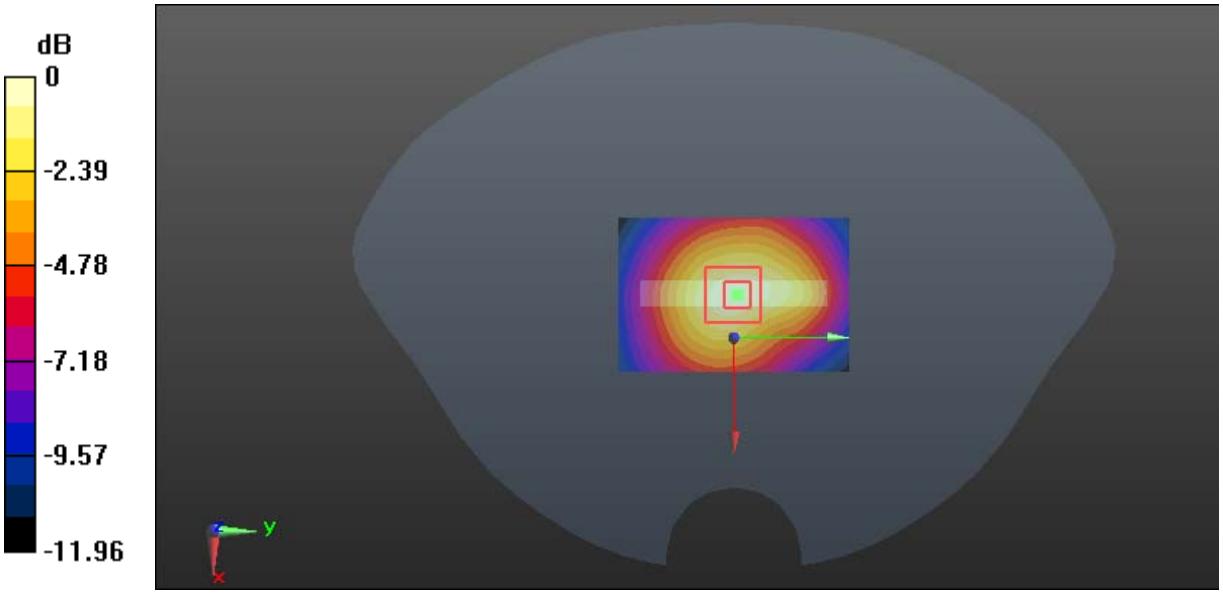

0 dB = 0.0990 W/kg = -10.04 dBW/kg

Test Plot 93#: LTE Band 7_Head Left Cheek_Middle_1RB

DUT: L506; Type: L506 Single SIM; Serial: 18121000920

Communication System: Generic FDD-LTE; Frequency: 2535 MHz;Duty Cycle: 1:1
Medium parameters used: f = 2535 MHz; σ = 1.922 S/m; ε_r = 38.864; ρ = 1000 kg/m^3 ;
Phantom section: Left Section

DASY5 Configuration:

- Probe: ES3DV2 - SN3019; ConvF(4.42, 4.42, 4.42); Calibrated: 2018/11/2;
- Sensor-Surface: 4mm (Mechanical Surface Detection)
- Electronics: DAE3 Sn471; Calibrated: 2018/12/3
- Phantom: SAM (30deg probe tilt) with CRP v5.0_20150321; Type: QD000P40CD; Serial: TP:1874
- Measurement SW: DASY52, Version 52.8 (8);

Area Scan (81x131x1): Interpolated grid: dx=1.200 mm, dy=1.200 mm
Maximum value of SAR (interpolated) = 0.246 W/kg

Zoom Scan (5x5x7)/Cube 0: Measurement grid: dx=8mm, dy=8mm, dz=5mm
Reference Value = 3.880 V/m; Power Drift = 0.14 dB
Peak SAR (extrapolated) = 0.373 W/kg
SAR(1 g) = 0.226 W/kg; SAR(10 g) = 0.126 W/kg
Maximum value of SAR (measured) = 0.255 W/kg



0 dB = 0.255 W/kg = -5.93 dBW/kg

Test Plot 94#: LTE Band 7_Head Left Cheek_Middle_50%RB

DUT: L506; Type: L506 Single SIM; Serial: 18121000920

Communication System: Generic FDD-LTE; Frequency: 2535 MHz;Duty Cycle: 1:1
Medium parameters used: f = 2535 MHz; σ = 1.922 S/m; ε_r = 38.864; ρ = 1000 kg/m^3 ;
Phantom section: Left Section

DASY5 Configuration:

- Probe: ES3DV2 - SN3019; ConvF(4.42, 4.42, 4.42); Calibrated: 2018/11/2;
- Sensor-Surface: 4mm (Mechanical Surface Detection)
- Electronics: DAE3 Sn471; Calibrated: 2018/12/3
- Phantom: SAM (30deg probe tilt) with CRP v5.0_20150321; Type: QD000P40CD; Serial: TP:1874
- Measurement SW: DASY52, Version 52.8 (8);

Area Scan (81x131x1): Interpolated grid: dx=1.200 mm, dy=1.200 mm
Maximum value of SAR (interpolated) = 0.233 W/kg

Zoom Scan (5x5x7)/Cube 0: Measurement grid: dx=8mm, dy=8mm, dz=5mm
Reference Value = 3.912 V/m; Power Drift = 0.17 dB
Peak SAR (extrapolated) = 0.315 W/kg
SAR(1 g) = 0.210 W/kg; SAR(10 g) = 0.122 W/kg
Maximum value of SAR (measured) = 0.235 W/kg



0 dB = 0.235 W/kg = -6.29 dBW/kg

Test Plot 95#: LTE Band 7_Head Left Tilt_Middle_1RB

DUT: L506; Type: L506 Single SIM; Serial: 18121000920

Communication System: Generic FDD-LTE; Frequency: 2535 MHz;Duty Cycle: 1:1
Medium parameters used: f = 2535 MHz; σ = 1.922 S/m; ε_r = 38.864; ρ = 1000 kg/m^3 ;
Phantom section: Left Section

DASY5 Configuration:

- Probe: ES3DV2 - SN3019; ConvF(4.42, 4.42, 4.42); Calibrated: 2018/11/2;
- Sensor-Surface: 4mm (Mechanical Surface Detection)
- Electronics: DAE3 Sn471; Calibrated: 2018/12/3
- Phantom: SAM (30deg probe tilt) with CRP v5.0_20150321; Type: QD000P40CD; Serial: TP:1874
- Measurement SW: DASY52, Version 52.8 (8);

Area Scan (81x131x1): Interpolated grid: dx=1.200 mm, dy=1.200 mm
Maximum value of SAR (interpolated) = 0.0966 W/kg

Zoom Scan (5x5x7)/Cube 0: Measurement grid: dx=8mm, dy=8mm, dz=5mm
Reference Value = 3.635 V/m; Power Drift = 0.13 dB
Peak SAR (extrapolated) = 0.159 W/kg
SAR(1 g) = 0.083 W/kg; SAR(10 g) = 0.043 W/kg
Maximum value of SAR (measured) = 0.0911 W/kg



0 dB = 0.0911 W/kg = -10.40 dBW/kg

Test Plot 96#: LTE Band 7_Head Left Tilt_Middle_50%RB

DUT: L506; Type: L506 Single SIM; Serial: 18121000920

Communication System: Generic FDD-LTE; Frequency: 2535 MHz;Duty Cycle: 1:1
Medium parameters used: f = 2535 MHz; σ = 1.922 S/m; ε_r = 38.864; ρ = 1000 kg/m^3 ;
Phantom section: Left Section

DASY5 Configuration:

- Probe: ES3DV2 - SN3019; ConvF(4.42, 4.42, 4.42); Calibrated: 2018/11/2;
- Sensor-Surface: 4mm (Mechanical Surface Detection)
- Electronics: DAE3 Sn471; Calibrated: 2018/12/3
- Phantom: SAM (30deg probe tilt) with CRP v5.0_20150321; Type: QD000P40CD; Serial: TP:1874
- Measurement SW: DASY52, Version 52.8 (8);

Area Scan (81x131x1): Interpolated grid: dx=1.200 mm, dy=1.200 mm
Maximum value of SAR (interpolated) = 0.0758 W/kg

Zoom Scan (6x6x7)/Cube 0: Measurement grid: dx=8mm, dy=8mm, dz=5mm
Reference Value = 3.382 V/m; Power Drift = 0.11 dB
Peak SAR (extrapolated) = 0.110 W/kg
SAR(1 g) = 0.063 W/kg; SAR(10 g) = 0.034 W/kg
Maximum value of SAR (measured) = 0.0693 W/kg



0 dB = 0.0693 W/kg = -11.59 dBW/kg

Test Plot 97#: LTE Band 7_Head Right Cheek_Middle_1RB

DUT: L506; Type: L506 Single SIM; Serial: 18121000920

Communication System: Generic FDD-LTE; Frequency: 2535 MHz;Duty Cycle: 1:1
Medium parameters used: f = 2535 MHz; σ = 1.922 S/m; ε_r = 38.864; ρ = 1000 kg/m^3 ;
Phantom section: Right Section

DASY5 Configuration:

- Probe: ES3DV2 - SN3019; ConvF(4.42, 4.42, 4.42); Calibrated: 2018/11/2;
- Sensor-Surface: 4mm (Mechanical Surface Detection)
- Electronics: DAE3 Sn471; Calibrated: 2018/12/3
- Phantom: SAM (30deg probe tilt) with CRP v5.0_20150321; Type: QD000P40CD; Serial: TP:1874
- Measurement SW: DASY52, Version 52.8 (8);

Area Scan (81x131x1): Interpolated grid: dx=1.200 mm, dy=1.200 mm
Maximum value of SAR (interpolated) = 0.395 W/kg

Zoom Scan (5x5x7)/Cube 0: Measurement grid: dx=8mm, dy=8mm, dz=5mm
Reference Value = 1.518 V/m; Power Drift = 0.19 dB
Peak SAR (extrapolated) = 0.647 W/kg
SAR(1 g) = 0.336 W/kg; SAR(10 g) = 0.172 W/kg
Maximum value of SAR (measured) = 0.371 W/kg

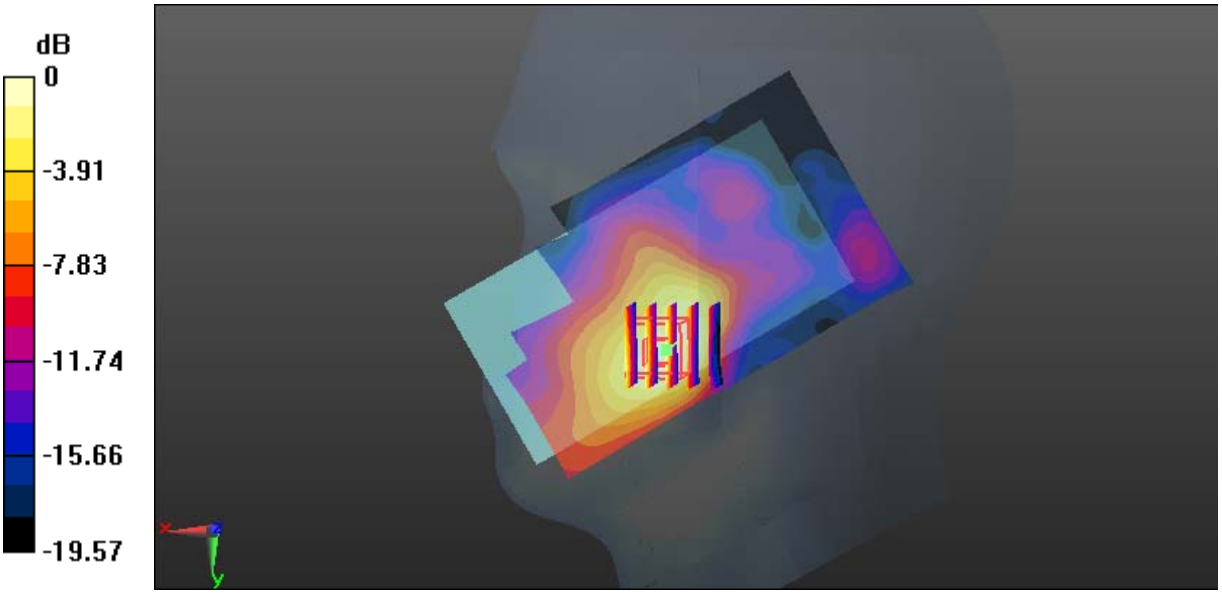

0 dB = 0.371 W/kg = -4.31 dBW/kg

Test Plot 98#: LTE Band 7_Head Right Cheek_Middle_50%RB

DUT: L506; Type: L506 Single SIM; Serial: 18121000920

Communication System: Generic FDD-LTE; Frequency: 2535 MHz;Duty Cycle: 1:1
Medium parameters used: f = 2535 MHz; σ = 1.922 S/m; ε_r = 38.864; ρ = 1000 kg/m^3 ;
Phantom section: Right Section

DASY5 Configuration:

- Probe: ES3DV2 - SN3019; ConvF(4.42, 4.42, 4.42); Calibrated: 2018/11/2;
- Sensor-Surface: 4mm (Mechanical Surface Detection)
- Electronics: DAE3 Sn471; Calibrated: 2018/12/3
- Phantom: SAM (30deg probe tilt) with CRP v5.0_20150321; Type: QD000P40CD; Serial: TP:1874
- Measurement SW: DASY52, Version 52.8 (8);

Area Scan (81x131x1): Interpolated grid: dx=1.200 mm, dy=1.200 mm
Maximum value of SAR (interpolated) = 0.291 W/kg

Zoom Scan (6x6x7)/Cube 0: Measurement grid: dx=8mm, dy=8mm, dz=5mm
Reference Value = 2.380 V/m; Power Drift = 0.18 dB
Peak SAR (extrapolated) = 0.527 W/kg
SAR(1 g) = 0.266 W/kg; SAR(10 g) = 0.139 W/kg
Maximum value of SAR (measured) = 0.283 W/kg



0 dB = 0.283 W/kg = -5.48 dBW/kg

Test Plot 99#: LTE Band 7_Head Right Tilt_Middle_1RB

DUT: L506; Type: L506 Single SIM; Serial: 18121000920

Communication System: Generic FDD-LTE; Frequency: 2535 MHz;Duty Cycle: 1:1
Medium parameters used: f = 2535 MHz; σ = 1.922 S/m; ε_r = 38.864; ρ = 1000 kg/m^3 ;
Phantom section: Right Section

DASY5 Configuration:

- Probe: ES3DV2 - SN3019; ConvF(4.42, 4.42, 4.42); Calibrated: 2018/11/2;
- Sensor-Surface: 4mm (Mechanical Surface Detection)
- Electronics: DAE3 Sn471; Calibrated: 2018/12/3
- Phantom: SAM (30deg probe tilt) with CRP v5.0_20150321; Type: QD000P40CD; Serial: TP:1874
- Measurement SW: DASY52, Version 52.8 (8);

Area Scan (81x131x1): Interpolated grid: dx=1.200 mm, dy=1.200 mm
Maximum value of SAR (interpolated) = 0.0744 W/kg

Zoom Scan (5x5x7)/Cube 0: Measurement grid: dx=8mm, dy=8mm, dz=5mm
Reference Value = 3.979 V/m; Power Drift = -0.12 dB
Peak SAR (extrapolated) = 0.107 W/kg
SAR(1 g) = 0.056 W/kg; SAR(10 g) = 0.028 W/kg
Maximum value of SAR (measured) = 0.0657 W/kg

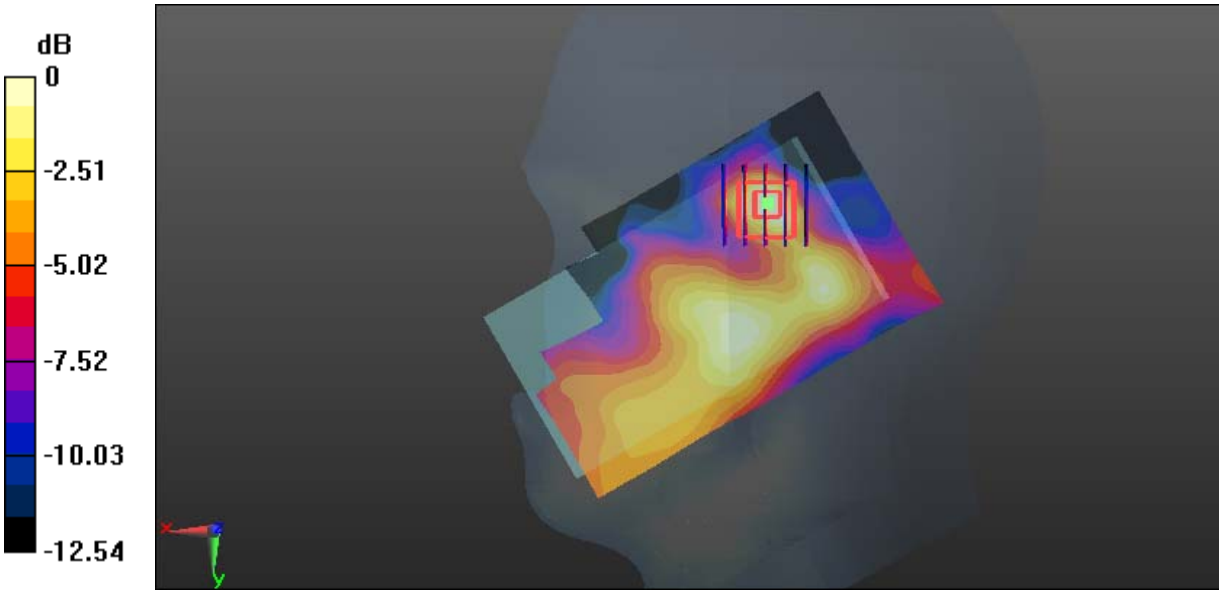

0 dB = 0.0657 W/kg = -11.82 dBW/kg

Test Plot 100#: LTE Band 7_Head Right Tilt_Middle_50%RB

DUT: L506; Type: L506 Single SIM; Serial: 18121000920

Communication System: Generic FDD-LTE; Frequency: 2535 MHz;Duty Cycle: 1:1
Medium parameters used: f = 2535 MHz; σ = 1.922 S/m; ε_r = 38.864; ρ = 1000 kg/m^3 ;
Phantom section: Right Section

DASY5 Configuration:

- Probe: ES3DV2 - SN3019; ConvF(4.42, 4.42, 4.42); Calibrated: 2018/11/2;
- Sensor-Surface: 4mm (Mechanical Surface Detection)
- Electronics: DAE3 Sn471; Calibrated: 2018/12/3
- Phantom: SAM (30deg probe tilt) with CRP v5.0_20150321; Type: QD000P40CD; Serial: TP:1874
- Measurement SW: DASY52, Version 52.8 (8);

Area Scan (81x131x1): Interpolated grid: dx=1.200 mm, dy=1.200 mm
Maximum value of SAR (interpolated) = 0.0598 W/kg

Zoom Scan (5x5x7)/Cube 0: Measurement grid: dx=8mm, dy=8mm, dz=5mm
Reference Value = 2.849 V/m; Power Drift = 0.16 dB
Peak SAR (extrapolated) = 0.0850 W/kg
SAR(1 g) = 0.048 W/kg; SAR(10 g) = 0.024 W/kg
Maximum value of SAR (measured) = 0.0555 W/kg

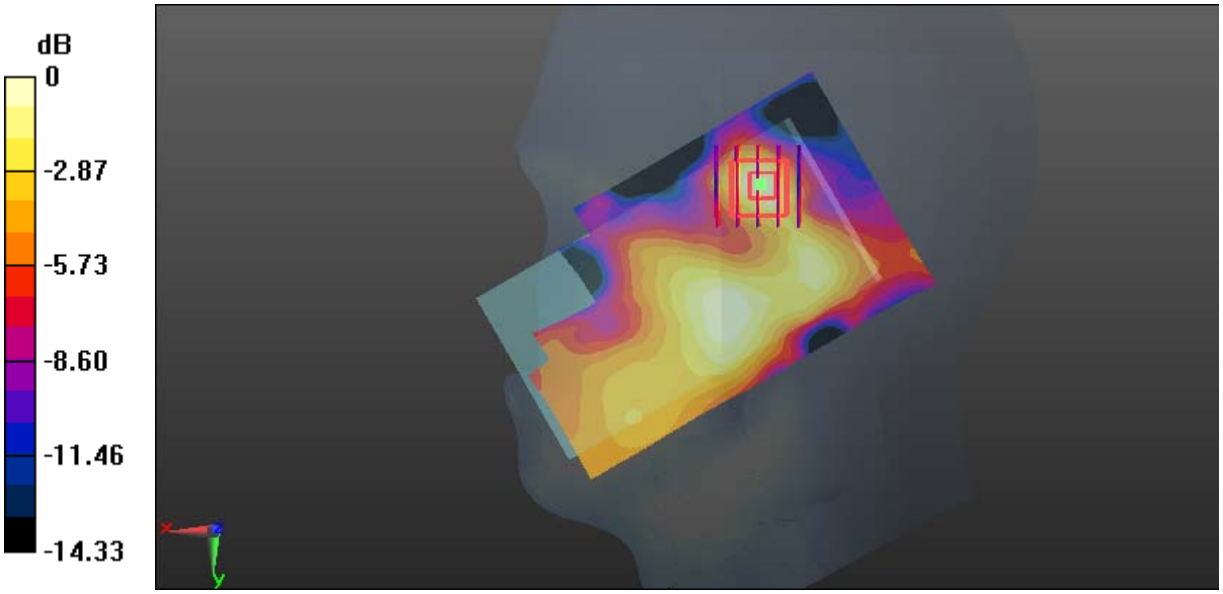

0 dB = 0.0555 W/kg = -12.56 dBW/kg

Test Plot 101#: LTE Band 7_Body Back_Middle_1RB

DUT: L506; Type: L506 Single SIM; Serial: 18121000920

Communication System: Generic FDD-LTE; Frequency: 2535 MHz;Duty Cycle: 1:1
Medium parameters used: f = 2535 MHz; σ = 2.111 S/m; ε_r = 52.515; ρ = 1000 kg/m^3 ;
Phantom section: Flat Section

DASY5 Configuration:

- Probe: ES3DV2 - SN3019; ConvF(3.98, 3.98, 3.98); Calibrated: 2018/11/2;
- Sensor-Surface: 4mm (Mechanical Surface Detection)
- Electronics: DAE3 Sn471; Calibrated: 2018/12/3
- Phantom: SAM (30deg probe tilt) with CRP v5.0_20150321; Type: QD000P40CD; Serial: TP:1874
- Measurement SW: DASY52, Version 52.8 (8);

Area Scan (81x141x1): Interpolated grid: dx=1.200 mm, dy=1.200 mm
Maximum value of SAR (interpolated) = 0.527 W/kg

Zoom Scan (5x5x7)/Cube 0: Measurement grid: dx=8mm, dy=8mm, dz=5mm
Reference Value = 6.078 V/m; Power Drift = 0.15 dB
Peak SAR (extrapolated) = 0.831 W/kg
SAR(1 g) = 0.451 W/kg; SAR(10 g) = 0.212 W/kg
Maximum value of SAR (measured) = 0.526 W/kg

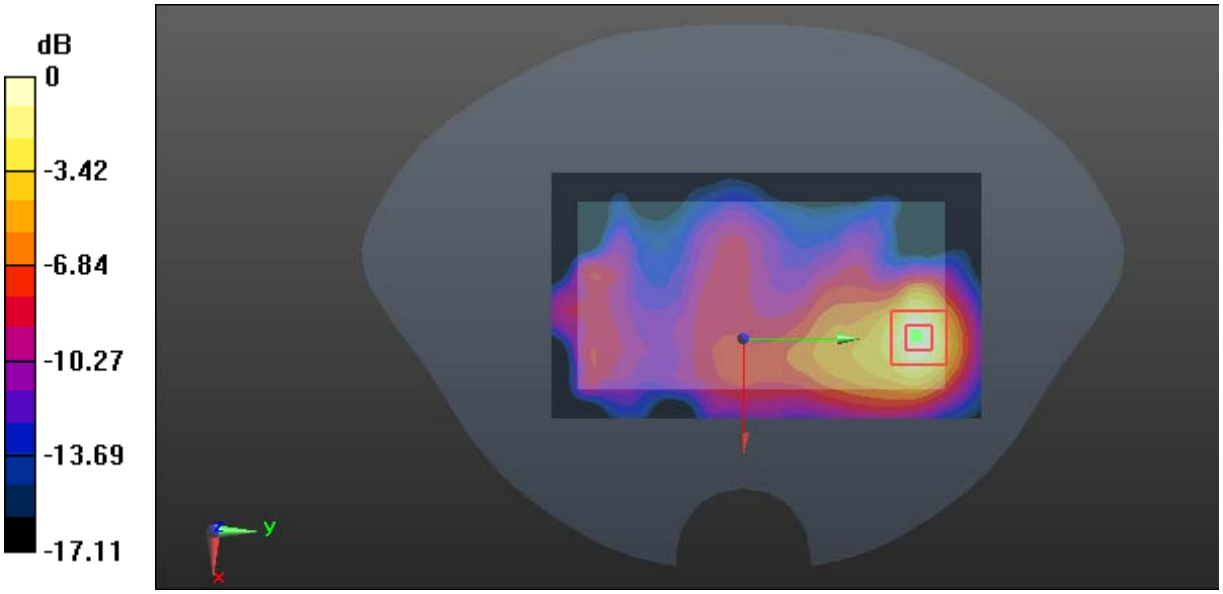

0 dB = 0.526 W/kg = -2.79 dBW/kg

Test Plot 102#: LTE Band 7_Body Back_Middle_50%RB

DUT: L506; Type: L506 Single SIM; Serial: 18121000920

Communication System: Generic FDD-LTE; Frequency: 2535 MHz;Duty Cycle: 1:1
Medium parameters used: f = 2535 MHz; σ = 2.111 S/m; ε_r = 52.515; ρ = 1000 kg/m^3 ;
Phantom section: Flat Section

DASY5 Configuration:

- Probe: ES3DV2 - SN3019; ConvF(3.98, 3.98, 3.98); Calibrated: 2018/11/2;
- Sensor-Surface: 4mm (Mechanical Surface Detection)
- Electronics: DAE3 Sn471; Calibrated: 2018/12/3
- Phantom: SAM (30deg probe tilt) with CRP v5.0_20150321; Type: QD000P40CD; Serial: TP:1874
- Measurement SW: DASY52, Version 52.8 (8);

Area Scan (81x141x1): Interpolated grid: dx=1.200 mm, dy=1.200 mm
Maximum value of SAR (interpolated) = 0.452 W/kg

Zoom Scan (5x5x7)/Cube 0: Measurement grid: dx=8mm, dy=8mm, dz=5mm
Reference Value = 5.683 V/m; Power Drift = 0.15 dB
Peak SAR (extrapolated) = 0.739 W/kg
SAR(1 g) = 0.382 W/kg; SAR(10 g) = 0.185 W/kg
Maximum value of SAR (measured) = 0.438 W/kg

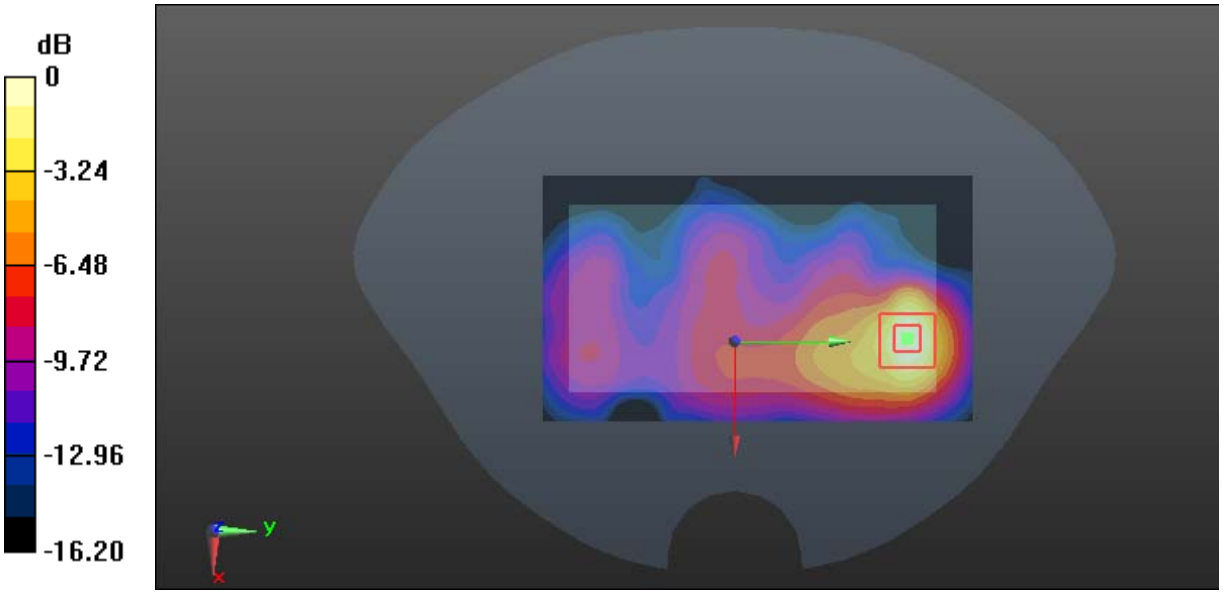

0 dB = 0.438 W/kg = -3.59 dBW/kg

Test Plot 103#: LTE Band 7_Body Right_Middle_1RB

DUT: L506; Type: L506 Single SIM; Serial: 18121000920

Communication System: Generic FDD-LTE; Frequency: 2535 MHz;Duty Cycle: 1:1
Medium parameters used: f = 2535 MHz; σ = 2.111 S/m; ε_r = 52.515; ρ = 1000 kg/m^3 ;
Phantom section: Flat Section

DASY5 Configuration:

- Probe: ES3DV2 - SN3019; ConvF(3.98, 3.98, 3.98); Calibrated: 2018/11/2;
- Sensor-Surface: 4mm (Mechanical Surface Detection)
- Electronics: DAE3 Sn471; Calibrated: 2018/12/3
- Phantom: SAM (30deg probe tilt) with CRP v5.0_20150321; Type: QD000P40CD; Serial: TP:1874
- Measurement SW: DASY52, Version 52.8 (8);

Area Scan (51x141x1): Interpolated grid: dx=1.200 mm, dy=1.200 mm
Maximum value of SAR (interpolated) = 0.276 W/kg

Zoom Scan (5x5x7)/Cube 0: Measurement grid: dx=8mm, dy=8mm, dz=5mm
Reference Value = 9.930 V/m; Power Drift = 0.15 dB
Peak SAR (extrapolated) = 0.538 W/kg
SAR(1 g) = 0.236 W/kg; SAR(10 g) = 0.104 W/kg
Maximum value of SAR (measured) = 0.272 W/kg

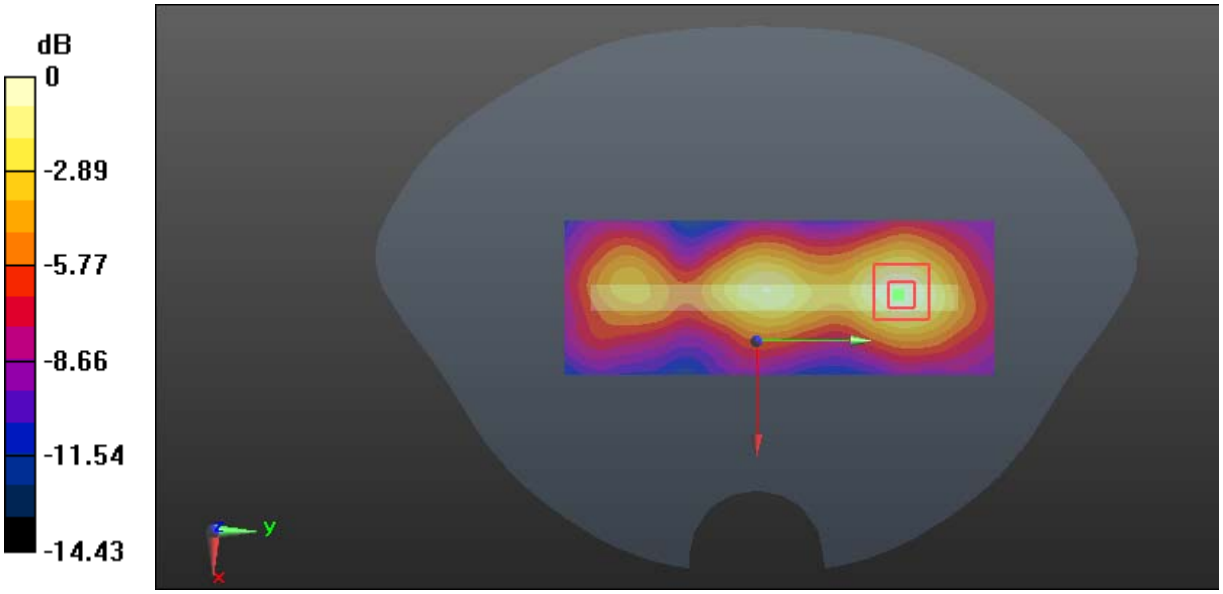

0 dB = 0.272 W/kg = -5.65 dBW/kg

Test Plot 104#: LTE Band 7_Body Right_Middle_50%RB

DUT: L506; Type: L506 Single SIM; Serial: 18121000920

Communication System: Generic FDD-LTE; Frequency: 2535 MHz;Duty Cycle: 1:1
Medium parameters used: f = 2535 MHz; σ = 2.111 S/m; ε_r = 52.515; ρ = 1000 kg/m^3 ;
Phantom section: Flat Section

DASY5 Configuration:

- Probe: ES3DV2 - SN3019; ConvF(3.98, 3.98, 3.98); Calibrated: 2018/11/2;
- Sensor-Surface: 4mm (Mechanical Surface Detection)
- Electronics: DAE3 Sn471; Calibrated: 2018/12/3
- Phantom: SAM (30deg probe tilt) with CRP v5.0_20150321; Type: QD000P40CD; Serial: TP:1874
- Measurement SW: DASY52, Version 52.8 (8);

Area Scan (51x141x1): Interpolated grid: dx=1.200 mm, dy=1.200 mm
Maximum value of SAR (interpolated) = 0.240 W/kg

Zoom Scan (5x5x7)/Cube 0: Measurement grid: dx=8mm, dy=8mm, dz=5mm
Reference Value = 9.422 V/m; Power Drift = 0.14 dB
Peak SAR (extrapolated) = 0.358 W/kg
SAR(1 g) = 0.205 W/kg; SAR(10 g) = 0.102 W/kg
Maximum value of SAR (measured) = 0.236 W/kg

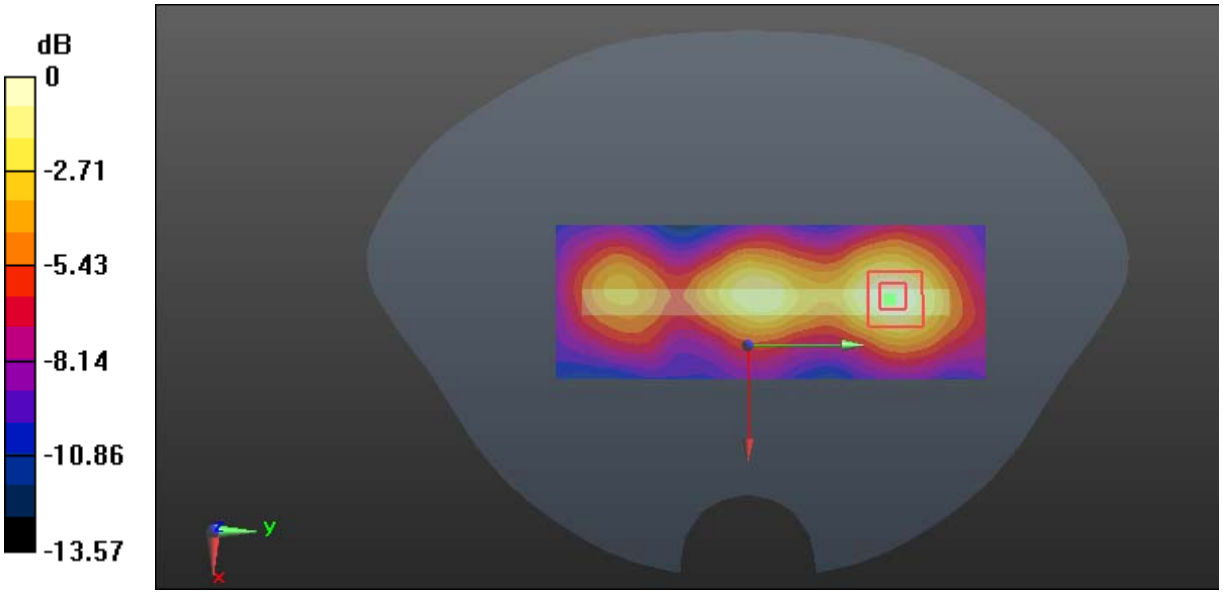

0 dB = 0.236 W/kg = -6.27 dBW/kg

Test Plot 105#: LTE Band 7_Body Bottom_Middle_1RB

DUT: L506; Type: L506 Single SIM; Serial: 18121000920

Communication System: Generic FDD-LTE; Frequency: 2535 MHz;Duty Cycle: 1:1
Medium parameters used: f = 2535 MHz; σ = 2.111 S/m; ε_r = 52.515; ρ = 1000 kg/m^3 ;
Phantom section: Flat Section

DASY5 Configuration:

- Probe: ES3DV2 - SN3019; ConvF(3.98, 3.98, 3.98); Calibrated: 2018/11/2;
- Sensor-Surface: 4mm (Mechanical Surface Detection)
- Electronics: DAE3 Sn471; Calibrated: 2018/12/3
- Phantom: SAM (30deg probe tilt) with CRP v5.0_20150321; Type: QD000P40CD; Serial: TP:1874
- Measurement SW: DASY52, Version 52.8 (8);

Area Scan (51x81x1): Interpolated grid: dx=1.200 mm, dy=1.200 mm
Maximum value of SAR (interpolated) = 0.598 W/kg

Zoom Scan (5x5x7)/Cube 0: Measurement grid: dx=8mm, dy=8mm, dz=5mm
Reference Value = 7.669 V/m; Power Drift = -0.15 dB
Peak SAR (extrapolated) = 1.12 W/kg
SAR(1 g) = 0.443 W/kg; SAR(10 g) = 0.214 W/kg
Maximum value of SAR (measured) = 0.517 W/kg

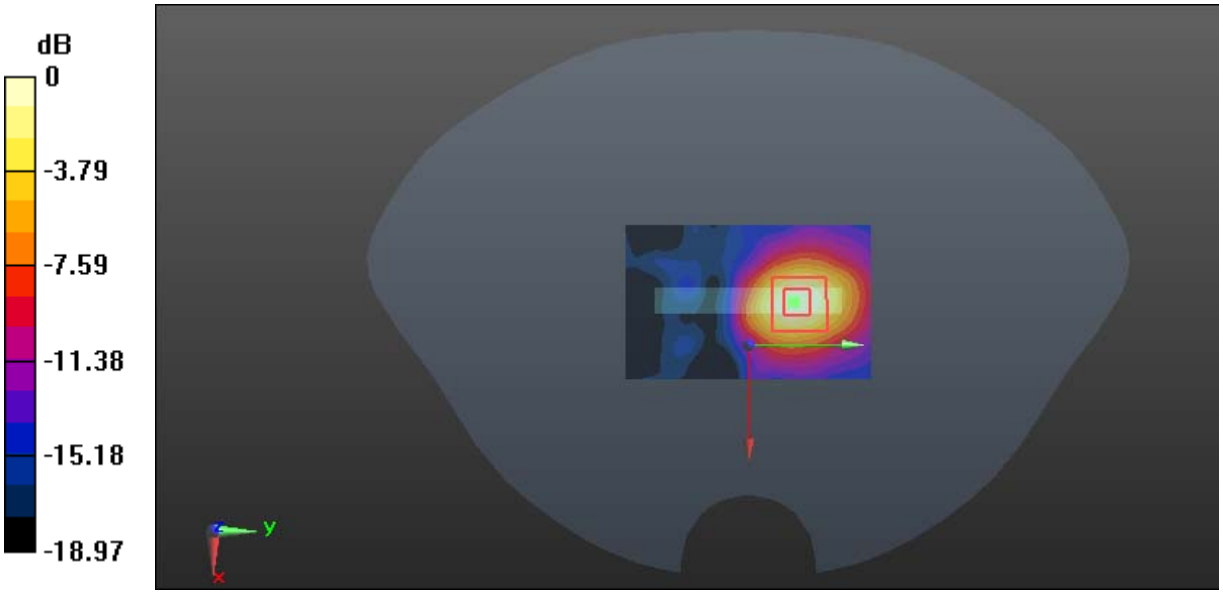

0 dB = 0.517 W/kg = -2.87 dBW/kg

Test Plot 106#: LTE Band 7_Body Bottom_Middle_50%RB

DUT: L506; Type: L506 Single SIM; Serial: 18121000920

Communication System: Generic FDD-LTE; Frequency: 2535 MHz;Duty Cycle: 1:1
Medium parameters used: f = 2535 MHz; σ = 2.111 S/m; ε_r = 52.515; ρ = 1000 kg/m^3 ;
Phantom section: Flat Section

DASY5 Configuration:

- Probe: ES3DV2 - SN3019; ConvF(3.98, 3.98, 3.98); Calibrated: 2018/11/2;
- Sensor-Surface: 4mm (Mechanical Surface Detection)
- Electronics: DAE3 Sn471; Calibrated: 2018/12/3
- Phantom: SAM (30deg probe tilt) with CRP v5.0_20150321; Type: QD000P40CD; Serial: TP:1874
- Measurement SW: DASY52, Version 52.8 (8);

Area Scan (51x81x1): Interpolated grid: dx=1.200 mm, dy=1.200 mm
Maximum value of SAR (interpolated) = 0.607 W/kg

Zoom Scan (5x5x7)/Cube 0: Measurement grid: dx=8mm, dy=8mm, dz=5mm
Reference Value = 7.455 V/m; Power Drift = -0.13 dB
Peak SAR (extrapolated) = 0.749 W/kg
SAR(1 g) = 0.383 W/kg; SAR(10 g) = 0.179 W/kg
Maximum value of SAR (measured) = 0.450 W/kg

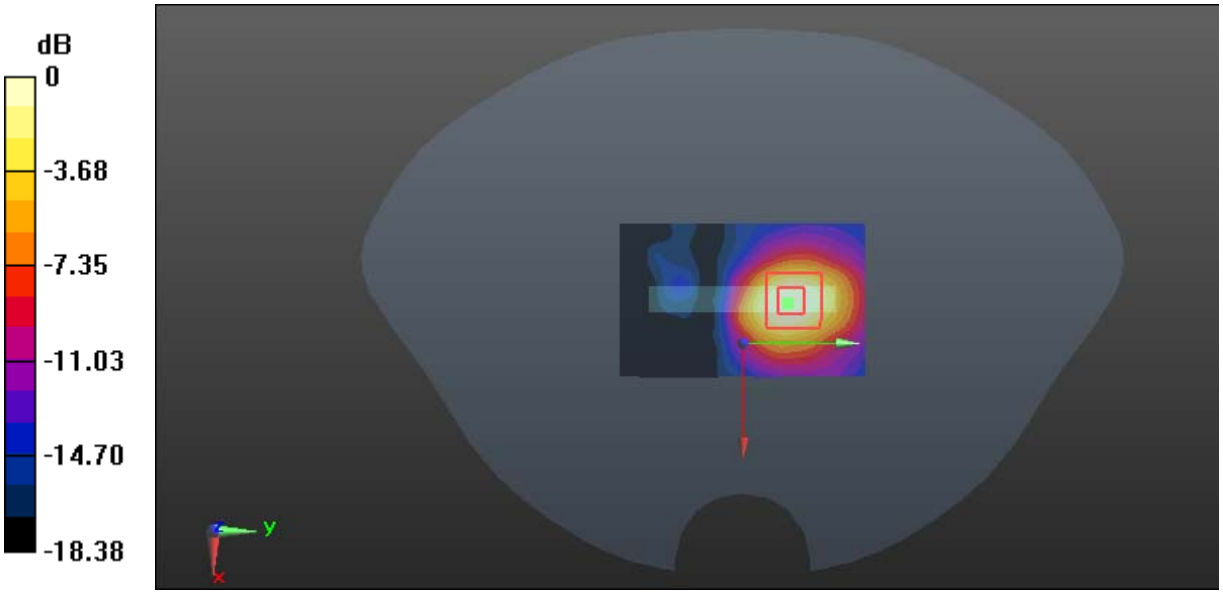

0 dB = 0.450 W/kg = -3.47 dBW/kg

Test Plot 107#: WLAN 2.4G Mode B_Head Left Cheek_High

DUT: L506; Type: L506 Single SIM; Serial: 18121000920

Communication System: IEEE 802.11b WiFi 2.4 GHz; Frequency: 2462 MHz;Duty Cycle: 1:1
Medium parameters used: f = 2462 MHz; σ = 1.821 S/m; ε_r = 39.031; ρ = 1000 kg/m^3
Phantom section: Left Section

DASY5 Configuration:

- Probe: ES3DV2 - SN3019; ConvF(4.42, 4.42, 4.42); Calibrated: 2018/11/2;
- Sensor-Surface: 4mm (Mechanical Surface Detection)
- Electronics: DAE3 Sn471; Calibrated: 2018/12/3
- Phantom: SAM (30deg probe tilt) with CRP v5.0_20150321; Type: QD000P40CD; Serial: TP:1874
- Measurement SW: DASY52, Version 52.8 (8);

Area Scan (81x131x1): Interpolated grid: dx=1.200 mm, dy=1.200 mm
Maximum value of SAR (interpolated) = 0.0917 W/kg

Zoom Scan (5x6x7)/Cube 0: Measurement grid: dx=8mm, dy=8mm, dz=5mm
Reference Value = 5.366 V/m; Power Drift = -0.14 dB
Peak SAR (extrapolated) = 0.142 W/kg
SAR(1 g) = 0.084 W/kg; SAR(10 g) = 0.048 W/kg
Maximum value of SAR (measured) = 0.0880 W/kg



0 dB = 0.0880 W/kg = -10.56 dBW/kg

Test Plot 108#: WLAN 2.4G Mode B_Head Left Tilt_High

DUT: L506; Type: L506 Single SIM; Serial: 18121000920

Communication System: IEEE 802.11b WiFi 2.4 GHz; Frequency: 2462 MHz;Duty Cycle: 1:1
Medium parameters used: f = 2462 MHz; σ = 1.821 S/m; ε_r = 39.031; ρ = 1000 kg/m^3
Phantom section: Left Section

DASY5 Configuration:

- Probe: ES3DV2 - SN3019; ConvF(4.42, 4.42, 4.42); Calibrated: 2018/11/2;
- Sensor-Surface: 4mm (Mechanical Surface Detection)
- Electronics: DAE3 Sn471; Calibrated: 2018/12/3
- Phantom: SAM (30deg probe tilt) with CRP v5.0_20150321; Type: QD000P40CD; Serial: TP:1874
- Measurement SW: DASY52, Version 52.8 (8);

Area Scan (81x131x1): Interpolated grid: dx=1.200 mm, dy=1.200 mm
Maximum value of SAR (interpolated) = 0.0736 W/kg

Zoom Scan (5x5x7)/Cube 0: Measurement grid: dx=8mm, dy=8mm, dz=5mm
Reference Value = 3.896 V/m; Power Drift = 0.03 dB
Peak SAR (extrapolated) = 0.127 W/kg
SAR(1 g) = 0.068 W/kg; SAR(10 g) = 0.038 W/kg
Maximum value of SAR (measured) = 0.0723 W/kg



0 dB = 0.0723 W/kg = -11.41 dBW/kg

Test Plot 109#: WLAN 2.4G Mode B_Head Right Cheek_High

DUT: L506; Type: L506 Single SIM; Serial: 18121000920

Communication System: IEEE 802.11b WiFi 2.4 GHz; Frequency: 2462 MHz;Duty Cycle: 1:1
Medium parameters used: f = 2462 MHz; σ = 1.821 S/m; ε_r = 39.031; ρ = 1000 kg/m^3
Phantom section: Right Section

DASY5 Configuration:

- Probe: ES3DV2 - SN3019; ConvF(4.42, 4.42, 4.42); Calibrated: 2018/11/2;
- Sensor-Surface: 4mm (Mechanical Surface Detection)
- Electronics: DAE3 Sn471; Calibrated: 2018/12/3
- Phantom: SAM (30deg probe tilt) with CRP v5.0_20150321; Type: QD000P40CD; Serial: TP:1874
- Measurement SW: DASY52, Version 52.8 (8);

Area Scan (81x131x1): Interpolated grid: dx=1.200 mm, dy=1.200 mm
Maximum value of SAR (interpolated) = 0.131 W/kg

Zoom Scan (5x5x7)/Cube 0: Measurement grid: dx=8mm, dy=8mm, dz=5mm
Reference Value = 4.079 V/m; Power Drift = 0.13 dB
Peak SAR (extrapolated) = 0.254 W/kg
SAR(1 g) = 0.127 W/kg; SAR(10 g) = 0.066 W/kg
Maximum value of SAR (measured) = 0.135 W/kg

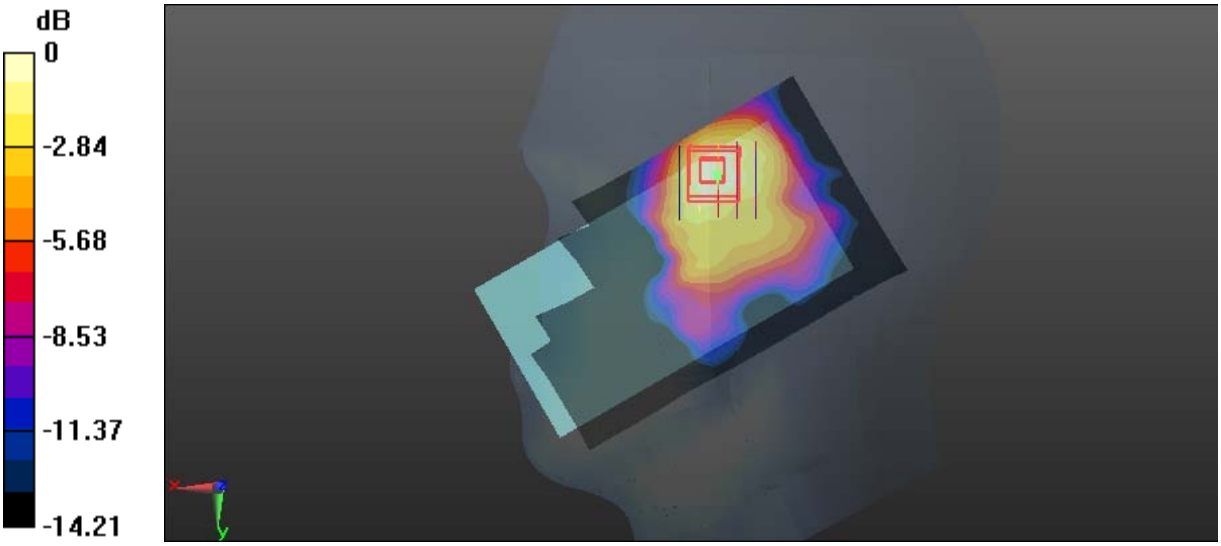

0 dB = 0.135 W/kg = -8.70 dBW/kg

Test Plot 110#: WLAN 2.4G Mode B_Head Right Tilt_High

DUT: L506; Type: L506 Single SIM; Serial: 18121000920

Communication System: IEEE 802.11b WiFi 2.4 GHz; Frequency: 2462 MHz;Duty Cycle: 1:1
Medium parameters used: f = 2462 MHz; σ = 1.821 S/m; ε_r = 39.031; ρ = 1000 kg/m^3
Phantom section: Right Section

DASY5 Configuration:

- Probe: ES3DV2 - SN3019; ConvF(4.42, 4.42, 4.42); Calibrated: 2018/11/2;
- Sensor-Surface: 4mm (Mechanical Surface Detection)
- Electronics: DAE3 Sn471; Calibrated: 2018/12/3
- Phantom: SAM (30deg probe tilt) with CRP v5.0_20150321; Type: QD000P40CD; Serial: TP:1874
- Measurement SW: DASY52, Version 52.8 (8);

Area Scan (81x131x1): Interpolated grid: dx=1.200 mm, dy=1.200 mm
Maximum value of SAR (interpolated) = 0.128 W/kg

Zoom Scan (6x6x7)/Cube 0: Measurement grid: dx=8mm, dy=8mm, dz=5mm
Reference Value = 3.698 V/m; Power Drift = -0.12 dB
Peak SAR (extrapolated) = 0.204 W/kg
SAR(1 g) = 0.116 W/kg; SAR(10 g) = 0.064 W/kg
Maximum value of SAR (measured) = 0.131 W/kg

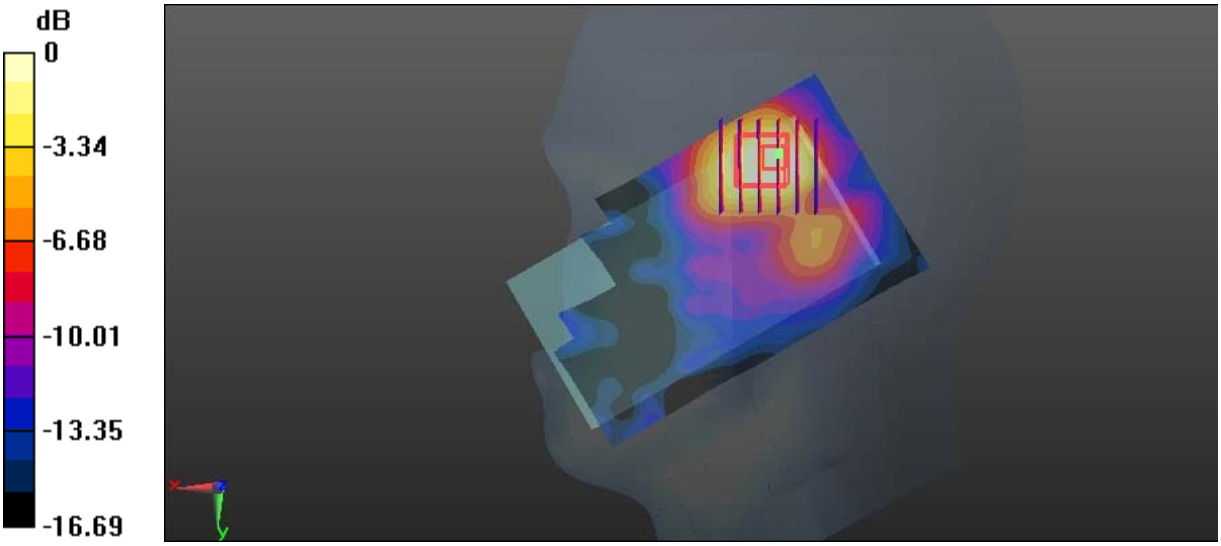

0 dB = 0.131 W/kg = -8.83 dBW/kg

Test Plot 111#: WLAN 2.4G Mode B_Body Back_High

DUT: L506; Type: L506 Single SIM; Serial: 18121000920

Communication System: IEEE 802.11b WiFi 2.4 GHz; Frequency: 2462 MHz;Duty Cycle: 1:1
Medium parameters used: f = 2462 MHz; σ = 1.974 S/m; ε_r = 53.914; ρ = 1000 kg/m^3
Phantom section: Flat Section

DASY5 Configuration:

- Probe: ES3DV2 - SN3019; ConvF(3.98, 3.98, 3.98); Calibrated: 2018/11/2;
- Sensor-Surface: 4mm (Mechanical Surface Detection)
- Electronics: DAE3 Sn471; Calibrated: 2018/12/3
- Phantom: SAM (30deg probe tilt) with CRP v5.0_20150321; Type: QD000P40CD; Serial: TP:1874
- Measurement SW: DASY52, Version 52.8 (8);

Area Scan (81x141x1): Interpolated grid: dx=1.200 mm, dy=1.200 mm
Maximum value of SAR (interpolated) = 0.133 W/kg

Zoom Scan (5x5x7)/Cube 0: Measurement grid: dx=8mm, dy=8mm, dz=5mm
Reference Value = 3.287 V/m; Power Drift = 0.18 dB
Peak SAR (extrapolated) = 0.309 W/kg
SAR(1 g) = 0.106 W/kg; SAR(10 g) = 0.046 W/kg
Maximum value of SAR (measured) = 0.131 W/kg

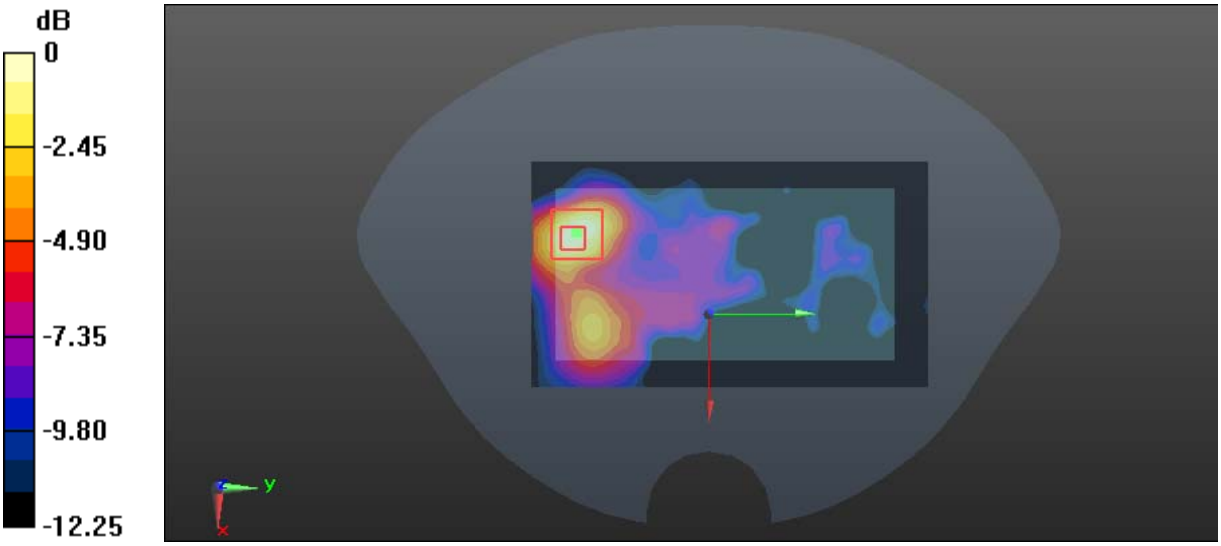

0 dB = 0.131 W/kg = -8.83 dBW/kg

Test Plot 112#: WLAN 2.4G Mode B_Body Left_High

DUT: L506; Type: L506 Single SIM; Serial: 18121000920

Communication System: IEEE 802.11b WiFi 2.4 GHz; Frequency: 2462 MHz;Duty Cycle: 1:1
Medium parameters used: f = 2462 MHz; σ = 1.974 S/m; ε_r = 53.914; ρ = 1000 kg/m^3
Phantom section: Flat Section

DASY5 Configuration:

- Probe: ES3DV2 - SN3019; ConvF(3.98, 3.98, 3.98); Calibrated: 2018/11/2;
- Sensor-Surface: 4mm (Mechanical Surface Detection)
- Electronics: DAE3 Sn471; Calibrated: 2018/12/3
- Phantom: SAM (30deg probe tilt) with CRP v5.0_20150321; Type: QD000P40CD; Serial: TP:1874
- Measurement SW: DASY52, Version 52.8 (8);

Area Scan (51x151x1): Interpolated grid: dx=1.200 mm, dy=1.200 mm
Maximum value of SAR (interpolated) = 0.0389 W/kg

Zoom Scan (6x7x7)/Cube 0: Measurement grid: dx=8mm, dy=8mm, dz=5mm
Reference Value = 2.886 V/m; Power Drift = 0.16 dB
Peak SAR (extrapolated) = 0.128 W/kg
SAR(1 g) = 0.036 W/kg; SAR(10 g) = 0.016 W/kg
Maximum value of SAR (measured) = 0.0488 W/kg

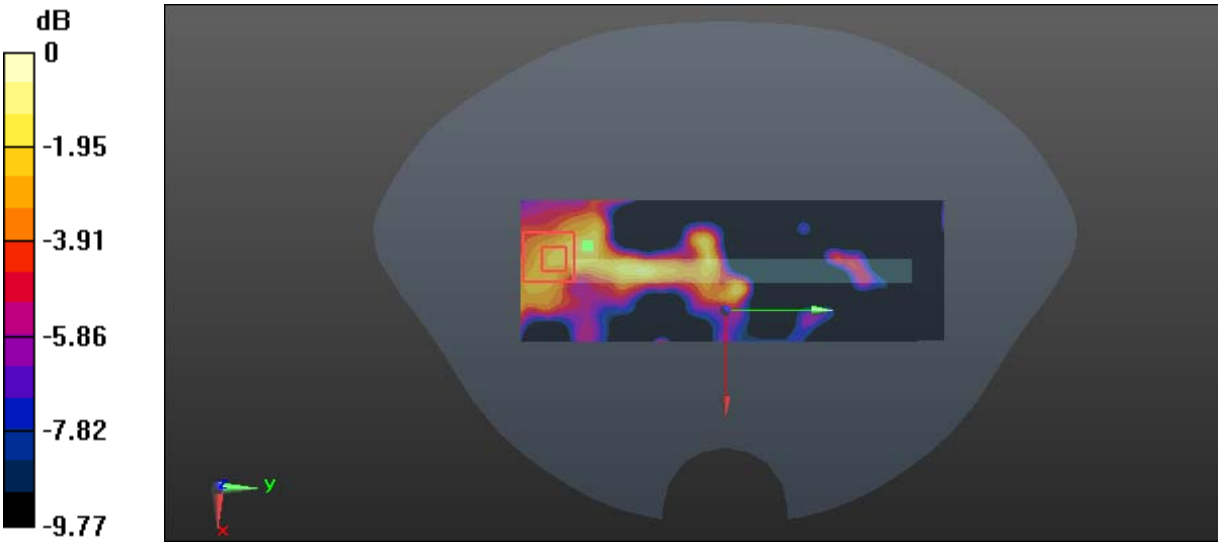

0 dB = 0.0488 W/kg = -13.12 dBW/kg

Test Plot 113#: WLAN 2.4G Mode B_Body Top_High

DUT: L506; Type: L506 Single SIM; Serial: 18121000920

Communication System: IEEE 802.11b WiFi 2.4 GHz; Frequency: 2462 MHz;Duty Cycle: 1:1
Medium parameters used: f = 2462 MHz; σ = 1.974 S/m; ε_r = 53.914; ρ = 1000 kg/m^3
Phantom section: Flat Section

DASY5 Configuration:

- Probe: ES3DV2 - SN3019; ConvF(3.98, 3.98, 3.98); Calibrated: 2018/11/2;
- Sensor-Surface: 4mm (Mechanical Surface Detection)
- Electronics: DAE3 Sn471; Calibrated: 2018/12/3
- Phantom: SAM (30deg probe tilt) with CRP v5.0_20150321; Type: QD000P40CD; Serial: TP:1874
- Measurement SW: DASY52, Version 52.8 (8);

Area Scan (51x81x1): Interpolated grid: dx=1.200 mm, dy=1.200 mm
Maximum value of SAR (interpolated) = 0.0477 W/kg

Zoom Scan (7x6x7)/Cube 0: Measurement grid: dx=8mm, dy=8mm, dz=5mm
Reference Value = 2.801 V/m; Power Drift = -0.01 dB
Peak SAR (extrapolated) = 0.0780 W/kg
SAR(1 g) = 0.034 W/kg; SAR(10 g) = 0.013 W/kg
Maximum value of SAR (measured) = 0.0728 W/kg

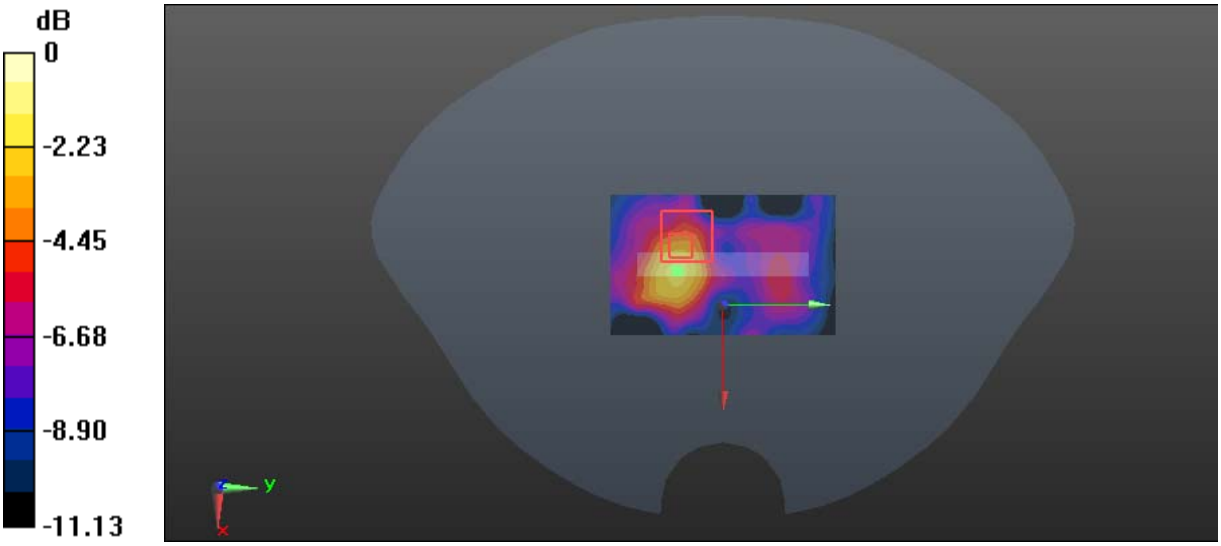

0 dB = 0.0728 W/kg = -11.38 dBW/kg