1. Effective (Isotropic) Radiated Power Output Data

1.1 Test Result

Test Band: 13 _ 5MHz Bandwidth												
Modulation	RB Allocation		Conducted Power (dBm)			Antenna gain		ERP(dBm)			Limit (dBm)	Verdict
	Size	Offset	LCH	MCH	HCH	(dBd)	(dBi)	LCH	MCH	HCH		
QPSK	1	0	22.25	22.29	22.27	2.85	5.00	25.1	25.14	25.12	34.77	PASS
		13	22.26	22.22	22.24	2.85	5.00	25.11	25.07	25.09	34.77	PASS
		24	22.13	22.13	22.17	2.85	5.00	24.98	24.98	25.02	34.77	PASS
	12	0	21.30	21.35	21.28	2.85	5.00	24.15	24.2	24.13	34.77	PASS
		6	21.28	21.18	21.29	2.85	5.00	24.13	24.03	24.14	34.77	PASS
		13	21.26	21.34	21.32	2.85	5.00	24.11	24.19	24.17	34.77	PASS
	25	0	21.26	21.27	21.33	2.85	5.00	24.11	24.12	24.18	34.77	PASS
16QAM	1		21.48	21.43	21.06	2.85	5.00	24.33	24.28	23.91	34.77	PASS
		13	21.41	21.38	21.09	2.85	5.00	24.26	24.23	23.94	34.77	PASS
		24	21.33	21.36	20.99	2.85	5.00	24.18	24.21	23.84	34.77	PASS
	12	0	20.35	20.52	20.31	2.85	5.00	23.2	23.37	23.16	34.77	PASS
		6	20.36	20.44	20.34	2.85	5.00	23.21	23.29	23.19	34.77	PASS
		13	20.34	20.44	20.35	2.85	5.00	23.19	23.29	23.2	34.77	PASS
	25	0	20.34	20.29	20.31	2.85	5.00	23.19	23.14	23.16	34.77	PASS

Note:
1) dBd = dBi - 2.15
2) EIRP = Conducted output power + Antenna gain (dBi)
3) ERP = Conducted output power + Antenna gain (dBd)

Test Band: 13 _ 10MHz Bandwidth												
Modulation	RB Allocation		Conducted Power (dBm)			Antenna gain		ERP(dBm)			Limit (dBm)	Verdict
	Size	Offset	LCH	MCH	HCH	(dBd)	(dBi)	LCH	MCH	HCH		
QPSK	1	0	/	22.00	/	2.85	5.00	/	24.85	/	34.77	PASS
		25	/	21.98	/	2.85	5.00	/	24.83	/	34.77	PASS
		49	/	21.57	/	2.85	5.00	/	24.42	/	34.77	PASS
	25	0	/	21.30	/	2.85	5.00	/	24.15	/	34.77	PASS
		13	/	21.28	/	2.85	5.00	/	24.13	/	34.77	PASS
		25	/	21.15	/	2.85	5.00	/	24	/	34.77	PASS
	50	0	/	21.25	/	2.85	5.00	/	24.1	/	34.77	PASS
16QAM	1		/	21.55	/	2.85	5.00	/	24.4	/	34.77	PASS
		25	/	21.52	/	2.85	5.00	/	24.37	/	34.77	PASS
		49	/	21.08	/	2.85	5.00	/	23.93	/	34.77	PASS
	25	0	/	20.42	/	2.85	5.00	/	23.27	/	34.77	PASS
		13	/	20.46	/	2.85	5.00	/	23.31	/	34.77	PASS
		25	/	20.35	/	2.85	5.00	/	23.2	/	34.77	PASS
	50	0	/	20.30	/	2.85	5.00	/	23.15	/	34.77	PASS

Note:
1) dBd = dBi - 2.15
2) EIRP = Conducted output power + Antenna gain (dBi)
3) ERP = Conducted output power + Antenna gain (dBd)

2. Frequency stability

2.1 Test Result

Test Band: 13 _ 5MHz Bandwidth (Frequency Error VS. Voltage)												
Test Mode	RB Allocation		Test Temp.	Test Volt.	Freq. Error (Hz)			Freq. vs. rated (ppm)			Limit (ppm)	Verdict
	Size	Offset			LCH	MCH	HCH	LCH	MCH	HCH		
QPSK	25	0	NT	LV	0.0000	1.0000	1.0000	0.0009	0.0023	0.0013	2.50	PASS
				NV	1.0000	1.0000	1.0000	0.0014	0.0020	0.0020	2.50	PASS
				HV	1.0000	1.0000	1.0000	0.0013	0.0021	0.0019	2.50	PASS
16QAM	25	0	NT	LV	2.0000	1.0000	1.0000	0.0032	0.0018	0.0022	2.50	PASS
				NV	1.0000	0.0000	1.0000	0.0019	0.0009	0.0025	2.50	PASS
				HV	1.0000	1.0000	1.0000	0.0017	0.0020	0.0017	2.50	PASS

Test Band: 13 _ 5MHz Bandwidth (Frequency Error VS. Temperature)												
Test Mode	RB Allocation		Test Volt.	Test Temp.	Freq. Error (Hz)			Freq. vs. rated (ppm)			Limit (ppm)	Verdict
	Size	Offset			LCH	MCH	HCH	LCH	MCH	HCH		
QPSK	25	0	NV	-30.00	1.0000	1.0000	1.0000	0.0015	0.0025	0.0022	2.50	PASS
				-20.00	0.0000	2.0000	1.0000	0.0010	0.0029	0.0018	2.50	PASS
				-10.00	1.0000	0.0000	1.0000	0.0017	0.0012	0.0023	2.50	PASS
				0.00	0.0000	2.0000	0.0000	0.0004	0.0037	0.0006	2.50	PASS
				10.00	1.0000	2.0000	1.0000	0.0024	0.0037	0.0020	2.50	PASS
				20.00	1.0000	1.0000	0.0000	0.0022	0.0022	0.0011	2.50	PASS
				30.00	0.0000	1.0000	1.0000	0.0010	0.0018	0.0021	2.50	PASS
				40.00	2.0000	2.0000	0.0000	0.0026	0.0031	0.0006	2.50	PASS
				50.00	1.0000	1.0000	1.0000	0.0020	0.0023	0.0020	2.50	PASS
16QAM	25	0	NV	-30.00	1.0000	0.0000	1.0000	0.0019	0.0011	0.0013	2.50	PASS
				-20.00	2.0000	0.0000	1.0000	0.0028	0.0006	0.0014	2.50	PASS
				-10.00	0.0000	2.0000	2.0000	0.0010	0.0032	0.0026	2.50	PASS
				0.00	0.0000	1.0000	0.0000	0.0010	0.0013	0.0006	2.50	PASS
				10.00	2.0000	2.0000	2.0000	0.0033	0.0028	0.0027	2.50	PASS
				20.00	0.0000	1.0000	1.0000	0.0013	0.0021	0.0018	2.50	PASS
				30.00	1.0000	1.0000	2.0000	0.0021	0.0013	0.0028	2.50	PASS
				40.00	2.0000	0.0000	1.0000	0.0038	0.0012	0.0017	2.50	PASS
				50.00	1.0000	2.0000	2.0000	0.0019	0.0028	0.0028	2.50	PASS

Test Band: 13 _ 10MHz Bandwidth (Frequency Error VS. Voltage)												
Test Mode	RB Allocation		Test Temp.	Test Volt.	Freq. Error (Hz)			Freq. vs. rated (ppm)			Limit (ppm)	Verdict
	Size	Offset			LCH	MCH	HCH	LCH	MCH	HCH		
QPSK	50	0	NT	LV	/	0.0000	/	/	0.0008	/	2.50	PASS
				NV	/	1.0000	/	/	0.0015	/	2.50	PASS
				HV	/	0.0000	/	/	0.0009	/	2.50	PASS
16QAM	50	0	NT	LV	/	2.0000	/	/	0.0036	/	2.50	PASS
				NV	/	2.0000	/	/	0.0028	/	2.50	PASS
				HV	/	1.0000	/	/	0.0019	/	2.50	PASS

Test Band: 13 _ 10MHz Bandwidth (Frequency Error VS. Temperature)												
Test Mode	RB Allocation		Test Volt.	Test Temp.	Freq. Error (Hz)			Freq. vs. rated (ppm)			Limit (ppm)	Verdict
	Size	Offset			LCH	MCH	HCH	LCH	MCH	HCH		
QPSK	50	0	NV	-30.00	/	1.0000	/	/	0.0014	/	2.50	PASS
				-20.00	/	0.0000	/	/	0.0008	/	2.50	PASS
				-10.00	/	1.0000	/	/	0.0017	/	2.50	PASS
				0.00	/	0.0000	/	/	-0.0001	/	2.50	PASS
				10.00	/	0.0000	/	/	0.0006	/	2.50	PASS

				20.00	/	0.0000	/	/	-0.0001	/	2.50	PASS
				30.00	/	0.0000	/	/	0.0001	/	2.50	PASS
				40.00	/	0.0000	/	/	0.0012	/	2.50	PASS
				50.00	/	1.0000	/	/	0.0013	/	2.50	PASS
16QAM	50	0	NV	-30.00	/	1.0000	/	/	0.0024	/	2.50	PASS
				-20.00	/	2.0000	/	/	0.0026	/	2.50	PASS
				-10.00	/	2.0000	/	/	0.0036	/	2.50	PASS
				0.00	/	2.0000	/	/	0.0031	/	2.50	PASS
				10.00	/	1.0000	/	/	0.0024	/	2.50	PASS
				20.00	/	1.0000	/	/	0.0023	/	2.50	PASS
				30.00	/	1.0000	/	/	0.0019	/	2.50	PASS
				40.00	/	0.0000	/	/	0.0001	/	2.50	PASS
				50.00	/	0.0000	/	/	-0.0007	/	2.50	PASS

3. Modulation Characteristics

3.1 Test Graph

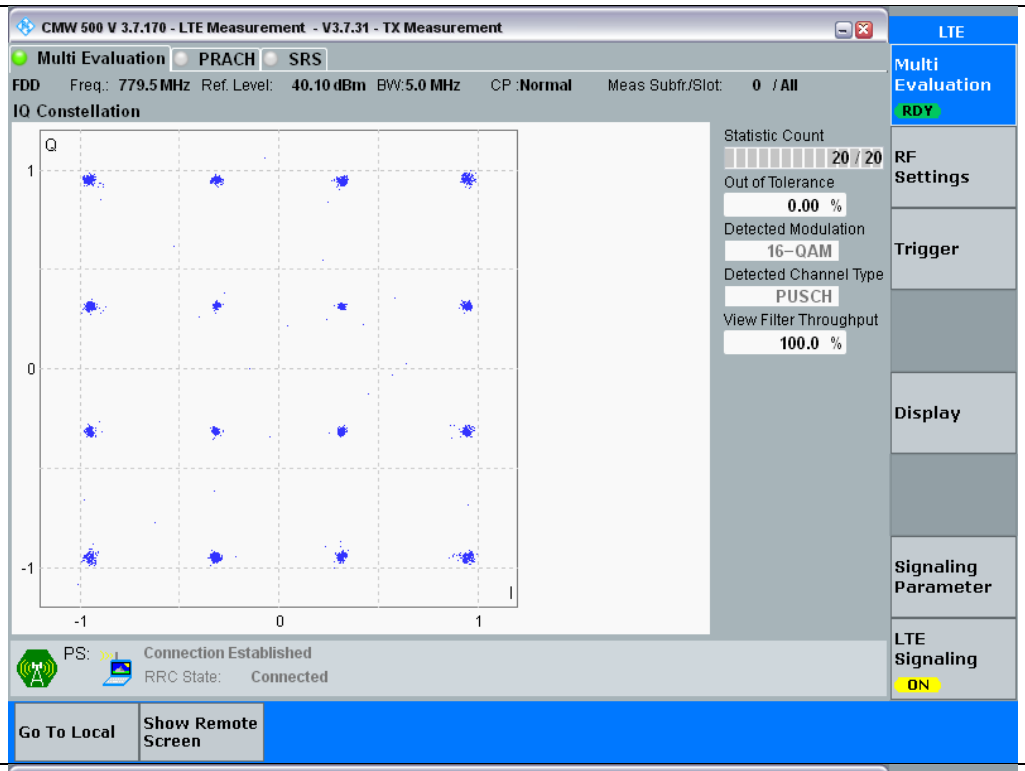

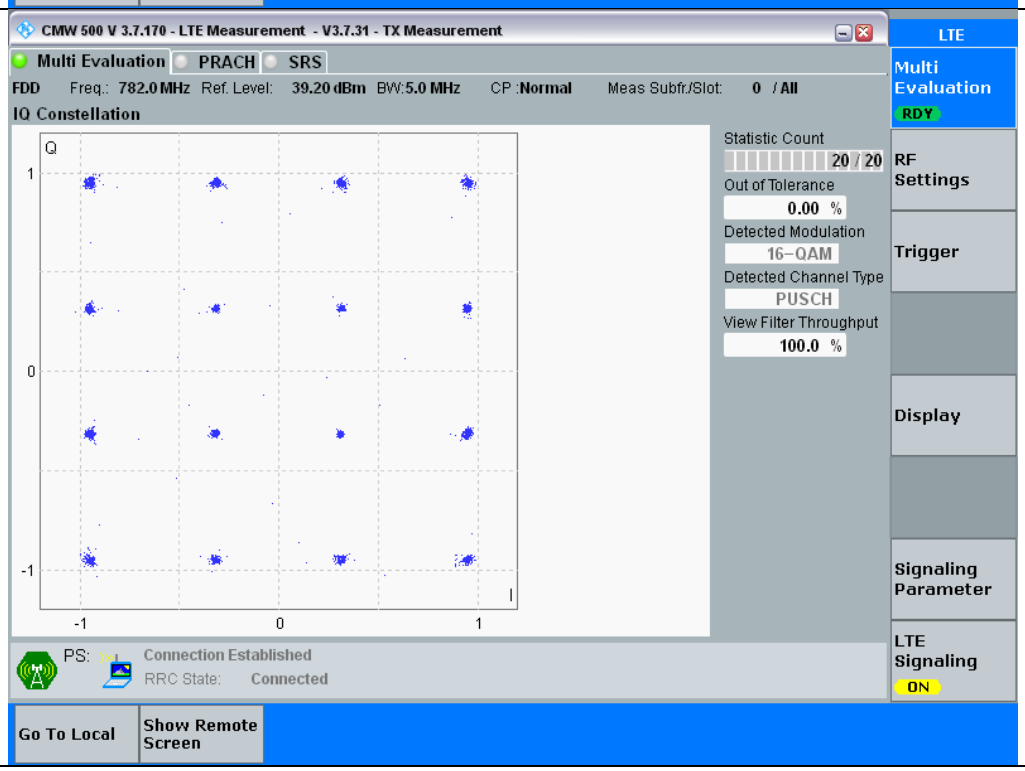

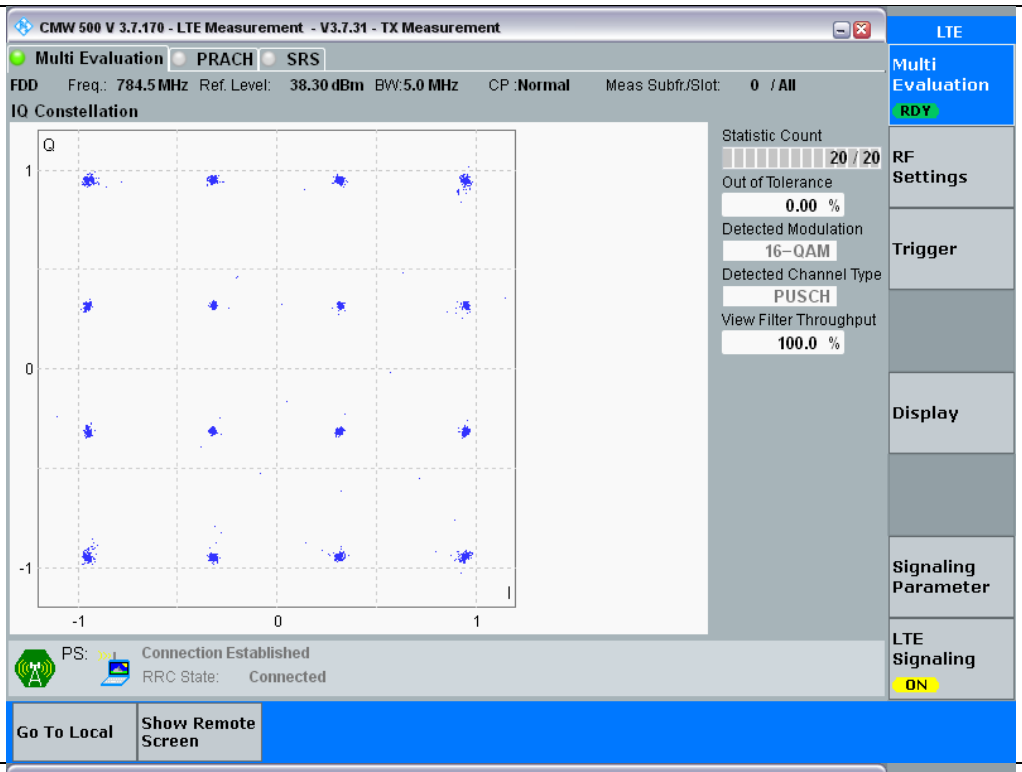
CMW 500 V 3.7.170 - LTE Measurement - V3.7.31 - TX Measurement
Multi Evaluation
PRACH
SRS
FDD Freq.: 784.5 MHz Ref. Level: 38.30 dBm BW:5.0 MHz CP :Normal Meas Subfr./Slot: 0 / All
IQ Constellation
Statistic Count
20 / 20
Out of Tolerance
0.00 %
Detected Modulation
16-QAM
Detected Channel Type
PUSCH
View Filter Throughput
100.0 %
PS:
Connection Established
RRC State: Connected
LTE
Multi Evaluation
RDY
RF Settings
Trigger
Display
Signaling Parameter
LTE Signaling
ON
Go To Local
Show Remote Screen

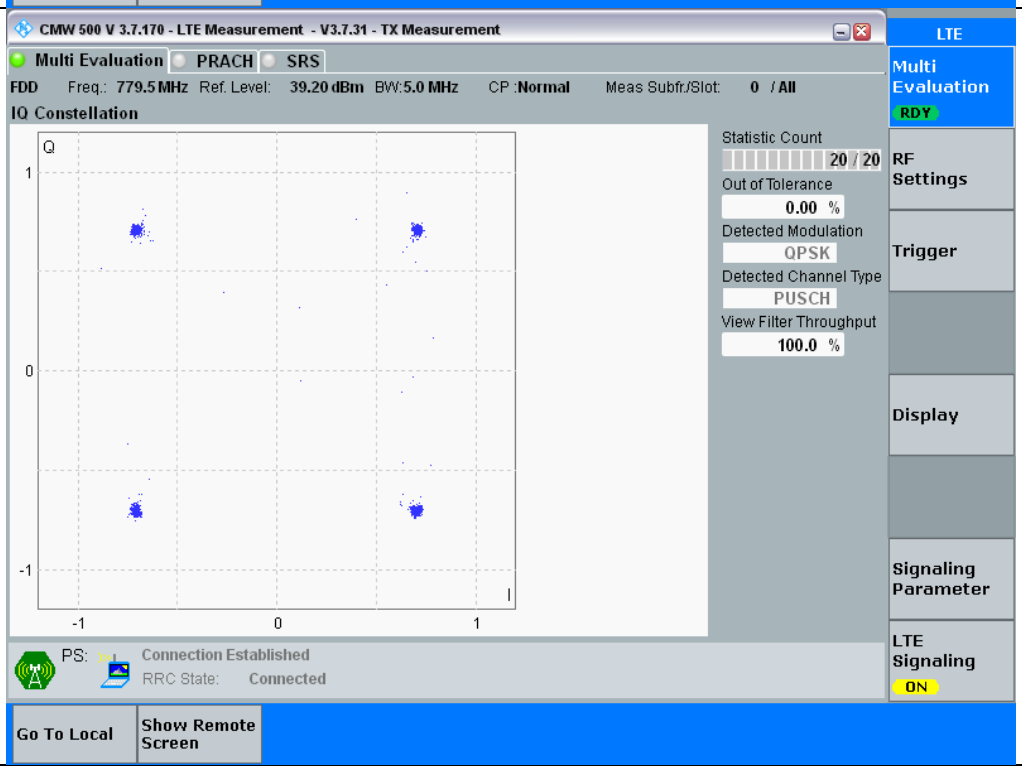
CMW 500 V 3.7.170 - LTE Measurement - V3.7.31 - TX Measurement
Multi Evaluation
PRACH
SRS
FDD Freq.: 779.5 MHz Ref. Level: 39.20 dBm BW:5.0 MHz CP :Normal Meas Subfr./Slot: 0 / All
IQ Constellation
Statistic Count
20 / 20
Out of Tolerance
0.00 %
Detected Modulation
QPSK
Detected Channel Type
PUSCH
View Filter Throughput
100.0 %
PS:
Connection Established
RRC State: Connected
LTE
Multi Evaluation
RDY
RF Settings
Trigger
Display
Signaling Parameter
LTE Signaling
ON
Go To Local
Show Remote Screen

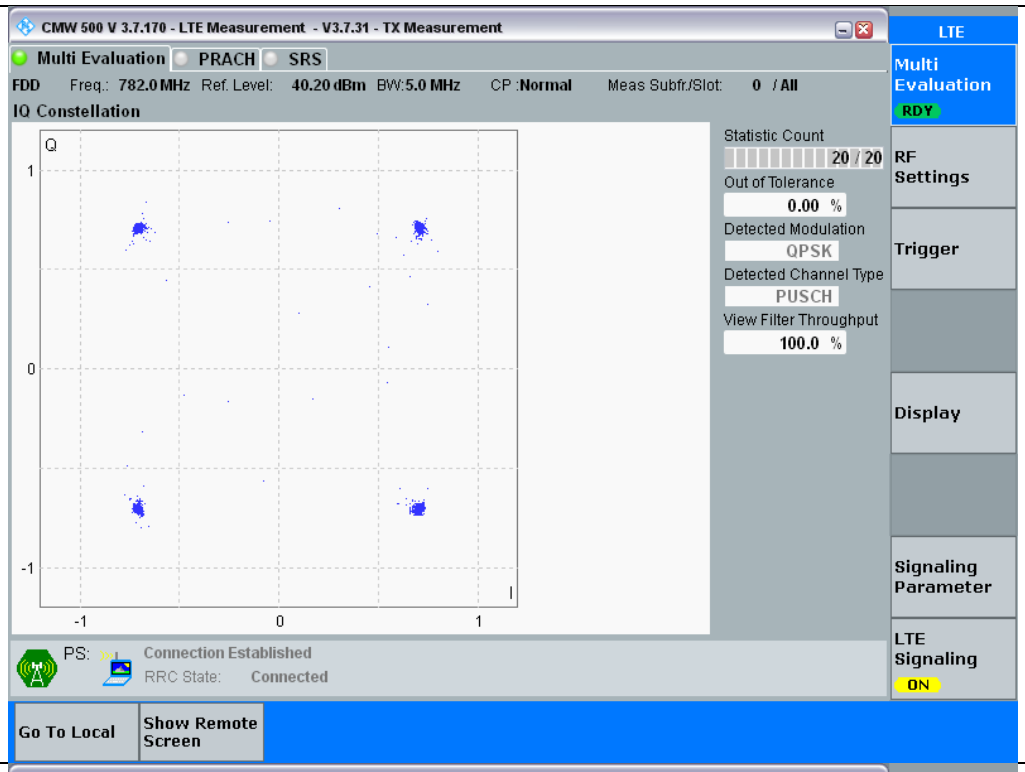

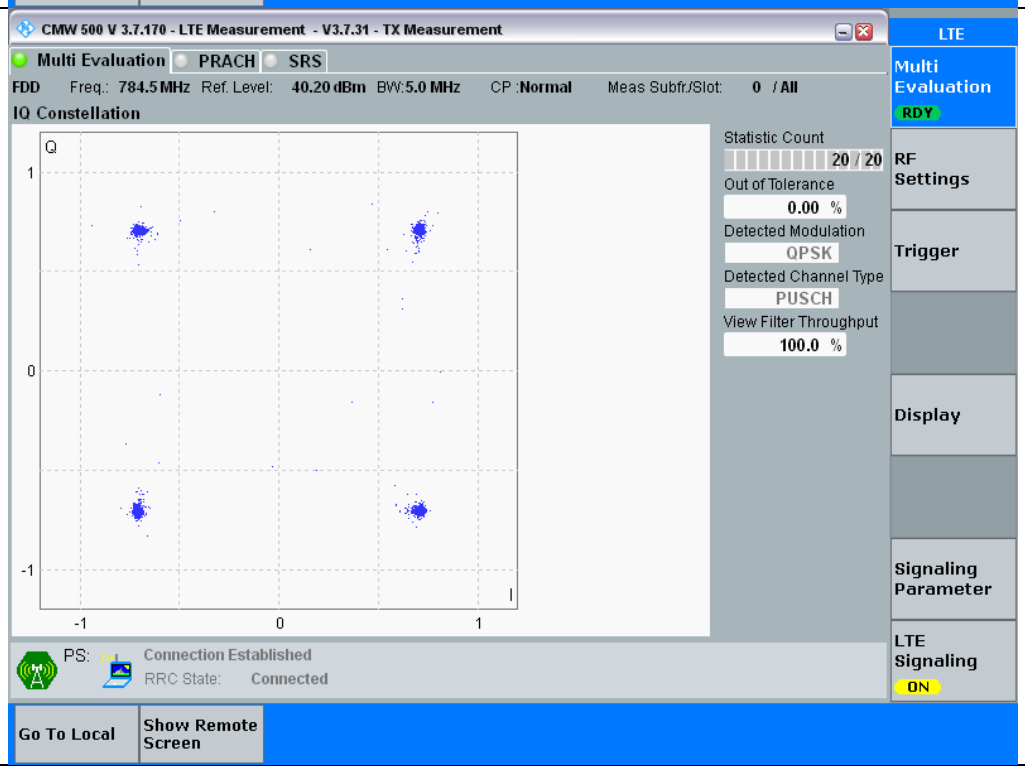

3.1 Test Graph

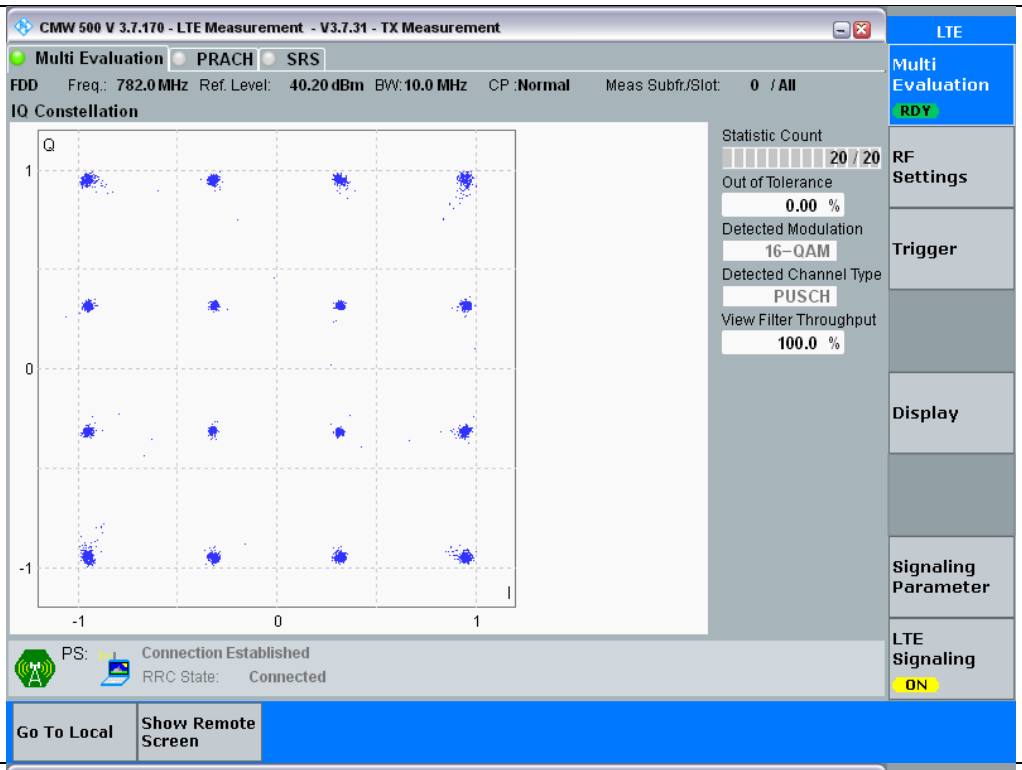
CMW 500 V 3.7.170 - LTE Measurement - V3.7.31 - TX Measurement
Multi Evaluation
PRACH
SRS
FDD Freq.: 782.0 MHz Ref. Level: 40.20 dBm BW: 10.0 MHz CP: Normal Meas Subfr./Slot: 0 / All
IQ Constellation
Q
1
0
-1
-1
0
1
I
Statistic Count
20 / 20
Out of Tolerance
0.00 %
Detected Modulation
16-QAM
Detected Channel Type
PUSCH
View Filter Throughput
100.0 %
PS:
Connection Established
RRC State: Connected
LTE
Multi Evaluation
RDY
RF Settings
Trigger
Display
Signaling Parameter
LTE Signaling
ON
Go To Local
Show Remote Screen

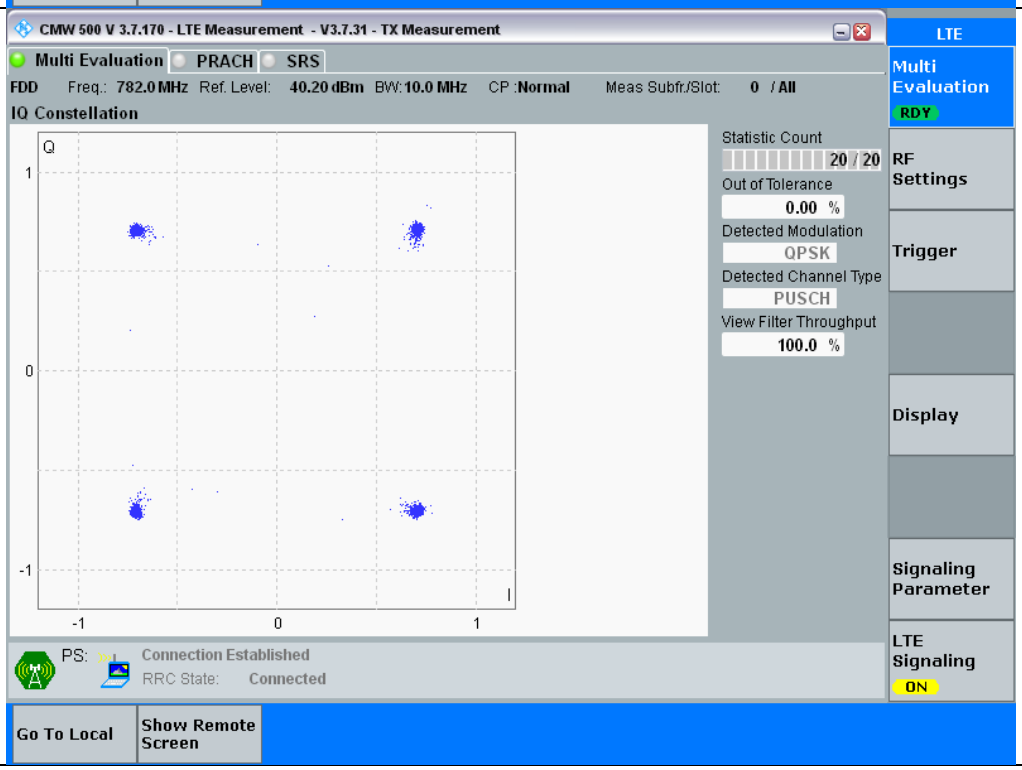
CMW 500 V 3.7.170 - LTE Measurement - V3.7.31 - TX Measurement
Multi Evaluation
PRACH
SRS
FDD Freq.: 782.0 MHz Ref. Level: 40.20 dBm BW: 10.0 MHz CP: Normal Meas Subfr./Slot: 0 / All
IQ Constellation
Q
1
0
-1
-1
0
1
I
Statistic Count
20 / 20
Out of Tolerance
0.00 %
Detected Modulation
QPSK
Detected Channel Type
PUSCH
View Filter Throughput
100.0 %
PS:
Connection Established
RRC State: Connected
LTE
Multi Evaluation
RDY
RF Settings
Trigger
Display
Signaling Parameter
LTE Signaling
ON
Go To Local
Show Remote Screen

4. 99% & 26dB Bandwidth

4.1 Test Result

Test Band: 13 _ 5MHz Bandwidth							
Test Mode	RB Allocation		99% Occupied Bandwidth (MHz)			Limit	Verdict
	Size	Offset	LCH	MCH	HCH		
QPSK	25	0	4.560	4.550	4.550	N/A	PASS
16QAM	25	0	4.560	4.580	4.540	N/A	PASS

4.2 Test Graph

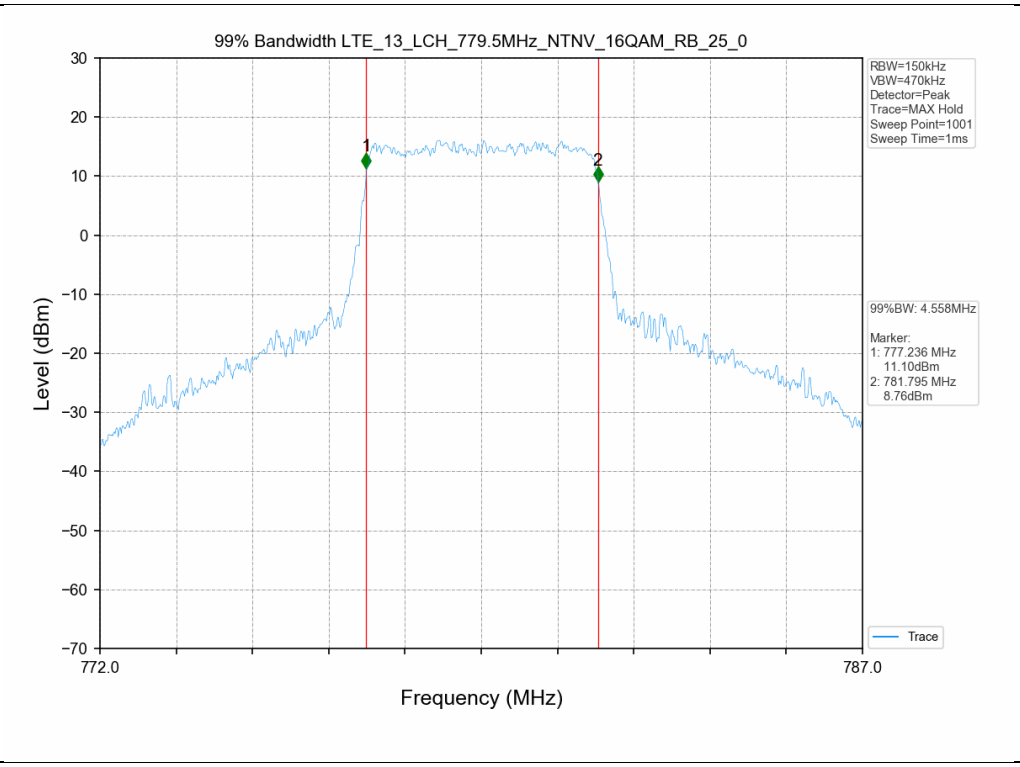

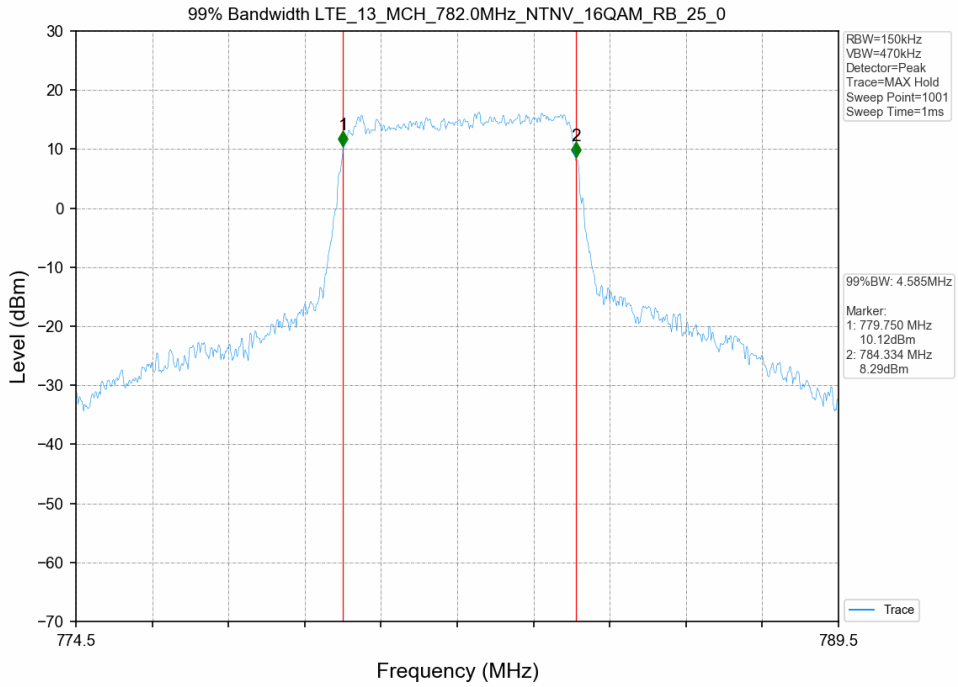
99% Bandwidth LTE_13_MCH_782.0MHz_NTNV_16QAM_RB_25_0
RBW=150kHz
VBW=470kHz
Detector=Peak
Trace=MAX Hold
Sweep Point=1001
Sweep Time=1ms
99%BW: 4.585MHz
Marker:
1: 779.750 MHz
10.12dBm
2: 784.334 MHz
8.29dBm
Trace
Level (dBm)
Frequency (MHz)
774.5
789.5

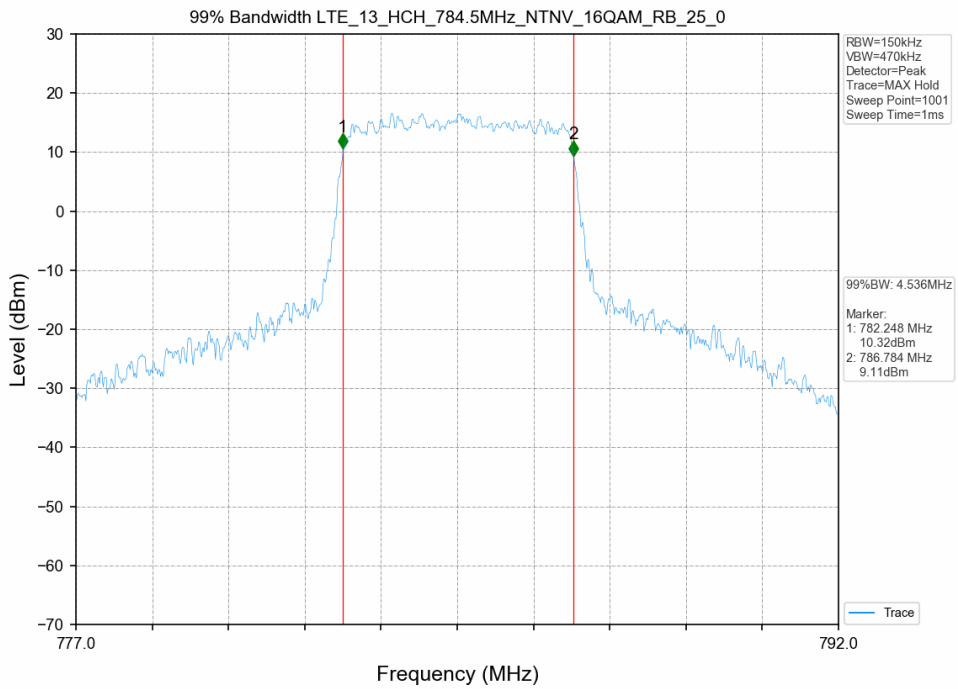
99% Bandwidth LTE_13_HCH_784.5MHz_NTNV_16QAM_RB_25_0
RBW=150kHz
VBW=470kHz
Detector=Peak
Trace=MAX Hold
Sweep Point=1001
Sweep Time=1ms
99%BW: 4.536MHz
Marker:
1: 782.248 MHz
10.32dBm
2: 786.784 MHz
9.11dBm
Trace
Level (dBm)
Frequency (MHz)
777.0
792.0

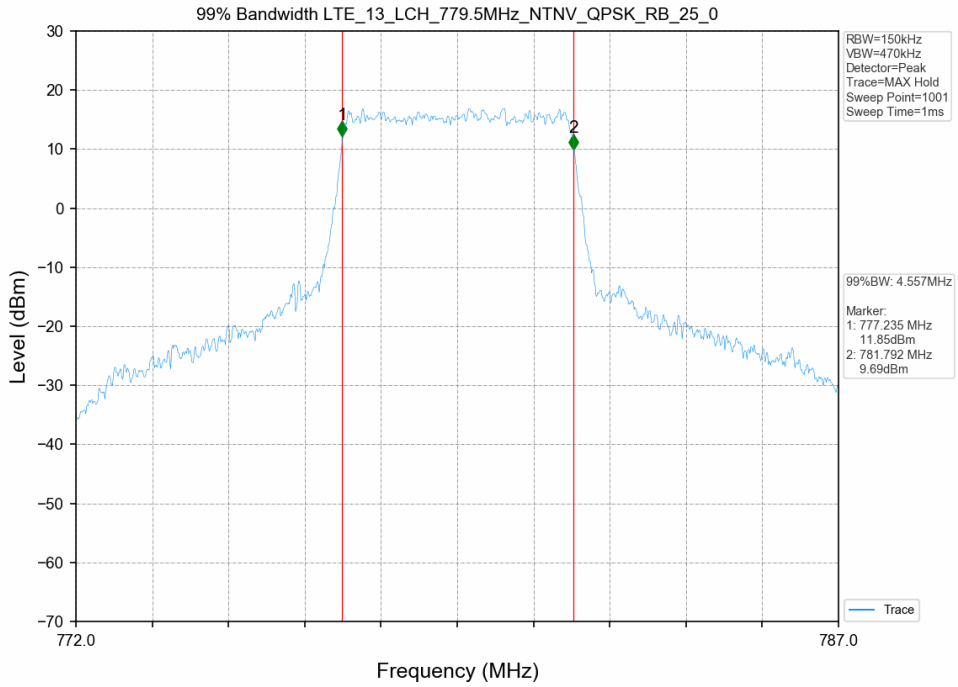
99% Bandwidth LTE_13_LCH_779.5MHz_NTNV_QPSK_RB_25_0
RBW=150kHz
VBW=470kHz
Detector=Peak
Trace=MAX Hold
Sweep Point=1001
Sweep Time=1ms
99%BW: 4.557MHz
Marker:
1: 777.235 MHz
11.85dBm
2: 781.792 MHz
9.69dBm
Trace
Level (dBm)
Frequency (MHz)
772.0
787.0

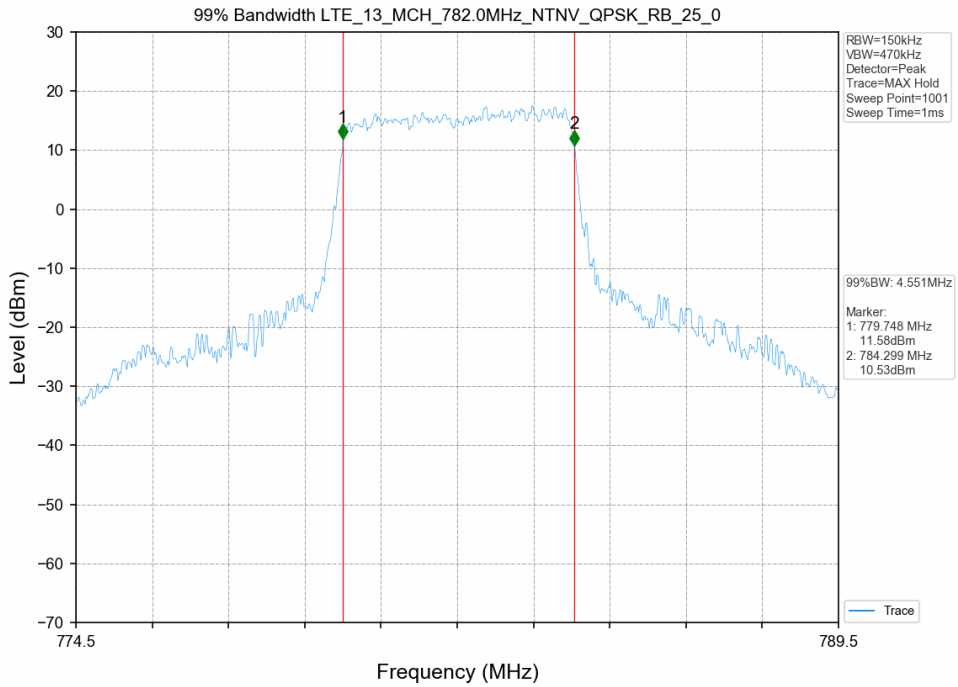
99% Bandwidth LTE_13_MCH_782.0MHz_NTNV_QPSK_RB_25_0
RBW=150kHz
VBW=470kHz
Detector=Peak
Trace=MAX Hold
Sweep Point=1001
Sweep Time=1ms
99%BW: 4.551MHz
Marker:
1: 779.748 MHz
11.58dBm
2: 784.299 MHz
10.53dBm
Trace
Level (dBm)
Frequency (MHz)
774.5
789.5

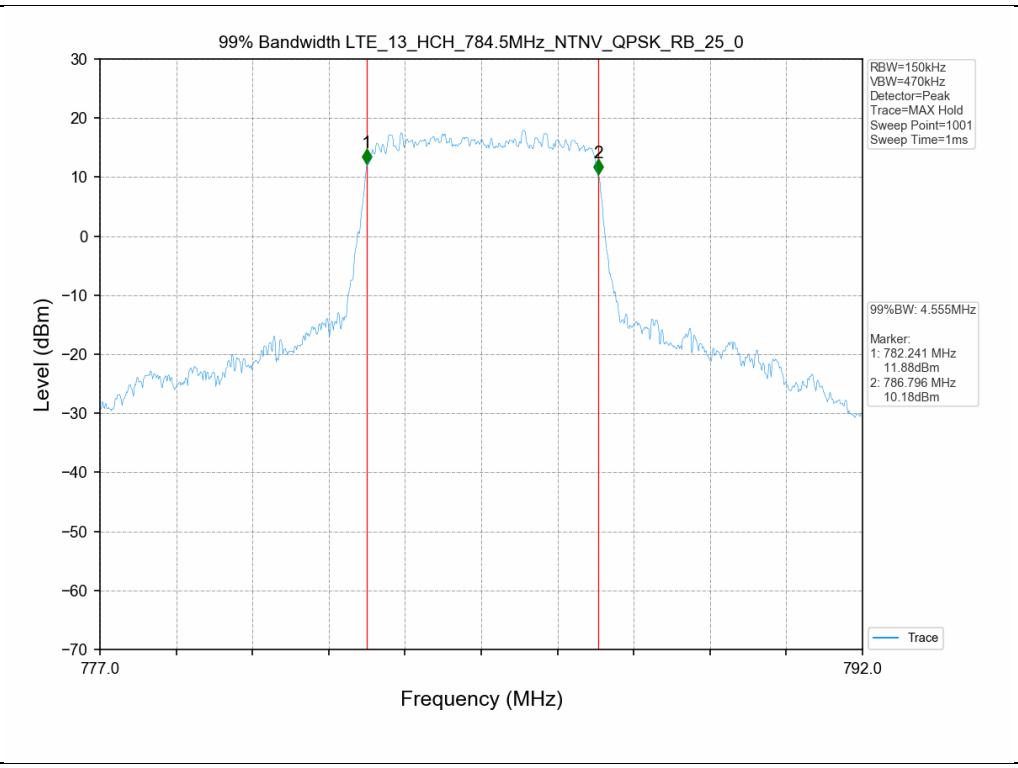

Test Band: 13 _ 5MHz Bandwidth							
Test Mode	RB Allocation		26dB Bandwidth (MHz)			Limit	Verdict
	Size	Offset	LCH	MCH	HCH		
QPSK	25	0	5.230	5.260	5.160	N/A	PASS
16QAM	25	0	5.250	5.210	5.140	N/A	PASS

4.2 Test Graph

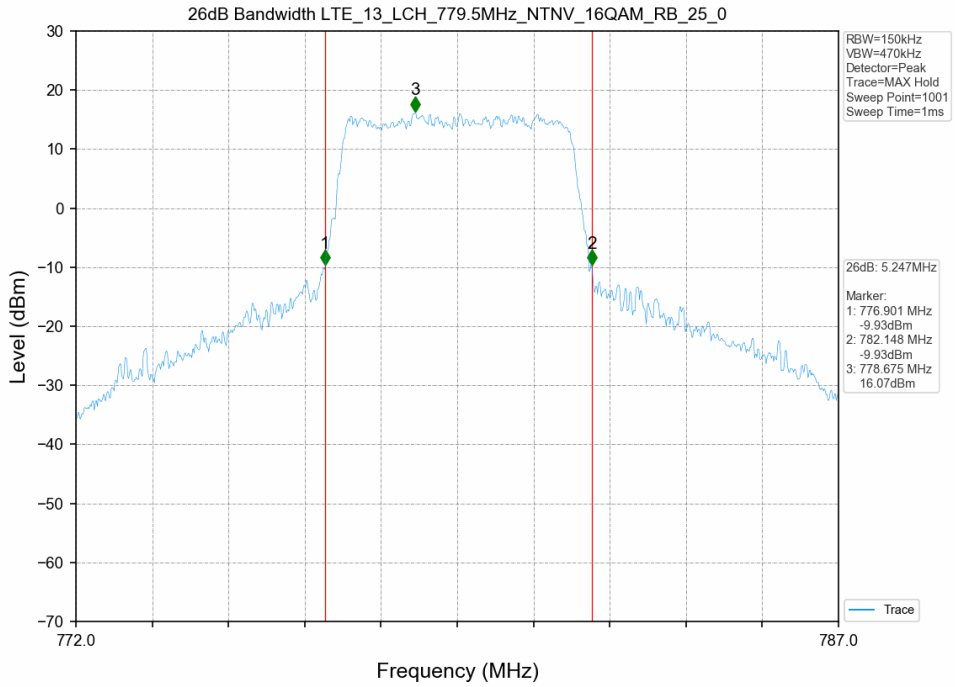
26dB Bandwidth LTE_13_LCH_779.5MHz_NTNV_16QAM_RB_25_0
RBW=150kHz
VBW=470kHz
Detector=Peak
Trace=MAX Hold
Sweep Point=1001
Sweep Time=1ms
26dB: 5.247MHz
Marker:
1: 776.901 MHz
-9.93dBm
2: 782.148 MHz
-9.93dBm
3: 778.675 MHz
16.07dBm
Trace
Level (dBm)
Frequency (MHz)
772.0
787.0

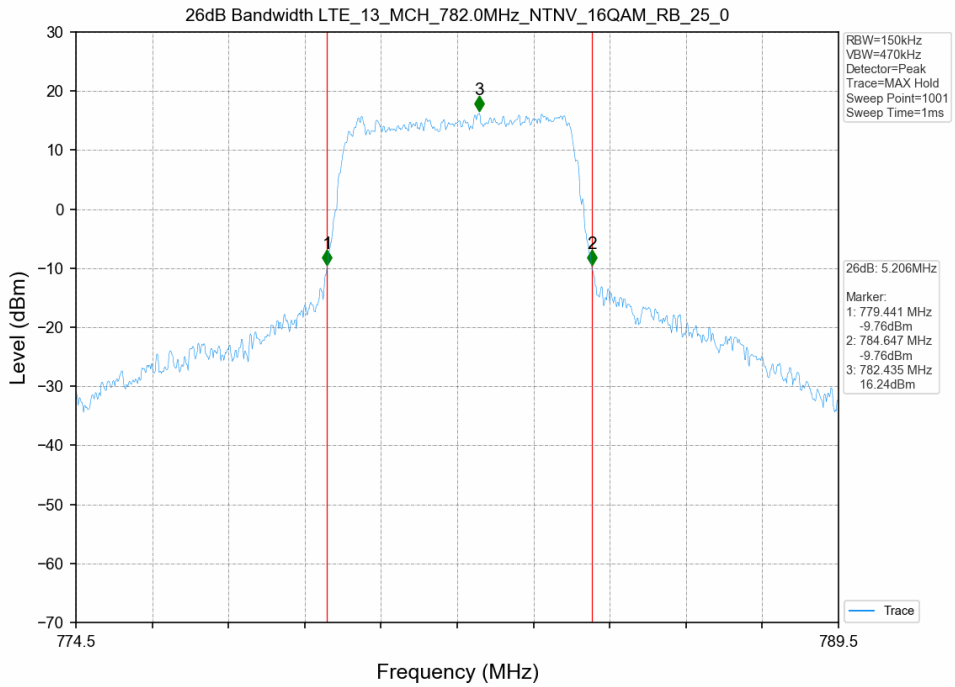
26dB Bandwidth LTE_13_MCH_782.0MHz_NTNV_16QAM_RB_25_0
RBW=150kHz
VBW=470kHz
Detector=Peak
Trace=MAX Hold
Sweep Point=1001
Sweep Time=1ms
26dB: 5.206MHz
Marker:
1: 779.441 MHz
-9.76dBm
2: 784.647 MHz
-9.76dBm
3: 782.435 MHz
16.24dBm
Trace
Level (dBm)
Frequency (MHz)
774.5
789.5

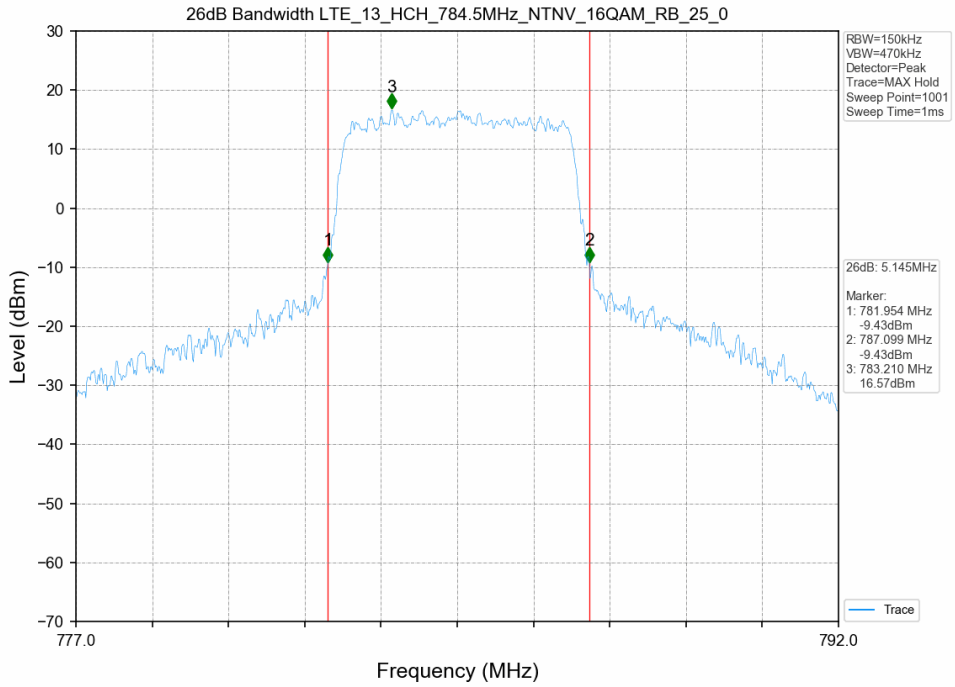
26dB Bandwidth LTE_13_HCH_784.5MHz_NTNV_16QAM_RB_25_0
RBW=150kHz
VBW=470kHz
Detector=Peak
Trace=MAX Hold
Sweep Point=1001
Sweep Time=1ms
26dB: 5.145MHz
Marker:
1: 781.954 MHz
-9.43dBm
2: 787.099 MHz
-9.43dBm
3: 783.210 MHz
16.57dBm
Trace
Level (dBm)
Frequency (MHz)
777.0
792.0

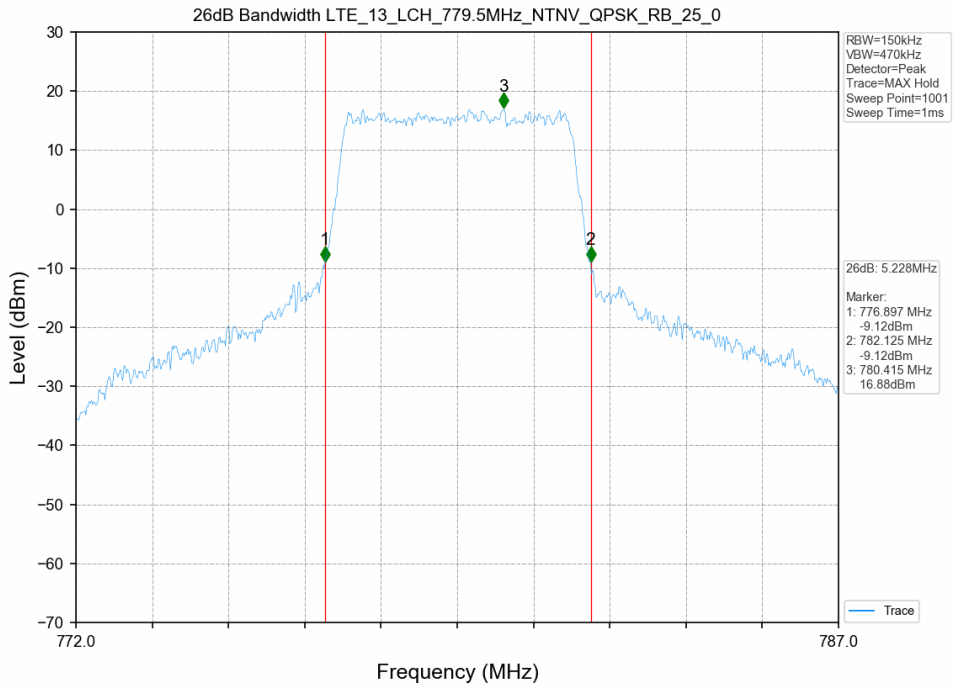
26dB Bandwidth LTE_13_LCH_779.5MHz_NTNV_QPSK_RB_25_0
RBW=150kHz
VBW=470kHz
Detector=Peak
Trace=MAX Hold
Sweep Point=1001
Sweep Time=1ms
26dB: 5.228MHz
Marker:
1: 776.897 MHz
-9.12dBm
2: 782.125 MHz
-9.12dBm
3: 780.415 MHz
16.88dBm
Trace
Level (dBm)
Frequency (MHz)
772.0
787.0

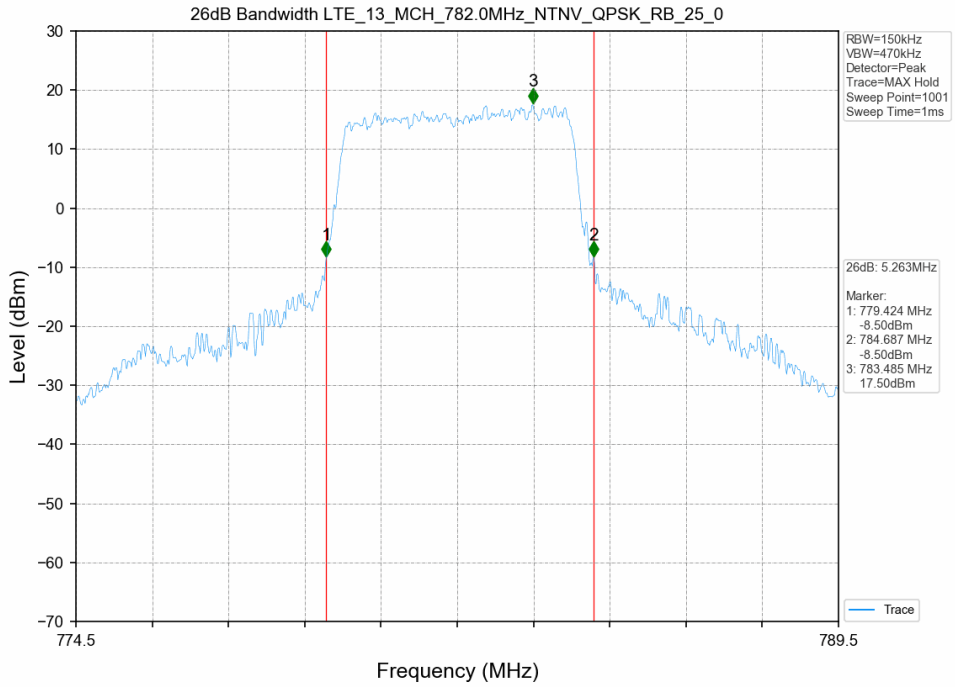

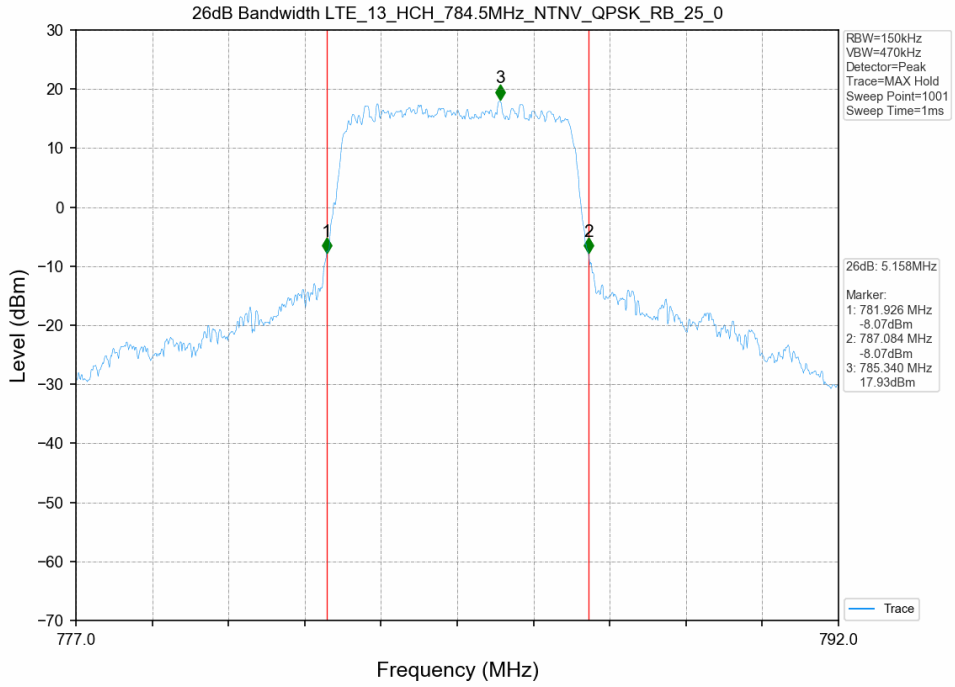

Test Band: 13 _ 10MHz Bandwidth							
Test Mode	RB Allocation		99% Occupied Bandwidth (MHz)			Limit	Verdict
	Size	Offset	LCH	MCH	HCH		
QPSK	50	0	/	9.090	/	N/A	PASS
16QAM	50	0	/	9.080	/	N/A	PASS

4.2 Test Graph

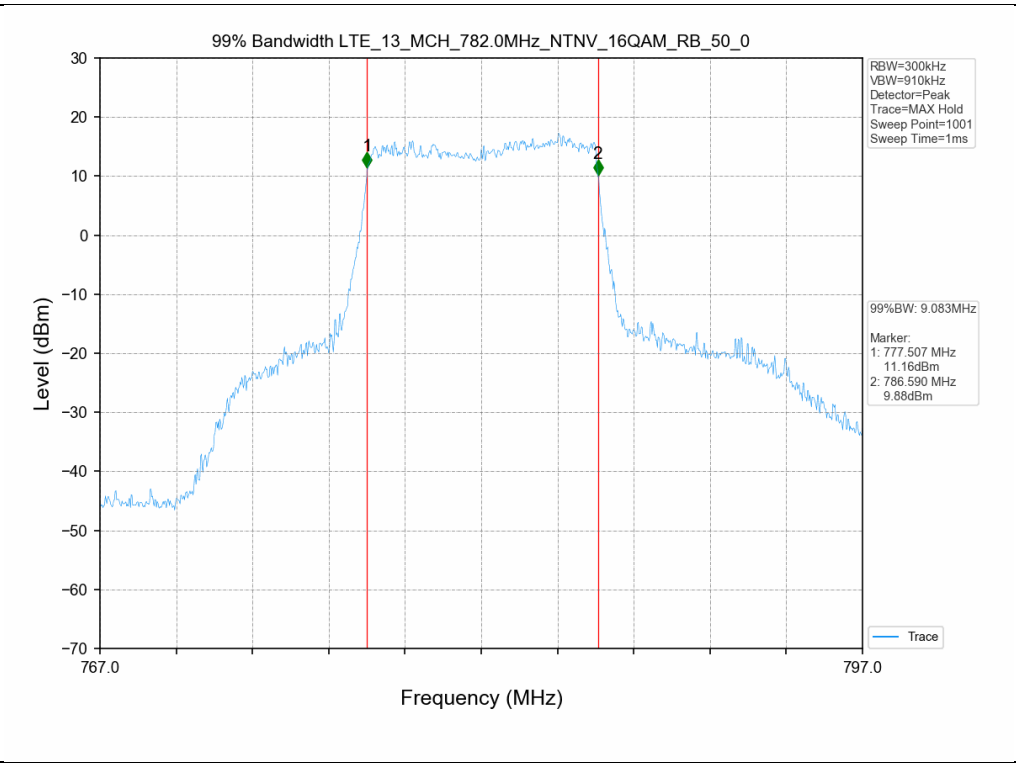

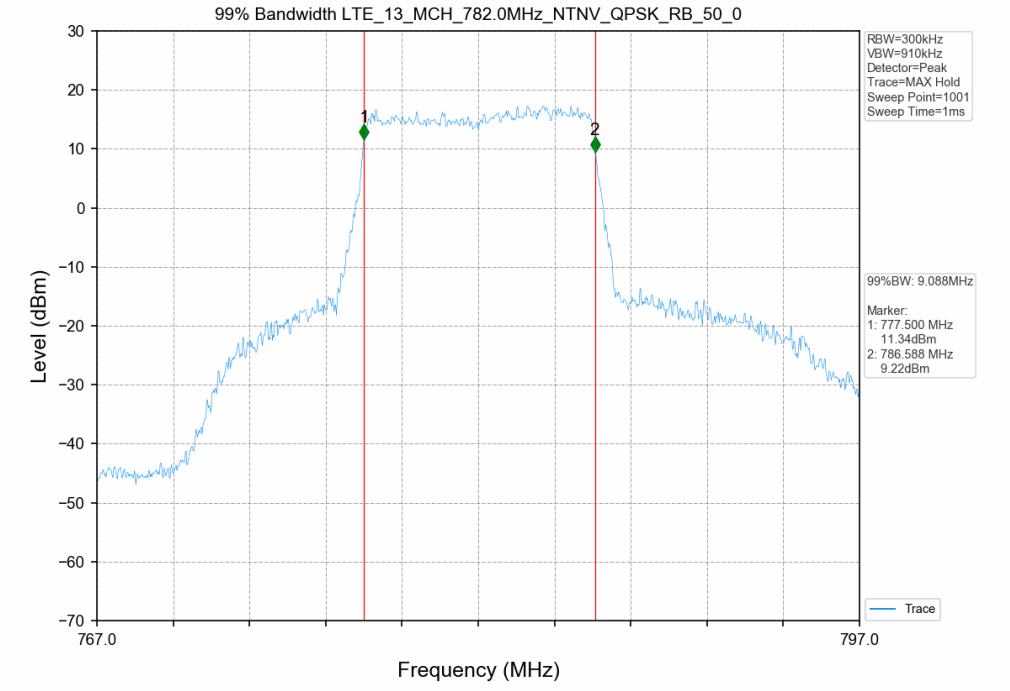

Test Band: 13 _ 10MHz Bandwidth				
Test Mode	RB Allocation	26dB Bandwidth (MHz)	Limit	Verdict

	Size	Offset	LCH	MCH	HCH		
QPSK	50	0	/	10.470	/	N/A	PASS
16QAM	50	0	/	10.400	/	N/A	PASS

4.2 Test Graph

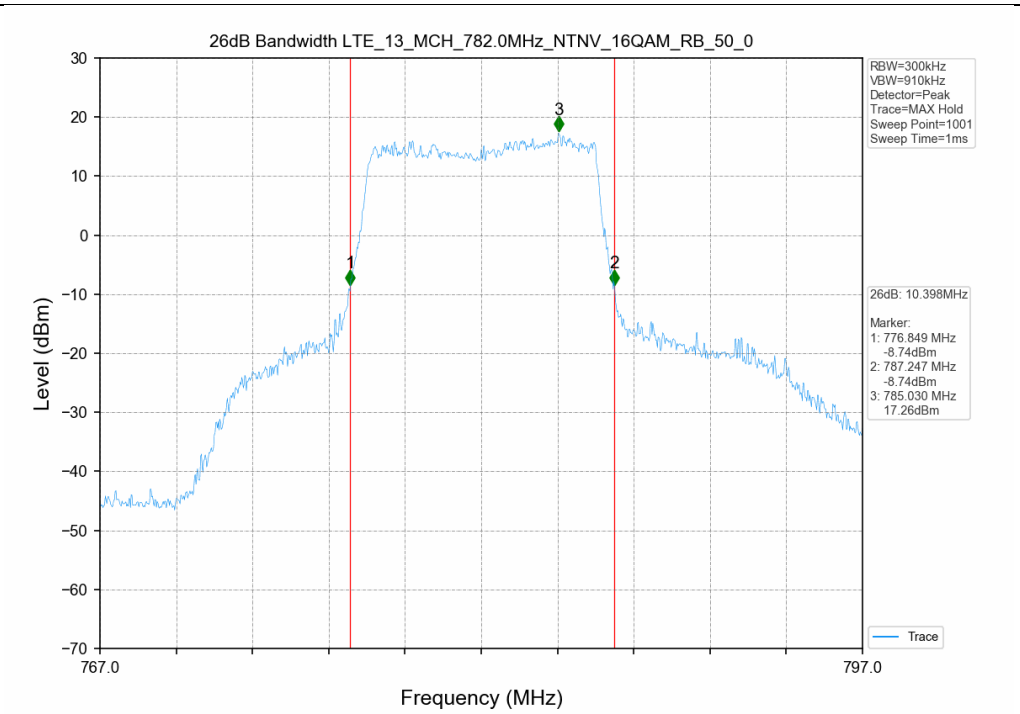

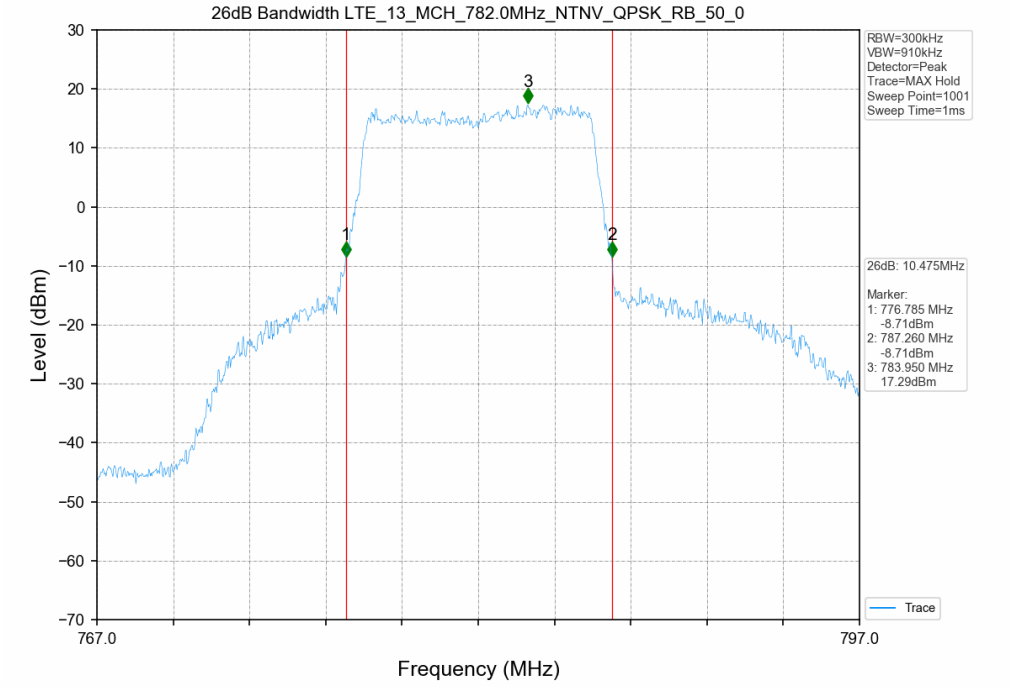

5. Peak-Average Ratio

5.1 Test Result

Test Band: 13 _ 5MHz Bandwidth							
Test Mode	RB Allocation		Test result (dB)			Limit (dB)	Verdict
	Size	Offset	LCH	MCH	HCH		
QPSK	25	0	5.37	5.47	5.13	13	PASS
16QAM	25	0	3.46	3.45	3.40	13	PASS

5.2 Test Graph

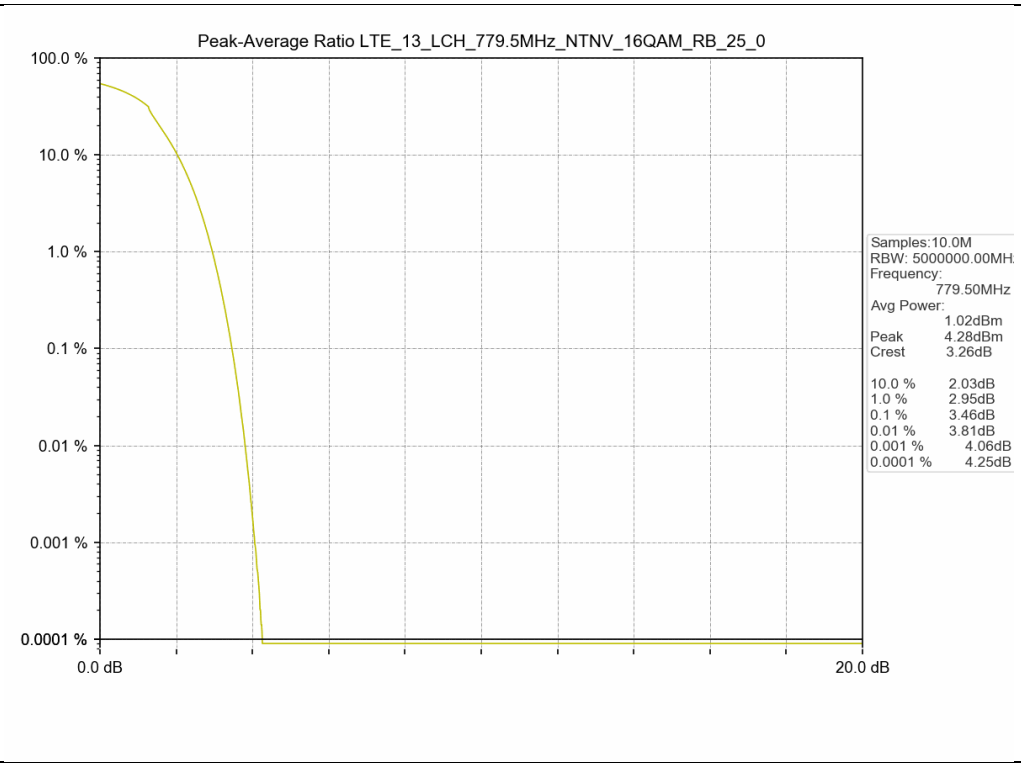

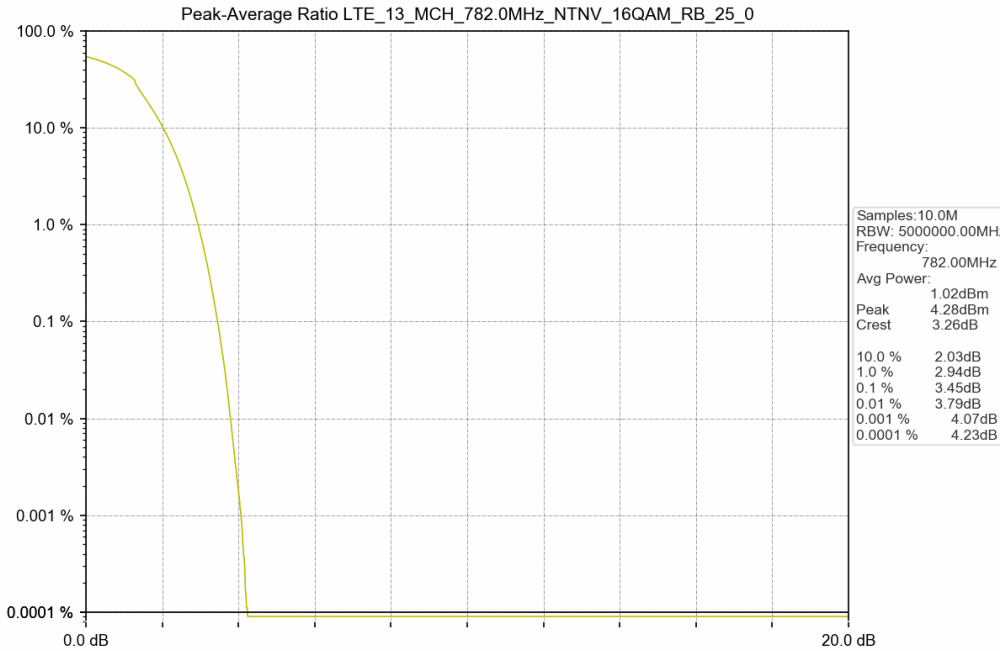
Peak-Average Ratio LTE_13_MCH_782.0MHz_NTNV_16QAM_RB_25_0
100.0 %
10.0 %
1.0 %
0.1 %
0.01 %
0.001 %
0.0001 %
0.0 dB
20.0 dB
Samples:10.0M
RBW: 5000000.00MH
Frequency:
782.00MHz
Avg Power:
1.02dBm
Peak 4.28dBm
Crest 3.26dB
10.0 % 2.03dB
1.0 % 2.94dB
0.1 % 3.45dB
0.01 % 3.79dB
0.001 % 4.07dB
0.0001 % 4.23dB

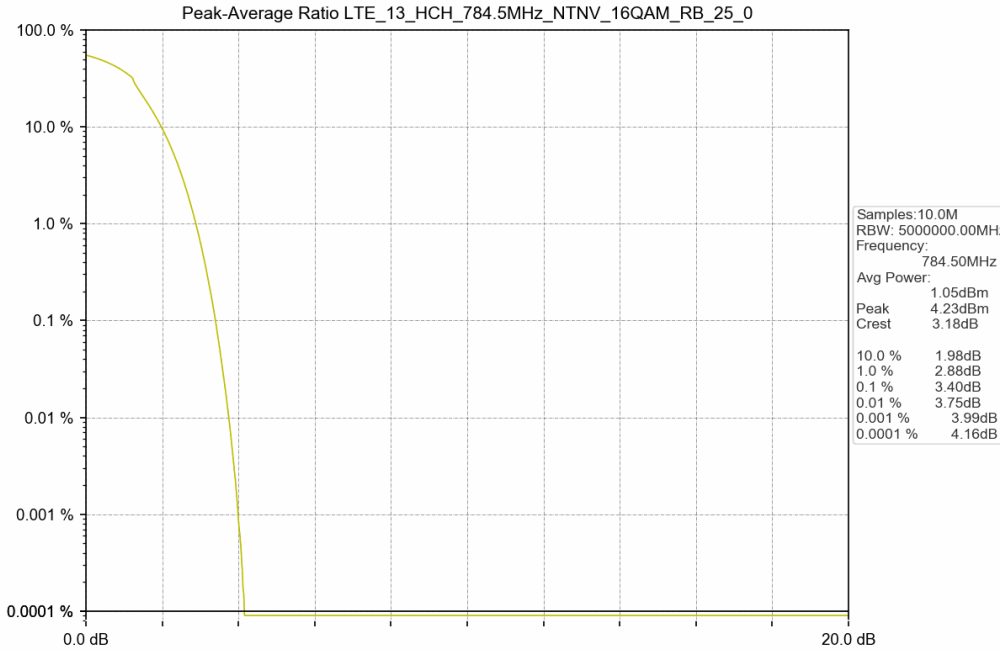
Peak-Average Ratio LTE_13_HCH_784.5MHz_NTNV_16QAM_RB_25_0
100.0 %
10.0 %
1.0 %
0.1 %
0.01 %
0.001 %
0.0001 %
0.0 dB
20.0 dB
Samples:10.0M
RBW: 5000000.00MH
Frequency:
784.50MHz
Avg Power:
1.05dBm
Peak 4.23dBm
Crest 3.18dB
10.0 % 1.98dB
1.0 % 2.88dB
0.1 % 3.40dB
0.01 % 3.75dB
0.001 % 3.99dB
0.0001 % 4.16dB

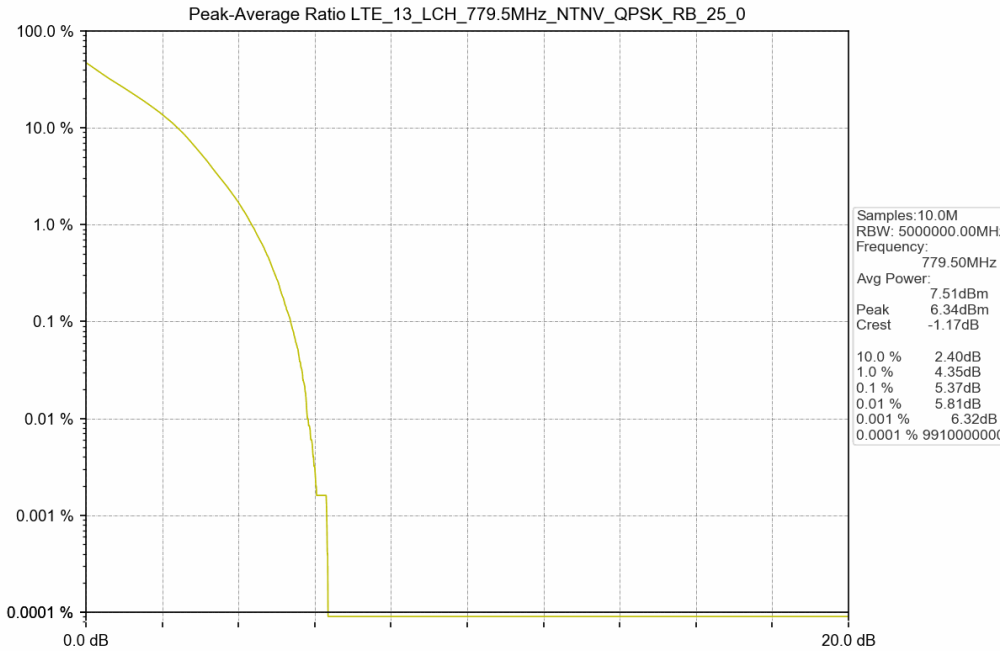
Peak-Average Ratio LTE_13_LCH_779.5MHz_NTNV_QPSK_RB_25_0
100.0 %
10.0 %
1.0 %
0.1 %
0.01 %
0.001 %
0.0001 %
0.0 dB
20.0 dB
Samples:10.0M
RBW: 5000000.00MH
Frequency:
779.50MHz
Avg Power:
7.51dBm
Peak 6.34dBm
Crest -1.17dB
10.0 % 2.40dB
1.0 % 4.35dB
0.1 % 5.37dB
0.01 % 5.81dB
0.001 % 6.32dB
0.0001 % 991000000

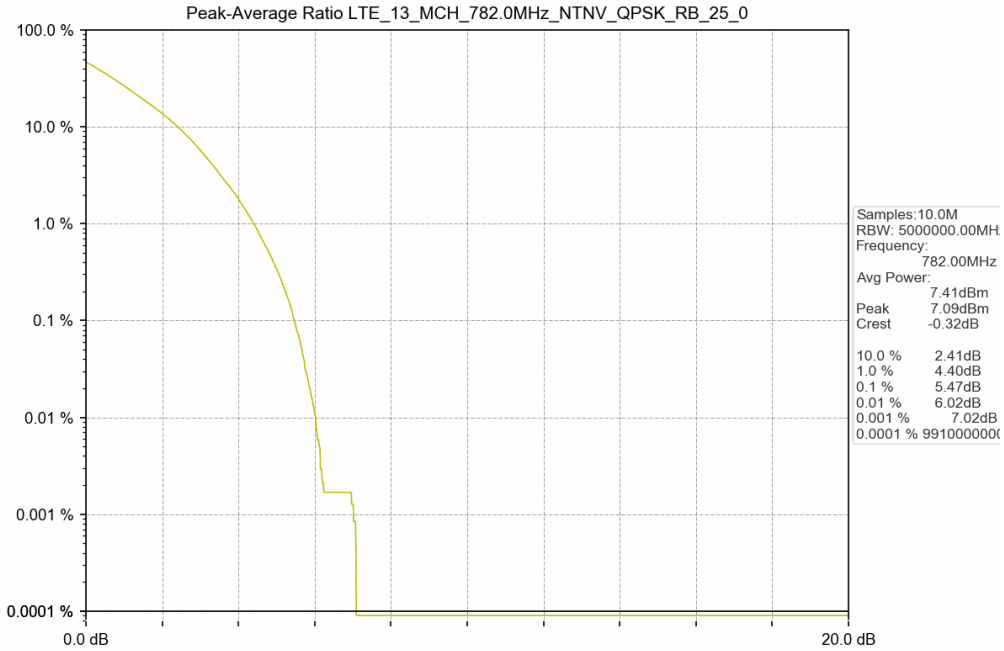
Peak-Average Ratio LTE_13_MCH_782.0MHz_NTNV_QPSK_RB_25_0
100.0 %
10.0 %
1.0 %
0.1 %
0.01 %
0.001 %
0.0001 %
0.0 dB
20.0 dB
Samples:10.0M
RBW: 5000000.00MH
Frequency:
782.00MHz
Avg Power:
7.41dBm
Peak 7.09dBm
Crest -0.32dB
10.0 % 2.41dB
1.0 % 4.40dB
0.1 % 5.47dB
0.01 % 6.02dB
0.001 % 7.02dB
0.0001 % 991000000

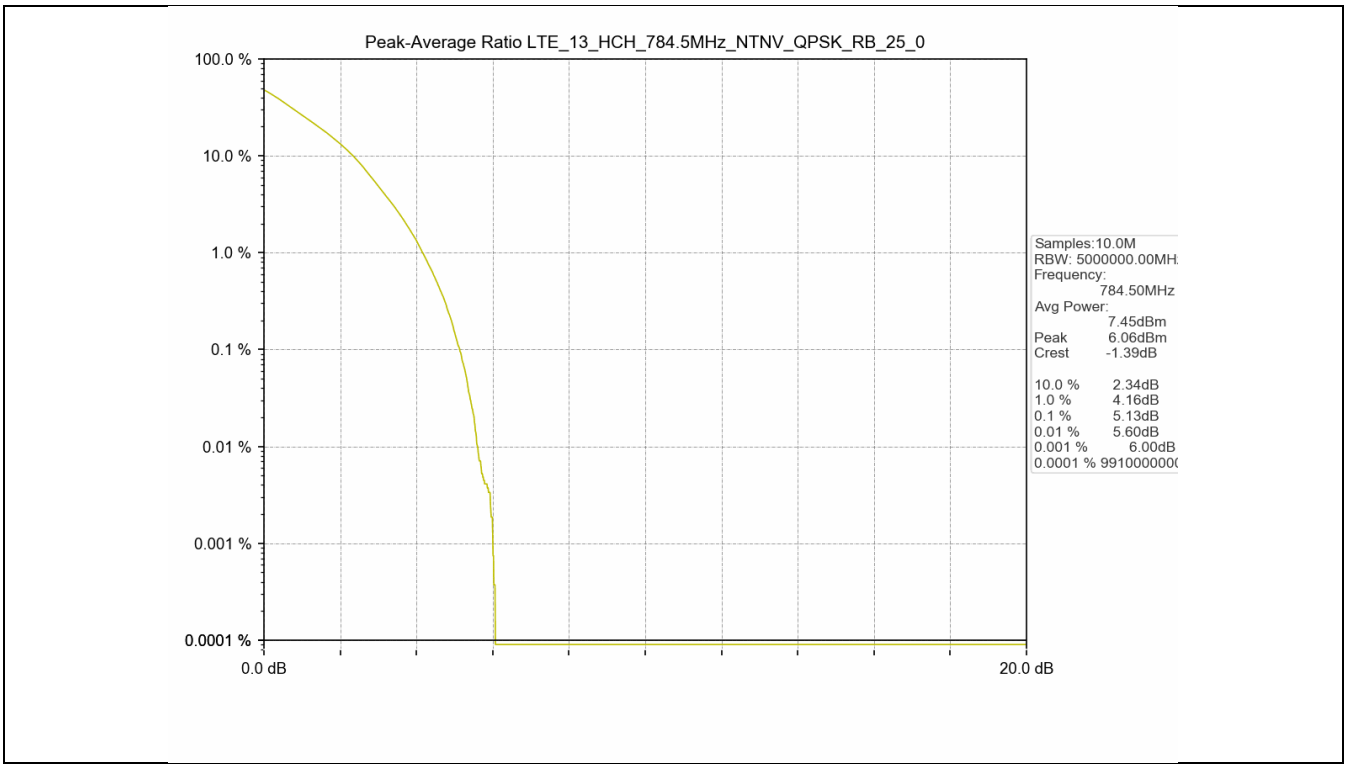

Test Band: 13 _ 10MHz Bandwidth							
Test Mode	RB Allocation		Test result (dB)			Limit (dB)	Verdict
	Size	Offset	LCH	MCH	HCH		
QPSK	50	0	/	6.31	/	13	PASS
16QAM	50	0	/	7.02	/	13	PASS

5.2 Test Graph

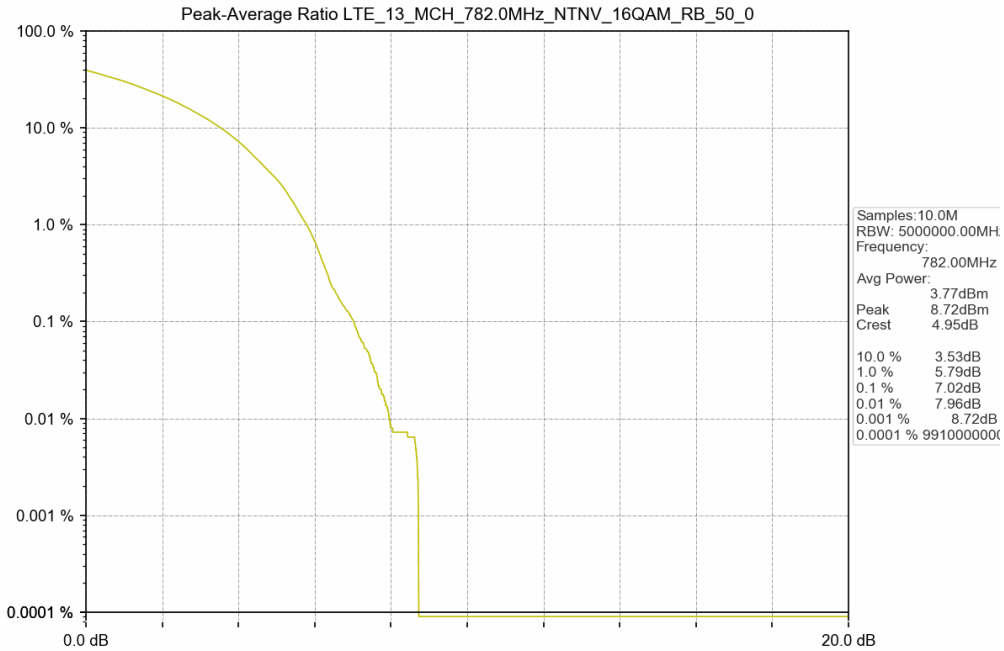
Peak-Average Ratio LTE_13_MCH_782.0MHz_NTNV_16QAM_RB_50_0
100.0 %
10.0 %
1.0 %
0.1 %
0.01 %
0.001 %
0.0001 %
0.0 dB
20.0 dB
Samples:10.0M
RBW: 5000000.00MH
Frequency:
782.00MHz
Avg Power:
3.77dBm
Peak 8.72dBm
Crest 4.95dB
10.0 % 3.53dB
1.0 % 5.79dB
0.1 % 7.02dB
0.01 % 7.96dB
0.001 % 8.72dB
0.0001 % 991000000

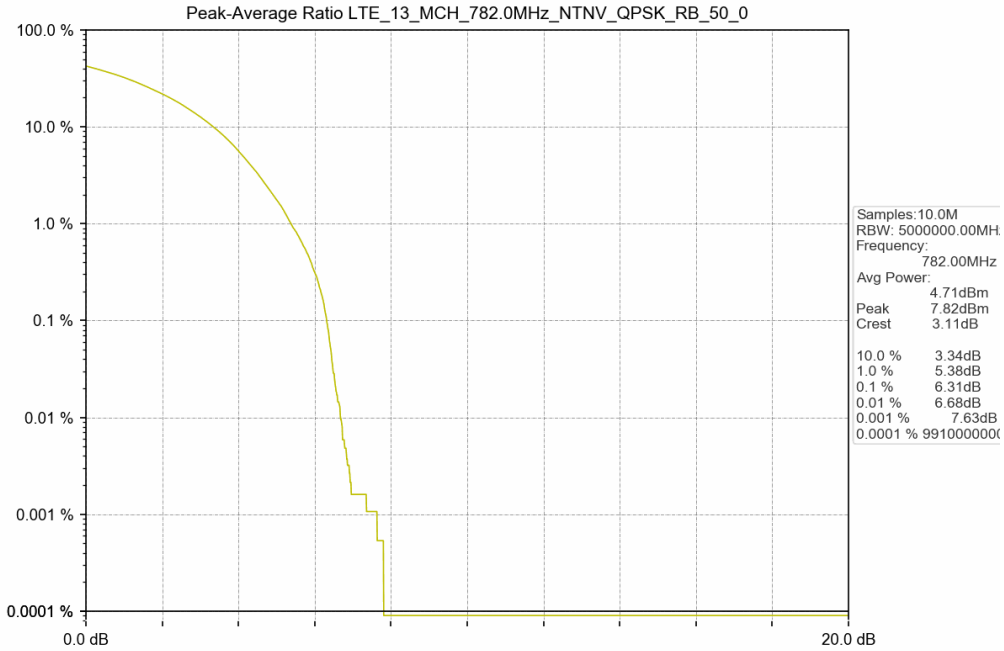
Peak-Average Ratio LTE_13_MCH_782.0MHz_NTNV_QPSK_RB_50_0
100.0 %
10.0 %
1.0 %
0.1 %
0.01 %
0.001 %
0.0001 %
0.0 dB
20.0 dB
Samples:10.0M
RBW: 5000000.00MH
Frequency:
782.00MHz
Avg Power:
4.71dBm
Peak 7.82dBm
Crest 3.11dB
10.0 % 3.34dB
1.0 % 5.38dB
0.1 % 6.31dB
0.01 % 6.68dB
0.001 % 7.63dB
0.0001 % 991000000

6. Spurious Emission

6.1 Test Graph

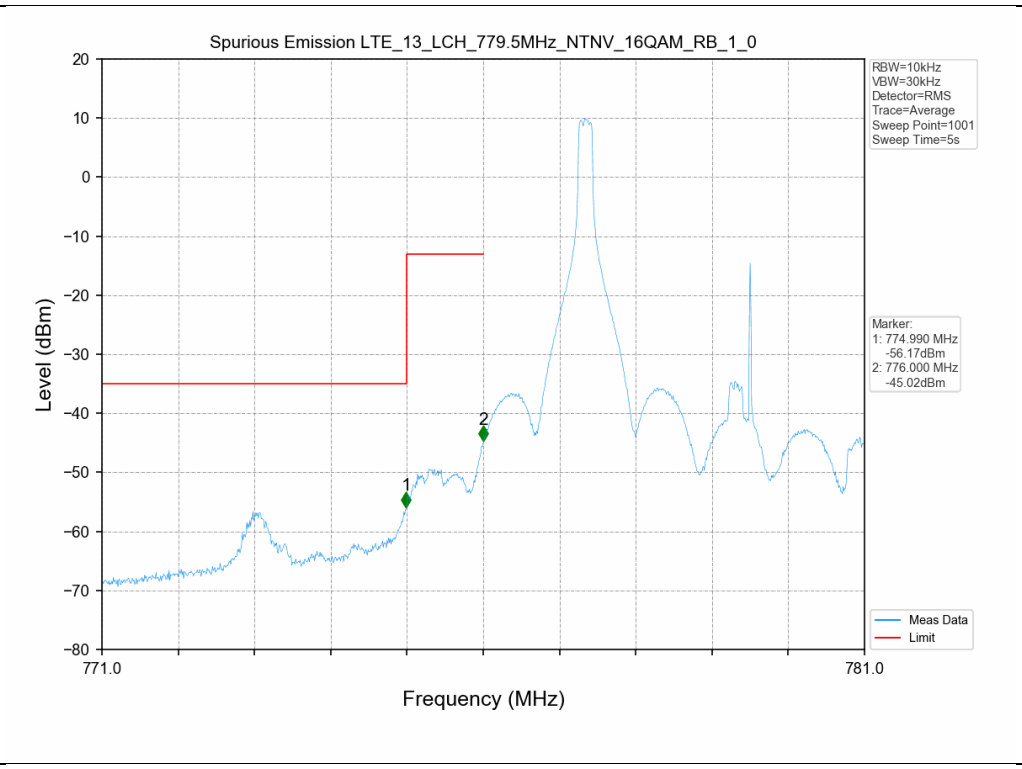

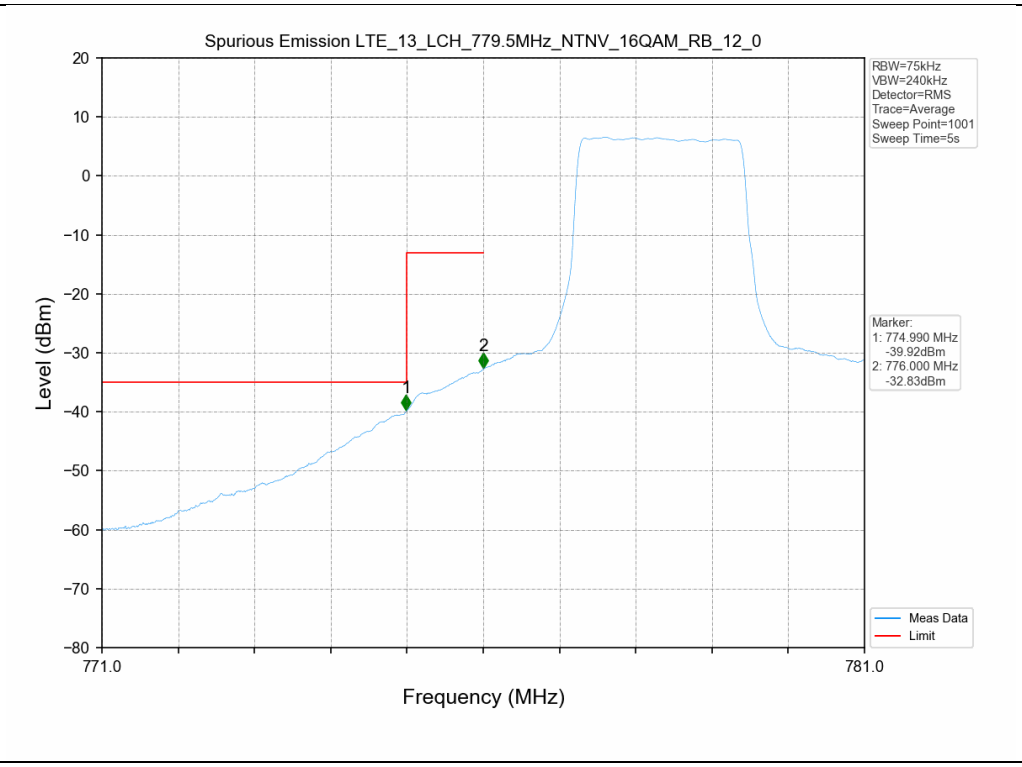

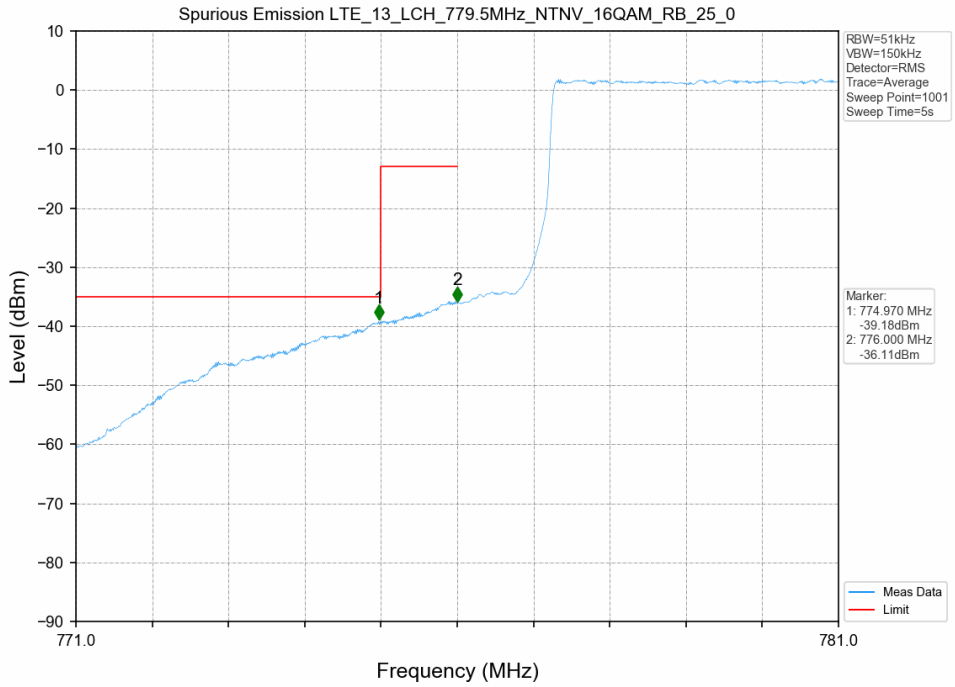
Spurious Emission LTE_13_LCH_779.5MHz_NTNV_16QAM_RB_25_0
RBW=51kHz
VBW=150kHz
Detector=RMS
Trace=Average
Sweep Point=1001
Sweep Time=5s
Marker:
1: 774.970 MHz
-39.18dBm
2: 776.000 MHz
-36.11dBm
Meas Data
Limit
Level (dBm)
Frequency (MHz)
771.0
781.0

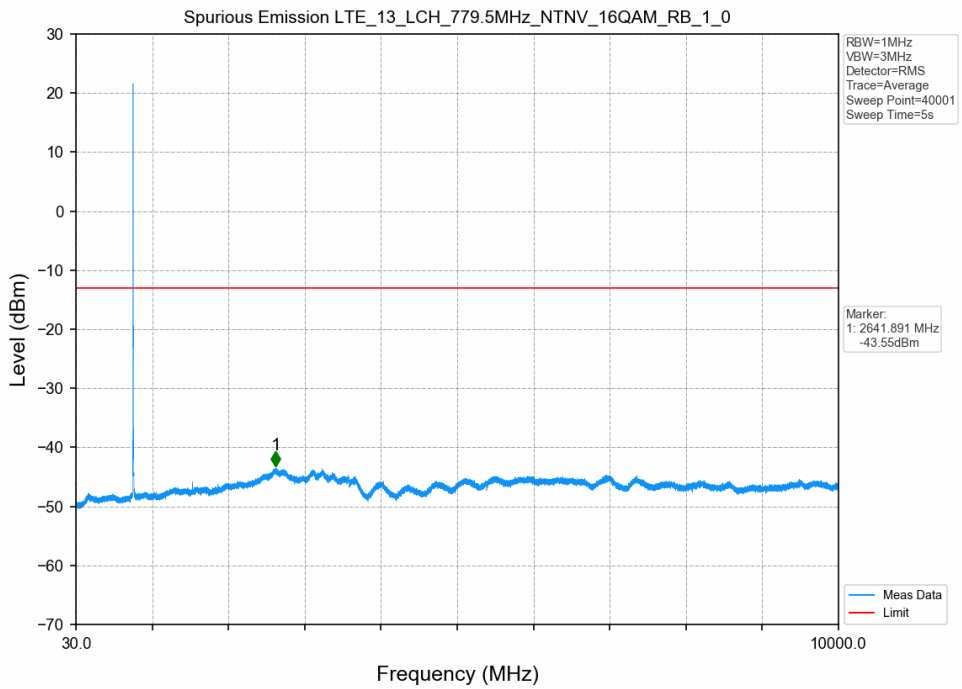
Spurious Emission LTE_13_LCH_779.5MHz_NTNV_16QAM_RB_1_0
RBW=1MHz
VBW=3MHz
Detector=RMS
Trace=Average
Sweep Point=40001
Sweep Time=5s
Marker:
1: 2641.891 MHz
-43.55dBm
Meas Data
Limit
Level (dBm)
Frequency (MHz)
30.0
10000.0

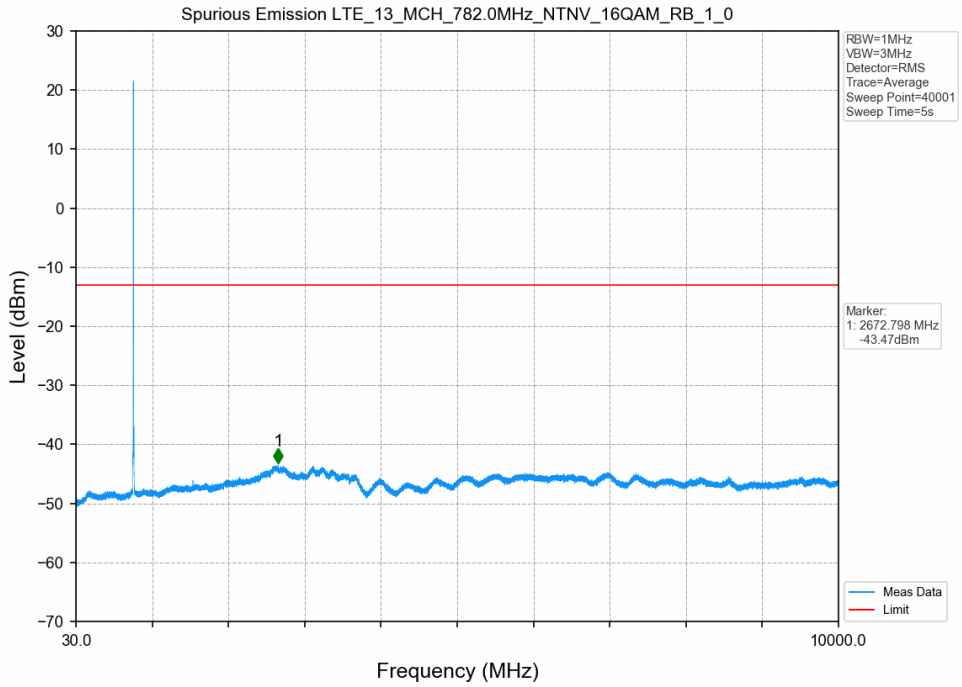
Spurious Emission LTE_13_MCH_782.0MHz_NTNV_16QAM_RB_1_0
RBW=1MHz
VBW=3MHz
Detector=RMS
Trace=Average
Sweep Point=40001
Sweep Time=5s
Marker:
1: 2672.798 MHz
-43.47dBm
Meas Data
Limit
Level (dBm)
Frequency (MHz)
30.0
10000.0

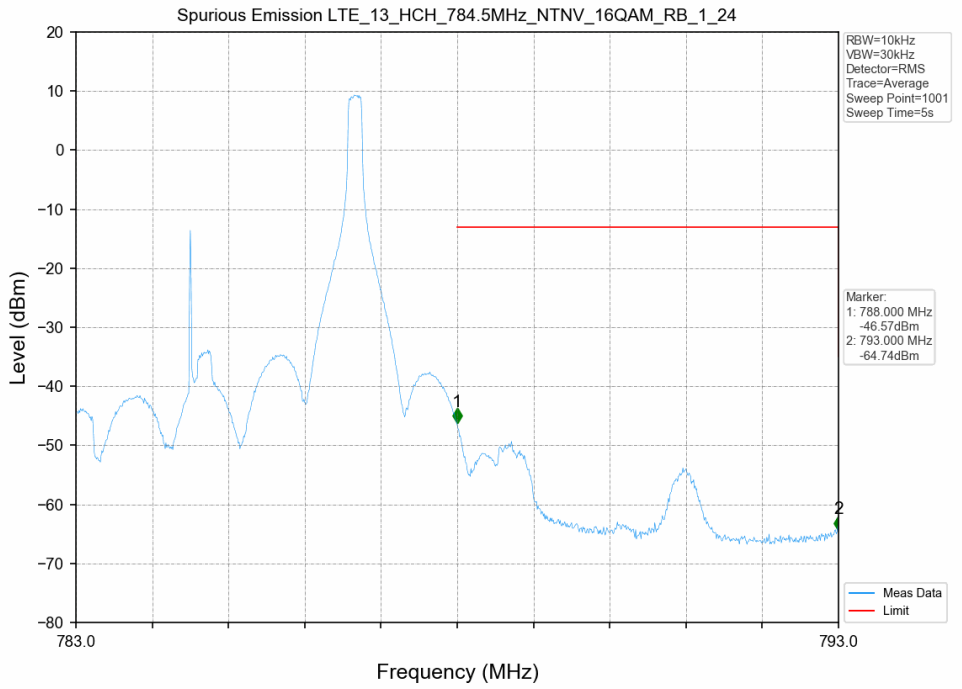
Spurious Emission LTE_13_HCH_784.5MHz_NTNV_16QAM_RB_1_24
RBW=10kHz
VBW=30kHz
Detector=RMS
Trace=Average
Sweep Point=1001
Sweep Time=5s
Marker:
1: 788.000 MHz
-46.57dBm
2: 793.000 MHz
-64.74dBm
Meas Data
Limit
Level (dBm)
Frequency (MHz)
783.0
793.0

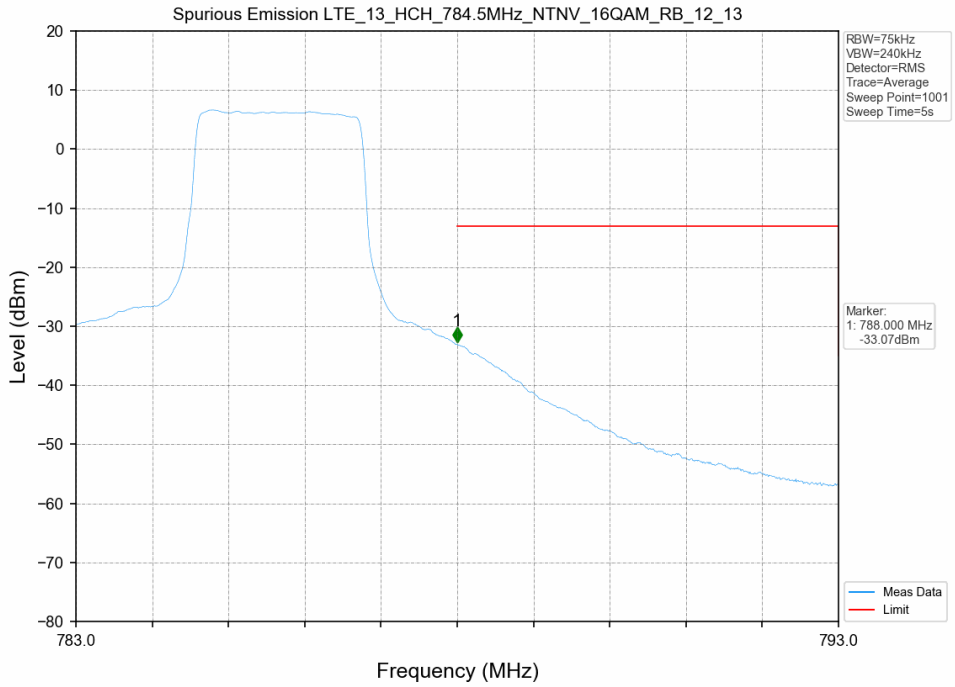
Spurious Emission LTE_13_HCH_784.5MHz_NTNV_16QAM_RB_12_13
RBW=75kHz
VBW=240kHz
Detector=RMS
Trace=Average
Sweep Point=1001
Sweep Time=5s
Marker:
1: 788.000 MHz
-33.07dBm
Meas Data
Limit
Level (dBm)
Frequency (MHz)
783.0
793.0

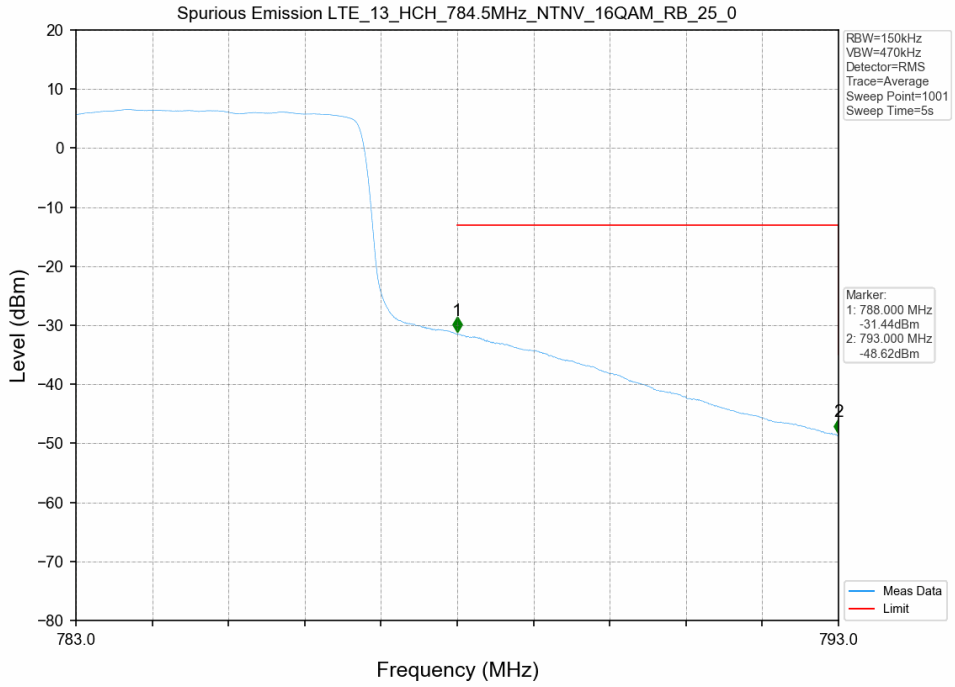
Spurious Emission LTE_13_HCH_784.5MHz_NTNV_16QAM_RB_25_0
RBW=150kHz
VBW=470kHz
Detector=RMS
Trace=Average
Sweep Point=1001
Sweep Time=5s
Marker:
1: 788.000 MHz
-31.44dBm
2: 793.000 MHz
-48.62dBm
Meas Data
Limit
Level (dBm)
Frequency (MHz)
783.0
793.0

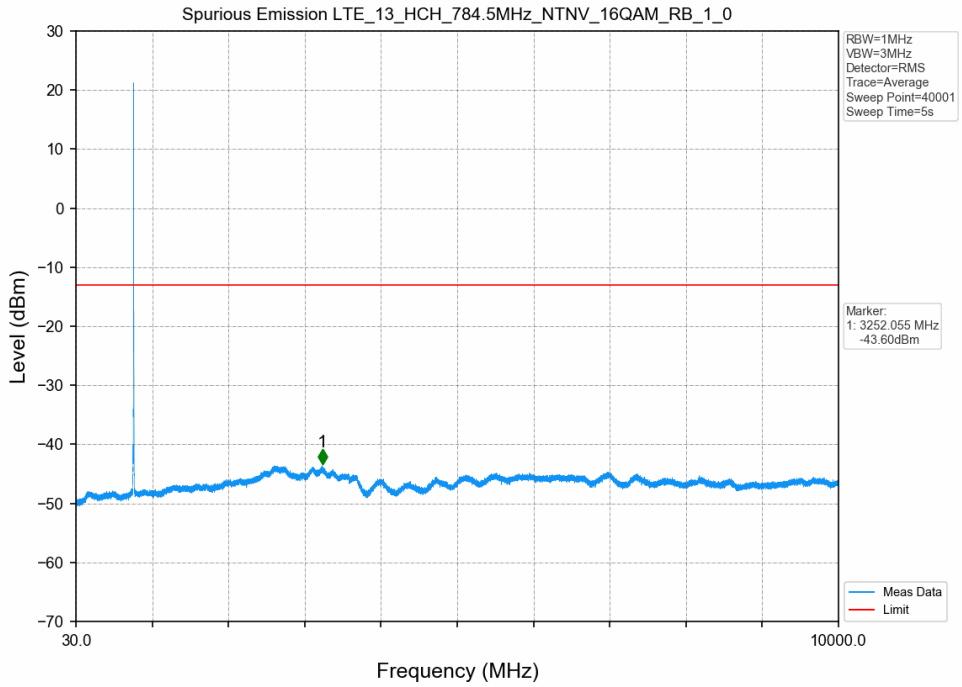
Spurious Emission LTE_13_HCH_784.5MHz_NTNV_16QAM_RB_1_0
RBW=1MHz
VBW=3MHz
Detector=RMS
Trace=Average
Sweep Point=40001
Sweep Time=5s
Marker:
1: 3252.055 MHz
-43.60dBm
Meas Data
Limit
Level (dBm)
Frequency (MHz)
30.0
10000.0

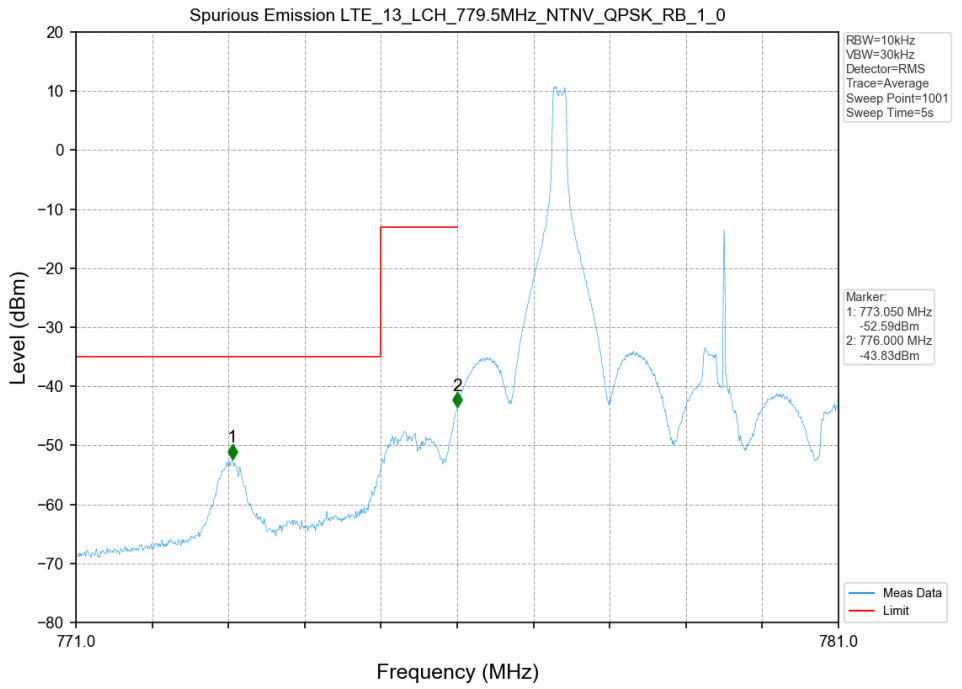
Spurious Emission LTE_13_LCH_779.5MHz_NTNV_QPSK_RB_1_0
RBW=10kHz
VBW=30kHz
Detector=RMS
Trace=Average
Sweep Point=1001
Sweep Time=5s
Marker:
1: 773.050 MHz
-52.59dBm
2: 776.000 MHz
-43.83dBm
Meas Data
Limit
Level (dBm)
Frequency (MHz)
771.0
781.0

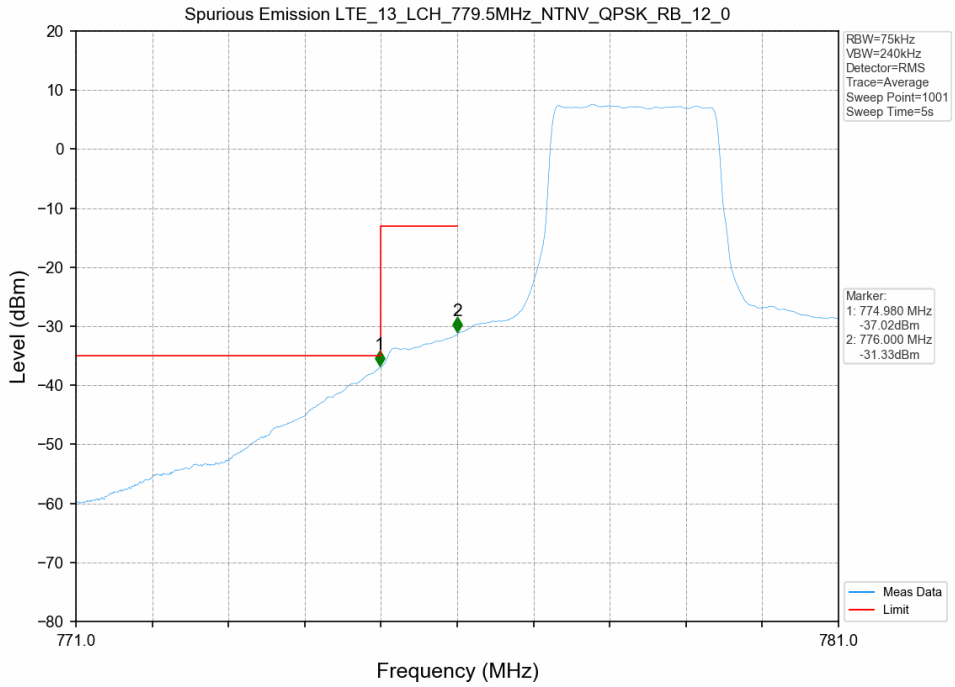
Spurious Emission LTE_13_LCH_779.5MHz_NTNV_QPSK_RB_12_0
RBW=75kHz
VBW=240kHz
Detector=RMS
Trace=Average
Sweep Point=1001
Sweep Time=5s
Marker:
1: 774.980 MHz
-37.02dBm
2: 776.000 MHz
-31.33dBm
Meas Data
Limit
Level (dBm)
Frequency (MHz)
771.0
781.0

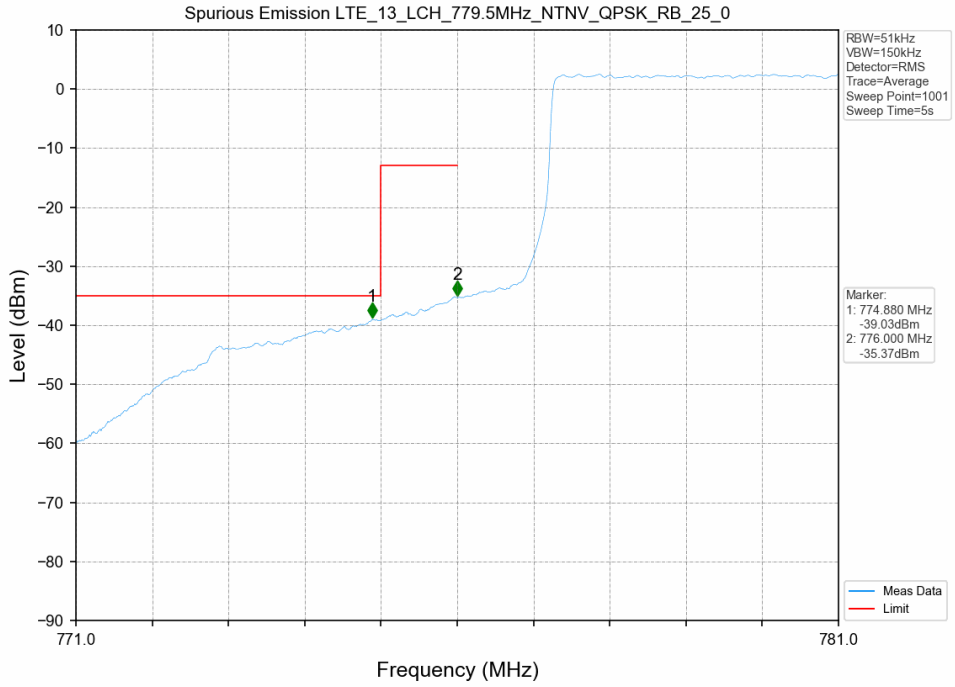
Spurious Emission LTE_13_LCH_779.5MHz_NTNV_QPSK_RB_25_0
RBW=51kHz
VBW=150kHz
Detector=RMS
Trace=Average
Sweep Point=1001
Sweep Time=5s
Marker:
1: 774.880 MHz
-39.03dBm
2: 776.000 MHz
-35.37dBm
Meas Data
Limit
Level (dBm)
Frequency (MHz)
771.0
781.0

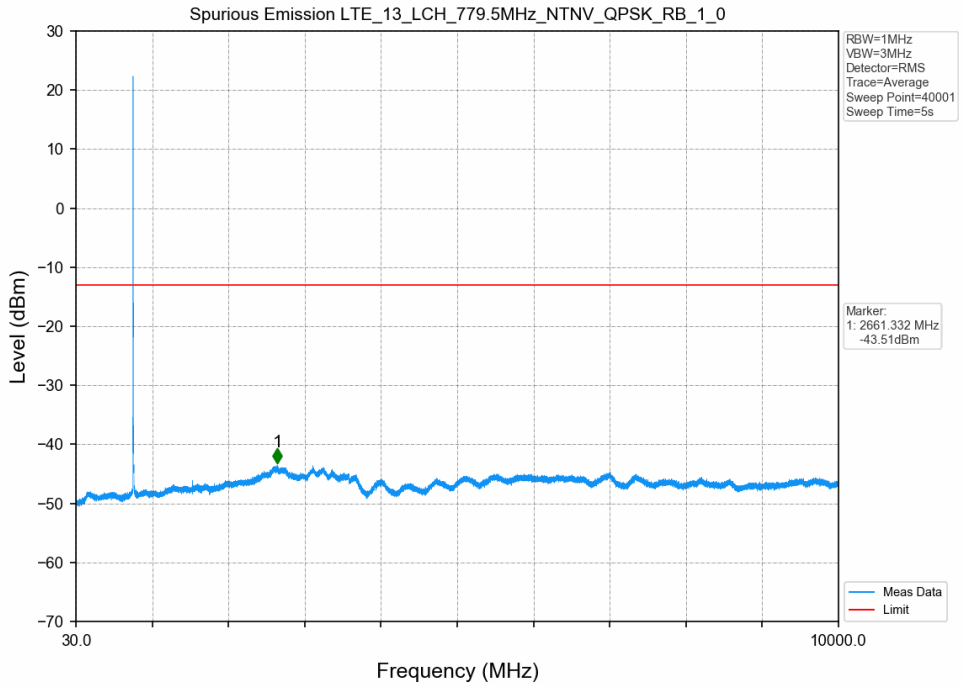
Spurious Emission LTE_13_LCH_779.5MHz_NTNV_QPSK_RB_1_0
RBW=1MHz
VBW=3MHz
Detector=RMS
Trace=Average
Sweep Point=40001
Sweep Time=5s
Marker:
1: 2661.332 MHz
-43.51dBm
Meas Data
Limit
Level (dBm)
Frequency (MHz)
30.0
10000.0

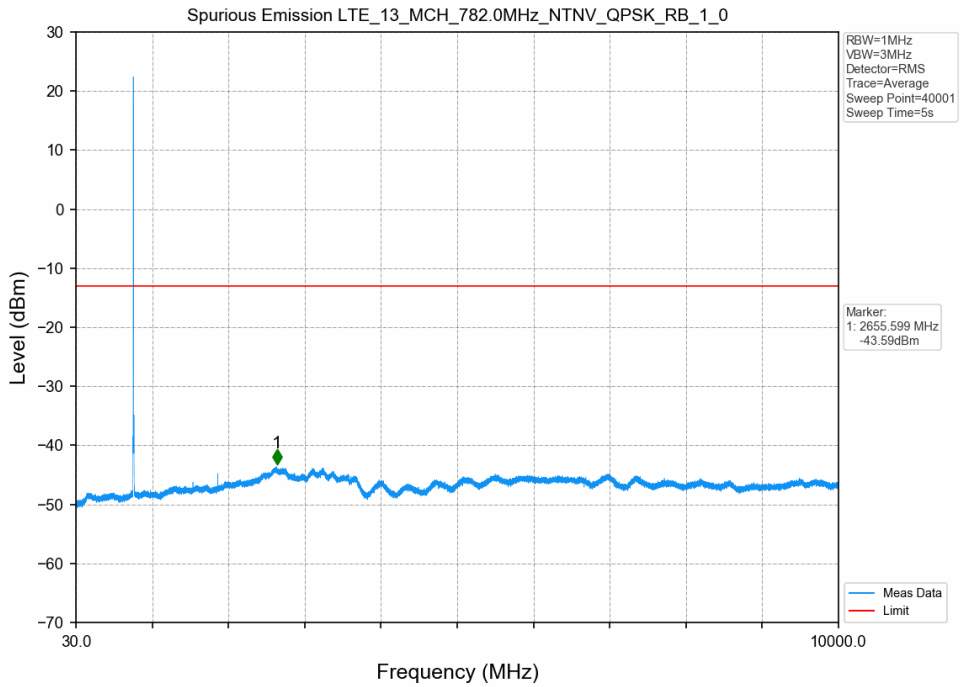
Spurious Emission LTE_13_MCH_782.0MHz_NTNV_QPSK_RB_1_0
RBW=1MHz
VBW=3MHz
Detector=RMS
Trace=Average
Sweep Point=40001
Sweep Time=5s
Marker:
1: 2655.599 MHz
-43.59dBm
Meas Data
Limit
Level (dBm)
Frequency (MHz)
30.0
10000.0

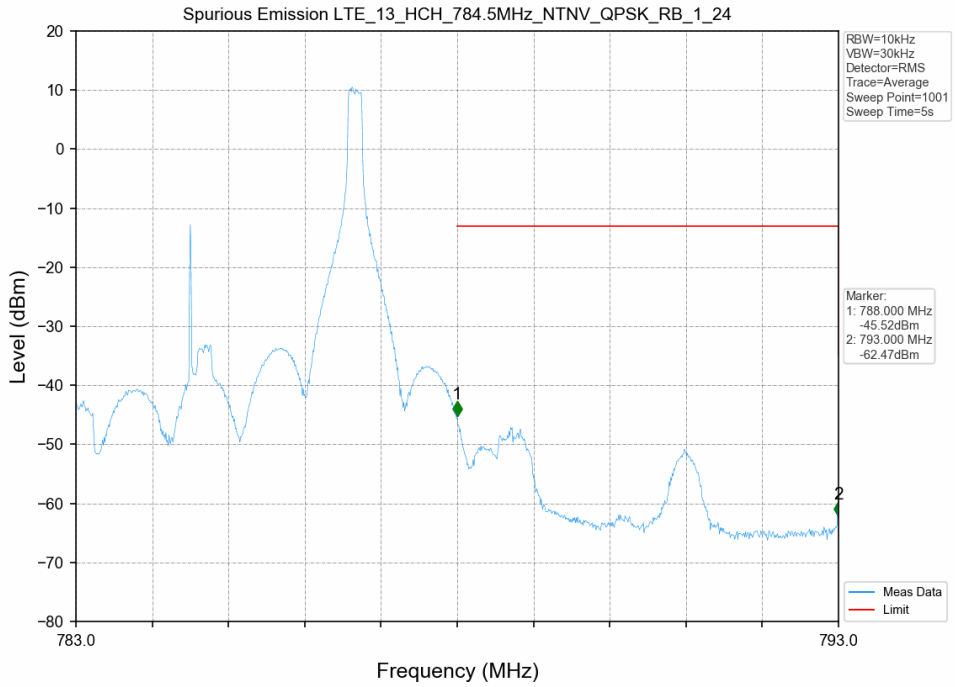
Spurious Emission LTE_13_HCH_784.5MHz_NTNV_QPSK_RB_1_24
RBW=10kHz
VBW=30kHz
Detector=RMS
Trace=Average
Sweep Point=1001
Sweep Time=5s
Marker:
1: 788.000 MHz
-45.52dBm
2: 793.000 MHz
-62.47dBm
Meas Data
Limit
Level (dBm)
Frequency (MHz)
783.0
793.0

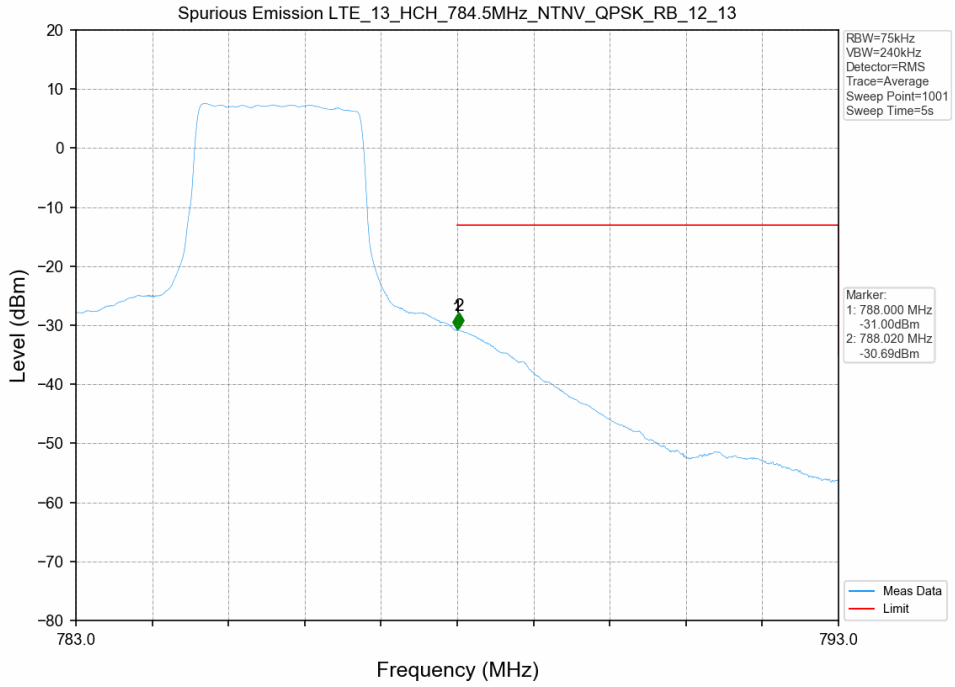
Spurious Emission LTE_13_HCH_784.5MHz_NTNV_QPSK_RB_12_13
RBW=75kHz
VBW=240kHz
Detector=RMS
Trace=Average
Sweep Point=1001
Sweep Time=5s
Marker:
1: 788.000 MHz
-31.00dBm
2: 788.020 MHz
-30.69dBm
Meas Data
Limit
Level (dBm)
Frequency (MHz)
783.0
793.0

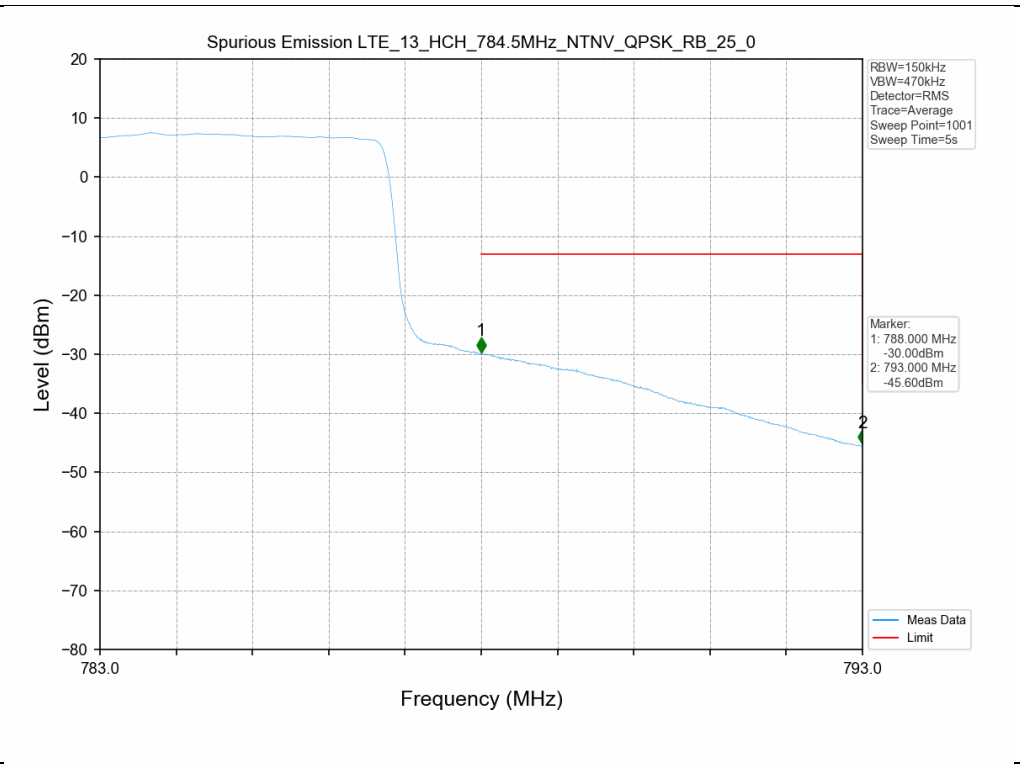

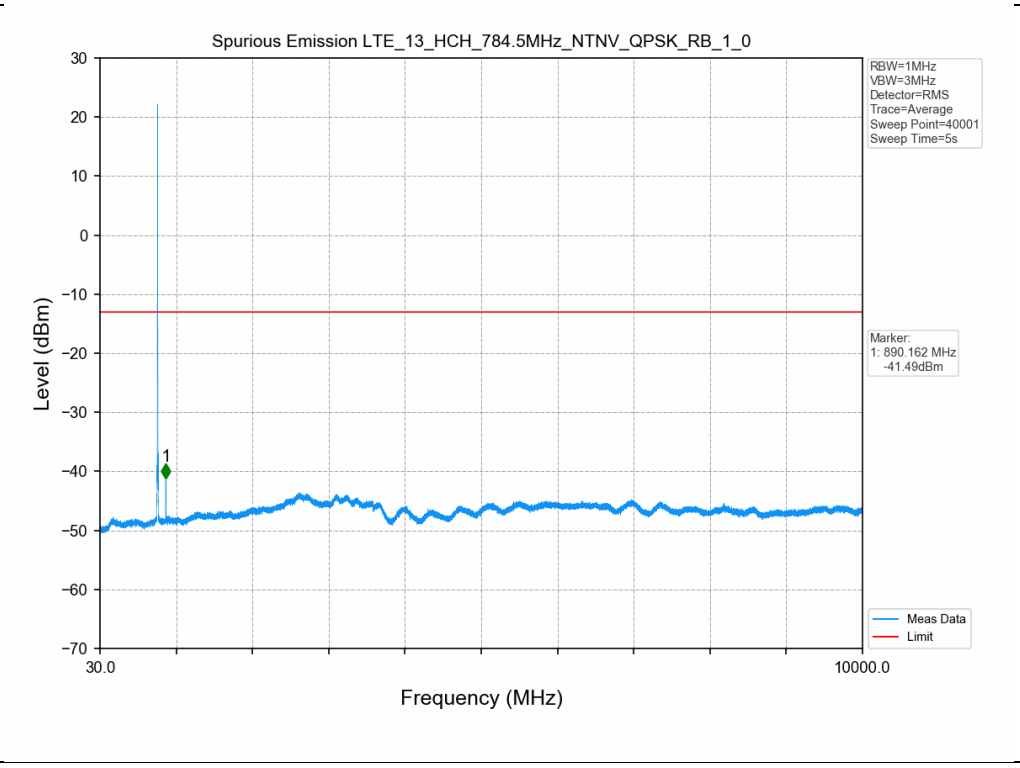

6.1 Test Graph

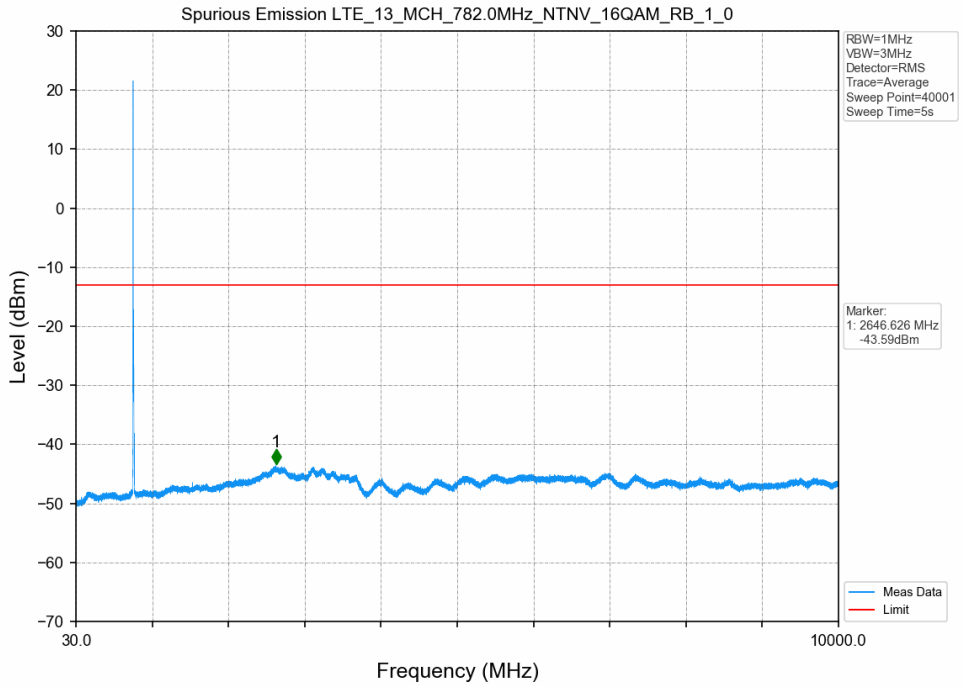
Spurious Emission LTE_13_MCH_782.0MHz_NTNV_16QAM_RB_1_0
RBW=1MHz
VBW=3MHz
Detector=RMS
Trace=Average
Sweep Point=40001
Sweep Time=5s
Marker:
1: 2646.626 MHz
-43.59dBm
Meas Data
Limit
Level (dBm)
Frequency (MHz)
30.0
10000.0

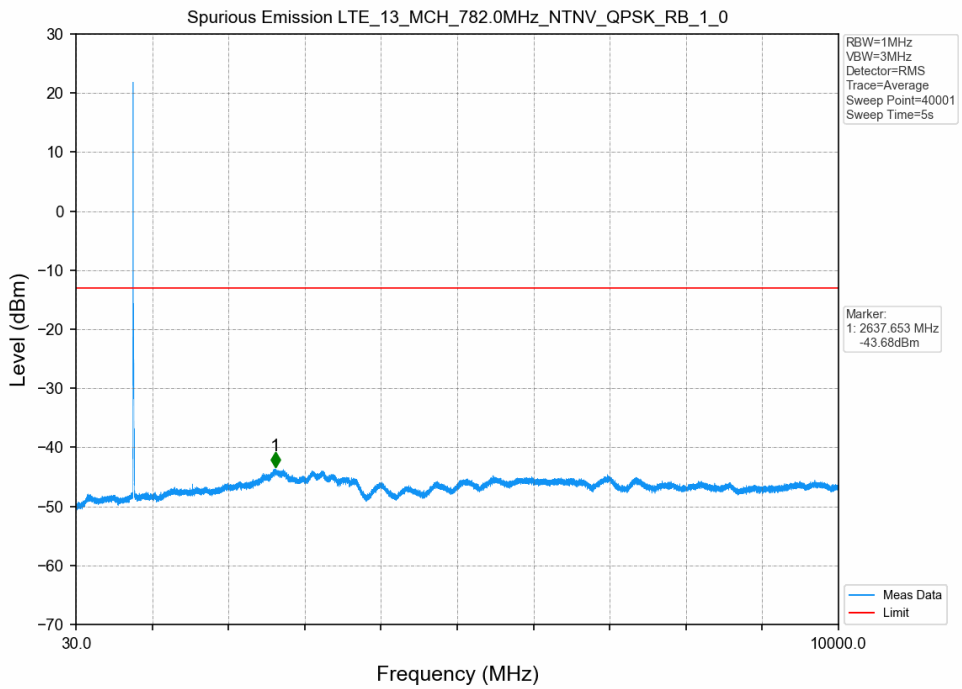
Spurious Emission LTE_13_MCH_782.0MHz_NTNV_QPSK_RB_1_0
RBW=1MHz
VBW=3MHz
Detector=RMS
Trace=Average
Sweep Point=40001
Sweep Time=5s
Marker:
1: 2637.653 MHz
-43.68dBm
Meas Data
Limit
Level (dBm)
Frequency (MHz)
30.0
10000.0