Cling User Manual

Welcome

Congratulation on joining in Cling Family, Cling is the word first wearable device to achieve 24hrs automatically monitoring heart rate, skin temperature, sleeping, tracing walking steps, distance, calories, and synchronizing smart phone to keep calls, messages, reminders, weather forecast always be connected.

Get Ready to Start

Cling has the most elegant package ever.

The content inside the package:

1. core device,
2. band,
3. charging adaptor,
4. USB cable

Activating Cling

Cling device will only be activated by Cling app. Please go to apple shop download HiCling app first.

Free download Cling app from apple Store

Open App and start to register.

Use your email to make registration.

Put your cling on the charging adaptor first, after finishing the registration.

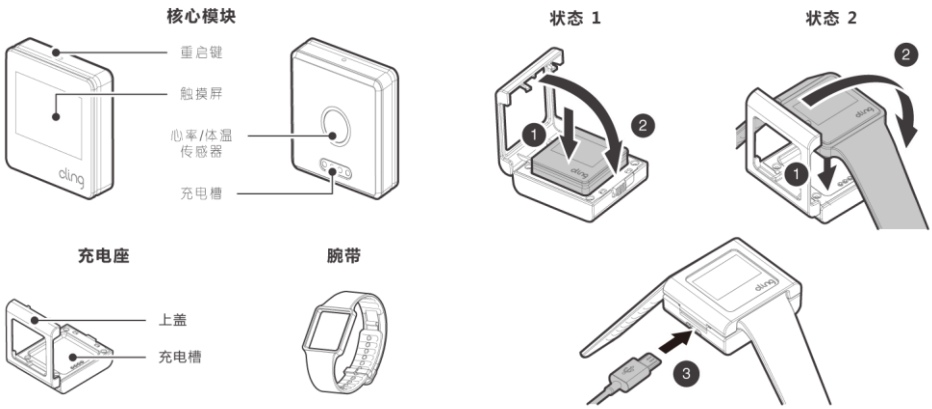

You will get 4 digitals pin number, please follow Cling app steps to enter the pin number to finish activation.

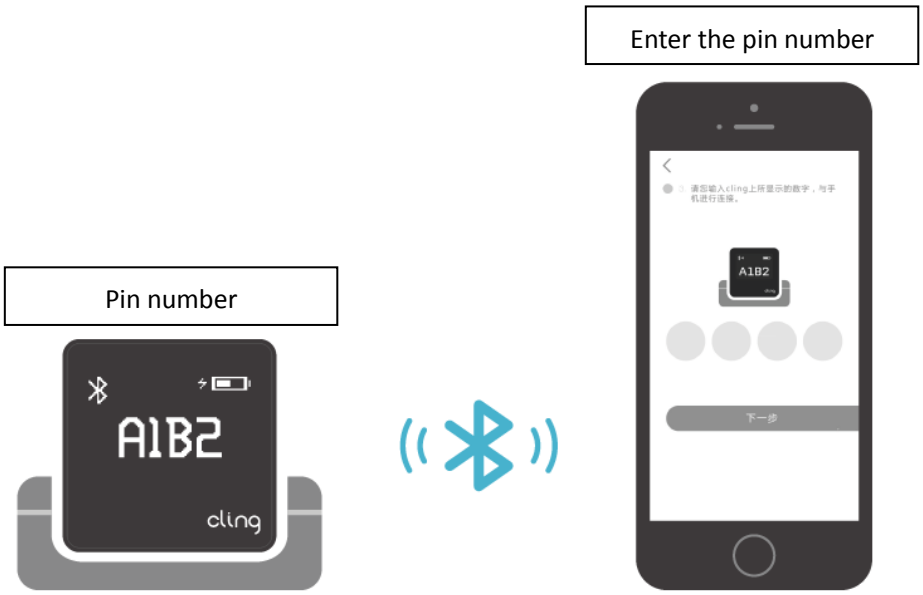

Recognize the Icon.

24hr automatically monitor heart rate	24hr automatically monitor skin temp
24hr automatically monitor sleeping	Tracking walking steps
Calculate the calory burned	Record down walking distance.
Call reminder	Message reminder
Pre-setting event reminder	Weather Forecast

Put on your wrist and go

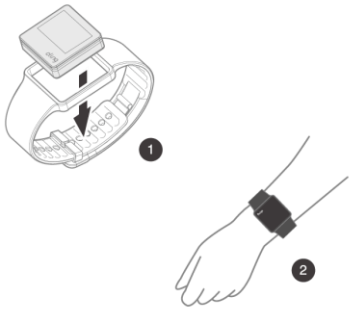

Assemble Cling device to Cling band, and just easily put on your wrist, Cling begins working.

Slide your finger left and right to view different data, up and down to view historical data. Put your finger on the screen awhile to lighting up.

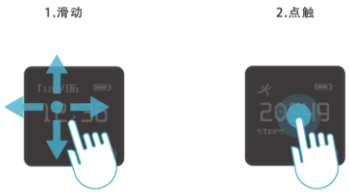

When you put on Cling, you will be no longer to control Cling. Cling will automatically collect the data of your heart rate, skin temperature, sleeping, walking steps, distance, and calories. Once you open Cling App, the device will synchronize with your smart phone through blue-tooth, and upload the date to the cloud.

Cling Core Device

Size: 28mm x 28mm x8.6mm
Weight: 10G
Screen: OLED, Corning glass, touch screen.
Material: Aluminum frame.
Battery: 50mah, using time up to 7 days, 1hr charging time.
Data Storage: 30 days data storage.
Connectivity: Blue tooth 4.0
Compatibility: IOS4.0+
Water prove: IP67

Cling Band

Weight:10G
Material: TPU

Important Notes

Please avoid Cling exposure to the environment which extremely hot and cold.
Do not use hammer or other sharp tools to knock Cling.
Do not dismantle Cling device and do any reparation by your own.
Do not clean or wear Cling when it's charging.
Please avoid any liquid pour on Cling when it's charging.
Please use the original USB cable to charge Cling.

Warranty

Cling pride itself in the quality of product, but every now and then there may be a bump in the road. We therefore guarantee for 12months against the defects and workmanship under normal using.
If there is any none-human damage or defect on product within 7days upon the day you get the Cling, we promise to change a new product or you can return the product to us.
If there is any none-human damage or defect on product within 15days upon the day you get the Cling , we promise to change a new product (not include other accessories)
If there is any none-human damage or defect on product within 12months upon the day you get the Cling, we promise to repair it for free.

Disclaimer

1. Cling is not a medical device, please don't diagnosis, treat, or prevent any disease

base on the data collected. If you feel any uncomfortable, please consult to your doctor immediately.

2. The advice given by Cling is just for reference. If you want to make a big change on your existing health-care scheme, please consult professional therapist.
3. Please properly use Cling app by local law.
4. Please disposal the device by local law.

Copying and trademarks

Cling is registered trade mark of ShangHai HanLin electronic technology ltd.Inc

FCC Statement

This equipment has been tested and found to comply with the limits for a Class B digital device, pursuant to Part 15 of the FCC Rules. These limits are designed to provide reasonable protection against harmful interference in a residential installation. This equipment generates uses and can radiate radio frequency energy and, if not installed and used in accordance with the instructions, may cause harmful interference to radio communications. However, there is no guarantee that interference will not occur in a particular installation. If this equipment does cause harmful interference to radio or television reception, which can be determined by turning the equipment off and on, the user is encouraged to try to correct the interference by one or more of the following measures:
-- Reorient or relocate the receiving antenna.
-- Increase the separation between the equipment and receiver.
-- Connect the equipment into an outlet on a circuit different from that to which the receiver is connected.
-- Consult the dealer or an experienced radio/TV technician for help.

This device complies with part 15 of the FCC Rules. Operation is subject to the following two conditions:
(1) This device may not cause harmful interference, and (2) this device must accept any interference received, including interference that may cause undesired operation.

Changes or modifications not expressly approved by the party responsible for compliance could void the user's authority to operate the equipment.