普通书写纸
双面印
63.3X90MM（成型尺寸）

正面
Front

it. innovative technology.

Noise Isolation Earbuds with Bluetooth
Model: ITEB-200B

Instruction Manual

PLEASE READ THIS INSTRUCTION MANUAL CAREFULLY BEFORE USE AND KEEP IT FOR FUTURE REFERENCE.

1. WELCOME

Thank you for purchasing the Wireless stereo Headset.
We hope you will enjoy it!

Box contents

Specifications

Version: 4.1

Transmission range: up to 10 m (33')

Power: lithium battery 55 mAh (rechargeable)

Driver size: 10mm

Sensitivity: 98±3dB

2. OVERVIEW

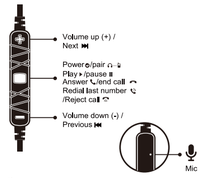

Button functions

Button	Function
	Press and hold to increase volume While Calling and playing music Press once to go to next track while playing music
	Long press the button while off(3~5 seconds)>power on and pairing Long press the button while on(3 seconds)>power off Short press (while playing music) - play / pause Short press (while calling) - answer / end call Short press twice - redial last number Long press (while calling, 3 seconds) - reject call
	Press and hold to decrease volume While Calling and playing music Press once to go to previous track while playing music

3. CHARGING
3.1 BATTERY STATUS

Plug the headset into USB port on your PC (or any available USB port) using the micro-USB cable

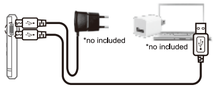

Charge time	≤ 1 hours
Talk time	≥ 4.5 hours
Music playback time	≥ 4 hours
Standby time	≥ 50 hours

*Charging the headset before using for the first time is recommended in order to maximize battery life.

3.2 LED STATUS

	LED Activity	Function
CHARGE	Flashing Red	Low battery
	Red (when plugged in)	Charging
	Blue (while plugged in)	Fully charged
LED	Quick Blue/Red Flashing	Pairing mode
	Slow Blue Flashing	Connected
	Blue	Phone conversation

4. CONNECTING
4.1 CONNECT TO A BLUETOOTH DEVICE

1. Hold the button for 3~5 secs.
2. Pairing mode will be announced in the headset, and the light will be quick Blue&red flashing.
3. Headset named "ITEB-200B" shown on your Bluetooth device

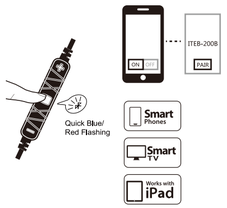

*May not work with all PC's and notebooks.
Connection depends on chipsets and Bluetooth drivers installed.

背面
Back

5. SUPPORT
5.1 FAQ

Problem	Solution
I am having connection problems	-Check whether you already enabled the wireless equipment. -Check your mobile device's wireless menu and delete/forget the headset, reconnecting the headset to your wireless device. -Keep your device close to the headset, and re-connect it.
I can not hear anything after connection	-Try to re-connect the device -Increase the speaker volume
I hear crackling noises	-Wireless is a radio technology that is sensitive to objects between the headset and the connected devices. Ensure the headset and the connected device are within range (up to 10meters or 30feet)
Will the headset support other Wireless equipment ?	-The headset is designed to work with Wireless mobile devices, It can also support other Wireless devices

Wearing the earbuds :

After unpacking the earbuds, put on the earbuds using the markings that identify the left (L) and right (R) ear cups. Choose (S/M/L) the ear cushions fit comfortably on your ears. Plug the earbuds cord into any 3.5mm device.

Cleaning the earbuds :

The earbuds do not require scheduled cleaning. Should cleaning be necessary, simply wipe the outside surfaces with a soft cloth. Be sure the ear cup ports are kept clear, and that no moisture is allowed to get inside the ear cup.

Safety Instructions:

Please read and take the time to follow the instructions in this owner's guide carefully. It will help you set up and properly use your new earbuds. Please save this owner's guide for future reference.

Cautions:

- Long-term exposure to loud music may cause hearing damage. Please avoid extreme volume when using earbuds, especially for extended periods.
- Do not use earbuds when operating a motor vehicle or anywhere the inability to hear outside sounds may present a danger to you or others.
- Sounds that you rely on as reminders or warnings may have an unfamiliar character when using earbuds. Be aware of how these sounds may vary in character so you can recognize them as needed.
- Do not drop, sit on, or allow the earbuds to be immersed in water.

Prop 65 Statement

WARNING: This product contains chemicals known to the State of California to cause cancer and birth defects or other reproductive harm. For more information on these regulations and a list of chemicals, log on to the following website address: http://www.oehha.ca.gov/prop65.html.

Innovative Technology Electronics Corp.
Limited Warranty: 90 Days Labor, One Year Parts

Innovative Technology Electronics Corp. (IT) warrants the product to be free from "Defects" in materials under normal use for a period of "One Year" from the date of the original purchase. The Warranty is "Not" transferable. IT agrees, within the initial "90 Day" period, to repair or replace the product if it is determined to be defective at "No Charge". It is further agreed that IT will cover the cost to repair or replace damaged "Parts" only for a total period of "One Year" from the date of the original purchase. The warranty does not cover cosmetic damage, antennas, AC cords, cabinets, headbands, ear-pads, or damage due to line power surges, connection to improper voltage supply or settings, misuse, mishandling, accident, acts of God or attempted repair by an unauthorized service agent.

To obtain service, the purchaser MUST present an original sales receipt / proof of purchase. Please contact us at www.ithomeproducts.com to request an RMA (Return Material Authorization) number to return products for service or replacement. Returns without an RMA number on the package will be refused and returned to sender. Upon receipt of the returning item and our full inspection (IT) may issue a replacement to customer for the same item or of one that has equivalent value and features. To return an item, supply full name, return address, phone number, item purchased, receipt of purchase and reason for return to obtain RMA number.

All returns must be in the original packaging or reasonable substitute to prevent damage. Customer "Must" include full name, shipping address and telephone number inside of package. No return will be shipped back to a PO Box or APO address.

Please include your check or money order in the amount of

- **USD$5.00 for items $10.00 to $39.99 (Price Paid Per Unit)**
- **USD$10.00 for items $40.00 to $99.99. (Price Paid Per Unit)**
- **USD$16.00, for items $100.00 and up. (Price Paid Per Unit)**
- **Shipping fees are non-refundable**

to be payable to Innovative Technology Electronics Corp.(for handling and return shipping charges) (IT) will not be responsible for delays or unprocessed claims resulting from a purchaser's failure to provide any / all of the necessary information. Send all inquiries or RMA request via our website **www.ithomeproducts.com/support.**

Innovative Technology Electronics Corp.
1 Channel Drive
Port Washington, NY 11050
Toll free: 1-877-483-2497
Website for support: www.ithomeproducts.com/support

There are no express warranties except as listed above.
REPAIR OR REPLACEMENT AS PROVIDED UNDER THIS WARRANTY IS THE EXCLUSIVE REMEDY OF THE CUSTOMER. (IT) SHALL NOT BE LIABLE FOR ANY INCIDENTAL OR CONSEQUENTIAL DAMAGES FOR BREACH OF ANY EXPRESS OR IMPLIED WARRANTY ON THIS PRODUCT EXCEPT TO THE EXTENT PROHIBITED BY APPLICABLE LAW. ANY IMPLIED WARRANTY OF MERCHANTABILITY OR FITNESS FOR A PARTICULAR PURPOSE ON THIS PRODUCT IS LIMITED IN DURATION TO THE DURATION OF THIS WARRANTY.
Some states do not allow the exclusion or limitation of incidental or consequential damages, or limitations on how long an implied warranty lasts, so the above exclusions or limitations may not apply to you. This warranty gives you specific legal rights and you may also have other rights, which vary from state to state.

Made In China

NOTE: This equipment has been tested and found to comply with the limits for a Class B digital device, pursuant to part 15 of the FCC Rules. These limits are designed to provide reasonable protection against harmful interference in a residential installation. This equipment generates uses and can radiate radio frequency energy and, if not installed and used in accordance with the instructions, may cause harmful interference to radio communications. However, there is no guarantee that interference will not occur in a particular installation. If this equipment does cause harmful interference to radio or television reception, which can be determined by turning the equipment off and on, the user is encouraged to try to correct the interference by one or more of the following measures:

- Reorient or relocate the receiving antenna.

- Increase the separation between the equipment and receiver.

-Connect the equipment into an outlet on a circuit different from that to which the receiver is connected.

-Consult the dealer or an experienced radio/TV technician for help

Changes or modifications not expressly approved by the party responsible for compliance could void the user's authority to operate the equipment. This device complies with Part 15 of the FCC Rules. Operation is subject to the following two conditions:

(1) this device may not cause harmful interference, and

(2) this device must accept any interference received, including interference that may cause undesired operation.