MAGNAVOX

FAST WIRELESS CHARGING PAD

OWNER'S MANUAL

PLEASE READ BEFORE OPERATING THIS EQUIPMENT.

MODEL: MCH4025

IMPORTANT:

Please read this manual before using the unit to ensure safe and proper use.

- **The unit will generate the magnetic/electric field; never place any medical equipment; watches; credit card; magnetic record card or any magnetic sensitive products close to the unit.**
- Only phones with built-in QI wireless system can recharged by this unit. For details, please refer the user's manual of your phone.
- The design of the unit is indoor use. Never spill or spray any type of liquid on the product.
- Do not use this product near water and moisture, for example: near a bathtub, washbowl, kitchen sink or laundry tub; in a wet basement; or near a swimming pool.
- Do not install near any heat sources such as radiators, heat registers, stoves, or other apparatus (including amplifiers) that produce heat.
- Clean only with dry cloth. Unplug this product from external USB Charging Devices before cleaning. Do not use liquid cleaners or aerosol cleaners. Use a dry closth for cleaning.
- Do NOT place any heavy object on the Charging Surface. It may damage the unit.
- When replacement parts are required, be sure the service technician uses replacement parts specified by the manufacturer or those that have the same characteristics as the original parts. Unauthorized substitutions may result in fire or electric shock or other hazards.

FCC Statement

Warning: Changes or modifications to this unit not expressly approved by the party responsible
for compliance could void the user's authority to operate the equipment.

NOTE: This equipment has been tested and found to comply with the limits for a Class B digital device, pursuant to Part 15 of the FCC Rules. These limits are designed to provide reasonable protection against harmful interference in a residential installation. This equipment generates, uses and can radiate radio frequency energy and, if not installed and used in accordance with the instructions, may cause harmful interference to radio communications.

However, there is no guarantee that interference will not occur in a particular installation. If this equipment does cause harmful interference to radio or television reception, which can be determined by turning the equipment off and on, the user is encouraged to try to correct the interference by one or more of the
following measures:

- Reorient or relocate the receiving antenna.
- Increase the separation between the equipment and receiver.
- Connect the equipment into an outlet on a circuit different from that to which the receiver is connected.
- Consult the dealer or an experienced radio/TV technician for help

The device must not be co-located or operating in conjunction with any other antenna or transmitter.

This device complies with Part 15 of the FCC Rules. Operation is subject to the following two conditions : (1) this device may not cause harmful interference, and (2) this device must accept any interference received, including interference that may cause undesired operation.

LOCATION OF CONTROLS:

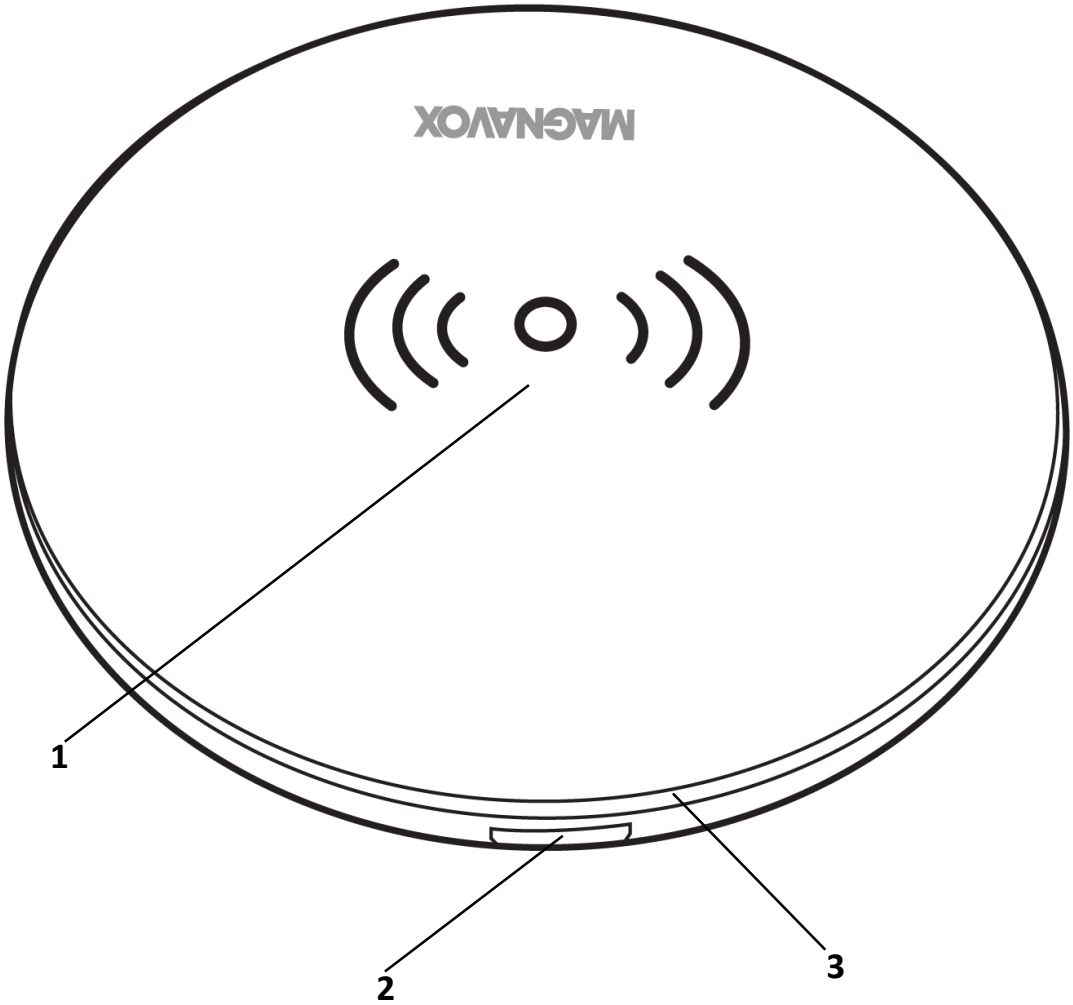

1. Wireless Charging Surface
2. Micro USB Port
3. Blue & Red LED Indicator

OPERATION:

1. Connect the Micro USB Plug from the supplied USB connection cable to the Micro USB Port on the unit as illustrated below:

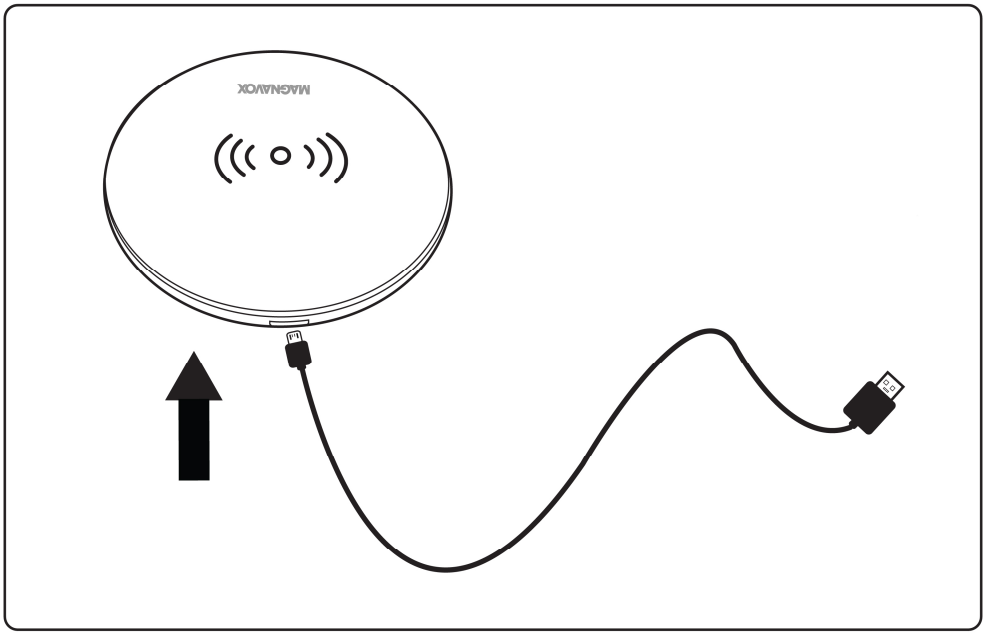

2. Connect the full size USB Plug to the USB Port on your USB Charger (not included) as illustrated below:

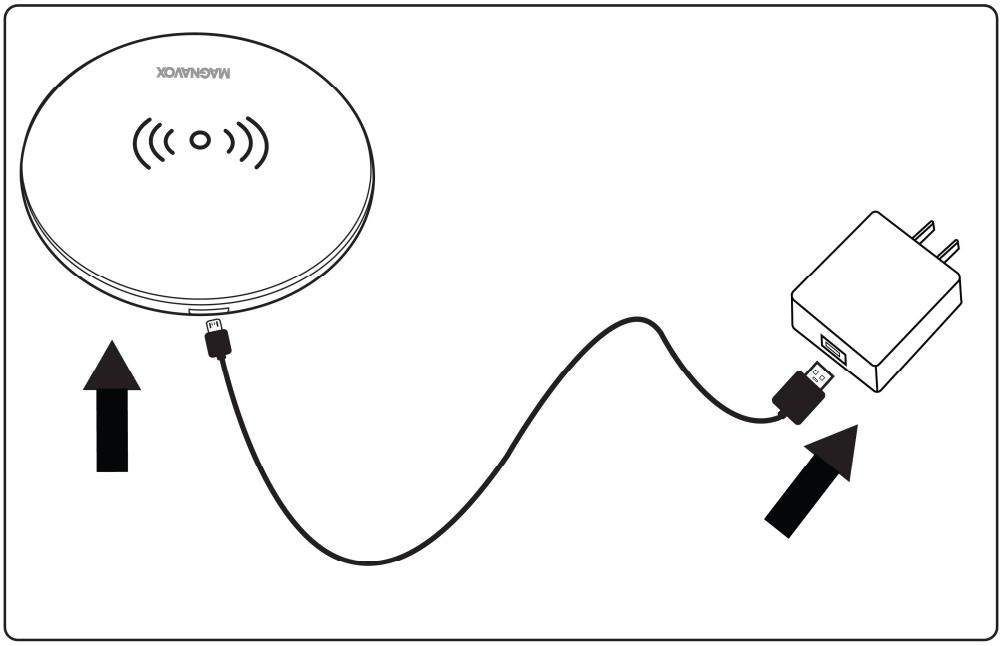

3. The Blue & Red Indicators on the unit will illuminate & blink a few seconds, then turn off.

4. Place your cell phone onto the center of the charging surface as illustrated below until the Blue LED Indicator illuminate and blink slowly (or, the charging icon appears on the cell phone's display) to start charging.

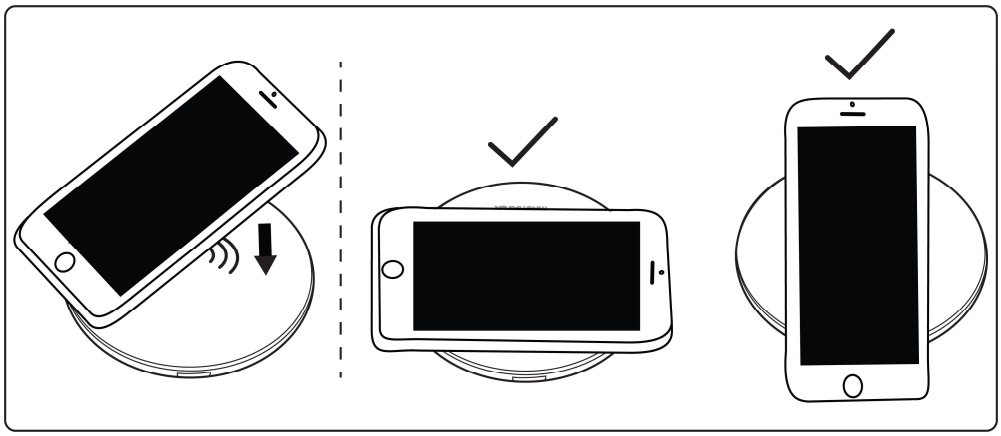

(Note: If the location of the cell phone is incorrect, charging will NOT proceed.)

5. Wait until your cell phone finished charging as usual, the Blue LED Inidcator will stop blinking (or ,The full charging indicators appear on your cell phone's display)

Notes:

1. To charge a cell phone with this Charger, the cell phone must be compatible with the Qi standard for wireless charging.
2. During charging, if the cell phone has a cover or case, it may disturb or prevent the wireless charging function of the cell phone.
3. The charging transmission distance of the unit is less than 8mm, the thickness of cell phone cover or case can NOT extend 8 mm.
4. To maximize the charging speed, using a USB Charger (not included) equipped with Quick Charger 3.0 USB port.
5. Back of phone must be void of attachments or accessories to charge wirelessly.
6. To save energy, disconnect the Charger from the USB Charger if not using it for an extended period of time.

GENERAL SPECIFICATION:

Input:	DC ⎓ 5V/2A or 9V/1.67A
Output:	5W or 10W
Transmission Distance:	Up to 8 mm

ACCESSORIES:

1X Owner's Manual

1X USB Connection Cable (For Charging Only)

SPECIFICATIONS AND ACCESSORIES ARE SUBJECT TO CHANGE WITHOUT NOTICE

LIMITED WARRANTY

Craig Electronics Inc. warrants this product to be free from manufacturing defects in material and workmanship under normal use for a period of 180 days from date of purchase. If service is required, please return the product to the store where it was purchased for exchange; or, pack the unit in the original packing material with all accessories if applicable, a copy of your sales receipt and a Cashier's check or Money Order for $3 (to cover shipping and handling costs) payable to Craig Electronics Inc. For consumers in Canada, please make sure that the cashier check or money order is redeemable through a U.S. bank. Ship your product freight pre-paid. Your unit will be repaired, replaced or if the unit can not be repaired or replaced, a refund will be forwarded to you within four weeks of receipt of your unit. Please ship your unit to:

Craig Electronics Inc.
1160 NW 163 Drive
Miami, Fl 33169

This warranty is void if the product has been: a) Used in a commercial application or rental. b) Damaged through misuse, negligence, or abuse. c) Modified or repaired by anyone other than an authorized Craig Electronics Inc. service center. d) Damaged because it is improperly connected to any other equipment.
Note: This warranty does not cover: a) Ordinary adjustments as outlined in the Owner's Manual which can be performed by the customer. b) Damage to equipment not properly connected to the product. c) Any cost incurred in shipping the product for repair. d) Damage to the product not used in the USA.

This warranty is not transferable and only applies to the original purchase. Any implied warranties, including the warranty of merchantability, are limited in duration to the period of this expressed warranty and no warranty whether expressed or implied shall apply to the product thereafter.

Under no circumstance shall Craig Electronics Inc. be liable for any loss or consequential damage arising out of the use of this product. This warranty gives specific legal rights. However, you may have other rights which may vary from state to state. Some states do not allow limitations on implied warranties or exclusion of consequential damage. Therefore, these restrictions may not apply to you.

This product has been manufactured by and is sold under the responsibility of Craig Electronics Inc., and Craig Electronics Inc. is the warrantor in relation to this product. MAGNAVOX and SMART. VERY SMART are registered trademarks of Koninklijke Philips N.V. and are used under license from Koninklijke Philips N.V.

To Obtain Service on your Product
email: magnavox@craigelectronics.com

Printed in China MCH4025_WC_E0CS1_B0US