Exhibit 14 TEST SETUPS PHOTOGRAPHS

SECTION 2.1033(c) (21)

Contain at least one drawing or photograph showing the test set-up for each of the required types of tests applicable to the device for which certification is requested. These drawings or photographs must show enough detail to confirm other information contained in the test report. Any photographs used must be focused originals without glare or dark spots and must clearly show the test configuration used.

Response:

The photographs of the test setups for the **FA3WA01AirScale 5G 39GHz mmWave Radio, FCC ID: 2AD8UFA3WA01** are below.

.

Exhibit 14 – PHOTOGRAPHS OF THE TEST SETUPS ***continued***

Radiated Emissions Product Setup in AR-4



AR-4 Testing Control Room



Exhibit 14 - Test Setup Photographs –*continued*

30 MHz-1 GHz AR-4



1 GHz – 18 GHz AR-4



Exhibit 14 - Test Setup Photographs –*continued*

18GHz-22.5GHz AR-4



26.5GHz-40 GHz AR-4



Exhibit 14 – Test Setup Photographs - ***continued***

40GHz-90 GHz AR-4



90GHz-200 GHz AR-4



Exhibit 14 – Test Setup Photographs - ***continued***

Product Set up in AR-8



Radio Testing Control Room

Exhibit 14 – Test Setup Photographs - ***continued***

Radio Testing 37-43 GHz at 6.5 m in AR-8



TRP 2 Cut Testing 26.5-43 GHz at 4 m in AR-8



Exhibit 14 - Test Setup Photographs –*continued*

2AD8UFA3WA01 in thermal chamber

Support Equipment