Measured Band Edge Result									
Channel Bandwidth (MHz)	**Modulation**	**Freq. (MHz)**	**RB Size**	**RB offset**	**Range (MHz)**	**ANT 0 (dBm)**	**ANT 2 (dBm)**	**Total (dBm)**	**Limit (dBm)**
10	QPSK	1855	1	0	1849~1848	-35.198	-36.392	-32.74	-13.00
					1848~1847	-41.808	-42.481	-39.12	-13.00
					1847~1846	-41.036	-42.682	-38.77	-13.00
					1846~1845	-44.915	-46.451	-42.61	-13.00
					1845~1844	-46.826	-47.958	-44.34	-13.00
10	QPSK	1855	50	0	1849~1848	-25.399	-25.657	-22.52	-13.00
					1848~1847	-26.978	-26.587	-23.77	-13.00
					1847~1846	-27.704	-26.754	-24.19	-13.00
					1846~1845	-28.213	-27.445	-24.80	-13.00
					1845~1844	-28.878	-27.912	-25.36	-13.00
10	QPSK	1910	1	49	1916~1917	-37.262	-36.427	-33.81	-13.00
					1917~1918	-43.184	-42.400	-39.76	-13.00
					1918~1919	-41.763	-43.319	-39.46	-13.00
					1919~1920	-46.180	-46.301	-43.23	-13.00
					1920~1921	-48.038	-47.684	-44.85	-13.00
10	QPSK	1910	50	0	1916~1917	-24.779	-22.987	-20.78	-13.00
					1917~1918	-26.006	-24.026	-21.89	-13.00
					1918~1919	-26.636	-24.962	-22.71	-13.00
					1919~1920	-27.316	-25.824	-23.50	-13.00
					1920~1921	-28.190	-26.600	-24.31	-13.00

Worst Plot of QPSK, Low Channel

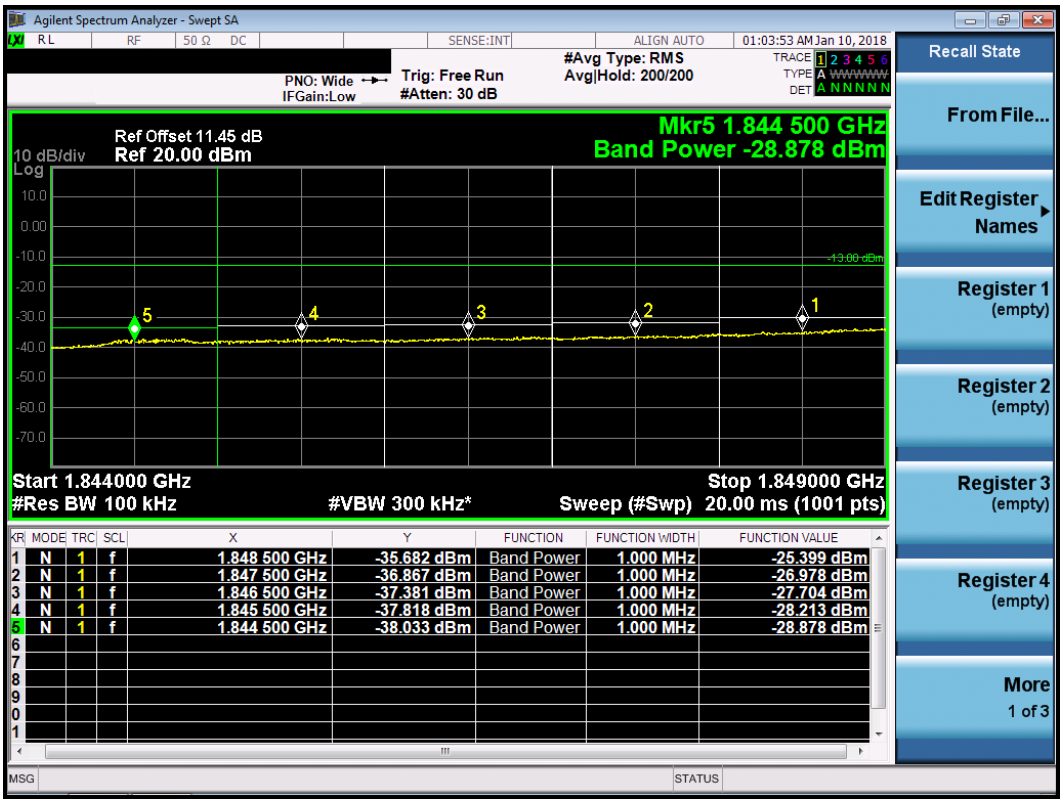

KR	MODE	TRC	SCL	X	Y	FUNCTION	FUNCTION WIDTH	FUNCTION VALUE
1	N	1	f	1.848 500 GHz	-35.682 dBm	Band Power	1.000 MHz	-25.399 dBm
2	N	1	f	1.847 500 GHz	-36.867 dBm	Band Power	1.000 MHz	-26.978 dBm
3	N	1	f	1.846 500 GHz	-37.381 dBm	Band Power	1.000 MHz	-27.704 dBm
4	N	1	f	1.845 500 GHz	-37.818 dBm	Band Power	1.000 MHz	-28.213 dBm
5	N	1	f	1.844 500 GHz	-38.033 dBm	Band Power	1.000 MHz	-28.878 dBm

Worst Plot of QPSK, High Channel

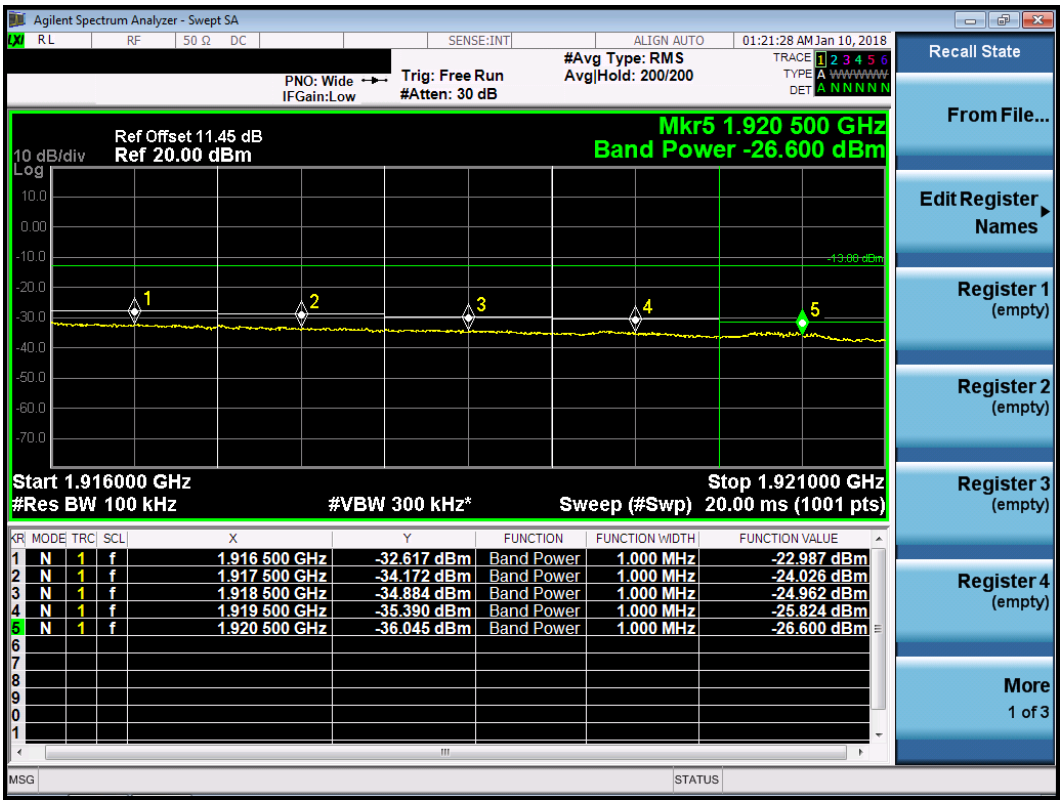

KR	MODE	TRC	SCL	X	Y	FUNCTION	FUNCTION WIDTH	FUNCTION VALUE
1	N	1	f	1.916 500 GHz	-32.617 dBm	Band Power	1.000 MHz	-22.987 dBm
2	N	1	f	1.917 500 GHz	-34.172 dBm	Band Power	1.000 MHz	-24.026 dBm
3	N	1	f	1.918 500 GHz	-34.884 dBm	Band Power	1.000 MHz	-24.962 dBm
4	N	1	f	1.919 500 GHz	-35.390 dBm	Band Power	1.000 MHz	-25.824 dBm
5	N	1	f	1.920 500 GHz	-36.045 dBm	Band Power	1.000 MHz	-26.600 dBm

Measured Band Edge Result									
Channel Bandwidth (MHz)	**Modulation**	**Freq. (MHz)**	**RB Size**	**RB offset**	**Range (MHz)**	**ANT 0 (dBm)**	**ANT 2 (dBm)**	**Total (dBm)**	**Limit (dBm)**
10	16QAM	1855	1	0	1849~1848	-36.356	-37.547	-33.90	-13.00
					1848~1847	-42.520	-43.372	-39.91	-13.00
					1847~1846	-42.480	-42.771	-39.61	-13.00
					1846~1845	-45.725	-47.191	-43.39	-13.00
					1845~1844	-47.180	-48.456	-44.76	-13.00
10	16QAM	1855	50	0	1849~1848	-25.412	-27.106	-23.17	-13.00
					1848~1847	-26.635	-27.987	-24.25	-13.00
					1847~1846	-27.598	-28.731	-25.12	-13.00
					1846~1845	-28.515	-29.573	-26.00	-13.00
					1845~1844	-29.625	-30.513	-27.04	-13.00
10	16QAM	1910	1	49	1916~1917	-38.353	-37.650	-34.98	-13.00
					1917~1918	-43.936	-43.167	-40.52	-13.00
					1918~1919	-43.426	-44.273	-40.82	-13.00
					1919~1920	-47.139	-46.986	-44.05	-13.00
					1920~1921	-48.471	-48.119	-45.28	-13.00
10	16QAM	1910	50	0	1916~1917	-25.310	-23.289	-21.17	-13.00
					1917~1918	-26.387	-24.297	-22.21	-13.00
					1918~1919	-27.258	-25.484	-23.27	-13.00
					1919~1920	-28.037	-26.622	-24.26	-13.00
					1920~1921	-29.175	-27.868	-25.46	-13.00

Worst Plot of 16QAM, Low Channel

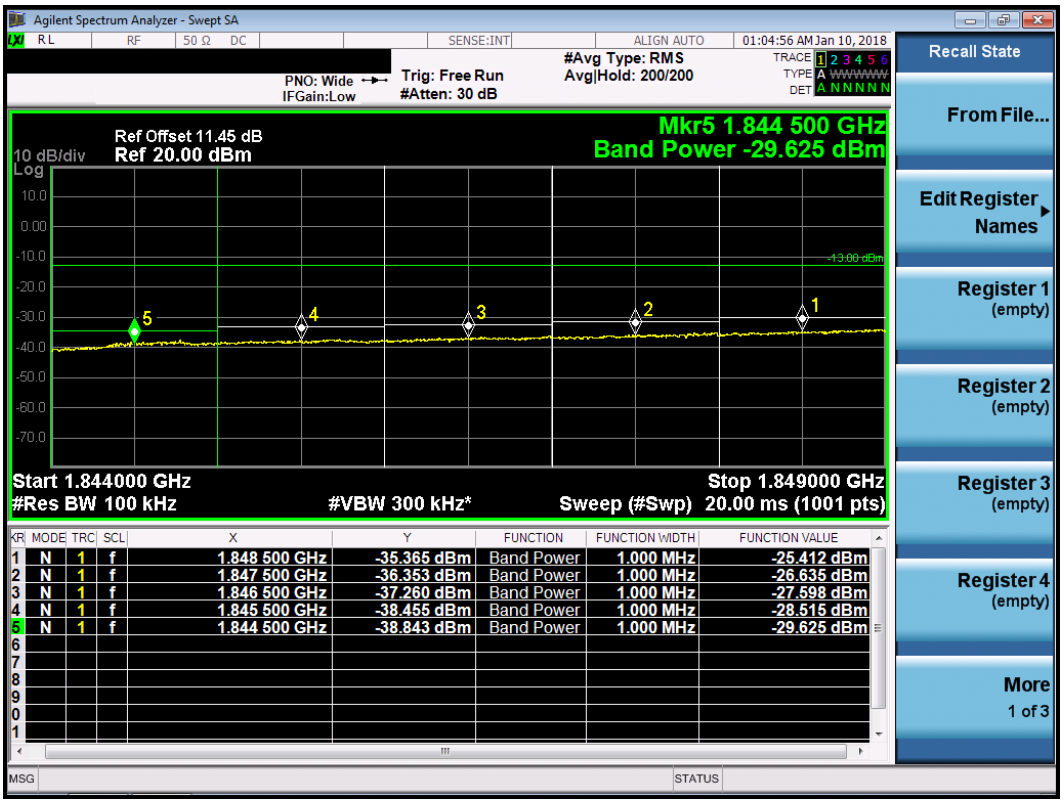

Worst Plot of 16QAM, High Channel

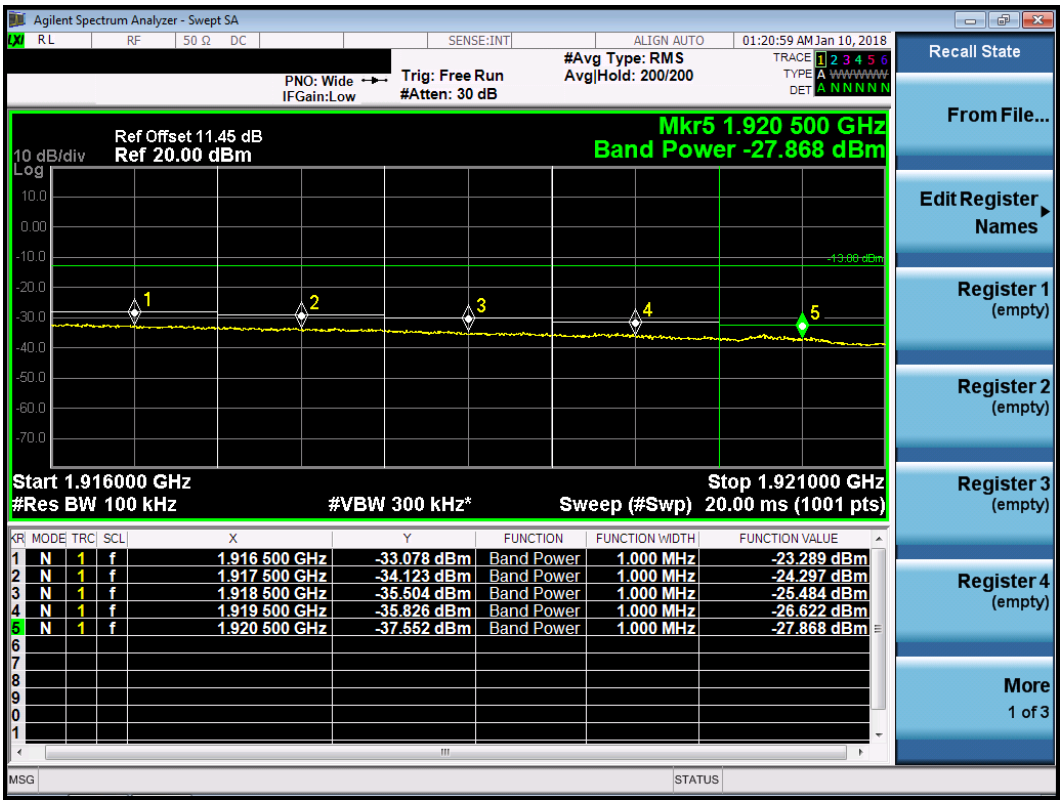

Measured Band Edge Result									
Channel Bandwidth (MHz)	**Modulation**	**Freq. (MHz)**	**RB Size**	**RB offset**	**Range (MHz)**	**ANT 0 (dBm)**	**ANT 2 (dBm)**	**Total (dBm)**	**Limit (dBm)**
10	64QAM	1855	1	0	1849~1848	-37.028	-39.070	-34.92	-13.00
					1848~1847	-43.027	-44.756	-40.80	-13.00
					1847~1846	-44.006	-44.561	-41.26	-13.00
					1846~1845	-46.520	-48.504	-44.39	-13.00
					1845~1844	-47.639	-49.496	-45.46	-13.00
10	64QAM	1855	50	0	1849~1848	-26.123	-27.082	-23.57	-13.00
					1848~1847	-27.392	-28.324	-24.82	-13.00
					1847~1846	-28.406	-29.292	-25.82	-13.00
					1846~1845	-29.559	-30.299	-26.90	-13.00
					1845~1844	-30.779	-31.675	-28.19	-13.00
10	64QAM	1910	1	49	1916~1917	-39.221	-38.542	-35.86	-13.00
					1917~1918	-44.752	-43.960	-41.33	-13.00
					1918~1919	-45.446	-45.124	-42.27	-13.00
					1919~1920	-48.176	-47.987	-45.07	-13.00
					1920~1921	-49.385	-49.044	-46.20	-13.00
10	64QAM	1910	50	0	1916~1917	-28.778	-25.726	-23.98	-13.00
					1917~1918	-29.891	-26.957	-25.17	-13.00
					1918~1919	-30.866	-28.298	-26.38	-13.00
					1919~1920	-31.843	-29.676	-27.62	-13.00
					1920~1921	-33.164	-31.082	-28.99	-13.00

Worst Plot of 64QAM, Low Channel

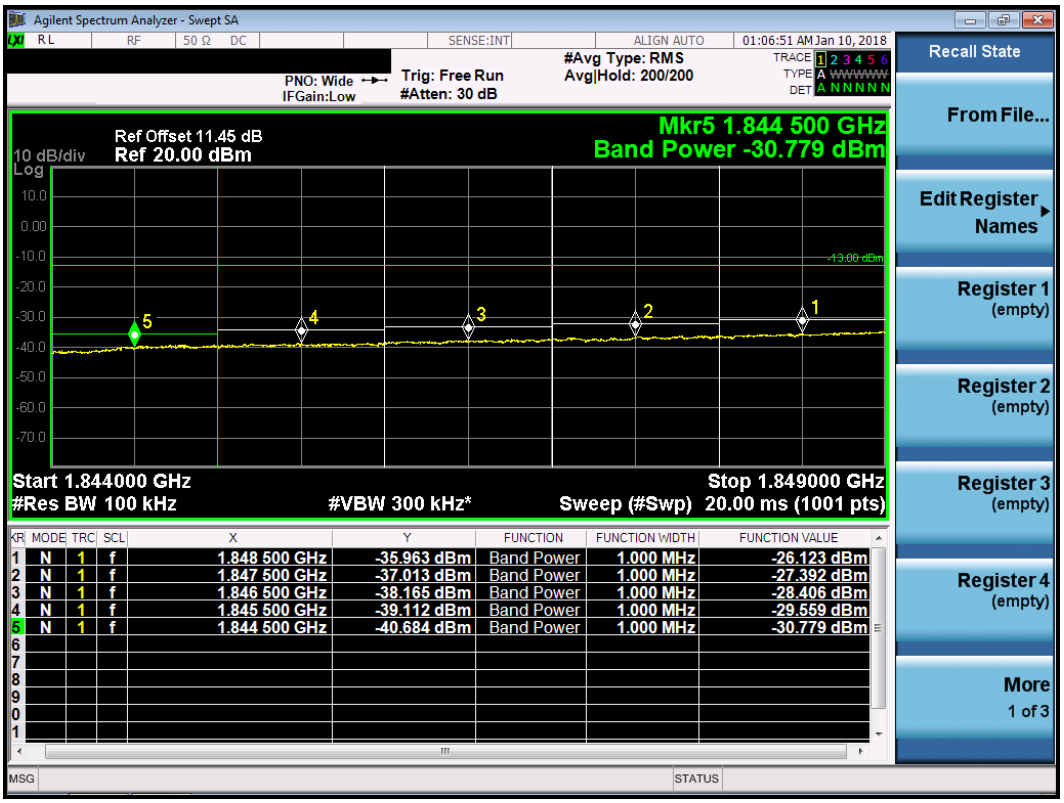

Worst Plot of 64QAM, High Channel

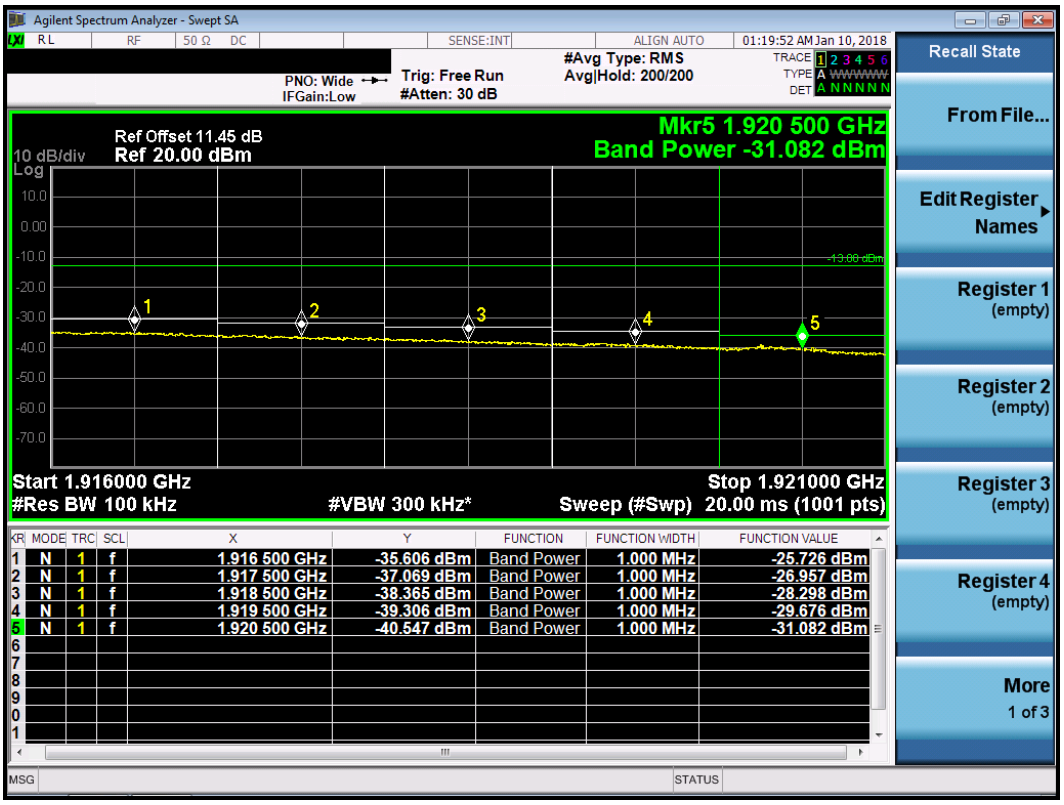

Measured Band Edge Result									
Channel Bandwidth (MHz)	**Modulation**	**Freq. (MHz)**	**RB Size**	**RB offset**	**Range (MHz)**	**ANT 0 (dBm)**	**ANT 2 (dBm)**	**Total (dBm)**	**Limit (dBm)**
15	QPSK	1857.5	1	0	1849~1848	-35.413	-36.547	-32.93	-13.00
					1848~1847	-39.890	-40.485	-37.17	-13.00
					1847~1846	-42.293	-43.008	-39.63	-13.00
					1846~1845	-44.511	-45.601	-42.01	-13.00
					1845~1844	-42.214	-40.977	-38.54	-13.00
15	QPSK	1857.5	75	0	1849~1848	-25.634	-24.558	-22.05	-13.00
					1848~1847	-26.450	-25.910	-23.16	-13.00
					1847~1846	-27.680	-27.880	-24.77	-13.00
					1846~1845	-28.234	-28.416	-25.31	-13.00
					1845~1844	-29.327	-29.452	-26.38	-13.00
15	QPSK	1907.5	1	74	1916~1917	-37.954	-36.926	-34.40	-13.00
					1917~1918	-42.029	-40.606	-38.25	-13.00
					1918~1919	-44.376	-43.128	-40.70	-13.00
					1919~1920	-46.375	-45.485	-42.90	-13.00
					1920~1921	-39.608	-40.267	-36.91	-13.00
15	QPSK	1907.5	75	0	1916~1917	-24.028	-24.109	-21.06	-13.00
					1917~1918	-23.881	-24.479	-21.16	-13.00
					1918~1919	-25.032	-25.532	-22.26	-13.00
					1919~1920	-26.416	-26.561	-23.48	-13.00
					1920~1921	-27.299	-27.361	-24.32	-13.00

Worst Plot of QPSK, Low Channel

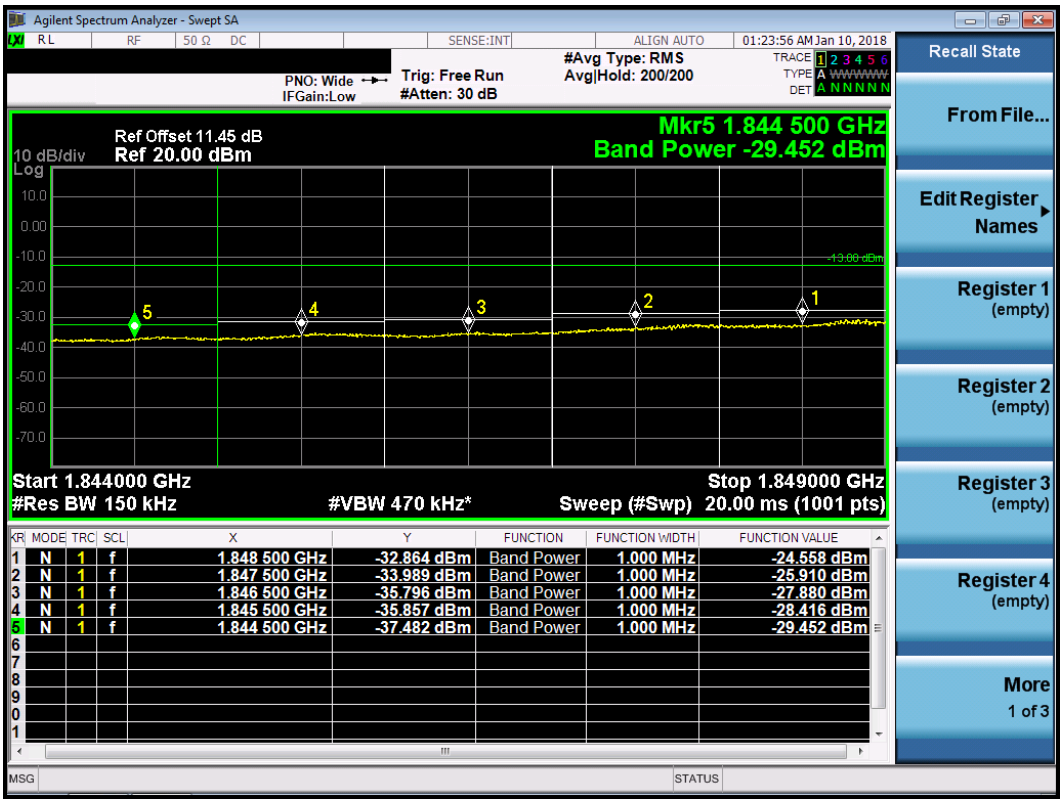

Worst Plot of QPSK, High Channel

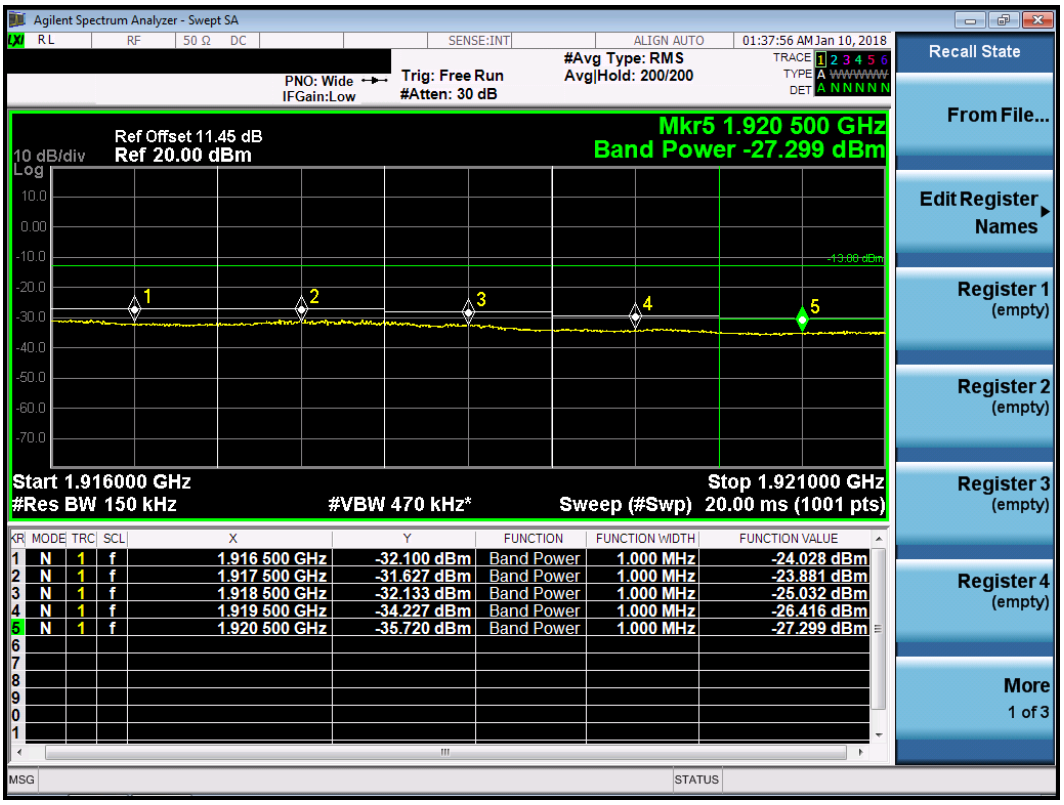

Measured Band Edge Result									
Channel Bandwidth (MHz)	**Modulation**	**Freq. (MHz)**	**RB Size**	**RB offset**	**Range (MHz)**	**ANT 0 (dBm)**	**ANT 2 (dBm)**	**Total (dBm)**	**Limit (dBm)**
15	16QAM	1857.5	1	0	1849~1848	-36.348	-37.362	-33.82	-13.00
					1848~1847	-40.635	-41.326	-37.96	-13.00
					1847~1846	-42.946	-43.778	-40.33	-13.00
					1846~1845	-45.115	-46.232	-42.63	-13.00
					1845~1844	-43.543	-41.932	-39.65	-13.00
15	16QAM	1857.5	75	0	1849~1848	-25.758	-26.296	-23.01	-13.00
					1848~1847	-26.317	-26.887	-23.58	-13.00
					1847~1846	-27.723	-28.562	-25.11	-13.00
					1846~1845	-28.676	-29.682	-26.14	-13.00
					1845~1844	-29.573	-30.196	-26.86	-13.00
15	16QAM	1907.5	1	74	1916~1917	-38.957	-37.828	-35.35	-13.00
					1917~1918	-43.002	-41.351	-39.09	-13.00
					1918~1919	-45.487	-43.948	-41.64	-13.00
					1919~1920	-47.478	-46.150	-43.75	-13.00
					1920~1921	-42.358	-41.377	-38.83	-13.00
15	16QAM	1907.5	75	0	1916~1917	-24.798	-25.434	-22.09	-13.00
					1917~1918	-24.534	-25.486	-21.97	-13.00
					1918~1919	-25.643	-27.094	-23.30	-13.00
					1919~1920	-26.904	-28.464	-24.60	-13.00
					1920~1921	-27.674	-29.211	-25.36	-13.00

Worst Plot of 16QAM, Low Channel

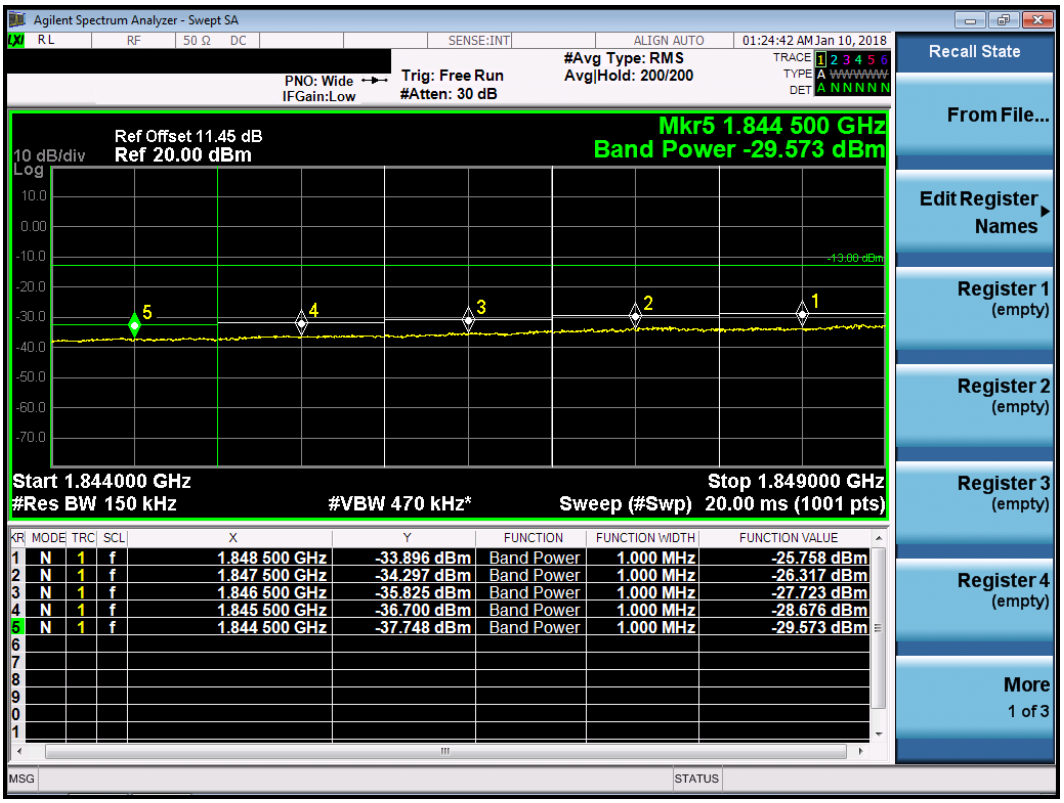

Worst Plot of 16QAM, High Channel

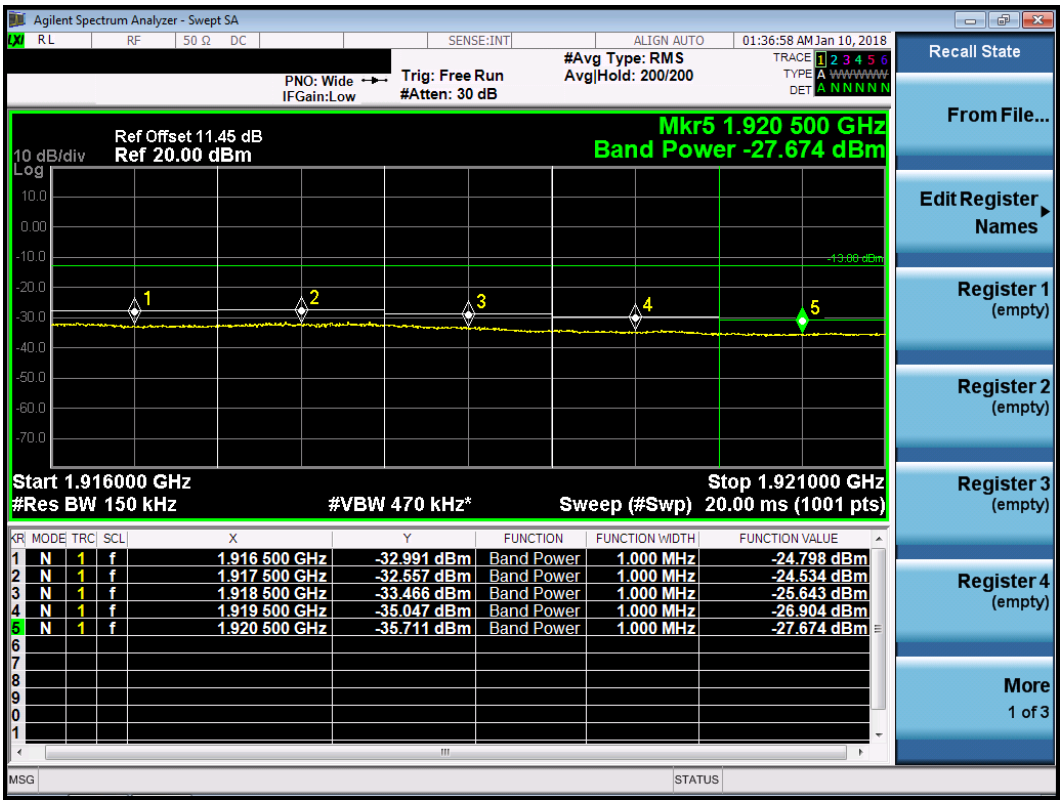

Measured Band Edge Result									
Channel Bandwidth (MHz)	**Modulation**	**Freq. (MHz)**	**RB Size**	**RB offset**	**Range (MHz)**	**ANT 0 (dBm)**	**ANT 2 (dBm)**	**Total (dBm)**	**Limit (dBm)**
15	64QAM	1857.5	1	0	1849~1848	-37.284	-39.175	-35.12	-13.00
					1848~1847	-41.414	-42.852	-39.06	-13.00
					1847~1846	-43.634	-45.210	-41.34	-13.00
					1846~1845	-45.713	-47.557	-43.53	-13.00
					1845~1844	-44.569	-44.579	-41.56	-13.00
15	64QAM	1857.5	75	0	1849~1848	-28.428	-26.709	-24.47	-13.00
					1848~1847	-29.011	-27.110	-24.95	-13.00
					1847~1846	-30.613	-28.737	-26.56	-13.00
					1846~1845	-31.686	-30.245	-27.90	-13.00
					1845~1844	-32.628	-30.806	-28.61	-13.00
15	64QAM	1907.5	1	74	1916~1917	-39.705	-38.428	-36.01	-13.00
					1917~1918	-43.732	-42.350	-39.98	-13.00
					1918~1919	-46.142	-44.899	-42.47	-13.00
					1919~1920	-47.986	-47.125	-44.52	-13.00
					1920~1921	-42.487	-42.412	-39.44	-13.00
15	64QAM	1907.5	75	0	1916~1917	-27.760	-26.000	-23.78	-13.00
					1917~1918	-27.482	-26.063	-23.70	-13.00
					1918~1919	-28.595	-27.849	-25.20	-13.00
					1919~1920	-29.925	-29.526	-26.71	-13.00
					1920~1921	-30.737	-30.228	-27.46	-13.00

Worst Plot of 64QAM, Low Channel

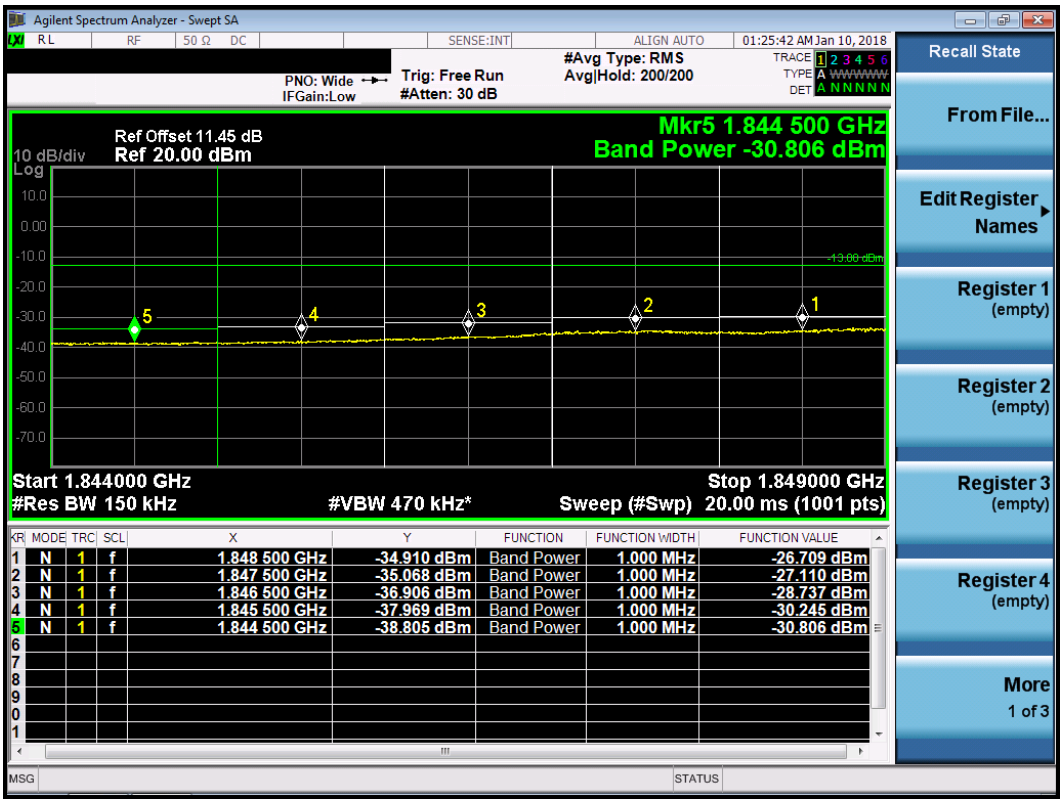

Worst Plot of 64QAM, High Channel

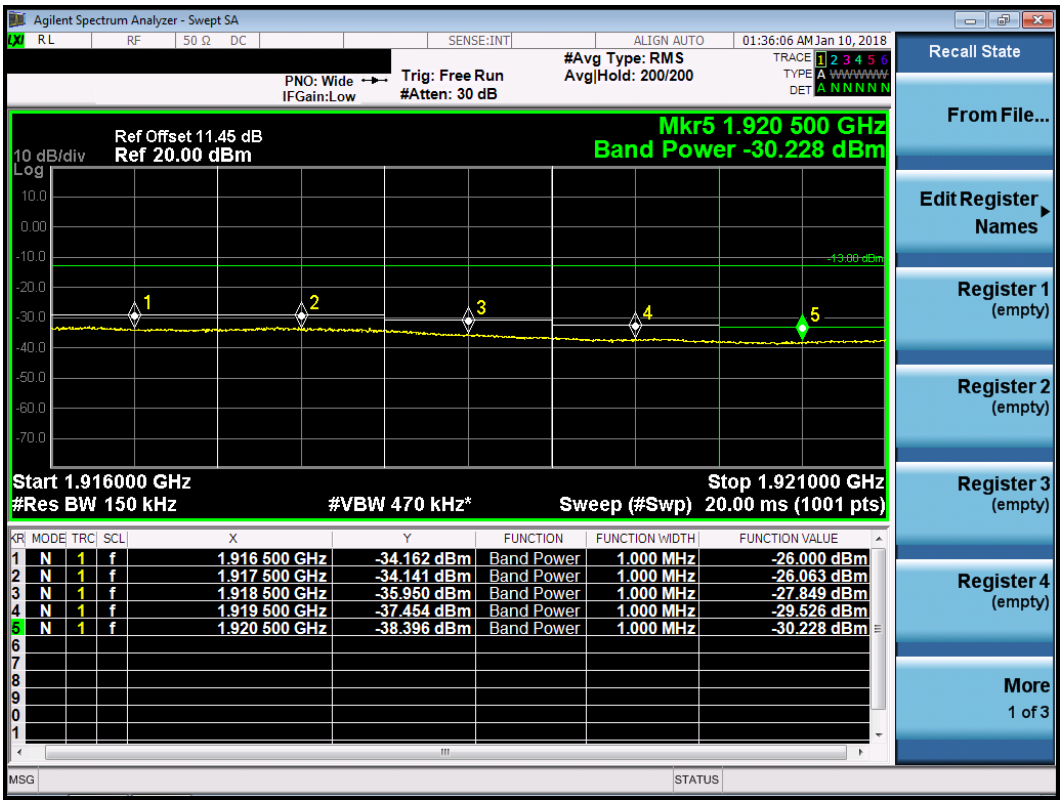

Measured Band Edge Result									
Channel Bandwidth (MHz)	**Modulation**	**Freq. (MHz)**	**RB Size**	**RB offset**	**Range (MHz)**	**ANT 0 (dBm)**	**ANT 2 (dBm)**	**Total (dBm)**	**Limit (dBm)**
20	QPSK	1860	1	0	1849~1848	-37.473	-38.048	-34.74	-13.00
					1848~1847	-39.376	-39.793	-36.57	-13.00
					1847~1846	-42.760	-43.230	-39.98	-13.00
					1846~1845	-44.539	-45.385	-41.93	-13.00
					1845~1844	-46.022	-47.245	-43.58	-13.00
20	QPSK	1860	100	0	1849~1848	-26.442	-25.653	-23.02	-13.00
					1848~1847	-27.459	-26.820	-24.12	-13.00
					1847~1846	-28.347	-27.855	-25.08	-13.00
					1846~1845	-29.073	-29.123	-26.09	-13.00
					1845~1844	-30.364	-30.415	-27.38	-13.00
20	QPSK	1905	1	99	1916~1917	-39.085	-37.994	-35.50	-13.00
					1917~1918	-41.227	-39.994	-37.56	-13.00
					1918~1919	-44.470	-43.349	-40.86	-13.00
					1919~1920	-46.352	-45.464	-42.88	-13.00
					1920~1921	-47.707	-46.931	-44.29	-13.00
20	QPSK	1905	100	0	1916~1917	-25.105	-24.996	-22.04	-13.00
					1917~1918	-25.772	-25.852	-22.80	-13.00
					1918~1919	-26.326	-26.399	-23.35	-13.00
					1919~1920	-26.757	-27.129	-23.93	-13.00
					1920~1921	-27.541	-27.989	-24.75	-13.00

Worst Plot of QPSK, Low Channel

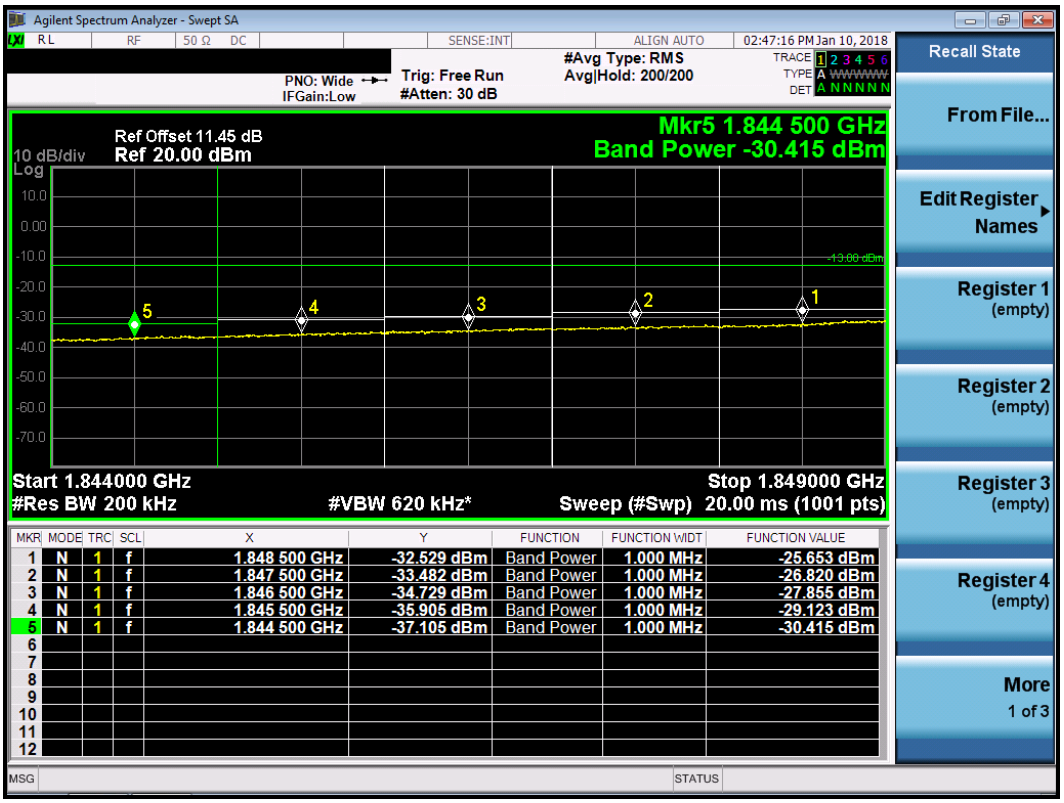

Worst Plot of QPSK, High Channel

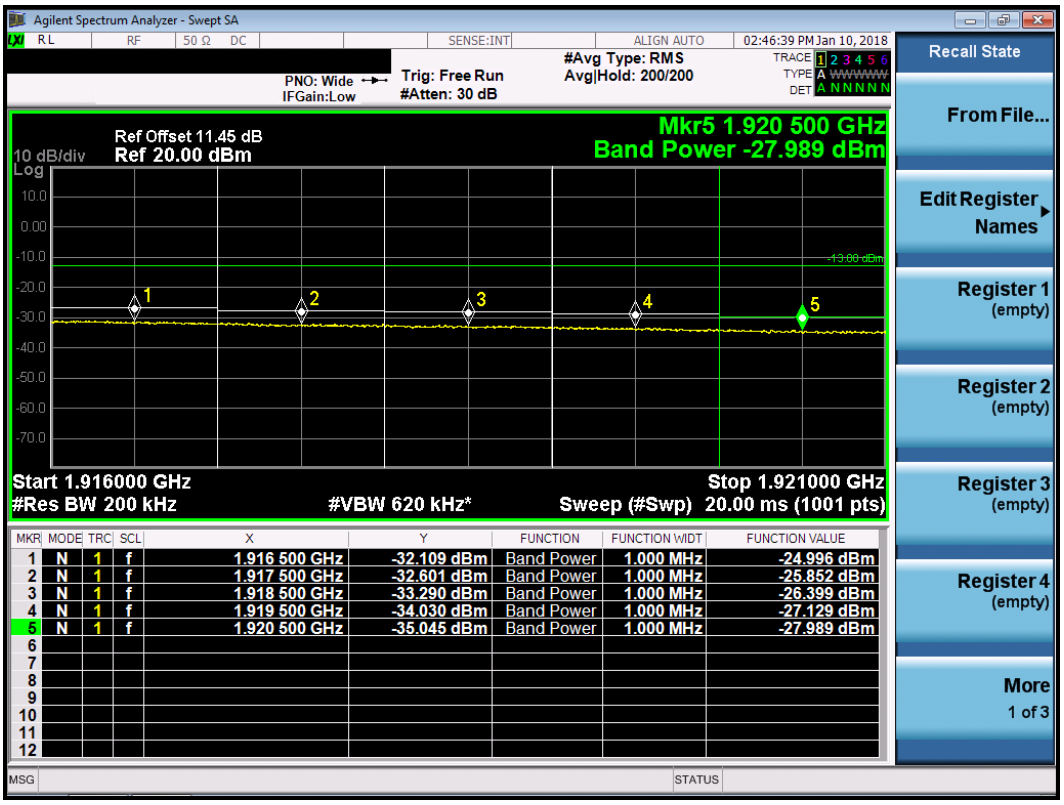

Measured Band Edge Result									
Channel Bandwidth (MHz)	**Modulation**	**Freq. (MHz)**	**RB Size**	**RB offset**	**Range (MHz)**	**ANT 0 (dBm)**	**ANT 2 (dBm)**	**Total (dBm)**	**Limit (dBm)**
20	16QAM	1860	1	0	1849~1848	-38.047	-38.818	-35.41	-13.00
					1848~1847	-39.967	-40.616	-37.27	-13.00
					1847~1846	-43.218	-43.970	-40.57	-13.00
					1846~1845	-44.998	-46.002	-42.46	-13.00
					1845~1844	-46.477	-47.739	-44.05	-13.00
20	16QAM	1860	100	0	1849~1848	-26.499	-26.016	-23.24	-13.00
					1848~1847	-27.345	-27.159	-24.24	-13.00
					1847~1846	-28.013	-27.779	-24.88	-13.00
					1846~1845	-28.695	-28.492	-25.58	-13.00
					1845~1844	-29.685	-29.101	-26.37	-13.00
20	16QAM	1905	1	99	1916~1917	-39.857	-38.914	-36.35	-13.00
					1917~1918	-42.023	-40.814	-38.37	-13.00
					1918~1919	-45.066	-43.981	-41.48	-13.00
					1919~1920	-46.901	-46.095	-43.47	-13.00
					1920~1921	-48.189	-47.477	-44.81	-13.00
20	16QAM	1905	100	0	1916~1917	-26.013	-26.061	-23.03	-13.00
					1917~1918	-26.552	-26.823	-23.68	-13.00
					1918~1919	-26.977	-27.449	-24.20	-13.00
					1919~1920	-27.206	-28.177	-24.65	-13.00
					1920~1921	-27.865	-28.890	-25.34	-13.00

Worst Plot of 16QAM, Low Channel

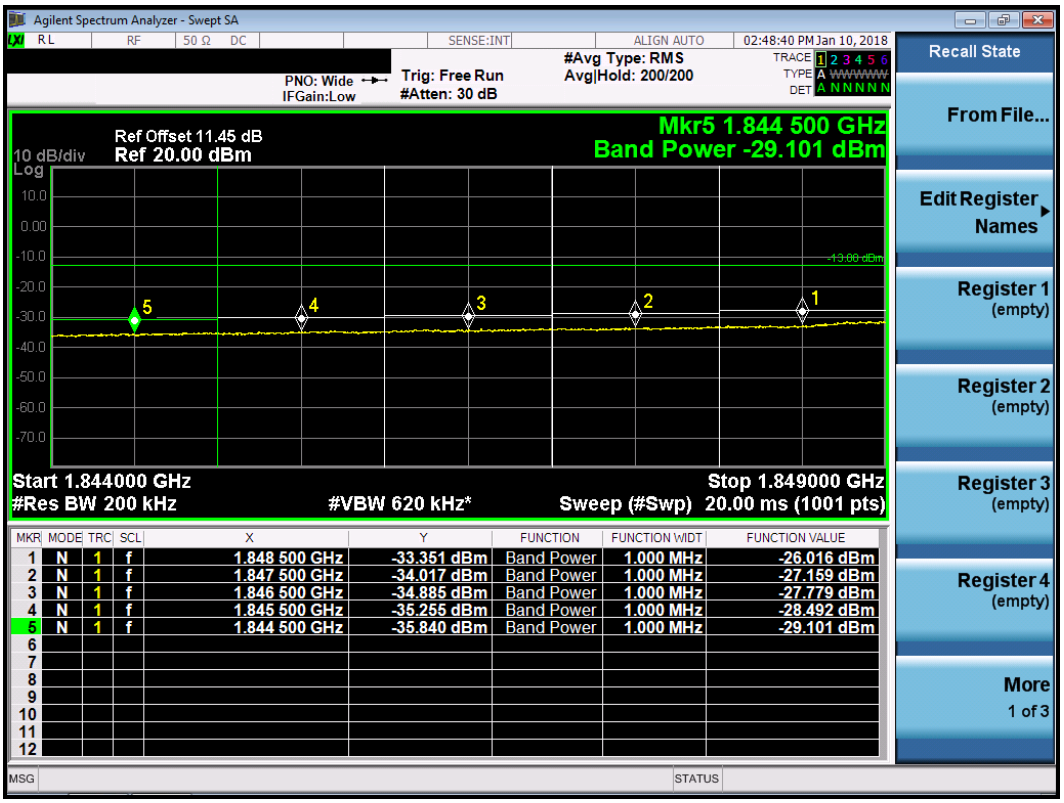

Worst Plot of 16QAM, High Channel

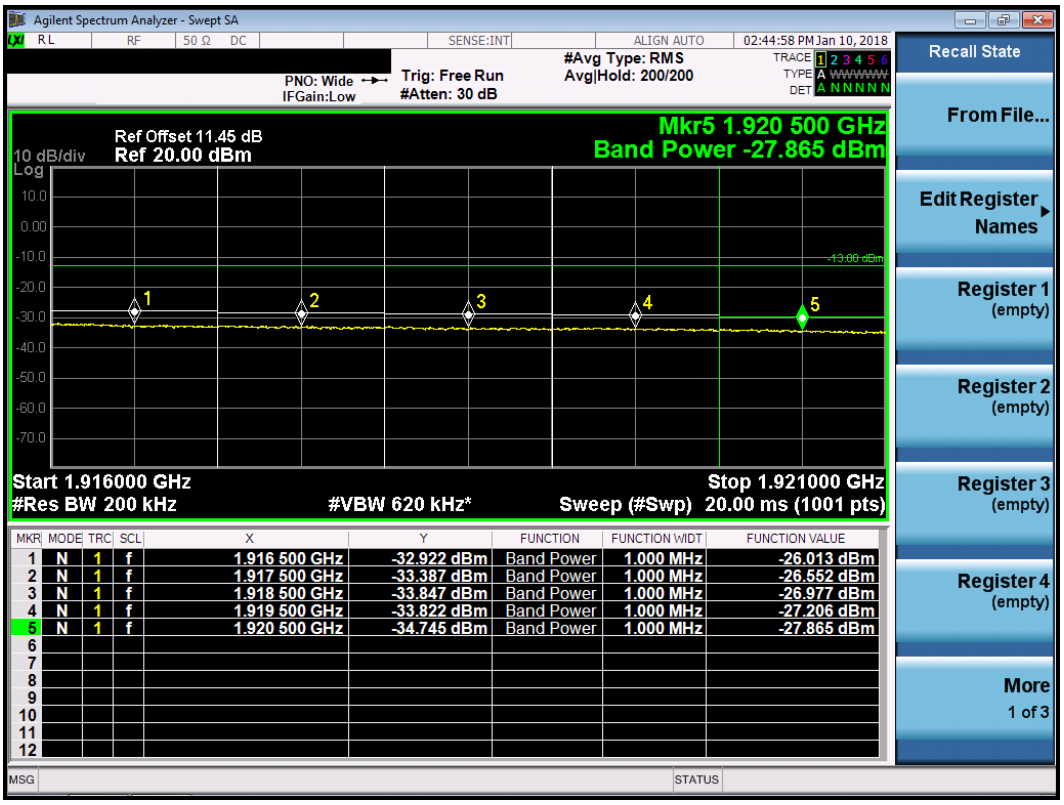

Measured Band Edge Result									
Channel Bandwidth (MHz)	**Modulation**	**Freq. (MHz)**	**RB Size**	**RB offset**	**Range (MHz)**	**ANT 0 (dBm)**	**ANT 2 (dBm)**	**Total (dBm)**	**Limit (dBm)**
20	64QAM	1860	1	0	1849~1848	-38.938	-39.749	-36.31	-13.00
					1848~1847	-40.774	-41.440	-38.08	-13.00
					1847~1846	-43.925	-44.693	-41.28	-13.00
					1846~1845	-45.627	-46.655	-43.10	-13.00
					1845~1844	-46.969	-48.201	-44.53	-13.00
20	64QAM	1860	100	0	1849~1848	-28.669	-27.753	-25.18	-13.00
					1848~1847	-29.324	-28.695	-25.99	-13.00
					1847~1846	-30.176	-29.400	-26.76	-13.00
					1846~1845	-31.161	-30.140	-27.61	-13.00
					1845~1844	-32.343	-30.912	-28.56	-13.00
20	64QAM	1905	1	99	1916~1917	-40.845	-39.823	-37.29	-13.00
					1917~1918	-42.929	-41.695	-39.26	-13.00
					1918~1919	-46.063	-44.978	-42.48	-13.00
					1919~1920	-47.795	-47.069	-44.41	-13.00
					1920~1921	-49.083	-48.476	-45.76	-13.00
20	64QAM	1905	100	0	1916~1917	-26.863	-26.477	-23.66	-13.00
					1917~1918	-27.477	-27.227	-24.34	-13.00
					1918~1919	-27.885	-28.061	-24.96	-13.00
					1919~1920	-28.338	-28.960	-25.63	-13.00
					1920~1921	-29.002	-29.690	-26.32	-13.00

Worst Plot of 64QAM, Low Channel

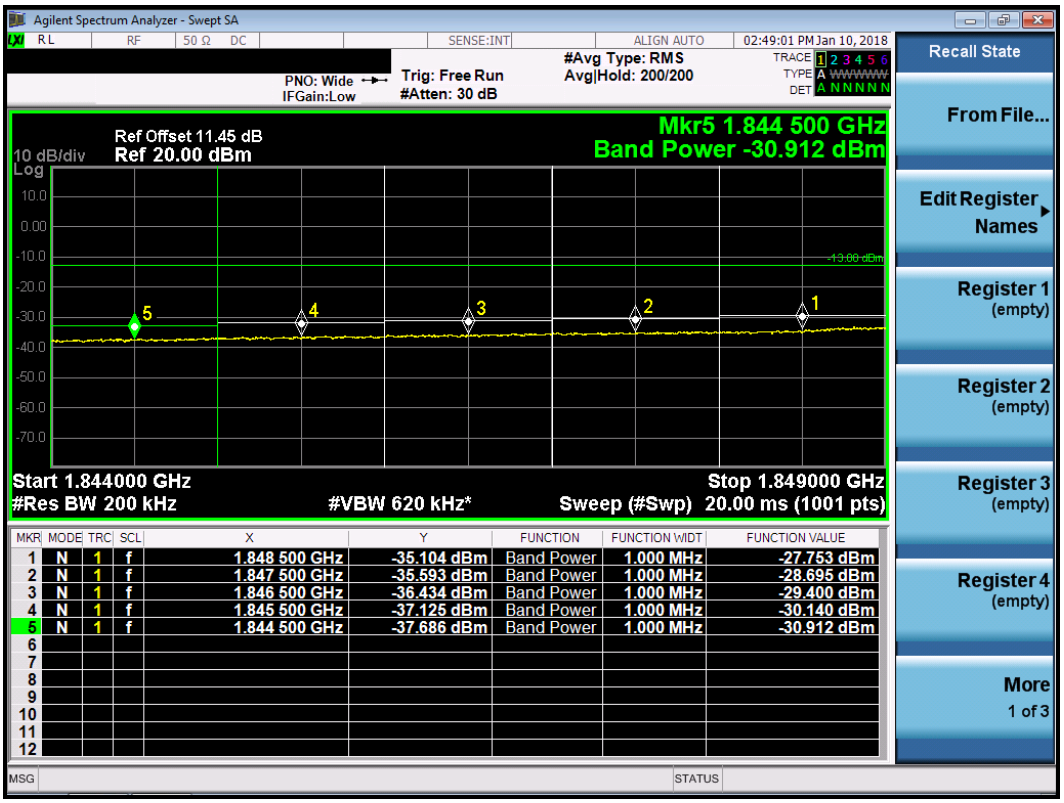

Worst Plot of 64QAM, High Channel

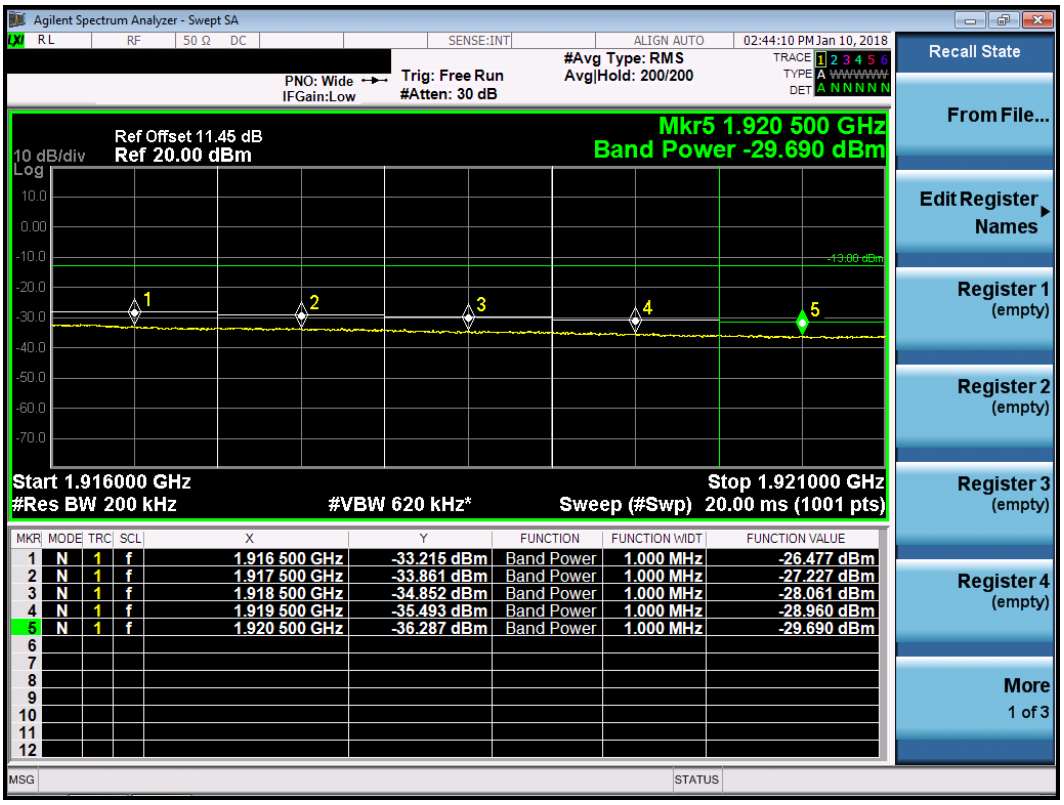

3.4.6 Test Result of Band Edge_CA mode

LTE Band 25, CB: 5MHz+5MHz

Mode	LTE Band 25, CB: 5MHz+5MHz, QPSK
Low Channel, 1RB	**Low Channel, 1RB**
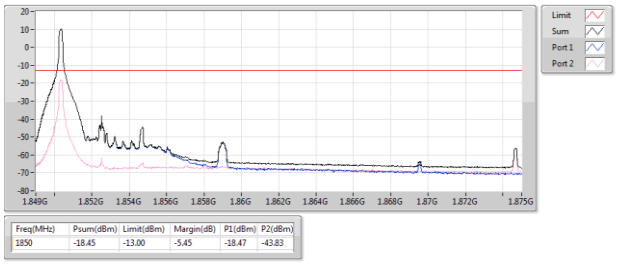	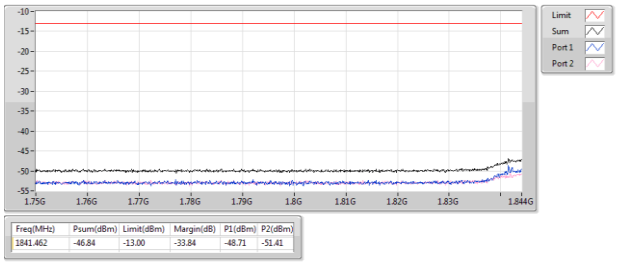
Low Channel, 100%RB	**Low Channel, 100%RB**
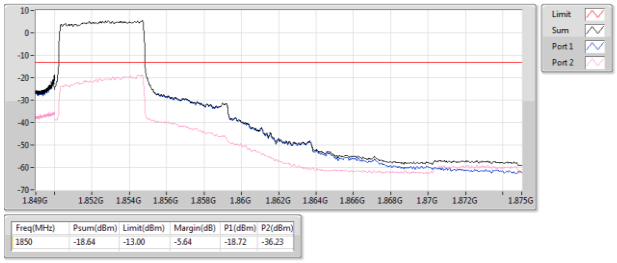	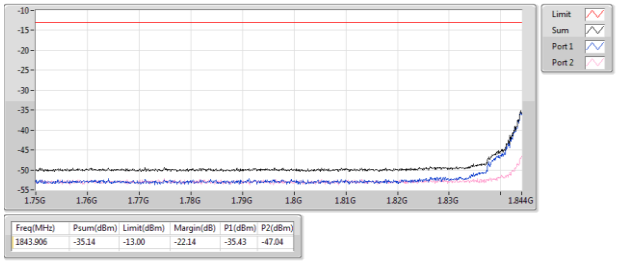

Mode	LTE Band 25, CB: 5MHz+5MHz, QPSK
High Channel, 1RB	**High Channel, 1RB**
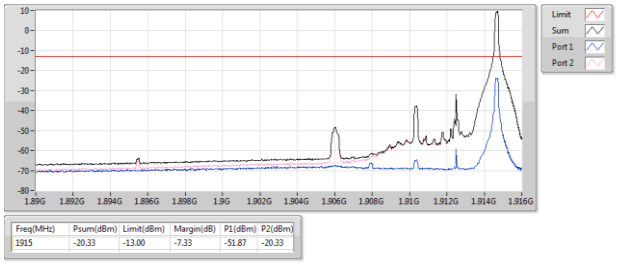	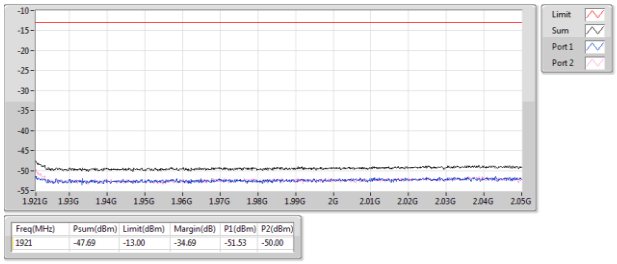
High Channel, 100%RB	**High Channel, 100%RB**
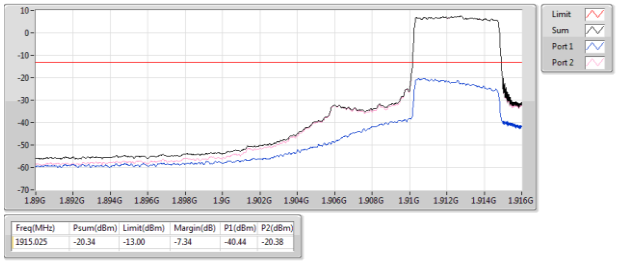	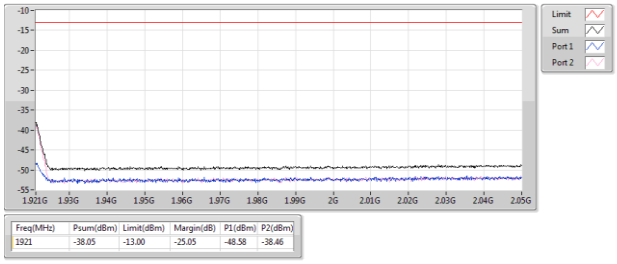

Mode	LTE Band 25, CB: 5MHz+5MHz, 16QAM
Low Channel, 1RB	**Low Channel, 1RB**
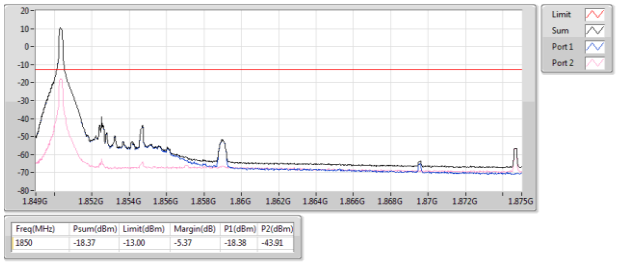	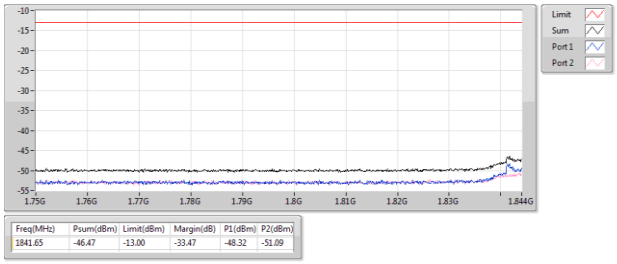
Low Channel, 100%RB	**Low Channel, 100%RB**
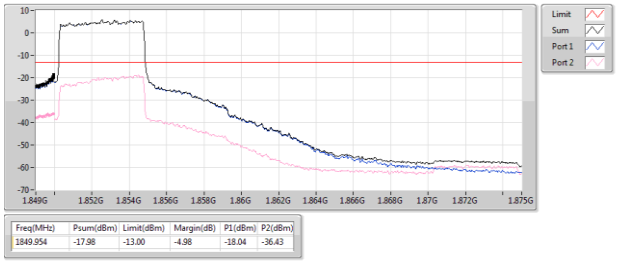	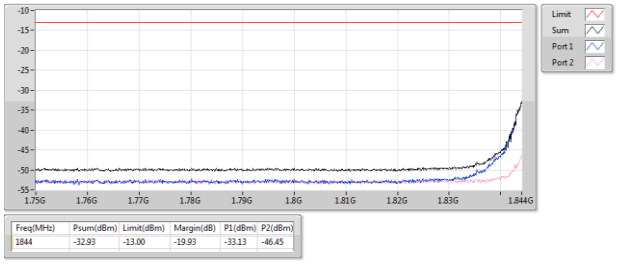

Mode	LTE Band 25, CB: 5MHz+5MHz, 16QAM
High Channel, 1RB	**High Channel, 1RB**
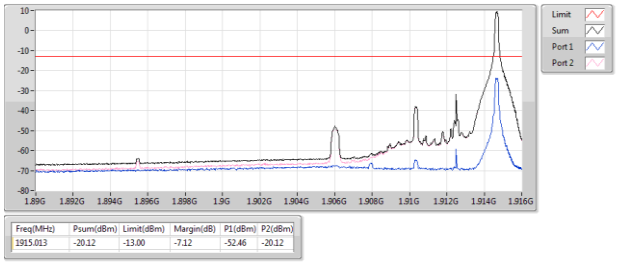	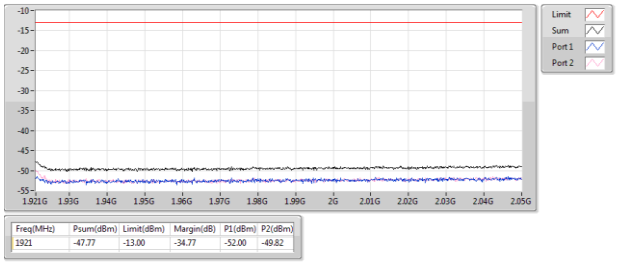
High Channel, 100%RB	**High Channel, 100%RB**
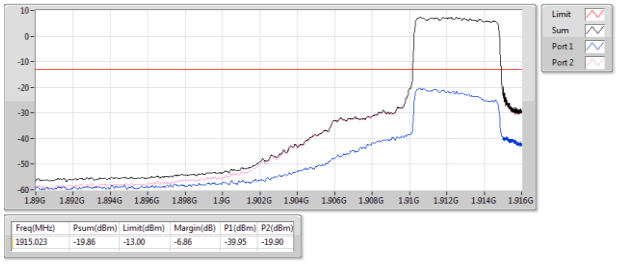	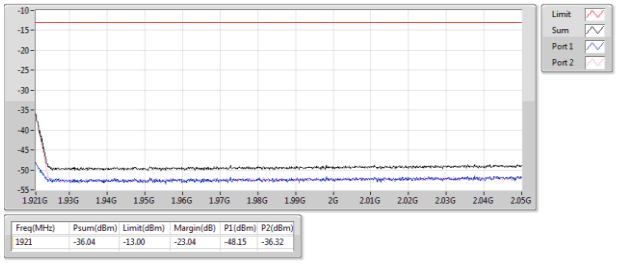

Mode	LTE Band 25, CB: 5MHz+5MHz, 64QAM
Low Channel, 1RB	**Low Channel, 1RB**
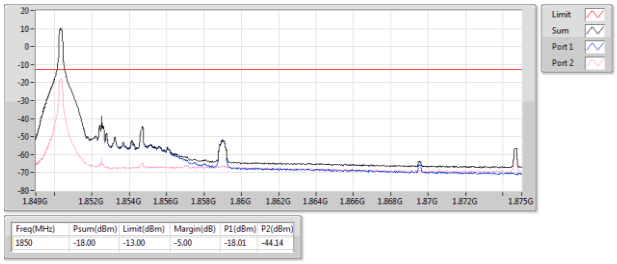	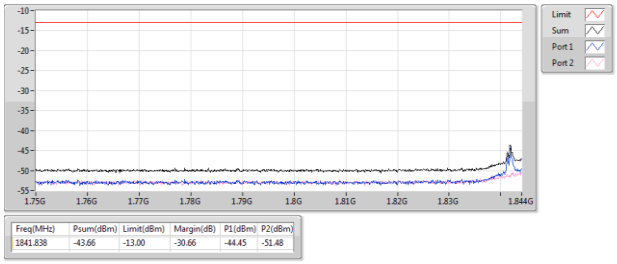
Low Channel, 100%RB	**Low Channel, 100%RB**
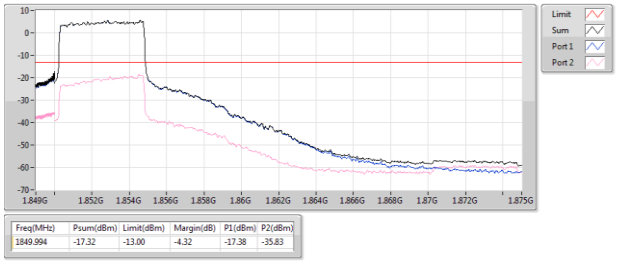	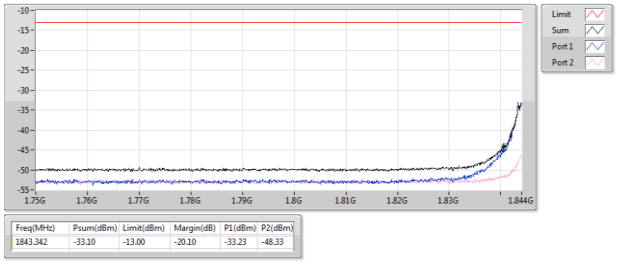

Mode	LTE Band 25, CB: 5MHz+5MHz, 64QAM
High Channel, 1RB	**High Channel, 1RB**
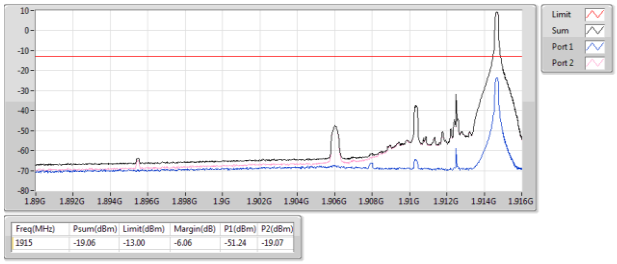	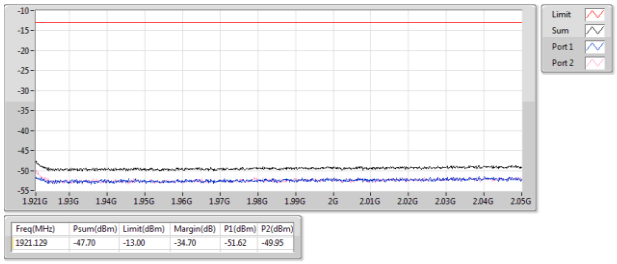
High Channel, 100%RB	**High Channel, 100%RB**
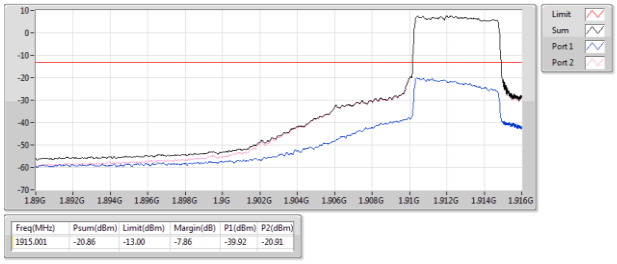	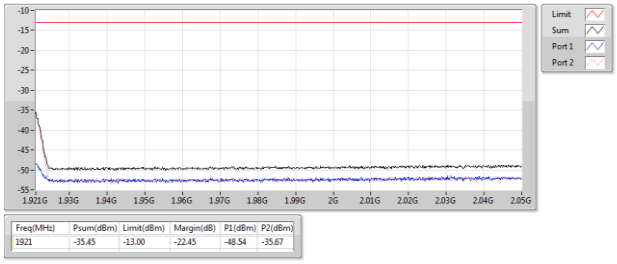

LTE Band 25, CB: 5MHz+10MHz

Mode	LTE Band 25, CB: 5MHz+10MHz, QPSK
Low Channel, 1RB	**Low Channel, 1RB**
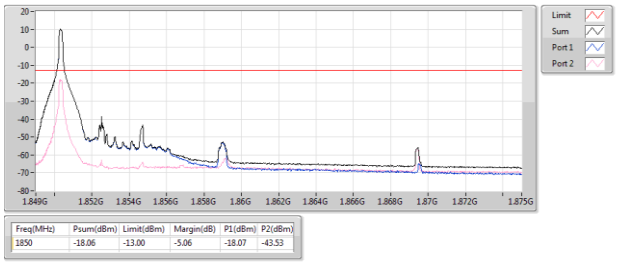	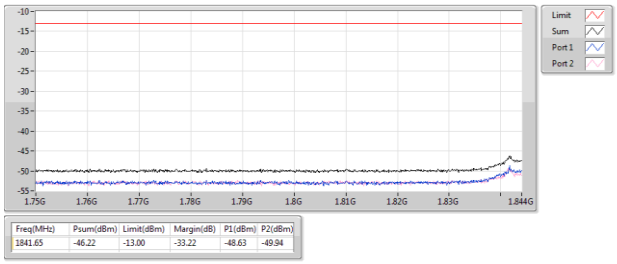
Low Channel, 100%RB	**Low Channel, 100%RB**
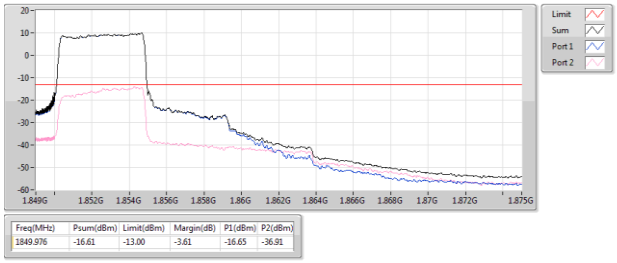	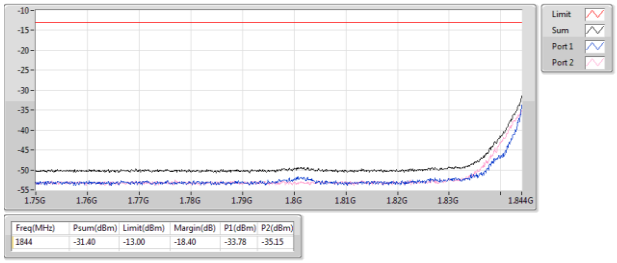

Mode	LTE Band 25, CB: 5MHz+10MHz, QPSK
High Channel, 1RB	**High Channel, 1RB**
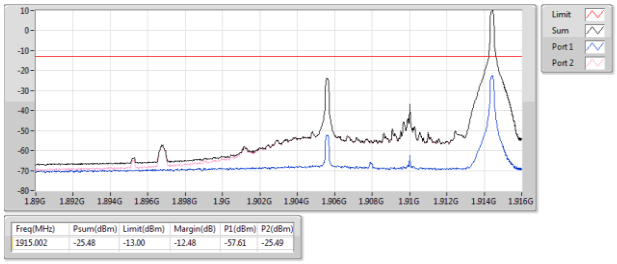	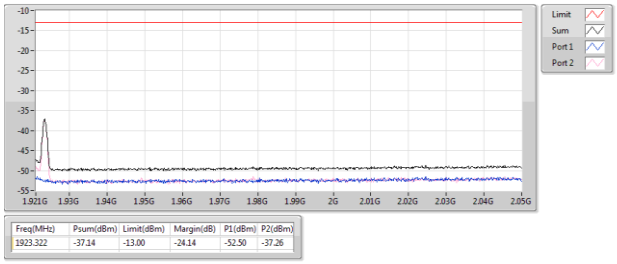
High Channel, 100%RB	**High Channel, 100%RB**
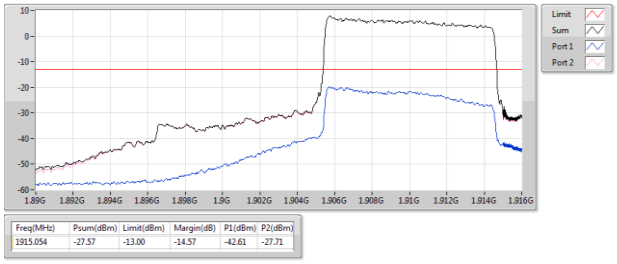	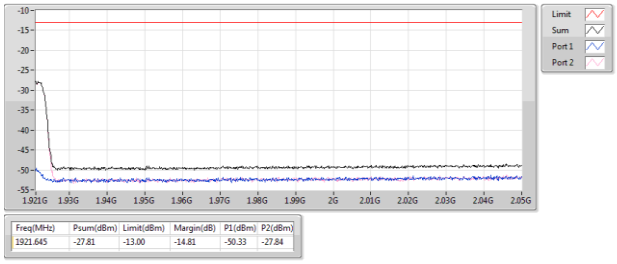

Mode	LTE Band 25, CB: 5MHz+10MHz, 16QAM
Low Channel, 1RB	**Low Channel, 1RB**
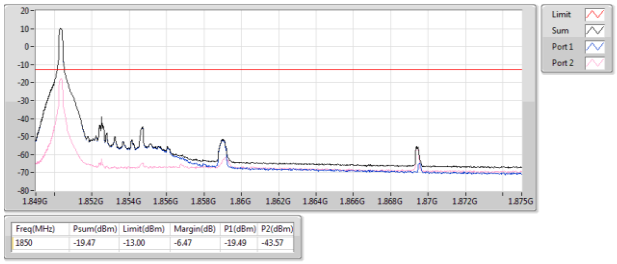	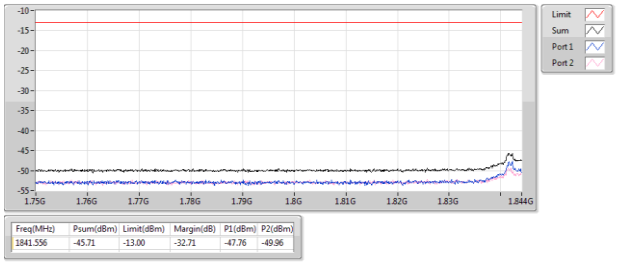
Low Channel, 100%RB	**Low Channel, 100%RB**
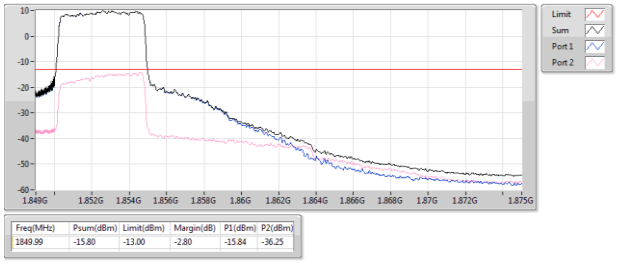	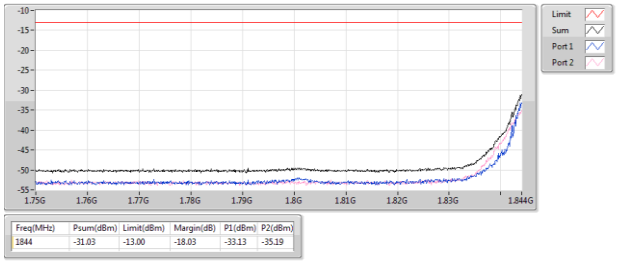

Mode	LTE Band 25, CB: 5MHz+10MHz, 16QAM
High Channel, 1RB	**High Channel, 1RB**
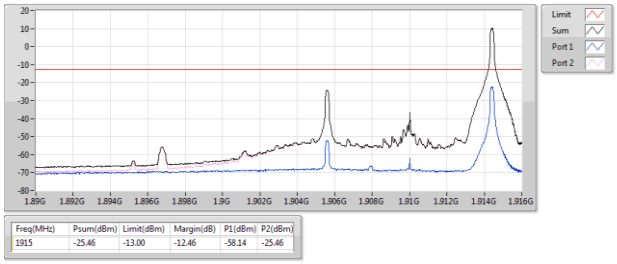	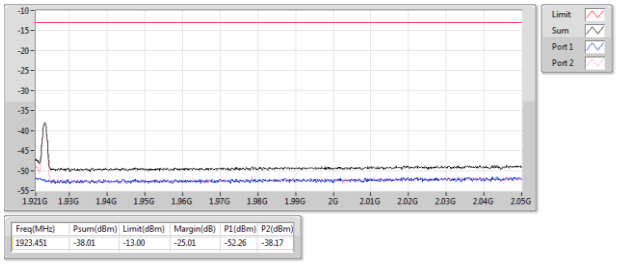
High Channel, 100%RB	**High Channel, 100%RB**
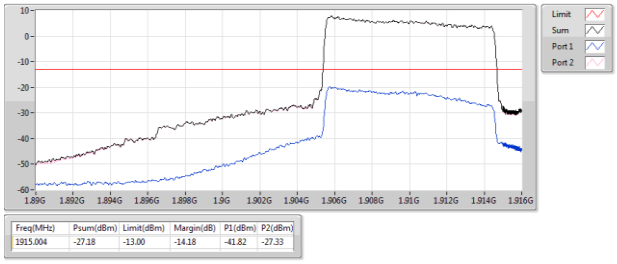	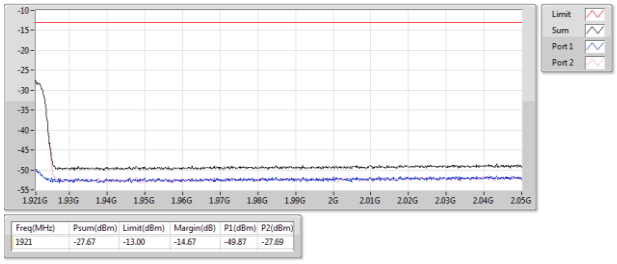

Mode	LTE Band 25, CB: 5MHz+10MHz, 64QAM
Low Channel, 1RB	**Low Channel, 1RB**
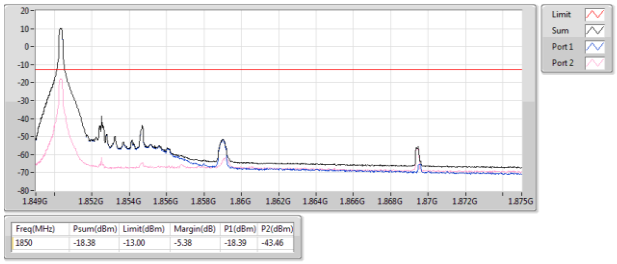	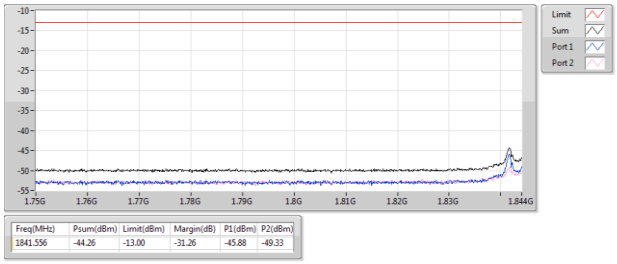
Low Channel, 100%RB	**Low Channel, 100%RB**
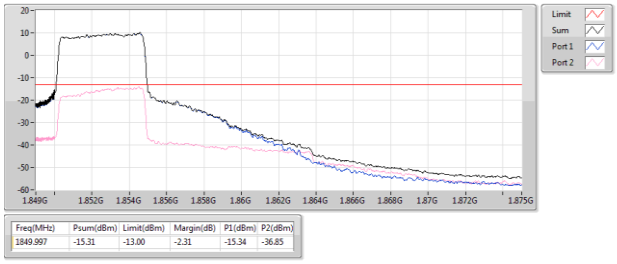	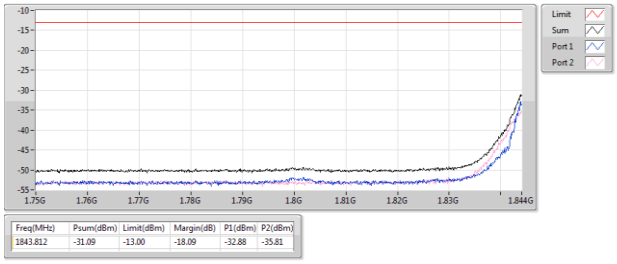

Mode	LTE Band 25, CB: 5MHz+10MHz, 64QAM
High Channel, 1RB	**High Channel, 1RB**
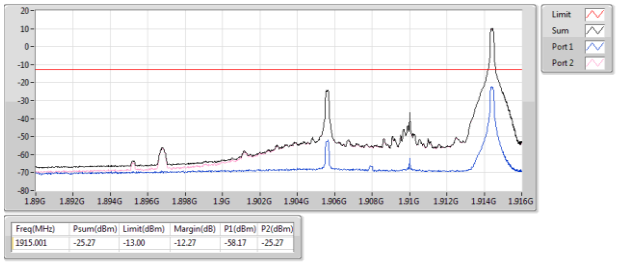	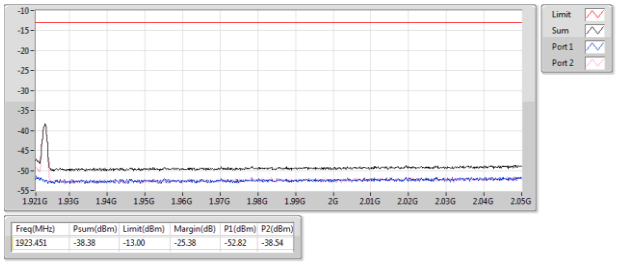
High Channel, 100%RB	**High Channel, 100%RB**
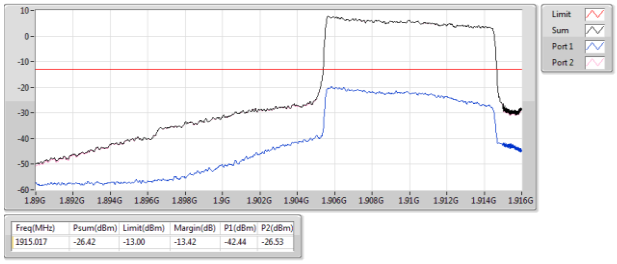	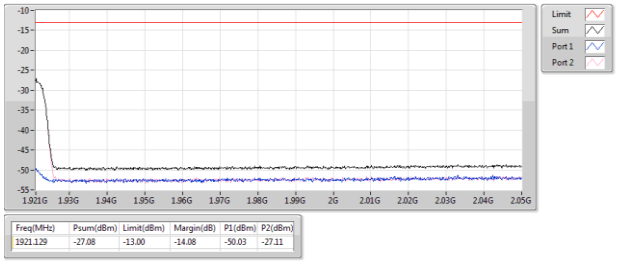

LTE Band 25, CB: 10MHz+5MHz

Mode	LTE Band 25, CB: 10MHz+5MHz, QPSK
Low Channel, 1RB	**Low Channel, 1RB**
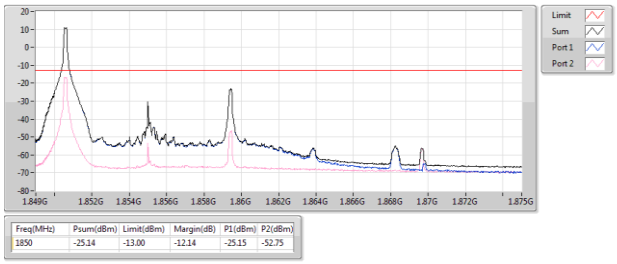	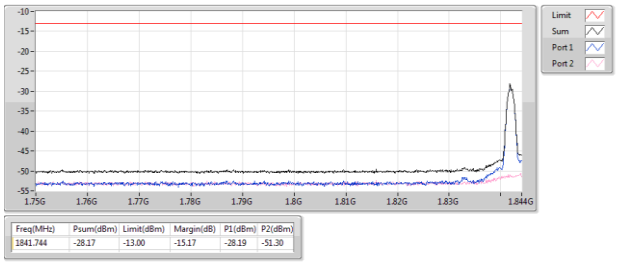
Low Channel, 100%RB	**Low Channel, 100%RB**
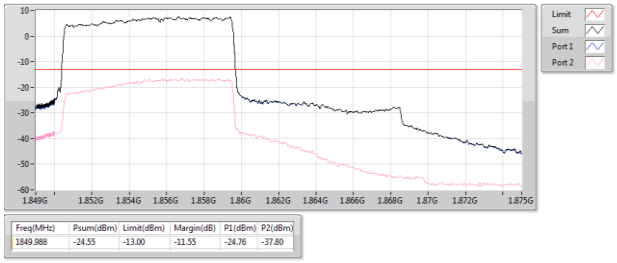	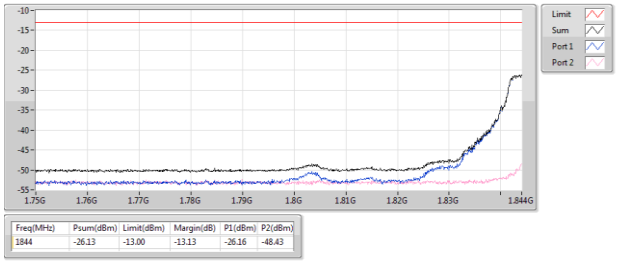

Mode	LTE Band 25, CB: 10MHz+5MHz, QPSK
High Channel, 1RB	**High Channel, 1RB**
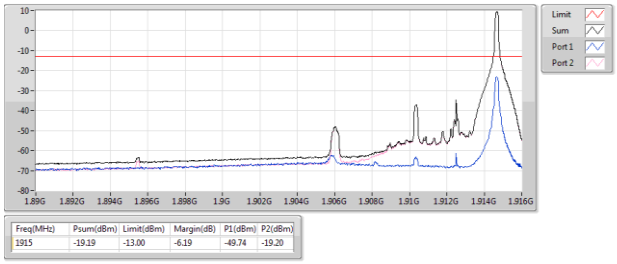	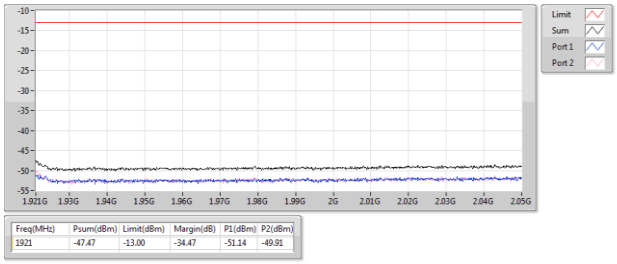
High Channel, 100%RB	**High Channel, 100%RB**
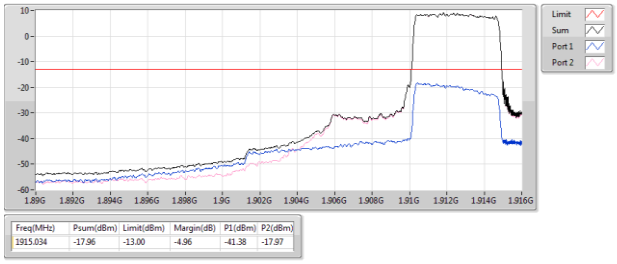	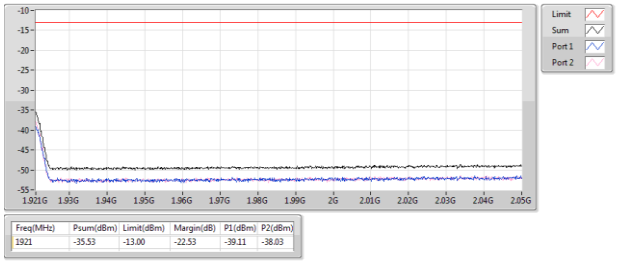

Mode	LTE Band 25, CB: 10MHz+5MHz, 16QAM
Low Channel, 1RB	**Low Channel, 1RB**
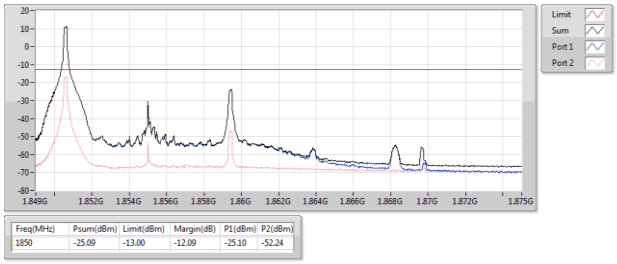	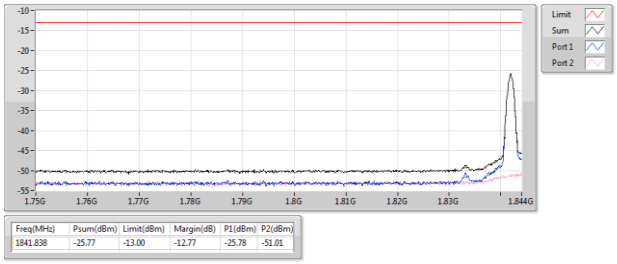
Low Channel, 100%RB	**Low Channel, 100%RB**
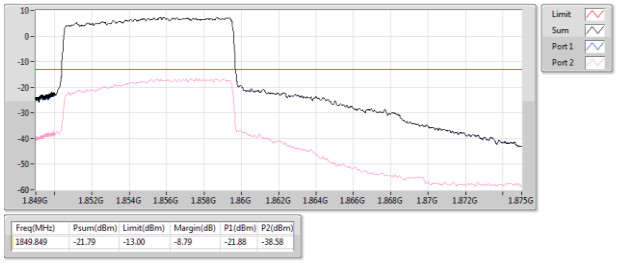	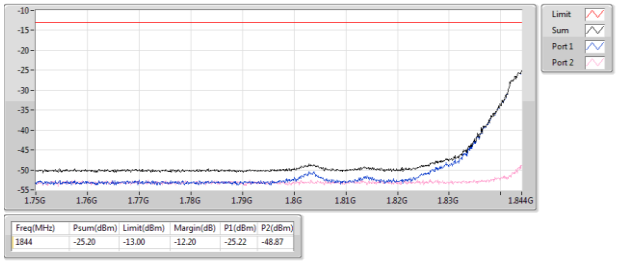

Mode	LTE Band 25, CB: 10MHz+5MHz, 16QAM
High Channel, 1RB	**High Channel, 1RB**
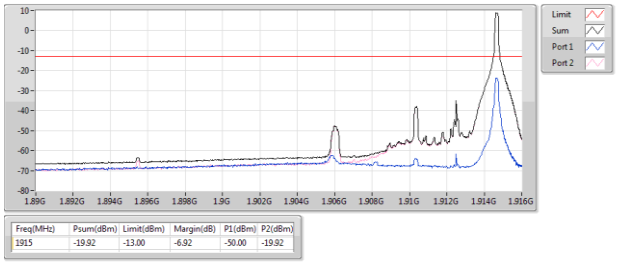	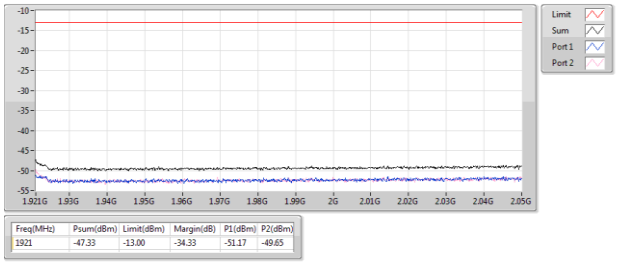
High Channel, 100%RB	**High Channel, 100%RB**
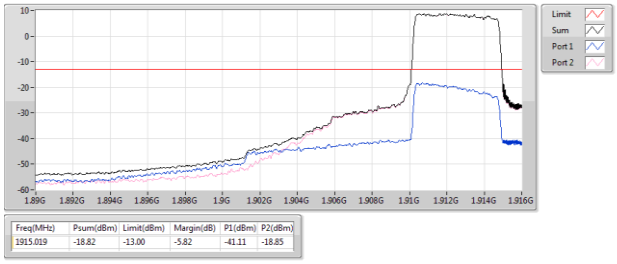	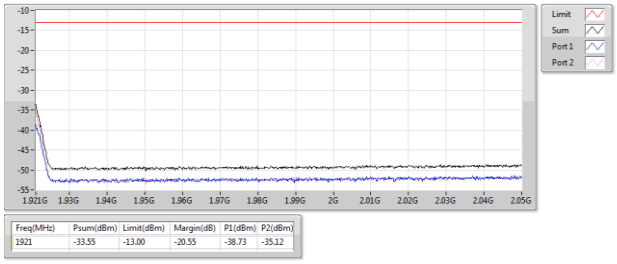

Mode	LTE Band 25, CB: 10MHz+5MHz, 64QAM
Low Channel, 1RB	**Low Channel, 1RB**
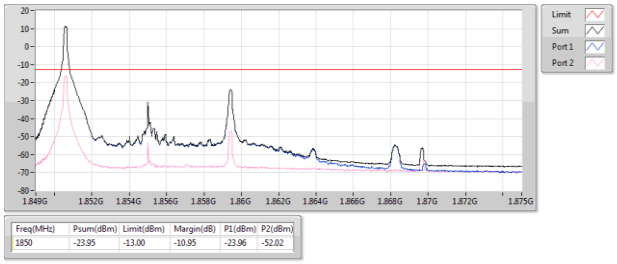	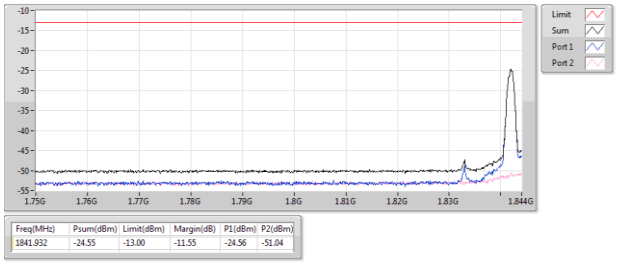
Low Channel, 100%RB	**Low Channel, 100%RB**
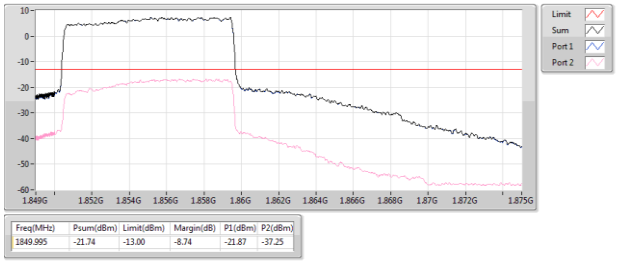	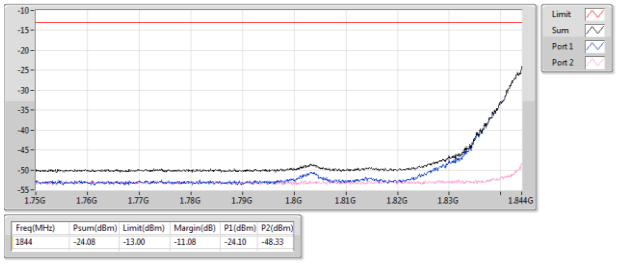

Mode	LTE Band 25, CB: 10MHz+5MHz, 64QAM
High Channel, 1RB	**High Channel, 1RB**
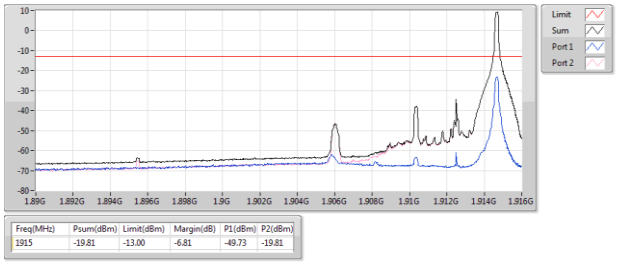	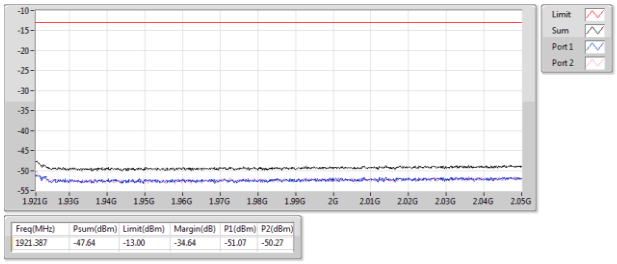
High Channel, 100%RB	**High Channel, 100%RB**
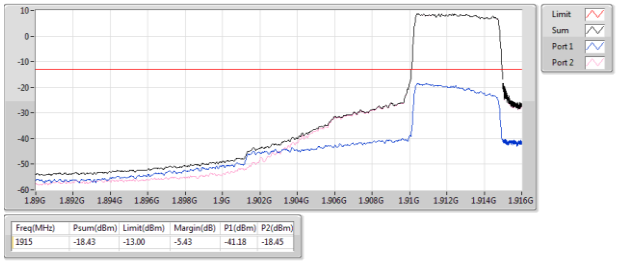	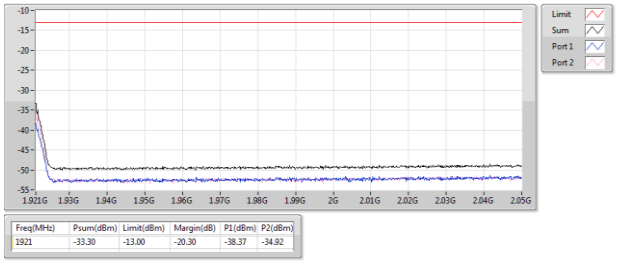

Measured Band Edge Result												
Channel Bandwidth (MHz)	Modulation	PCC Freq. (MHz)	SCC Freq. (MHz)	PCC RB		SCC RB		Range (MHz)	ANT 0 (dBm)	ANT 2 (dBm)	Total (dBm)	Limit (dBm)
				size	offset	size	offset					
5+5	QPSK	1852.5	1912.5	1	0	1	0	1849~1848	-36.599	-48.088	-36.30	-13
								1848~1847	-43.424	-49.525	-42.47	-13
								1847~1846	-45.351	-49.407	-43.91	-13
								1846~1845	-46.695	-49.791	-44.96	-13
								1845~1844	-48.501	-50.315	-46.30	-13
				25	0	25	0	1849~1848	-19.174	-30.087	-18.84	-13
								1848~1847	-20.685	-32.596	-20.41	-13
								1847~1846	-21.750	-35.556	-21.57	-13
								1846~1845	-24.977	-40.055	-24.84	-13
								1845~1844	-31.093	-43.802	-30.87	-13
				1	24	1	24	1916~1917	-49.689	-38.081	-37.79	-13
								1917~1918	-50.197	-43.891	-42.98	-13
								1918~1919	-50.073	-45.046	-43.86	-13
								1919~1920	-50.158	-46.210	-44.74	-13
								1920~1921	-50.526	-48.535	-46.41	-13
				25	0	25	0	1916~1917	-34.766	-22.852	-22.58	-13
								1917~1918	-37.552	-23.984	-23.80	-13
								1918~1919	-41.312	-24.785	-24.69	-13
								1919~1920	-45.316	-28.035	-27.95	-13
								1920~1921	-47.078	-33.905	-33.70	-13

Worst Plot of QPSK, Low Channel

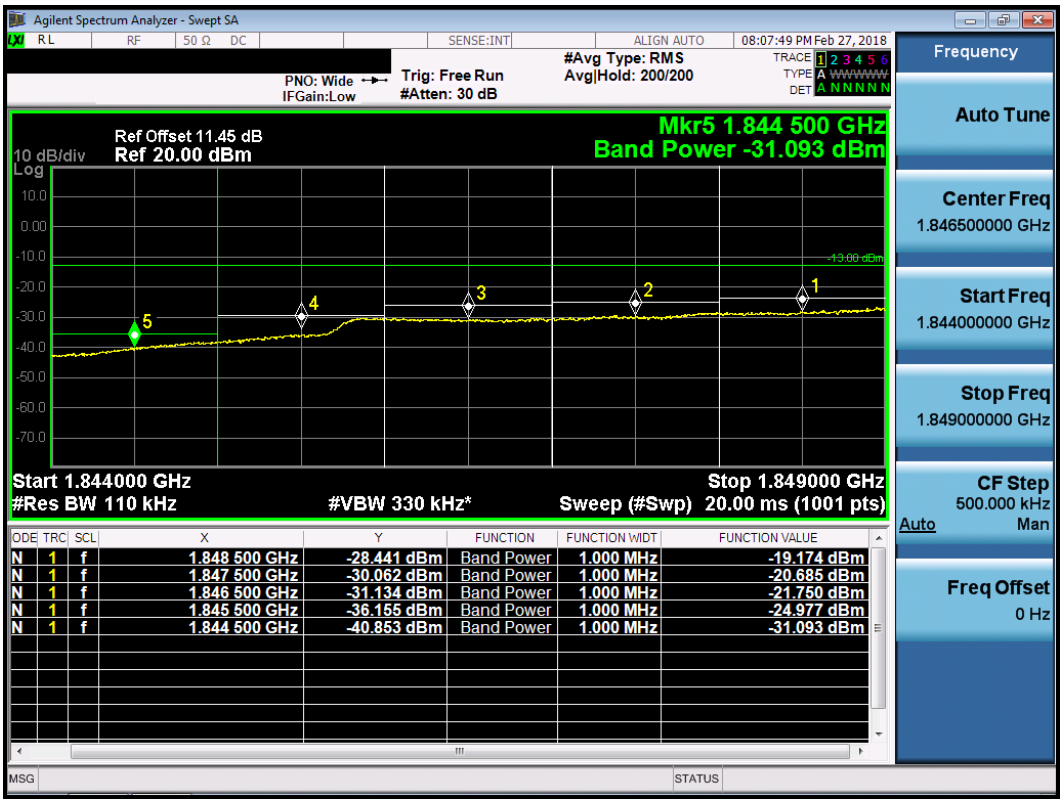

Worst Plot of QPSK, High Channel

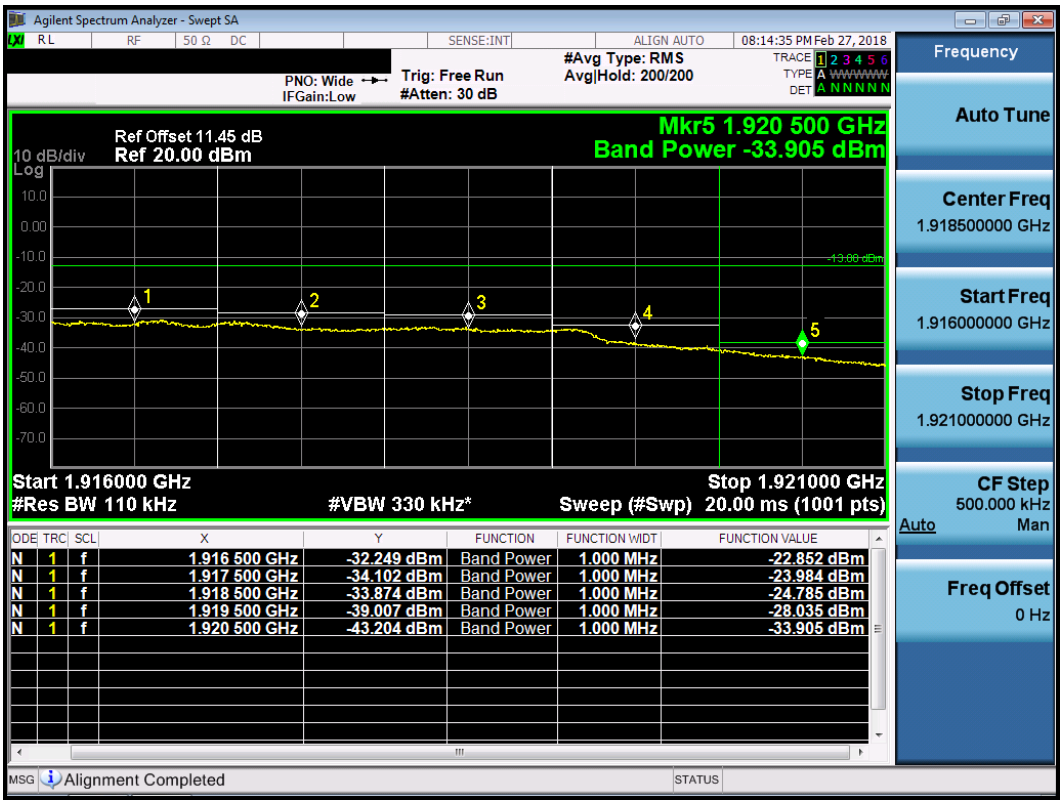

Measured Band Edge Result												
Channel Bandwidth (MHz)	Modulation	PCC Freq. (MHz)	SCC Freq. (MHz)	PCC RB		SCC RB		Range (MHz)	ANT 0 (dBm)	ANT 2 (dBm)	Total (dBm)	Limit (dBm)
				size	offset	size	offset					
5+5	16QAM	1852.5	1912.5	1	0	1	0	1849~1848	-36.446	-48.244	-36.17	-13
								1848~1847	-43.307	-49.568	-42.38	-13
								1847~1846	-44.699	-49.212	-43.38	-13
								1846~1845	-46.196	-49.677	-44.59	-13
								1845~1844	-48.413	-50.394	-46.28	-13
				25	0	25	0	1849~1848	-15.790	-29.555	-15.61	-13
								1848~1847	-18.234	-32.226	-18.06	-13
								1847~1846	-21.119	-35.375	-20.96	-13
								1846~1845	-24.908	-39.046	-24.74	-13
								1845~1844	-28.869	-42.703	-28.69	-13
				1	24	1	24	1916~1917	-49.758	-38.067	-37.78	-13
								1917~1918	-50.279	-43.879	-42.98	-13
								1918~1919	-50.016	-44.397	-43.34	-13
								1919~1920	-50.138	-45.686	-44.35	-13
								1920~1921	-50.588	-48.601	-46.47	-13
				25	0	25	0	1916~1917	-34.027	-20.408	-20.22	-13
								1917~1918	-37.097	-22.184	-22.05	-13
								1918~1919	-41.121	-24.142	-24.06	-13
								1919~1920	-44.702	-27.930	-27.84	-13
								1920~1921	-46.620	-32.252	-32.10	-13

Worst Plot of 16QAM, Low Channel

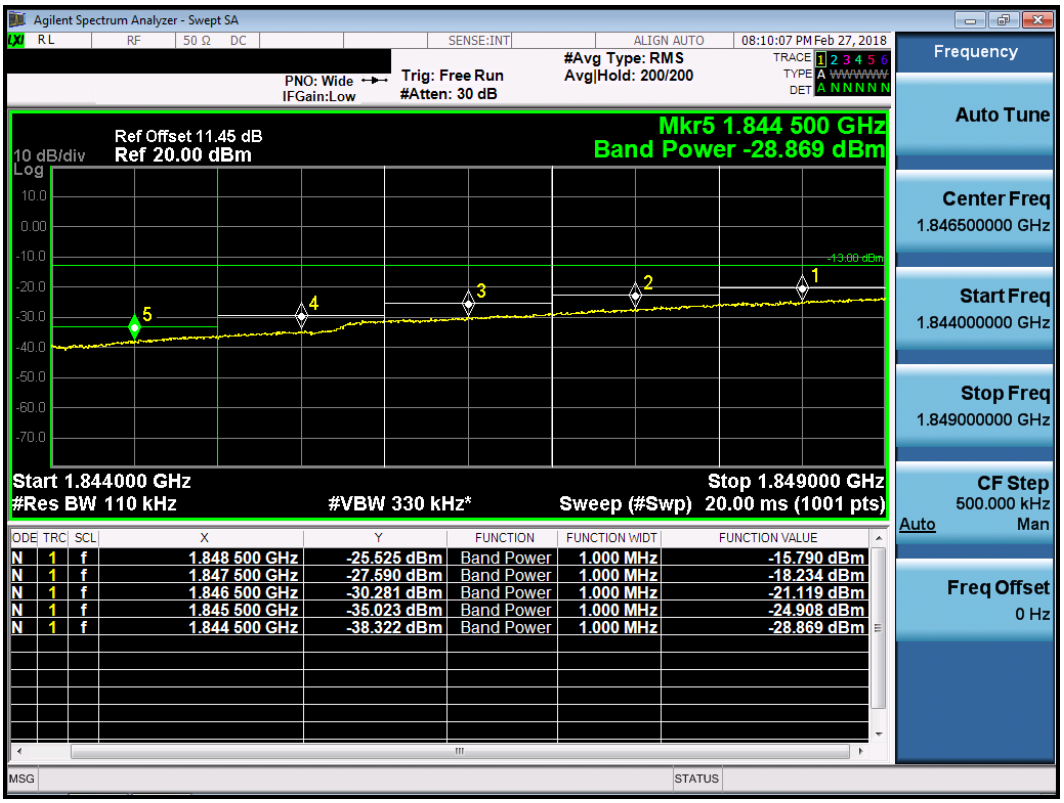

Worst Plot of 16QAM, High Channel

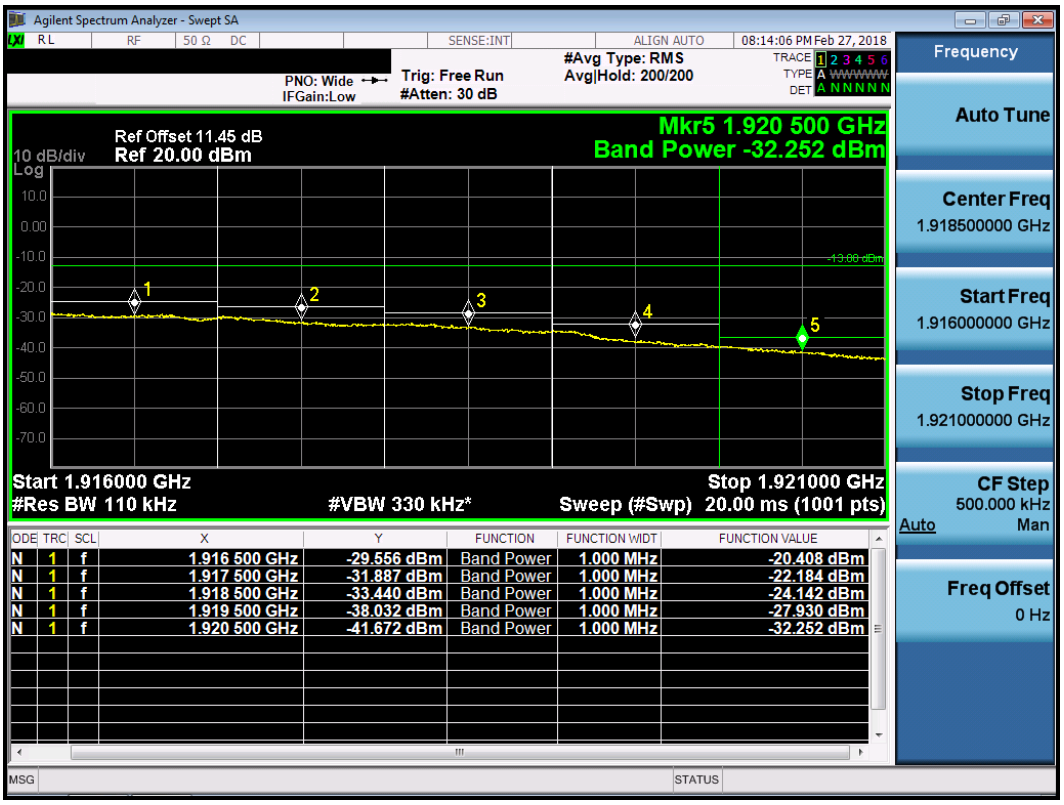

Measured Band Edge Result												
Channel Bandwidth (MHz)	Modulation	PCC Freq. (MHz)	SCC Freq. (MHz)	PCC RB		SCC RB		Range (MHz)	ANT 0 (dBm)	ANT 2 (dBm)	Total (dBm)	Limit (dBm)
				size	offset	size	offset					
5+5	64QAM	1852.5	1912.5	1	0	1	0	1849~1848	-35.758	-48.031	-35.51	-13
								1848~1847	-42.990	-49.536	-42.12	-13
								1847~1846	-44.067	-49.254	-42.92	-13
								1846~1845	-45.651	-49.620	-44.19	-13
								1845~1844	-48.309	-50.383	-46.21	-13
				25	0	25	0	1849~1848	-15.449	-29.515	-15.28	-13
								1848~1847	-18.037	-32.186	-17.87	-13
								1847~1846	-21.015	-35.468	-20.86	-13
								1846~1845	-24.816	-39.102	-24.66	-13
								1845~1844	-28.577	-42.729	-28.41	-13
				1	24	1	24	1916~1917	-49.745	-37.914	-37.64	-13
								1917~1918	-50.220	-43.650	-42.79	-13
								1918~1919	-50.010	-44.283	-43.25	-13
								1919~1920	-50.121	-45.584	-44.27	-13
								1920~1921	-50.613	-48.639	-46.50	-13
				25	0	25	0	1916~1917	-33.919	-20.325	-20.14	-13
								1917~1918	-37.076	-22.202	-22.06	-13
								1918~1919	-41.084	-24.328	-24.24	-13
								1919~1920	-44.556	-28.011	-27.92	-13
								1920~1921	-46.460	-32.193	-32.03	-13

Worst Plot of 64QAM, Low Channel

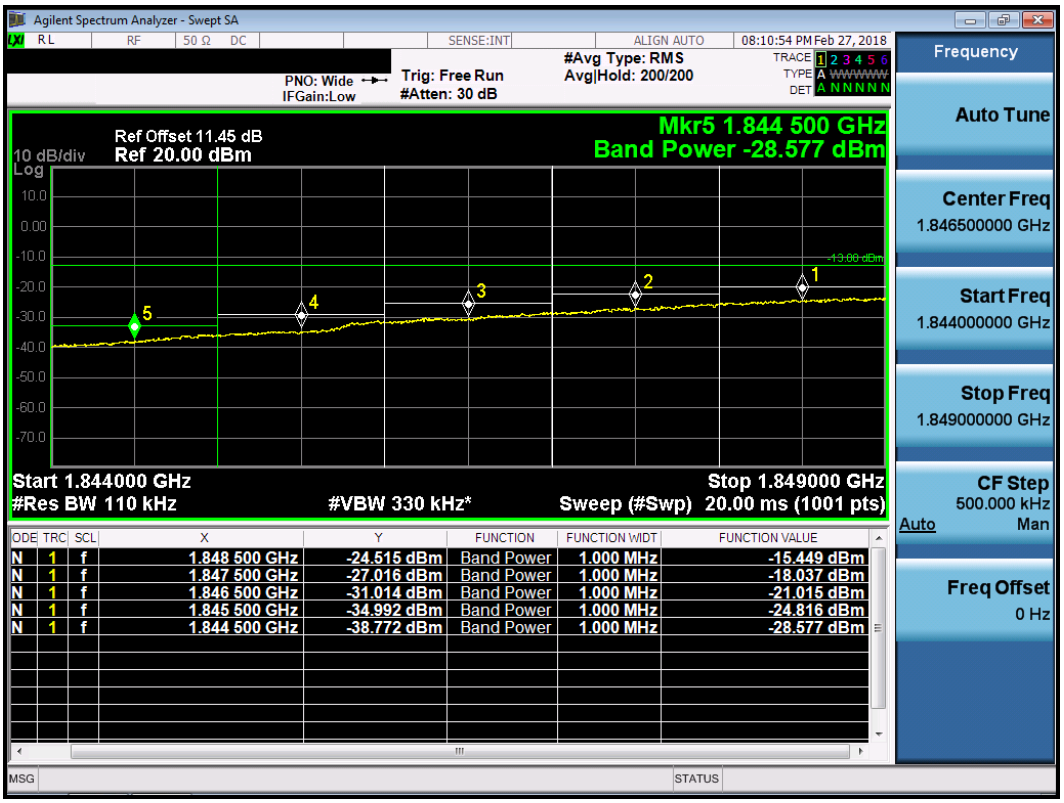

Worst Plot of 64QAM, High Channel

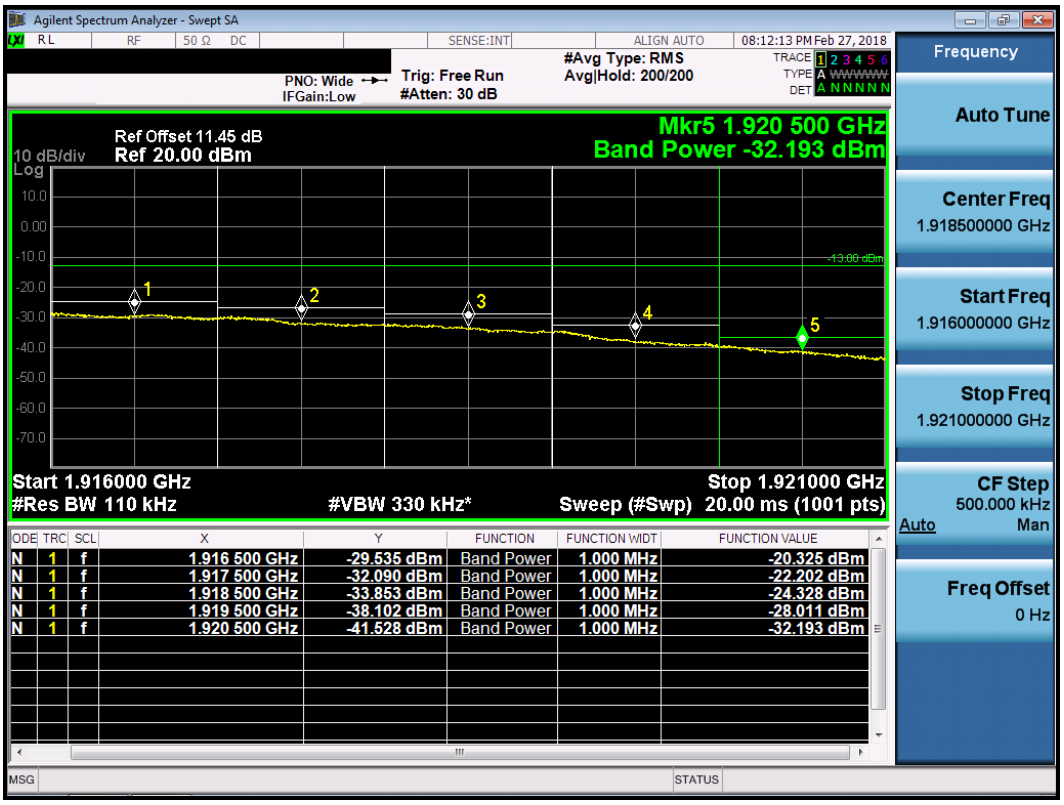

Measured Band Edge Result												
Channel Bandwidth (MHz)	Modulation	PCC Freq. (MHz)	SCC Freq. (MHz)	PCC RB		SCC RB		Range (MHz)	ANT 0 (dBm)	ANT 2 (dBm)	Total (dBm)	Limit (dBm)
				size	offset	size	offset					
5+10	QPSK	1852.5	1910.0	1	0	1	0	1849~1848	-36.393	-47.734	-36.09	-13
								1848~1847	-43.302	-48.868	-42.24	-13
								1847~1846	-45.397	-49.194	-43.88	-13
								1846~1845	-46.777	-49.407	-44.89	-13
								1845~1844	-48.484	-49.773	-46.07	-13
				25	0	50	0	1849~1848	-18.706	-29.625	-18.37	-13
								1848~1847	-20.329	-30.263	-19.91	-13
								1847~1846	-21.491	-31.553	-21.08	-13
								1846~1845	-24.673	-31.742	-23.89	-13
								1845~1844	-30.906	-33.005	-28.82	-13
				1	24	1	49	1916~1917	-50.075	-35.931	-35.77	-13
								1917~1918	-50.494	-40.966	-40.51	-13
								1918~1919	-50.617	-41.945	-41.39	-13
								1919~1920	-50.741	-45.438	-44.32	-13
								1920~1921	-50.731	-47.604	-45.88	-13
				25	0	50	0	1916~1917	-38.408	-23.883	-23.73	-13
								1917~1918	-41.186	-24.624	-24.53	-13
								1918~1919	-44.442	-24.912	-24.86	-13
								1919~1920	-47.181	-26.095	-26.06	-13
								1920~1921	-48.167	-26.493	-26.46	-13

Worst Plot of QPSK, Low Channel

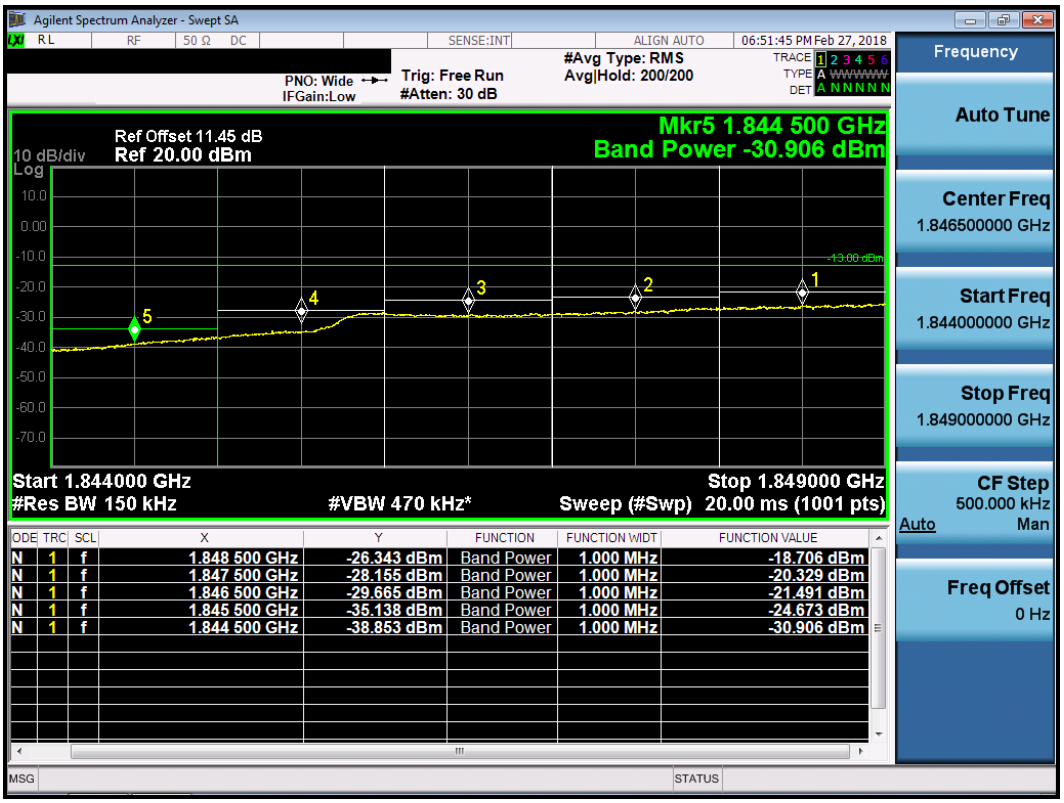

Worst Plot of QPSK, High Channel

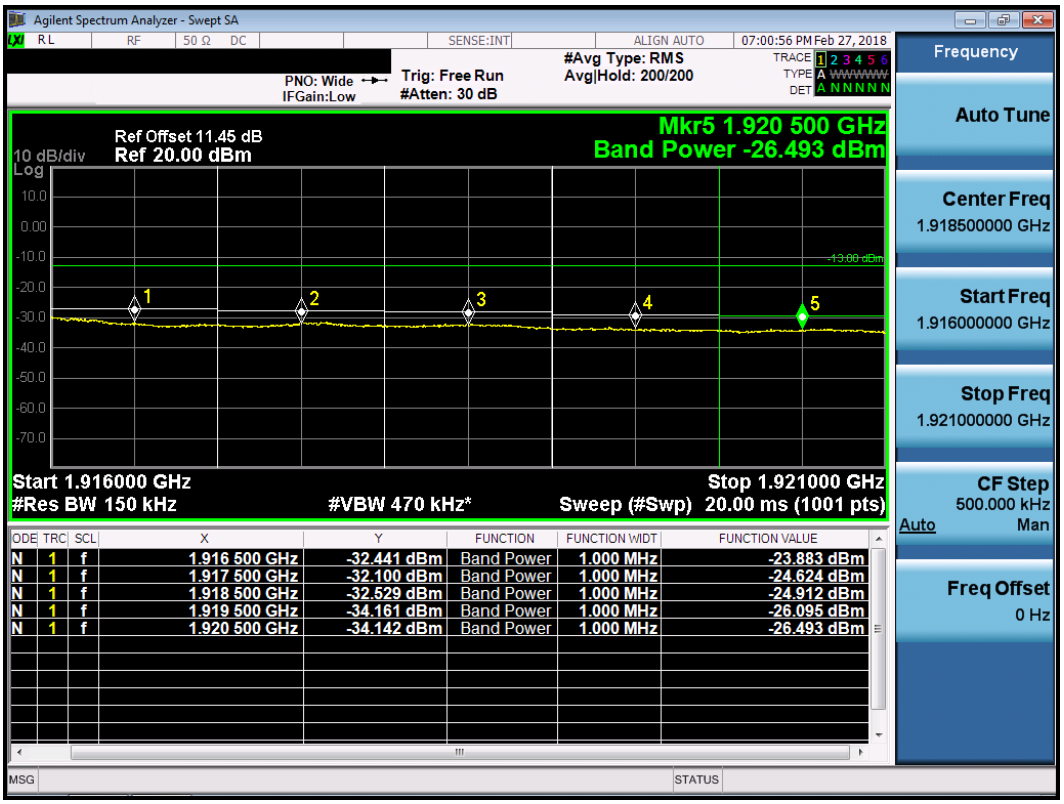

Measured Band Edge Result												
Channel Bandwidth (MHz)	Modulation	PCC Freq. (MHz)	SCC Freq. (MHz)	PCC RB		SCC RB		Range (MHz)	ANT 0 (dBm)	ANT 2 (dBm)	Total (dBm)	Limit (dBm)
				size	offset	size	offset					
5+10	16QAM	1852.5	1910.0	1	0	1	0	1849~1848	-36.393	-47.330	-36.06	-13
								1848~1847	-43.071	-48.891	-42.06	-13
								1847~1846	-44.627	-49.146	-43.31	-13
								1846~1845	-45.932	-49.269	-44.28	-13
								1845~1844	-48.332	-49.756	-45.98	-13
				25	0	50	0	1849~1848	-15.870	-28.487	-15.64	-13
								1848~1847	-18.303	-29.333	-17.97	-13
								1847~1846	-21.103	-30.667	-20.65	-13
								1846~1845	-24.990	-31.570	-24.13	-13
								1845~1844	-28.773	-33.020	-27.39	-13
				1	24	1	49	1916~1917	-50.171	-35.828	-35.67	-13
								1917~1918	-50.517	-41.019	-40.56	-13
								1918~1919	-50.654	-41.889	-41.35	-13
								1919~1920	-50.791	-45.378	-44.28	-13
								1920~1921	-50.797	-47.287	-45.69	-13
				25	0	50	0	1916~1917	-37.694	-21.723	-21.61	-13
								1917~1918	-40.778	-22.623	-22.56	-13
								1918~1919	-44.453	-23.226	-23.19	-13
								1919~1920	-46.845	-24.753	-24.73	-13
								1920~1921	-48.040	-25.561	-25.54	-13