Site: AC1	Time: 2016/09/07 - 21:44
Limit: FCC_Part15.209_RE(3m)	Engineer: Kevin Ker
Probe: BBHA9120D_1GHz_18GHz	Polarity: Horizontal
EUT: Wi-Fi AP 4x4 OD direct antenna US	Power: AC 120V/60Hz
Test Mode: Transmit at channel 5670MHz by 802.11ac-VHT40 Ant 1	

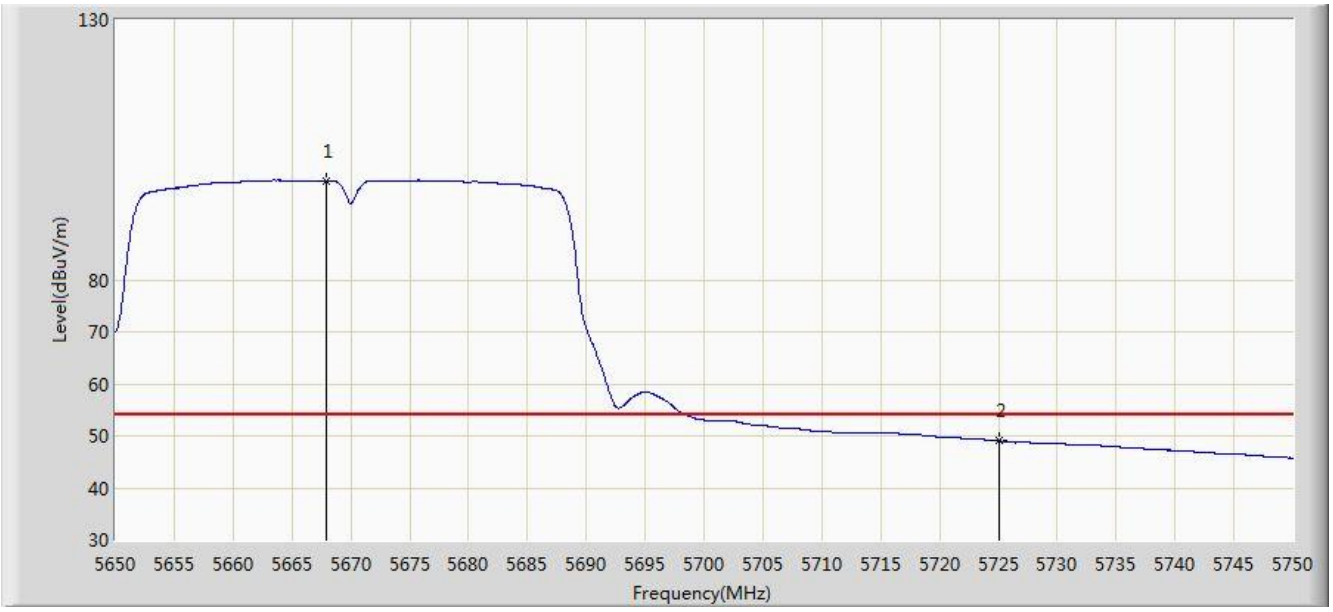

No	Flag	Mark	Frequency (MHz)	Measure Level (dBuV/m)	Reading Level (dBuV)	Margin (dB)	Limit (dBuV/m)	Factor (dB)	Type
1		*	5667.900	99.103	94.364	N/A	N/A	4.739	AV
2			5725.000	49.038	44.009	-4.962	54.000	5.029	AV

Note: Measure Level (dBµV/m) = Reading Level (dBµV) + Factor (dB)

Factor (dB) = Cable Loss (dB) + Antenna Factor (dB/m) - Pre_Amplifier Gain (dB)

Site: AC1	Time: 2016/09/07 - 21:45
Limit: FCC_Part15.209_RE(3m)	Engineer: Kevin Ker
Probe: BBHA9120D_1GHz_18GHz	Polarity: Vertical
EUT: Wi-Fi AP 4x4 OD direct antenna US	Power: AC 120V/60Hz
Test Mode: Transmit at channel 5670MHz by 802.11ac-VHT40 Ant 1	

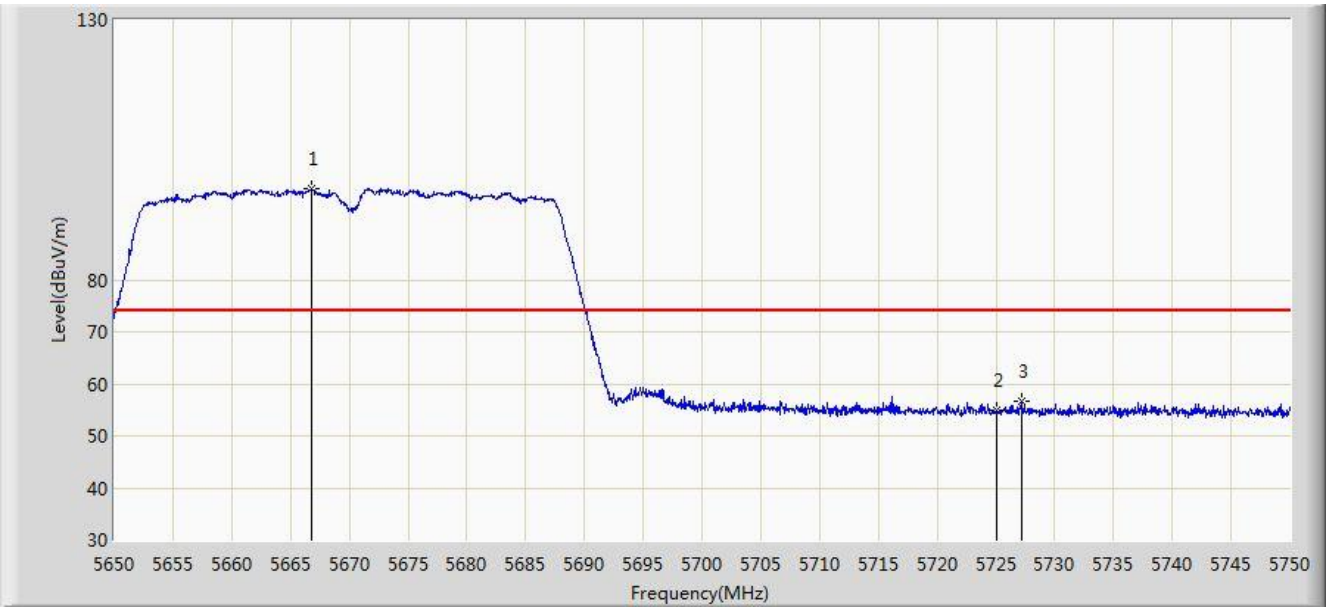

No	Flag	Mark	Frequency (MHz)	Measure Level (dBuV/m)	Reading Level (dBuV)	Margin (dB)	Limit (dBuV/m)	Factor (dB)	Type
1		*	5666.850	97.558	92.824	N/A	N/A	4.734	PK
2			5725.000	55.068	50.039	-18.932	74.000	5.029	PK
3			5727.250	56.703	51.660	-17.297	74.000	5.044	PK

Note: Measure Level (dBµV/m) = Reading Level (dBµV) + Factor (dB)

Factor (dB) = Cable Loss (dB) + Antenna Factor (dB/m) - Pre_Amplifier Gain (dB)

Site: AC1	Time: 2016/09/07 - 21:46
Limit: FCC_Part15.209_RE(3m)	Engineer: Kevin Ker
Probe: BBHA9120D_1GHz_18GHz	Polarity: Vertical
EUT: Wi-Fi AP 4x4 OD direct antenna US	Power: AC 120V/60Hz
Test Mode: Transmit at channel 5670MHz by 802.11ac-VHT40 Ant 1	

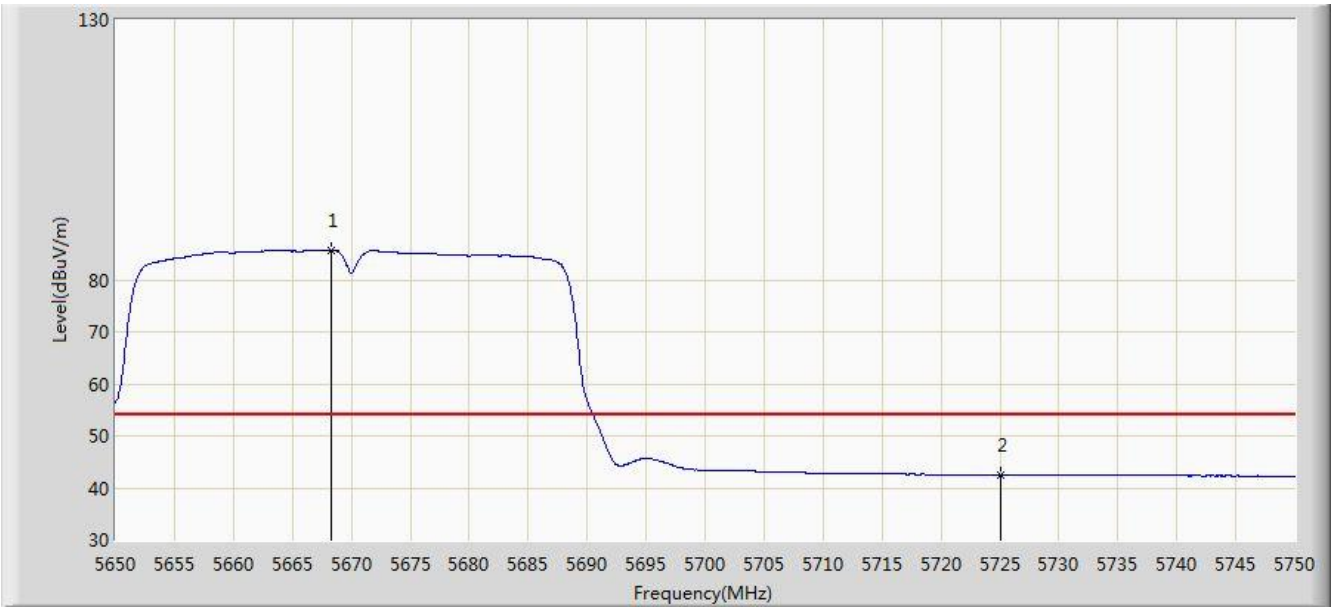

No	Flag	Mark	Frequency (MHz)	Measure Level (dBuV/m)	Reading Level (dBuV)	Margin (dB)	Limit (dBuV/m)	Factor (dB)	Type
1		*	5668.300	85.763	81.023	N/A	N/A	4.740	AV
2			5725.000	42.563	37.534	-11.437	54.000	5.029	AV

Note: Measure Level (dBµV/m) = Reading Level (dBµV) + Factor (dB)

Factor (dB) = Cable Loss (dB) + Antenna Factor (dB/m) - Pre_Amplifier Gain (dB)

Site: AC1	Time: 2016/09/07 - 22:01
Limit: FCC_Part15.209_RE(3m)	Engineer: Kevin Ker
Probe: BBHA9120D_1GHz_18GHz	Polarity: Horizontal
EUT: Wi-Fi AP 4x4 OD direct antenna US	Power: AC 120V/60Hz
Test Mode: Transmit at channel 5290MHz by 802.11ac-VHT80 Ant 1	

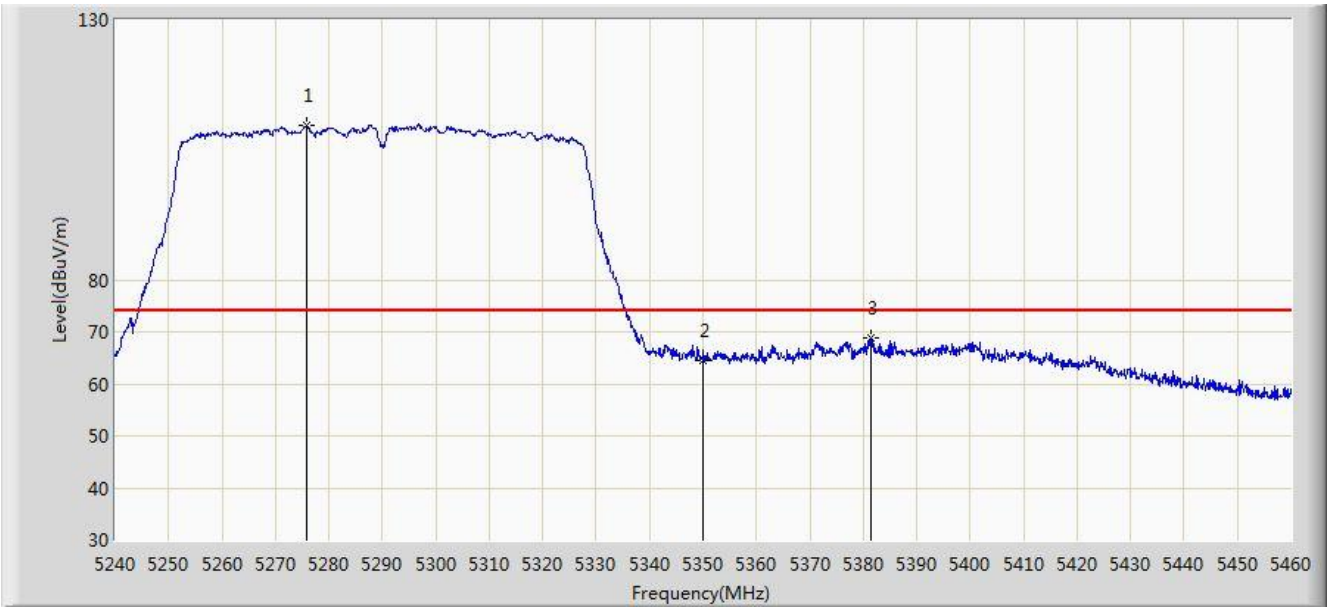

No	Flag	Mark	Frequency (MHz)	Measure Level (dBuV/m)	Reading Level (dBuV)	Margin (dB)	Limit (dBuV/m)	Factor (dB)	Type
1		*	5275.750	109.804	105.974	N/A	N/A	3.830	PK
2			5350.000	64.493	60.588	-9.507	74.000	3.904	PK
3			5381.350	68.719	64.757	-5.281	74.000	3.962	PK

Note: Measure Level (dBµV/m) = Reading Level (dBµV) + Factor (dB)

Factor (dB) = Cable Loss (dB) + Antenna Factor (dB/m) - Pre_Amplifier Gain (dB)

Site: AC1	Time: 2016/09/07 - 22:01
Limit: FCC_Part15.209_RE(3m)	Engineer: Kevin Ker
Probe: BBHA9120D_1GHz_18GHz	Polarity: Horizontal
EUT: Wi-Fi AP 4x4 OD direct antenna US	Power: AC 120V/60Hz
Test Mode: Transmit at channel 5290MHz by 802.11ac-VHT80 Ant 1	

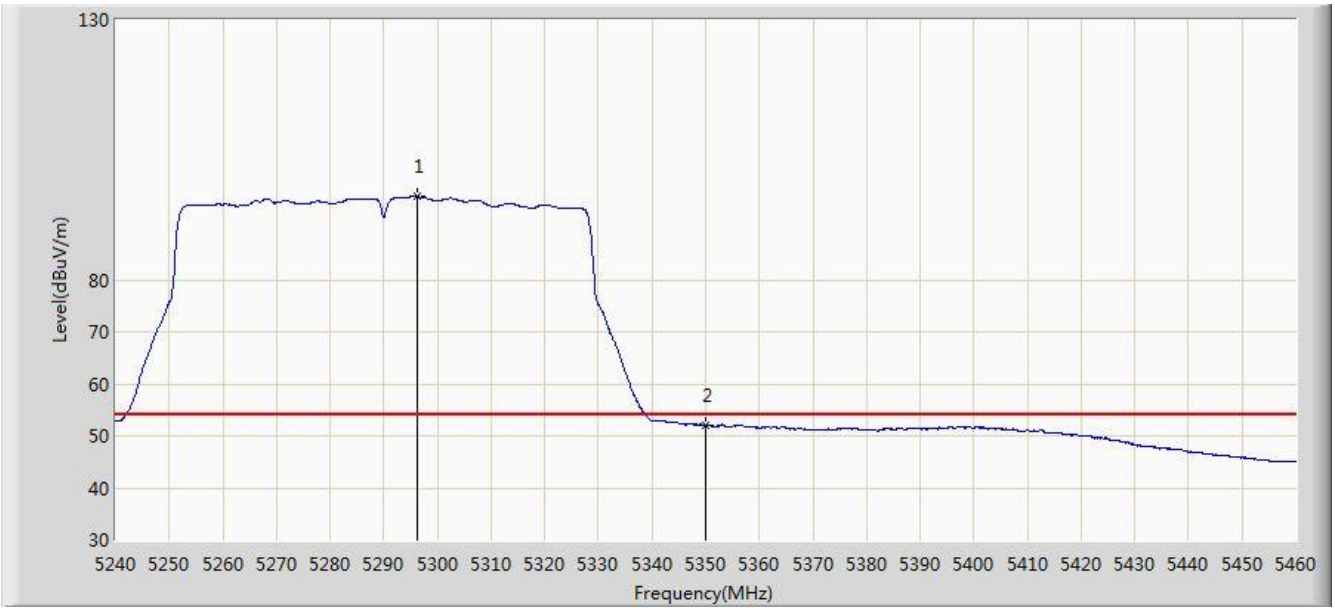

No	Flag	Mark	Frequency (MHz)	Measure Level (dBuV/m)	Reading Level (dBuV)	Margin (dB)	Limit (dBuV/m)	Factor (dB)	Type
1		*	5296.320	96.121	92.305	N/A	N/A	3.816	AV
2			5350.000	52.091	48.186	-1.909	54.000	3.904	AV

Note: Measure Level (dBµV/m) = Reading Level (dBµV) + Factor (dB)

Factor (dB) = Cable Loss (dB) + Antenna Factor (dB/m) - Pre_Amplifier Gain (dB)

Site: AC1	Time: 2016/09/07 - 22:01
Limit: FCC_Part15.209_RE(3m)	Engineer: Kevin Ker
Probe: BBHA9120D_1GHz_18GHz	Polarity: Vertical
EUT: Wi-Fi AP 4x4 OD direct antenna US	Power: AC 120V/60Hz
Test Mode: Transmit at channel 5290MHz by 802.11ac-VHT80 Ant 1	

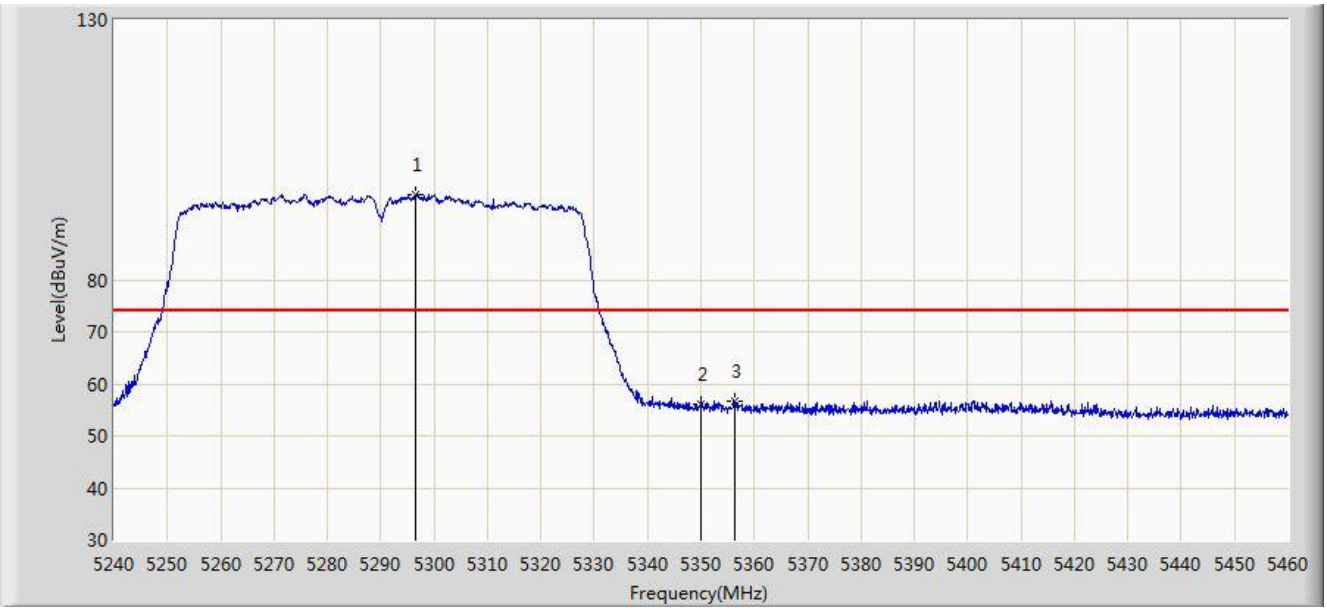

No	Flag	Mark	Frequency (MHz)	Measure Level (dBuV/m)	Reading Level (dBuV)	Margin (dB)	Limit (dBuV/m)	Factor (dB)	Type
1		*	5296.650	96.445	92.629	N/A	N/A	3.815	PK
2			5350.000	56.131	52.226	-17.869	74.000	3.904	PK
3			5356.380	56.717	52.801	-17.283	74.000	3.917	PK

Note: Measure Level (dBμV/m) = Reading Level (dBμV) + Factor (dB)

Factor (dB) = Cable Loss (dB) + Antenna Factor (dB/m) - Pre_Amplifier Gain (dB)

Site: AC1	Time: 2016/09/07 - 22:02
Limit: FCC_Part15.209_RE(3m)	Engineer: Kevin Ker
Probe: BBHA9120D_1GHz_18GHz	Polarity: Vertical
EUT: Wi-Fi AP 4x4 OD direct antenna US	Power: AC 120V/60Hz
Test Mode: Transmit at channel 5290MHz by 802.11ac-VHT80 Ant 1	

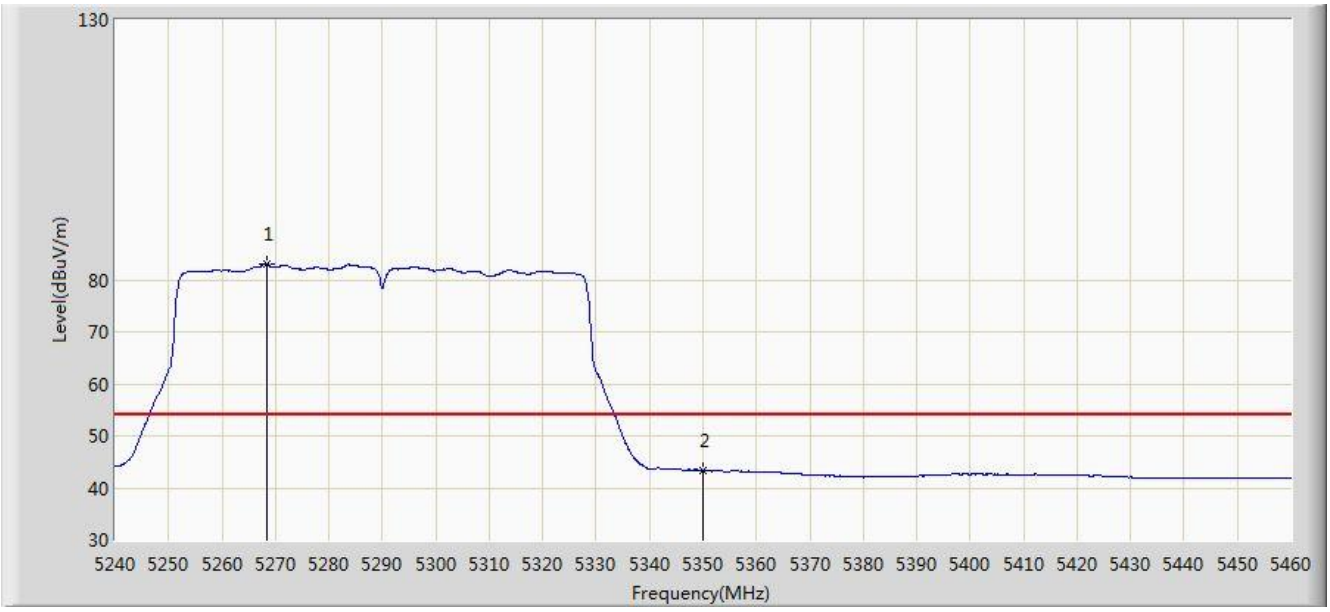

No	Flag	Mark	Frequency (MHz)	Measure Level (dBuV/m)	Reading Level (dBuV)	Margin (dB)	Limit (dBuV/m)	Factor (dB)	Type
1		*	5268.270	83.111	79.275	N/A	N/A	3.836	AV
2			5350.000	43.362	39.457	-10.638	54.000	3.904	AV

Note: Measure Level (dBµV/m) = Reading Level (dBµV) + Factor (dB)

Factor (dB) = Cable Loss (dB) + Antenna Factor (dB/m) - Pre_Amplifier Gain (dB)

Site: AC1	Time: 2016/09/07 - 22:05
Limit: FCC_Part15.209_RE(3m)	Engineer: Kevin Ker
Probe: BBHA9120D_1GHz_18GHz	Polarity: Horizontal
EUT: Wi-Fi AP 4x4 OD direct antenna US	Power: AC 120V/60Hz
Test Mode: Transmit at channel 5530MHz by 802.11ac-VHT80 Ant 1	

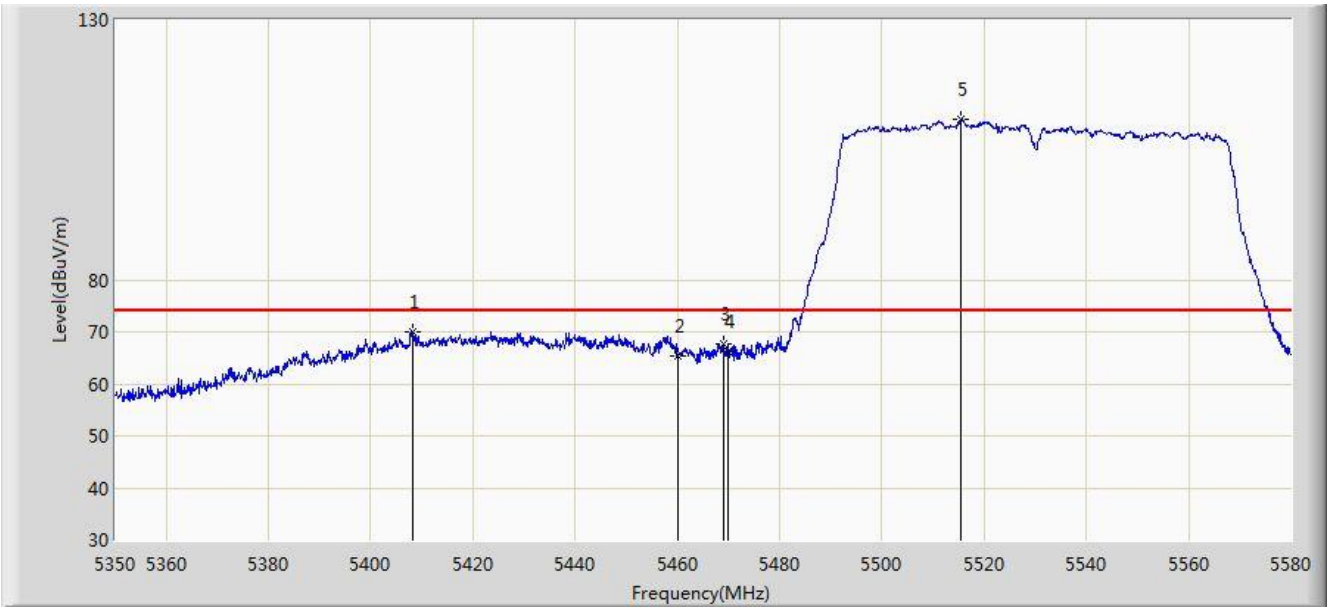

No	Flag	Mark	Frequency (MHz)	Measure Level (dBuV/m)	Reading Level (dBuV)	Margin (dB)	Limit (dBuV/m)	Factor (dB)	Type
1			5408.190	69.928	65.905	-4.072	74.000	4.024	PK
2			5460.000	65.347	61.167	-8.653	74.000	4.180	PK
3			5469.025	67.806	63.606	-6.194	74.000	4.201	PK
4			5470.000	66.234	62.032	-7.766	74.000	4.202	PK
5		*	5515.485	110.789	106.472	N/A	N/A	4.317	PK

Note: Measure Level (dBμV/m) = Reading Level (dBμV) + Factor (dB)

Factor (dB) = Cable Loss (dB) + Antenna Factor (dB/m) - Pre_Amplifier Gain (dB)

Site: AC1	Time: 2016/09/07 - 22:06
Limit: FCC_Part15.209_RE(3m)	Engineer: Kevin Ker
Probe: BBHA9120D_1GHz_18GHz	Polarity: Horizontal
EUT: Wi-Fi AP 4x4 OD direct antenna US	Power: AC 120V/60Hz
Test Mode: Transmit at channel 5530MHz by 802.11ac-VHT80 Ant 1	

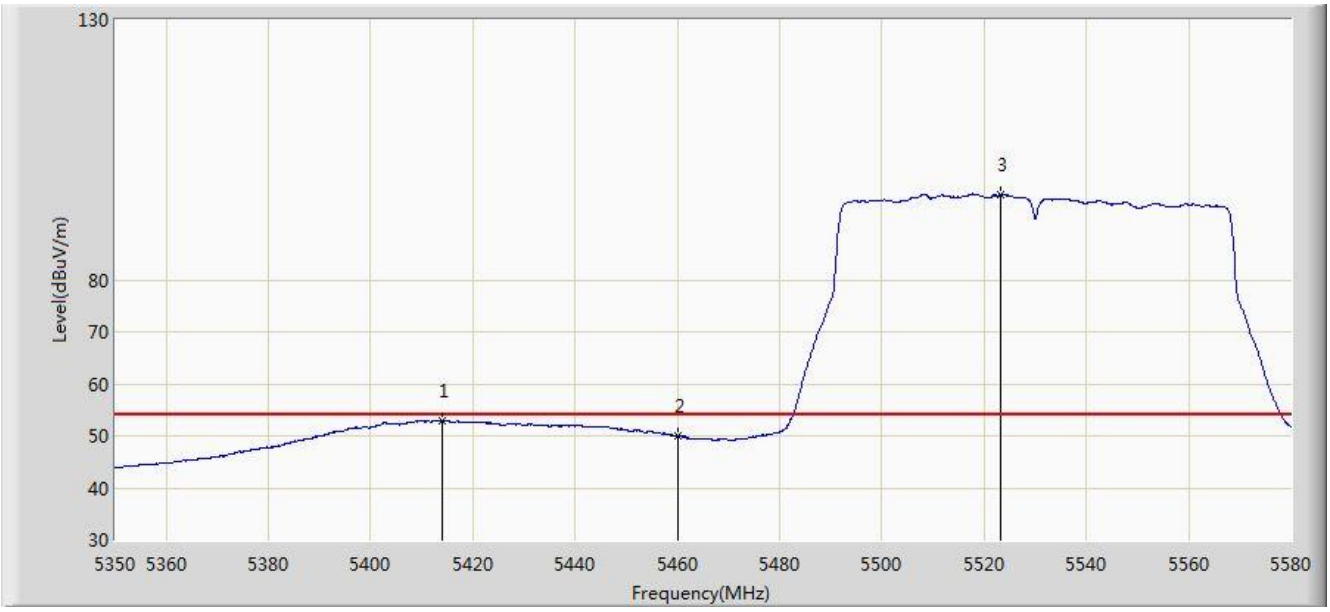

No	Flag	Mark	Frequency (MHz)	Measure Level (dBuV/m)	Reading Level (dBuV)	Margin (dB)	Limit (dBuV/m)	Factor (dB)	Type
1			5413.940	52.966	48.925	-1.034	54.000	4.041	AV
2			5460.000	50.009	45.829	-3.991	54.000	4.180	AV
3		*	5523.190	96.321	91.980	N/A	N/A	4.341	AV

Note: Measure Level (dBµV/m) = Reading Level (dBµV) + Factor (dB)

Factor (dB) = Cable Loss (dB) + Antenna Factor (dB/m) - Pre_Amplifier Gain (dB)

Site: AC1	Time: 2016/09/07 - 22:07
Limit: FCC_Part15.209_RE(3m)	Engineer: Kevin Ker
Probe: BBHA9120D_1GHz_18GHz	Polarity: Vertical
EUT: Wi-Fi AP 4x4 OD direct antenna US	Power: AC 120V/60Hz
Test Mode: Transmit at channel 5530MHz by 802.11ac-VHT80 Ant 1	

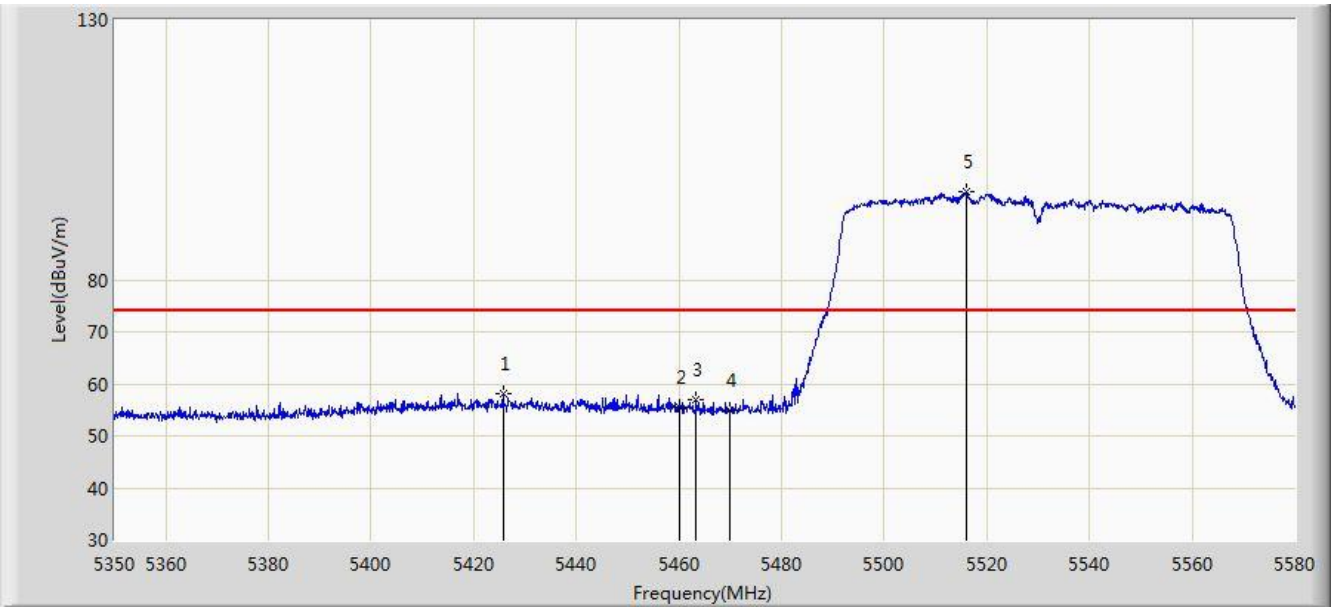

No	Flag	Mark	Frequency (MHz)	Measure Level (dBuV/m)	Reading Level (dBuV)	Margin (dB)	Limit (dBuV/m)	Factor (dB)	Type
1			5425.670	57.984	53.905	-16.016	74.000	4.079	PK
2			5460.000	55.547	51.367	-18.453	74.000	4.180	PK
3			5463.390	56.942	52.754	-17.058	74.000	4.187	PK
4			5470.000	55.015	50.813	-18.985	74.000	4.202	PK
5		*	5515.945	97.082	92.763	N/A	N/A	4.319	PK

Note: Measure Level (dBμV/m) = Reading Level (dBμV) + Factor (dB)

Factor (dB) = Cable Loss (dB) + Antenna Factor (dB/m) - Pre_Amplifier Gain (dB)

Site: AC1	Time: 2016/09/07 - 22:07
Limit: FCC_Part15.209_RE(3m)	Engineer: Kevin Ker
Probe: BBHA9120D_1GHz_18GHz	Polarity: Vertical
EUT: Wi-Fi AP 4x4 OD direct antenna US	Power: AC 120V/60Hz
Test Mode: Transmit at channel 5530MHz by 802.11ac-VHT80 Ant 1	

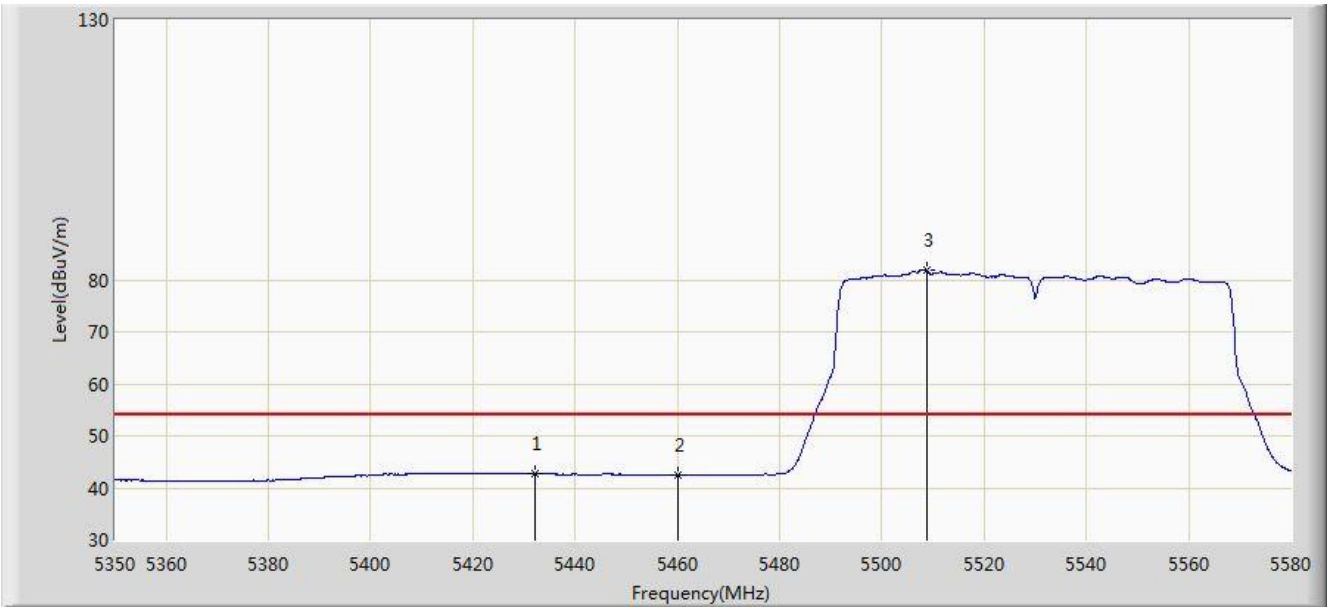

No	Flag	Mark	Frequency (MHz)	Measure Level (dBuV/m)	Reading Level (dBuV)	Margin (dB)	Limit (dBuV/m)	Factor (dB)	Type
1			5432.110	42.825	38.725	-11.175	54.000	4.100	AV
2			5460.000	42.402	38.222	-11.598	54.000	4.180	AV
3		*	5508.700	81.785	77.488	N/A	N/A	4.298	AV

Note: Measure Level (dBµV/m) = Reading Level (dBµV) + Factor (dB)

Factor (dB) = Cable Loss (dB) + Antenna Factor (dB/m) - Pre_Amplifier Gain (dB)

Site: AC1	Time: 2016/09/07 - 22:18
Limit: FCC_Part15.209_RE(3m)	Engineer: Kevin Ker
Probe: BBHA9120D_1GHz_18GHz	Polarity: Horizontal
EUT: Wi-Fi AP 4x4 OD direct antenna US	Power: AC 120V/60Hz
Test Mode: Transmit at channel 5320MHz by 802.11a Ant 2	

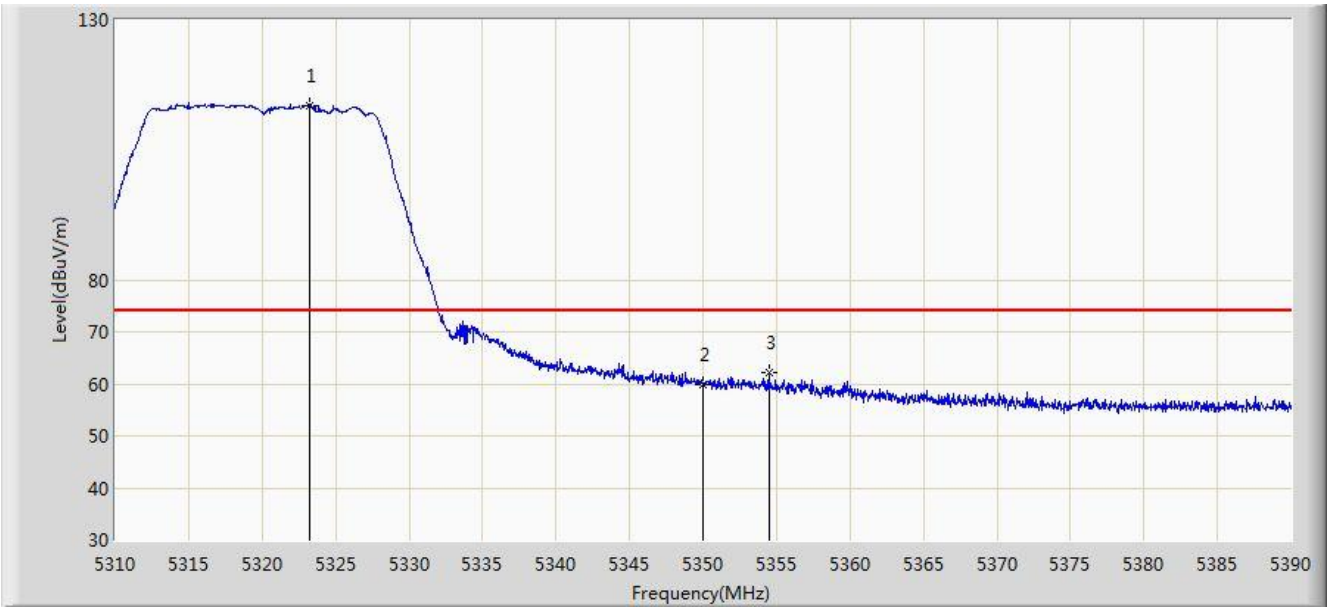

No	Flag	Mark	Frequency (MHz)	Measure Level (dBuV/m)	Reading Level (dBuV)	Margin (dB)	Limit (dBuV/m)	Factor (dB)	Type
1		*	5323.280	113.574	109.719	N/A	N/A	3.855	PK
2			5350.000	59.871	55.966	-14.129	74.000	3.904	PK
3			5354.480	62.036	58.123	-11.964	74.000	3.912	PK

Note: Measure Level (dBµV/m) = Reading Level (dBµV) + Factor (dB)

Factor (dB) = Cable Loss (dB) + Antenna Factor (dB/m) - Pre_Amplifier Gain (dB)

Site: AC1	Time: 2016/09/07 - 22:19
Limit: FCC_Part15.209_RE(3m)	Engineer: Kevin Ker
Probe: BBHA9120D_1GHz_18GHz	Polarity: Horizontal
EUT: Wi-Fi AP 4x4 OD direct antenna US	Power: AC 120V/60Hz
Test Mode: Transmit at channel 5320MHz by 802.11a Ant 2	

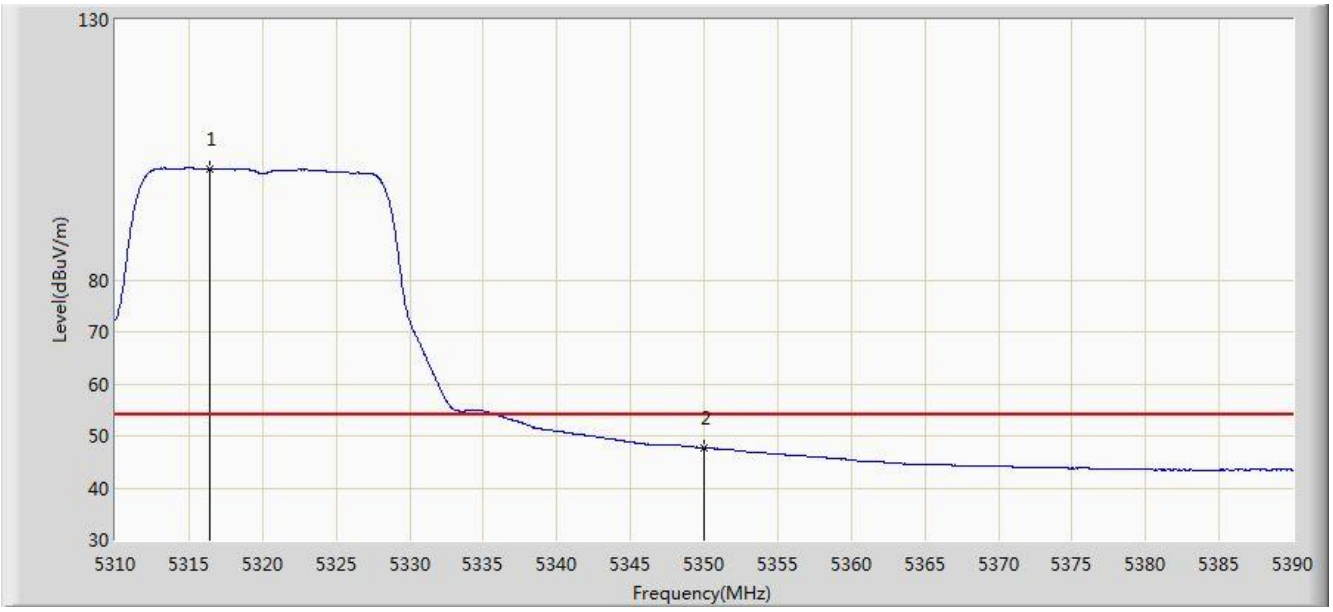

No	Flag	Mark	Frequency (MHz)	Measure Level (dBuV/m)	Reading Level (dBuV)	Margin (dB)	Limit (dBuV/m)	Factor (dB)	Type
1		*	5316.440	101.367	97.525	N/A	N/A	3.842	AV
2			5350.000	47.730	43.825	-6.270	54.000	3.904	AV

Note: Measure Level (dBµV/m) = Reading Level (dBµV) + Factor (dB)

Factor (dB) = Cable Loss (dB) + Antenna Factor (dB/m) - Pre_Amplifier Gain (dB)

Site: AC1	Time: 2016/09/07 - 22:19
Limit: FCC_Part15.209_RE(3m)	Engineer: Kevin Ker
Probe: BBHA9120D_1GHz_18GHz	Polarity: Vertical
EUT: Wi-Fi AP 4x4 OD direct antenna US	Power: AC 120V/60Hz
Test Mode: Transmit at channel 5320MHz by 802.11a Ant 2	

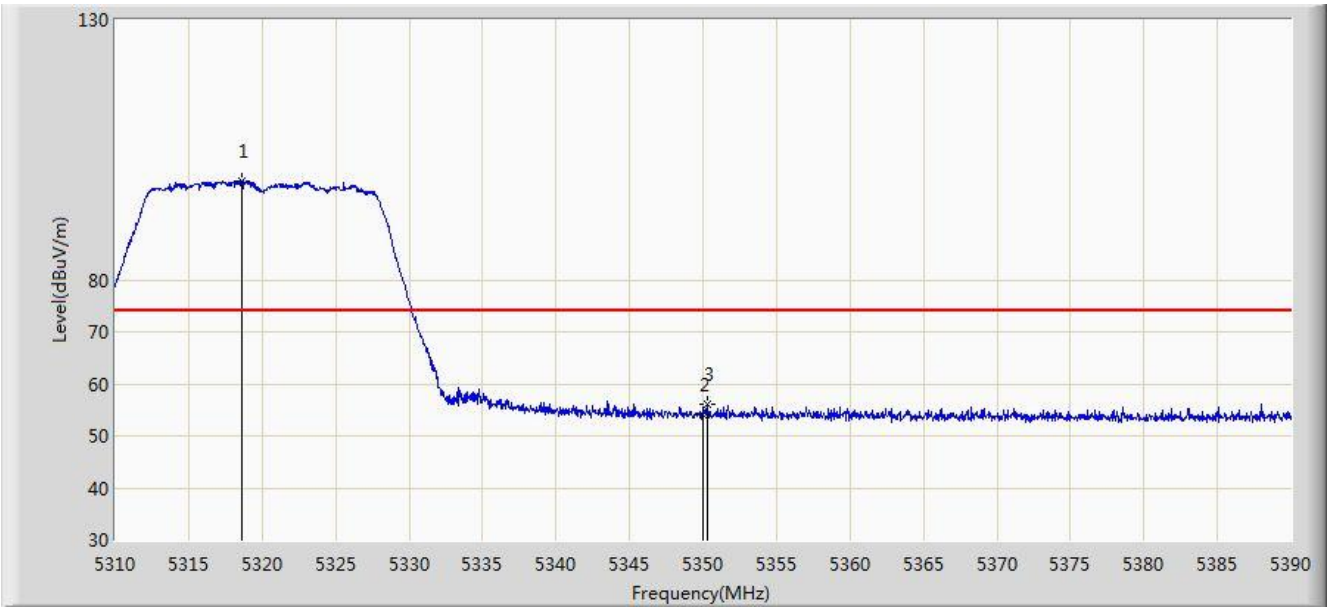

No	Flag	Mark	Frequency (MHz)	Measure Level (dBuV/m)	Reading Level (dBuV)	Margin (dB)	Limit (dBuV/m)	Factor (dB)	Type
1		*	5318.600	98.972	95.126	N/A	N/A	3.846	PK
2			5350.000	53.977	50.072	-20.023	74.000	3.904	PK
3			5350.280	56.059	52.154	-17.941	74.000	3.906	PK

Note: Measure Level (dBµV/m) = Reading Level (dBµV) + Factor (dB)

Factor (dB) = Cable Loss (dB) + Antenna Factor (dB/m) - Pre_Amplifier Gain (dB)

Site: AC1	Time: 2016/09/07 - 22:20
Limit: FCC_Part15.209_RE(3m)	Engineer: Kevin Ker
Probe: BBHA9120D_1GHz_18GHz	Polarity: Vertical
EUT: Wi-Fi AP 4x4 OD direct antenna US	Power: AC 120V/60Hz
Test Mode: Transmit at channel 5320MHz by 802.11a Ant 2	

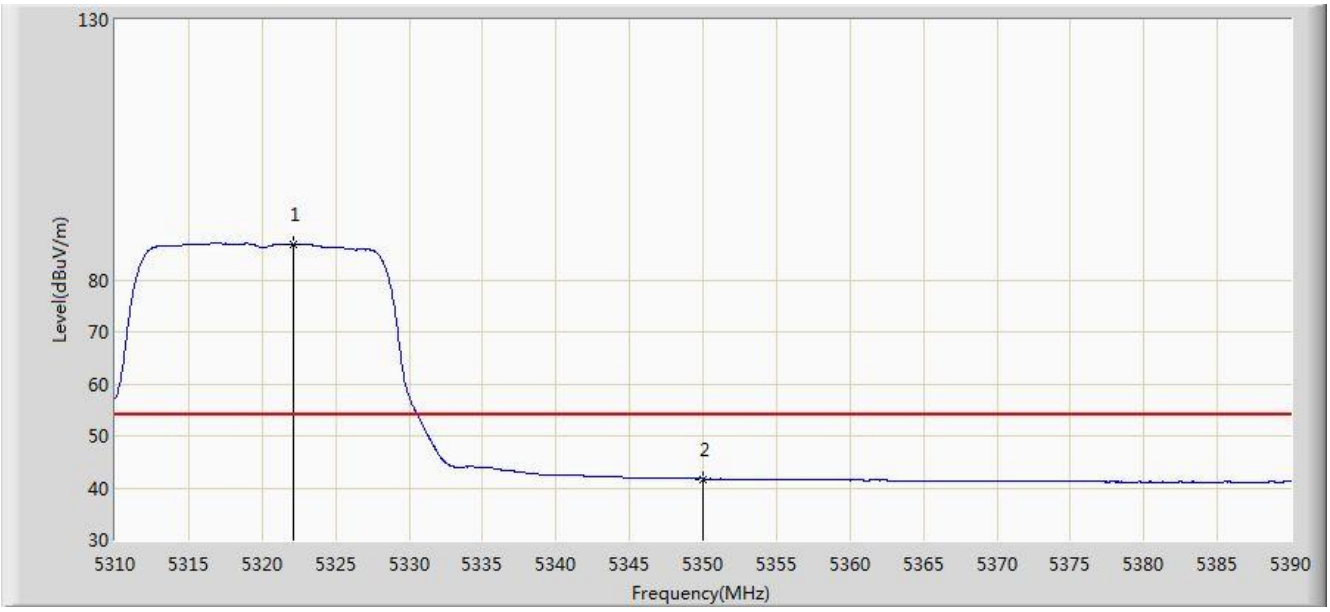

No	Flag	Mark	Frequency (MHz)	Measure Level (dBuV/m)	Reading Level (dBuV)	Margin (dB)	Limit (dBuV/m)	Factor (dB)	Type
1		*	5322.160	86.678	82.825	N/A	N/A	3.853	AV
2			5350.000	41.734	37.829	-12.266	54.000	3.904	AV

Note: Measure Level (dBµV/m) = Reading Level (dBµV) + Factor (dB)

Factor (dB) = Cable Loss (dB) + Antenna Factor (dB/m) - Pre_Amplifier Gain (dB)

Site: AC1	Time: 2016/09/07 - 22:21
Limit: FCC_Part15.209_RE(3m)	Engineer: Kevin Ker
Probe: BBHA9120D_1GHz_18GHz	Polarity: Horizontal
EUT: Wi-Fi AP 4x4 OD direct antenna US	Power: AC 120V/60Hz
Test Mode: Transmit at channel 5500MHz by 802.11a Ant 2	

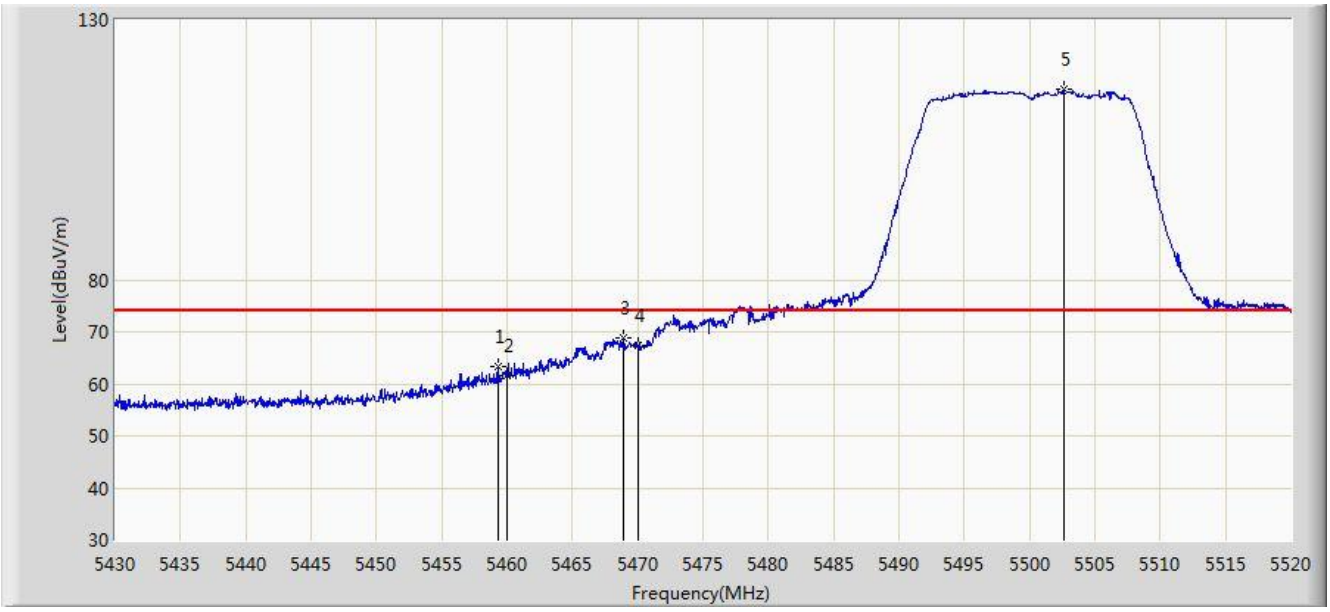

No	Flag	Mark	Frequency (MHz)	Measure Level (dBuV/m)	Reading Level (dBuV)	Margin (dB)	Limit (dBuV/m)	Factor (dB)	Type
1			5459.295	63.206	59.027	-10.794	74.000	4.178	PK
2			5460.000	61.668	57.488	-12.332	74.000	4.180	PK
3			5468.925	68.792	64.592	-5.208	74.000	4.200	PK
4			5470.000	67.519	63.317	-6.481	74.000	4.202	PK
5		*	5502.585	116.738	112.458	N/A	N/A	4.280	PK

Note: Measure Level (dBμV/m) = Reading Level (dBμV) + Factor (dB)

Factor (dB) = Cable Loss (dB) + Antenna Factor (dB/m) - Pre_Amplifier Gain (dB)

Site: AC1	Time: 2016/09/07 - 22:22
Limit: FCC_Part15.209_RE(3m)	Engineer: Kevin Ker
Probe: BBHA9120D_1GHz_18GHz	Polarity: Horizontal
EUT: Wi-Fi AP 4x4 OD direct antenna US	Power: AC 120V/60Hz
Test Mode: Transmit at channel 5500MHz by 802.11a Ant 2	

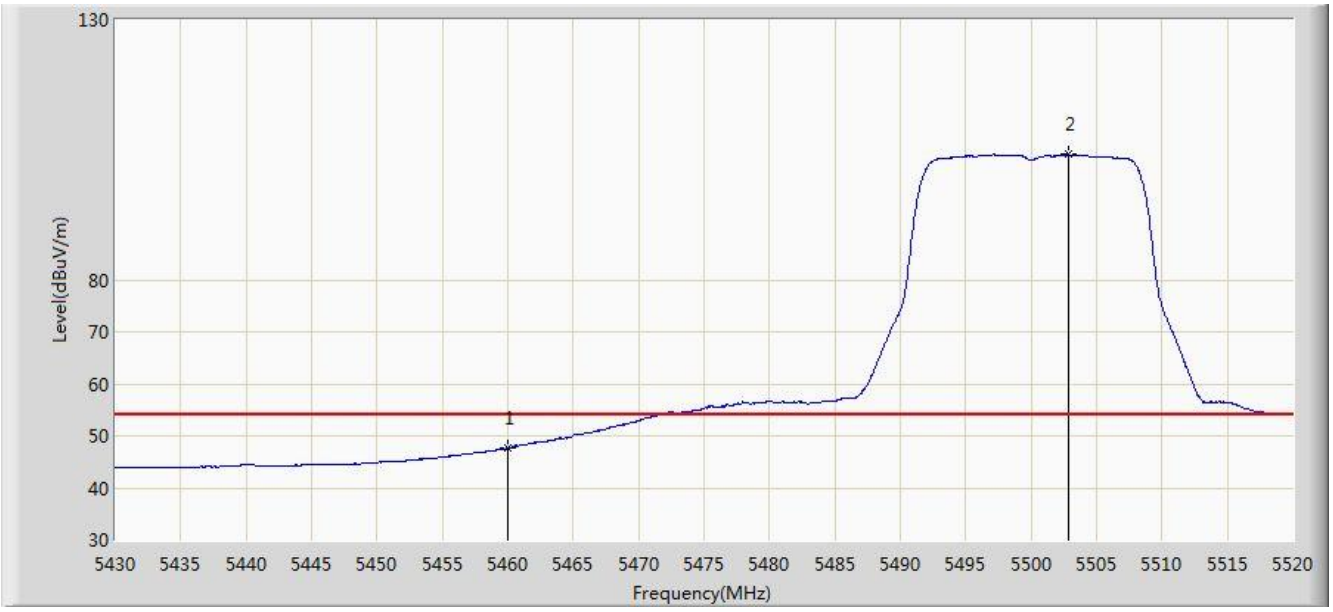

No	Flag	Mark	Frequency (MHz)	Measure Level (dBuV/m)	Reading Level (dBuV)	Margin (dB)	Limit (dBuV/m)	Factor (dB)	Type
1			5460.000	47.612	43.432	-6.388	54.000	4.180	AV
2		*	5502.855	104.076	99.796	N/A	N/A	4.281	AV

Note: Measure Level (dBµV/m) = Reading Level (dBµV) + Factor (dB)

Factor (dB) = Cable Loss (dB) + Antenna Factor (dB/m) - Pre_Amplifier Gain (dB)

Site: AC1	Time: 2016/09/07 - 22:23
Limit: FCC_Part15.209_RE(3m)	Engineer: Kevin Ker
Probe: BBHA9120D_1GHz_18GHz	Polarity: Vertical
EUT: Wi-Fi AP 4x4 OD direct antenna US	Power: AC 120V/60Hz
Test Mode: Transmit at channel 5500MHz by 802.11a Ant 2	

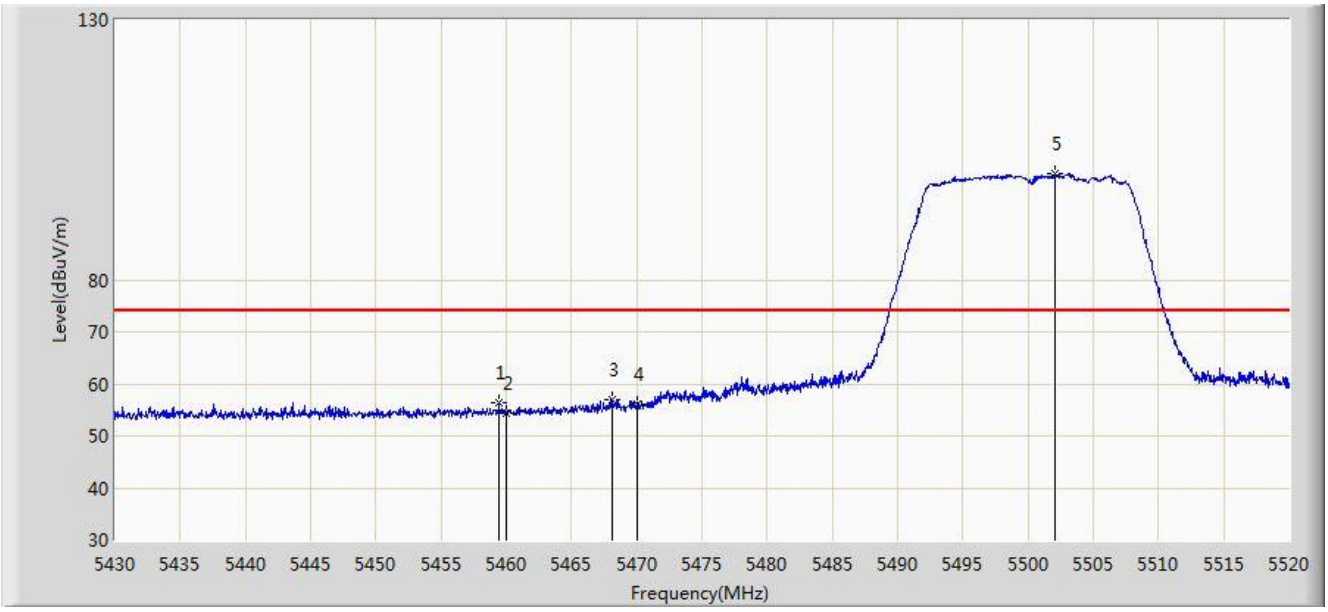

No	Flag	Mark	Frequency (MHz)	Measure Level (dBuV/m)	Reading Level (dBuV)	Margin (dB)	Limit (dBuV/m)	Factor (dB)	Type
1			5459.430	56.274	52.095	-17.726	74.000	4.179	PK
2			5460.000	54.349	50.169	-19.651	74.000	4.180	PK
3			5468.070	56.938	52.740	-17.062	74.000	4.198	PK
4			5470.000	56.179	51.977	-17.821	74.000	4.202	PK
5		*	5502.090	100.344	96.066	N/A	N/A	4.278	PK

Note: Measure Level (dBµV/m) = Reading Level (dBµV) + Factor (dB)

Factor (dB) = Cable Loss (dB) + Antenna Factor (dB/m) - Pre_Amplifier Gain (dB)

Site: AC1	Time: 2016/09/07 - 22:24
Limit: FCC_Part15.209_RE(3m)	Engineer: Kevin Ker
Probe: BBHA9120D_1GHz_18GHz	Polarity: Vertical
EUT: Wi-Fi AP 4x4 OD direct antenna US	Power: AC 120V/60Hz
Test Mode: Transmit at channel 5500MHz by 802.11a Ant 2	

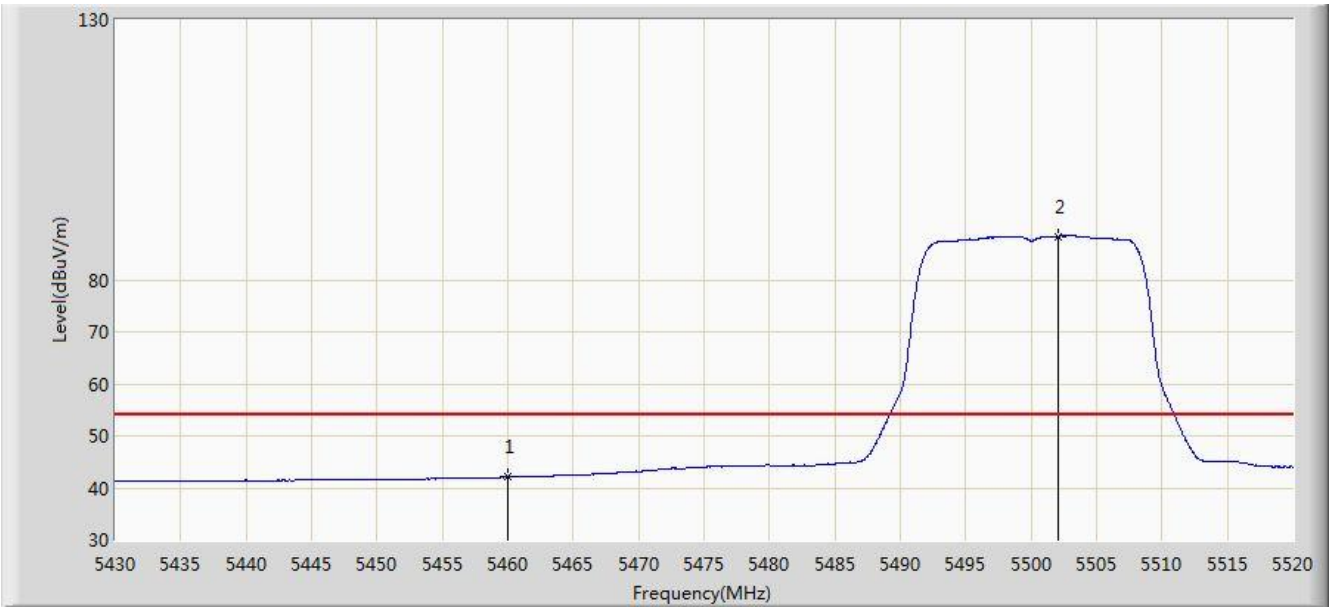

No	Flag	Mark	Frequency (MHz)	Measure Level (dBuV/m)	Reading Level (dBuV)	Margin (dB)	Limit (dBuV/m)	Factor (dB)	Type
1			5460.000	42.050	37.870	-11.950	54.000	4.180	AV
2		*	5502.045	88.328	84.050	N/A	N/A	4.278	AV

Note: Measure Level (dBµV/m) = Reading Level (dBµV) + Factor (dB)

Factor (dB) = Cable Loss (dB) + Antenna Factor (dB/m) - Pre_Amplifier Gain (dB)

Site: AC1	Time: 2016/09/07 - 22:25
Limit: FCC_Part15.209_RE(3m)	Engineer: Kevin Ker
Probe: BBHA9120D_1GHz_18GHz	Polarity: Horizontal
EUT: Wi-Fi AP 4x4 OD direct antenna US	Power: AC 120V/60Hz
Test Mode: Transmit at channel 5700MHz by 802.11a Ant 2	

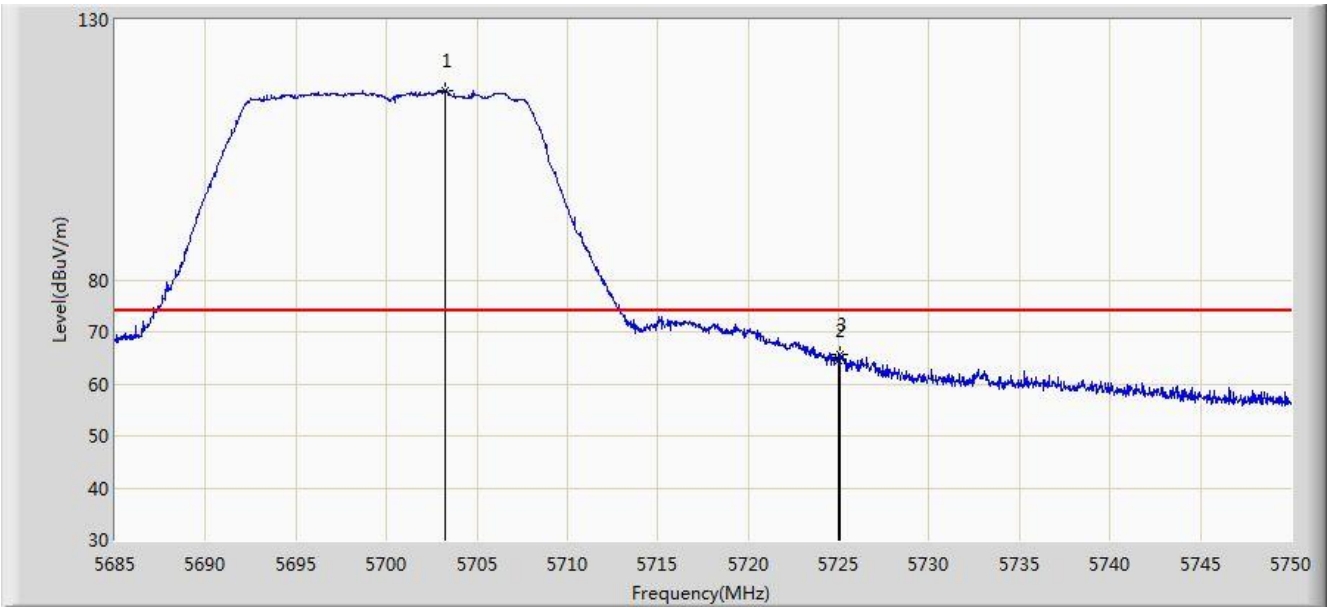

No	Flag	Mark	Frequency (MHz)	Measure Level (dBuV/m)	Reading Level (dBuV)	Margin (dB)	Limit (dBuV/m)	Factor (dB)	Type
1		*	5703.265	116.327	111.431	N/A	N/A	4.896	PK
2			5725.000	64.495	59.466	-9.505	74.000	5.029	PK
3			5725.072	65.762	60.733	-8.238	74.000	5.029	PK

Note: Measure Level (dBµV/m) = Reading Level (dBµV) + Factor (dB)

Factor (dB) = Cable Loss (dB) + Antenna Factor (dB/m) - Pre_Amplifier Gain (dB)

Site: AC1	Time: 2016/09/07 - 22:25
Limit: FCC_Part15.209_RE(3m)	Engineer: Kevin Ker
Probe: BBHA9120D_1GHz_18GHz	Polarity: Horizontal
EUT: Wi-Fi AP 4x4 OD direct antenna US	Power: AC 120V/60Hz
Test Mode: Transmit at channel 5700MHz by 802.11a Ant 2	

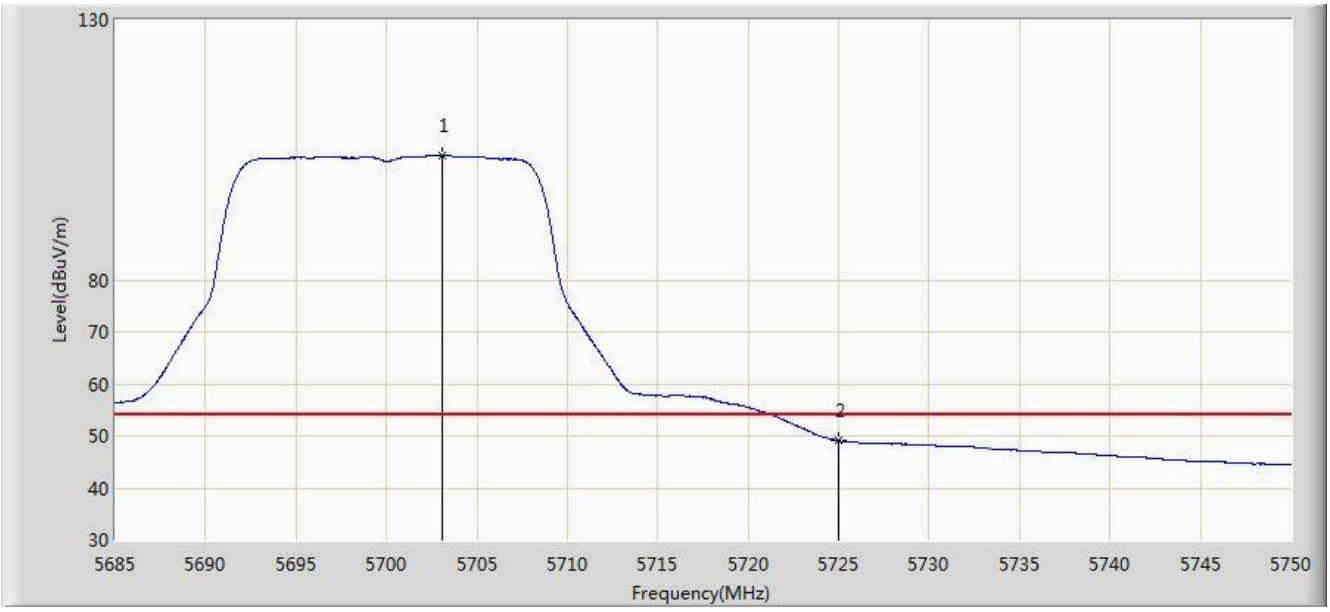

No	Flag	Mark	Frequency (MHz)	Measure Level (dBuV/m)	Reading Level (dBuV)	Margin (dB)	Limit (dBuV/m)	Factor (dB)	Type
1		*	5703.070	103.868	98.973	N/A	N/A	4.895	AV
2			5725.000	49.060	44.031	-4.940	54.000	5.029	AV

Note: Measure Level (dBµV/m) = Reading Level (dBµV) + Factor (dB)

Factor (dB) = Cable Loss (dB) + Antenna Factor (dB/m) - Pre_Amplifier Gain (dB)

Site: AC1	Time: 2016/09/07 - 22:25
Limit: FCC_Part15.209_RE(3m)	Engineer: Kevin Ker
Probe: BBHA9120D_1GHz_18GHz	Polarity: Vertical
EUT: Wi-Fi AP 4x4 OD direct antenna US	Power: AC 120V/60Hz
Test Mode: Transmit at channel 5700MHz by 802.11a Ant 2	

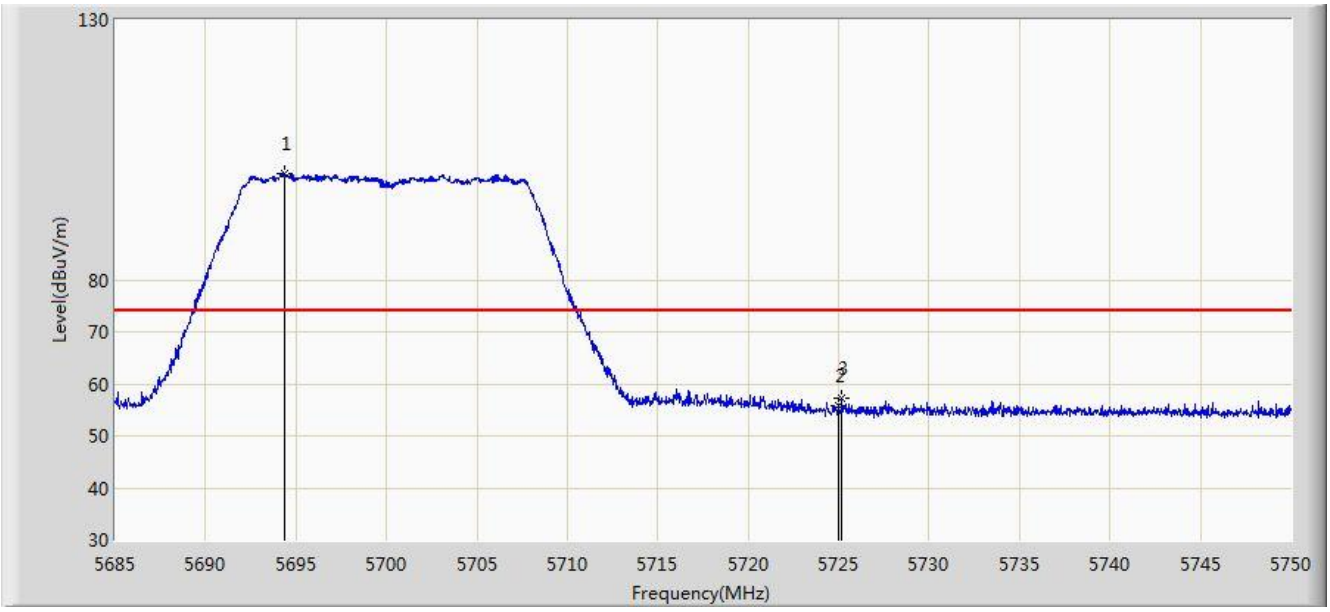

No	Flag	Mark	Frequency (MHz)	Measure Level (dBuV/m)	Reading Level (dBuV)	Margin (dB)	Limit (dBuV/m)	Factor (dB)	Type
1		*	5694.360	100.548	95.700	N/A	N/A	4.848	PK
2			5725.000	55.758	50.729	-18.242	74.000	5.029	PK
3			5725.170	57.107	52.077	-16.893	74.000	5.030	PK

Note: Measure Level (dBµV/m) = Reading Level (dBµV) + Factor (dB)

Factor (dB) = Cable Loss (dB) + Antenna Factor (dB/m) - Pre_Amplifier Gain (dB)

Site: AC1	Time: 2016/09/07 - 22:26
Limit: FCC_Part15.209_RE(3m)	Engineer: Kevin Ker
Probe: BBHA9120D_1GHz_18GHz	Polarity: Vertical
EUT: Wi-Fi AP 4x4 OD direct antenna US	Power: AC 120V/60Hz
Test Mode: Transmit at channel 5700MHz by 802.11a Ant 2	

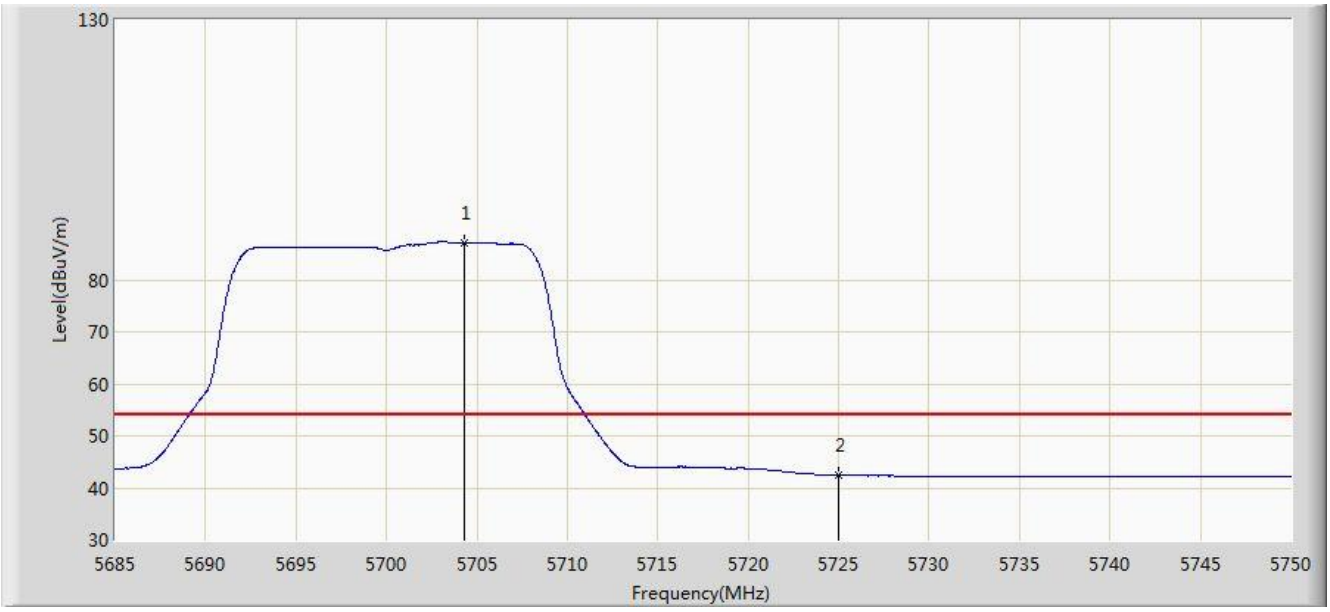

No	Flag	Mark	Frequency (MHz)	Measure Level (dBuV/m)	Reading Level (dBuV)	Margin (dB)	Limit (dBuV/m)	Factor (dB)	Type
1		*	5704.272	87.087	82.186	N/A	N/A	4.901	AV
2			5725.000	42.402	37.373	-11.598	54.000	5.029	AV

Note: Measure Level (dBµV/m) = Reading Level (dBµV) + Factor (dB)

Factor (dB) = Cable Loss (dB) + Antenna Factor (dB/m) - Pre_Amplifier Gain (dB)

Site: AC1	Time: 2016/09/07 - 22:37
Limit: FCC_Part15.209_RE(3m)	Engineer: Kevin Ker
Probe: BBHA9120D_1GHz_18GHz	Polarity: Horizontal
EUT: Wi-Fi AP 4x4 OD direct antenna US	Power: AC 120V/60Hz
Test Mode: Transmit at channel 5320MHz by 802.11n-HT20 Ant 2	

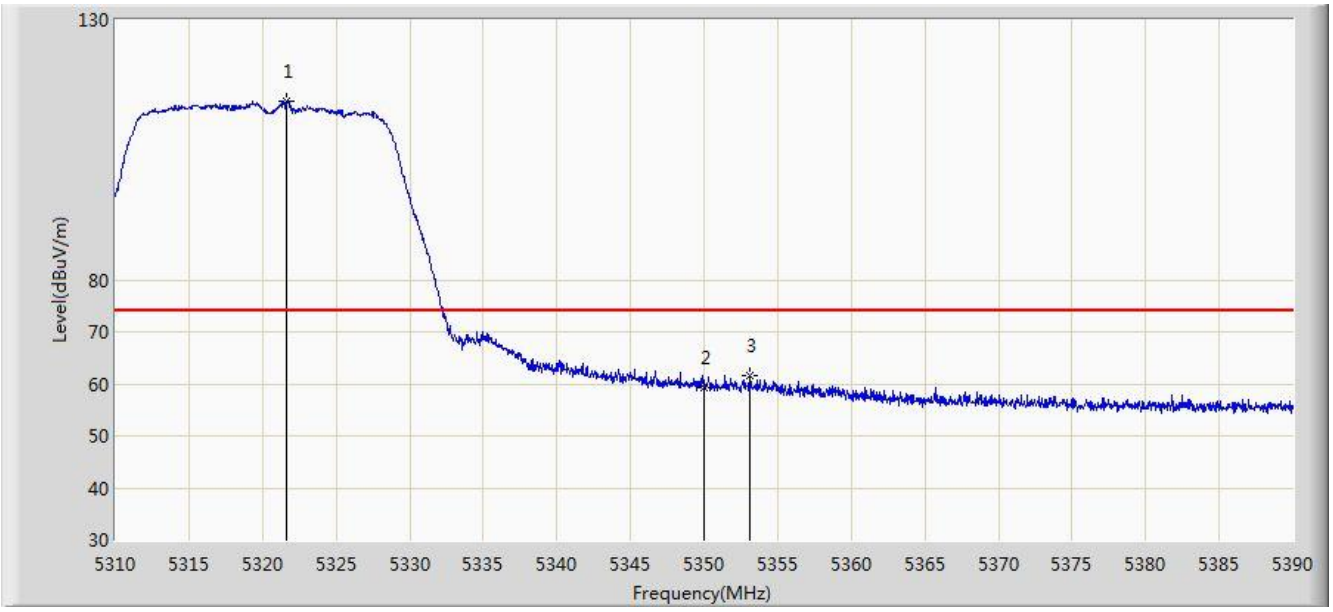

No	Flag	Mark	Frequency (MHz)	Measure Level (dBuV/m)	Reading Level (dBuV)	Margin (dB)	Limit (dBuV/m)	Factor (dB)	Type
1		*	5321.600	114.384	110.532	N/A	N/A	3.852	PK
2			5350.000	59.388	55.483	-14.612	74.000	3.904	PK
3			5353.080	61.596	57.686	-12.404	74.000	3.911	PK

Note: Measure Level (dBμV/m) = Reading Level (dBμV) + Factor (dB)

Factor (dB) = Cable Loss (dB) + Antenna Factor (dB/m) - Pre_Amplifier Gain (dB)

Site: AC1	Time: 2016/09/07 - 22:37
Limit: FCC_Part15.209_RE(3m)	Engineer: Kevin Ker
Probe: BBHA9120D_1GHz_18GHz	Polarity: Horizontal
EUT: Wi-Fi AP 4x4 OD direct antenna US	Power: AC 120V/60Hz
Test Mode: Transmit at channel 5320MHz by 802.11n-HT20 Ant 2	

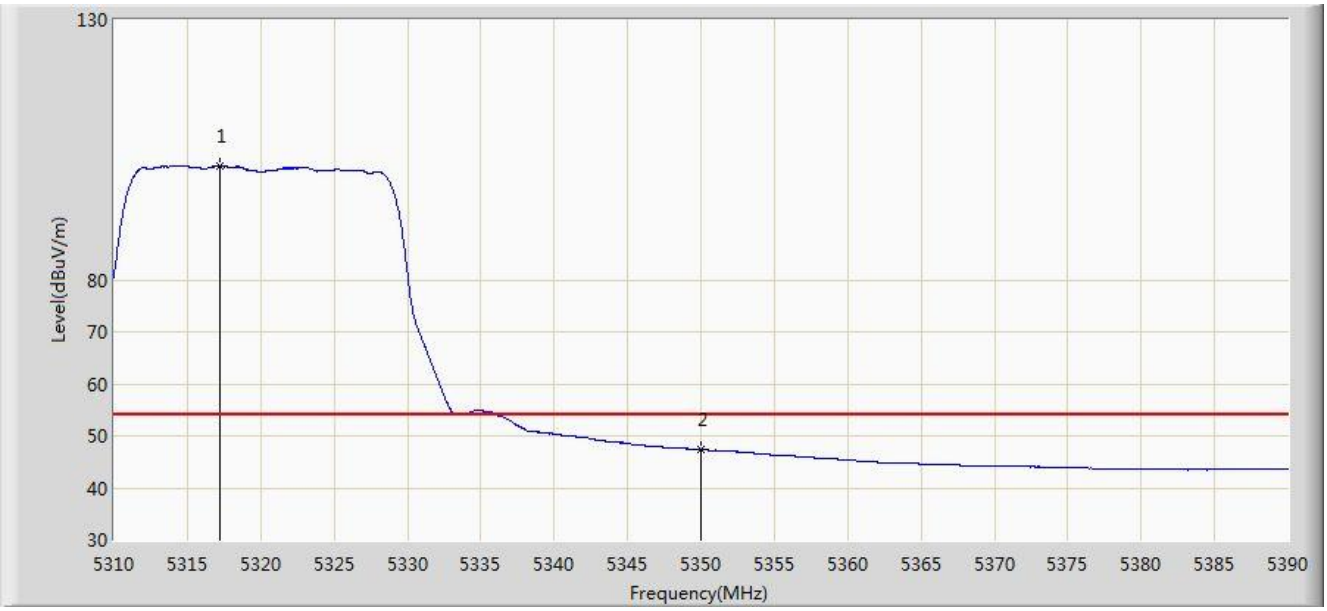

No	Flag	Mark	Frequency (MHz)	Measure Level (dBuV/m)	Reading Level (dBuV)	Margin (dB)	Limit (dBuV/m)	Factor (dB)	Type
1		*	5317.200	101.896	98.053	N/A	N/A	3.843	AV
2			5350.000	47.386	43.481	-6.614	54.000	3.904	AV

Note: Measure Level (dBµV/m) = Reading Level (dBµV) + Factor (dB)

Factor (dB) = Cable Loss (dB) + Antenna Factor (dB/m) - Pre_Amplifier Gain (dB)

Site: AC1	Time: 2016/09/07 - 22:37
Limit: FCC_Part15.209_RE(3m)	Engineer: Kevin Ker
Probe: BBHA9120D_1GHz_18GHz	Polarity: Vertical
EUT: Wi-Fi AP 4x4 OD direct antenna US	Power: AC 120V/60Hz
Test Mode: Transmit at channel 5320MHz by 802.11n-HT20 Ant 2	

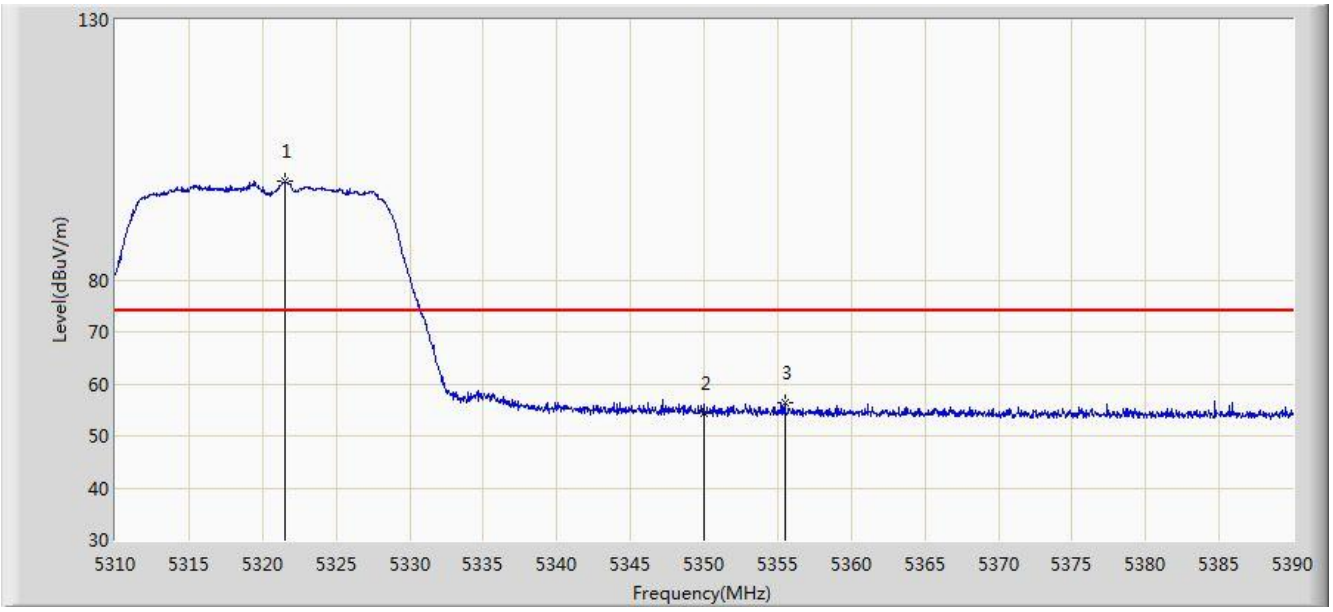

No	Flag	Mark	Frequency (MHz)	Measure Level (dBuV/m)	Reading Level (dBuV)	Margin (dB)	Limit (dBuV/m)	Factor (dB)	Type
1		*	5321.560	99.046	95.194	N/A	N/A	3.851	PK
2			5350.000	54.490	50.585	-19.510	74.000	3.904	PK
3			5355.480	56.511	52.596	-17.489	74.000	3.915	PK

Note: Measure Level (dBμV/m) = Reading Level (dBμV) + Factor (dB)

Factor (dB) = Cable Loss (dB) + Antenna Factor (dB/m) - Pre_Amplifier Gain (dB)

Site: AC1	Time: 2016/09/07 - 22:39
Limit: FCC_Part15.209_RE(3m)	Engineer: Kevin Ker
Probe: BBHA9120D_1GHz_18GHz	Polarity: Vertical
EUT: Wi-Fi AP 4x4 OD direct antenna US	Power: AC 120V/60Hz
Test Mode: Transmit at channel 5320MHz by 802.11n-HT20 Ant 2	

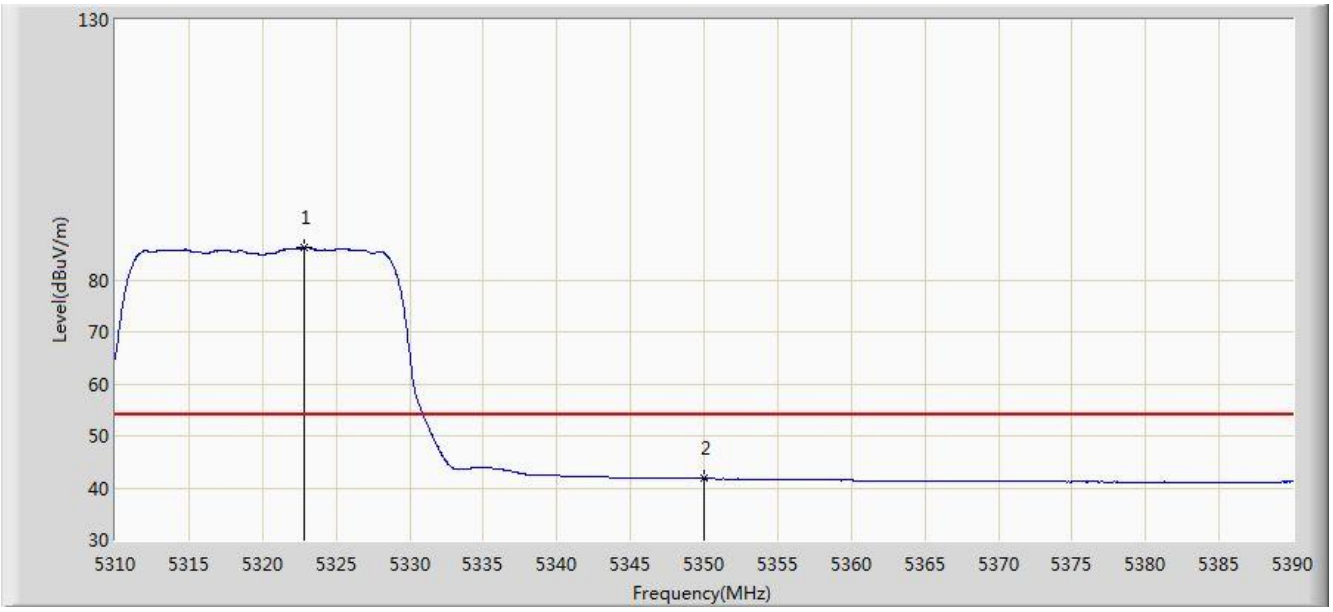

No	Flag	Mark	Frequency (MHz)	Measure Level (dBuV/m)	Reading Level (dBuV)	Margin (dB)	Limit (dBuV/m)	Factor (dB)	Type
1		*	5322.880	86.174	82.320	N/A	N/A	3.854	AV
2			5350.000	41.778	37.873	-12.222	54.000	3.904	AV

Note: Measure Level (dBµV/m) = Reading Level (dBµV) + Factor (dB)

Factor (dB) = Cable Loss (dB) + Antenna Factor (dB/m) - Pre_Amplifier Gain (dB)

Site: AC1	Time: 2016/09/07 - 22:40
Limit: FCC_Part15.209_RE(3m)	Engineer: Kevin Ker
Probe: BBHA9120D_1GHz_18GHz	Polarity: Horizontal
EUT: Wi-Fi AP 4x4 OD direct antenna US	Power: AC 120V/60Hz
Test Mode: Transmit at channel 5500MHz by 802.11n-HT20 Ant 2	

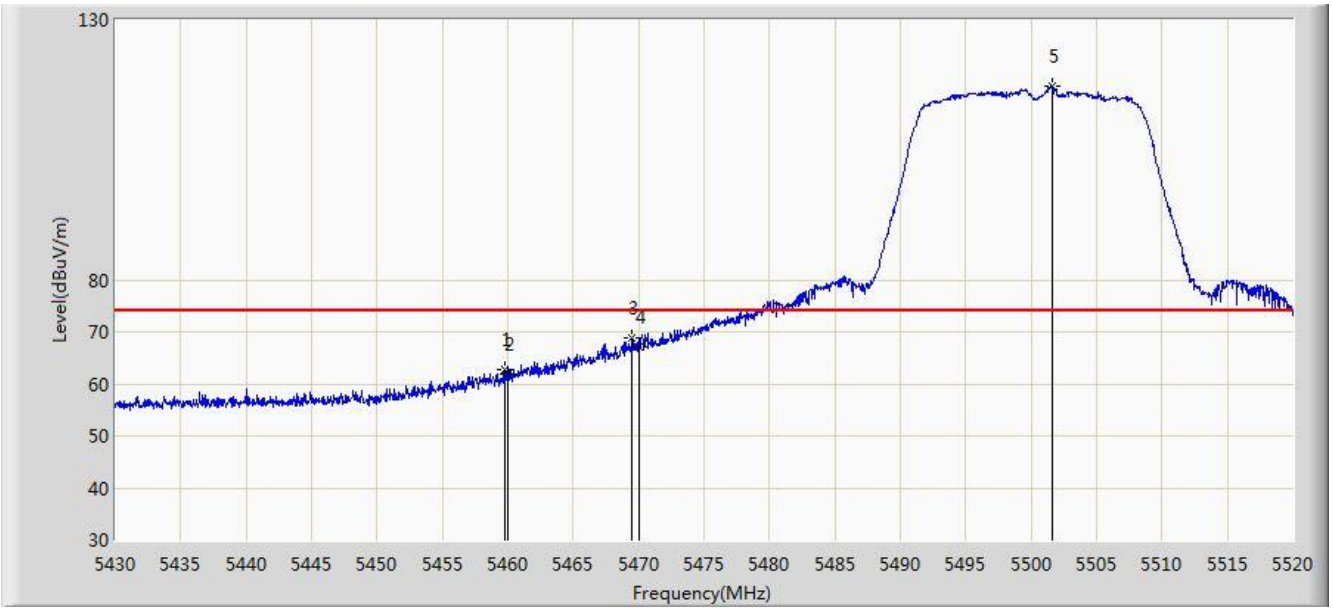

No	Flag	Mark	Frequency (MHz)	Measure Level (dBuV/m)	Reading Level (dBuV)	Margin (dB)	Limit (dBuV/m)	Factor (dB)	Type
1			5459.745	62.758	58.578	-11.242	74.000	4.180	PK
2			5460.000	61.980	57.800	-12.020	74.000	4.180	PK
3			5469.465	68.738	64.537	-5.262	74.000	4.201	PK
4			5470.000	67.086	62.884	-6.914	74.000	4.202	PK
5		*	5501.640	117.208	112.931	N/A	N/A	4.277	PK

Note: Measure Level (dBμV/m) = Reading Level (dBμV) + Factor (dB)

Factor (dB) = Cable Loss (dB) + Antenna Factor (dB/m) - Pre_Amplifier Gain (dB)

Site: AC1	Time: 2016/09/07 - 22:41
Limit: FCC_Part15.209_RE(3m)	Engineer: Kevin Ker
Probe: BBHA9120D_1GHz_18GHz	Polarity: Horizontal
EUT: Wi-Fi AP 4x4 OD direct antenna US	Power: AC 120V/60Hz
Test Mode: Transmit at channel 5500MHz by 802.11n-HT20 Ant 2	

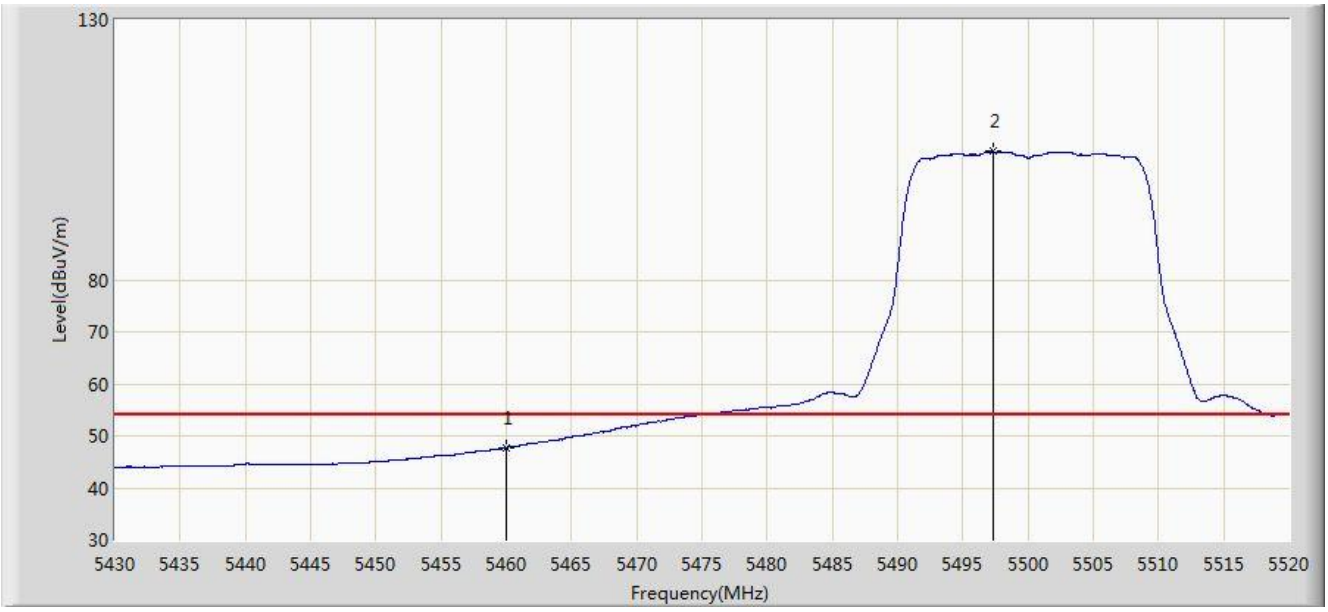

No	Flag	Mark	Frequency (MHz)	Measure Level (dBuV/m)	Reading Level (dBuV)	Margin (dB)	Limit (dBuV/m)	Factor (dB)	Type
1			5460.000	47.737	43.557	-6.263	54.000	4.180	AV
2		*	5497.275	104.653	100.389	N/A	N/A	4.264	AV

Note: Measure Level (dBµV/m) = Reading Level (dBµV) + Factor (dB)

Factor (dB) = Cable Loss (dB) + Antenna Factor (dB/m) - Pre_Amplifier Gain (dB)

Site: AC1	Time: 2016/09/07 - 22:44
Limit: FCC_Part15.209_RE(3m)	Engineer: Kevin Ker
Probe: BBHA9120D_1GHz_18GHz	Polarity: Vertical
EUT: Wi-Fi AP 4x4 OD direct antenna US	Power: AC 120V/60Hz
Test Mode: Transmit at channel 5500MHz by 802.11n-HT20 Ant 2	

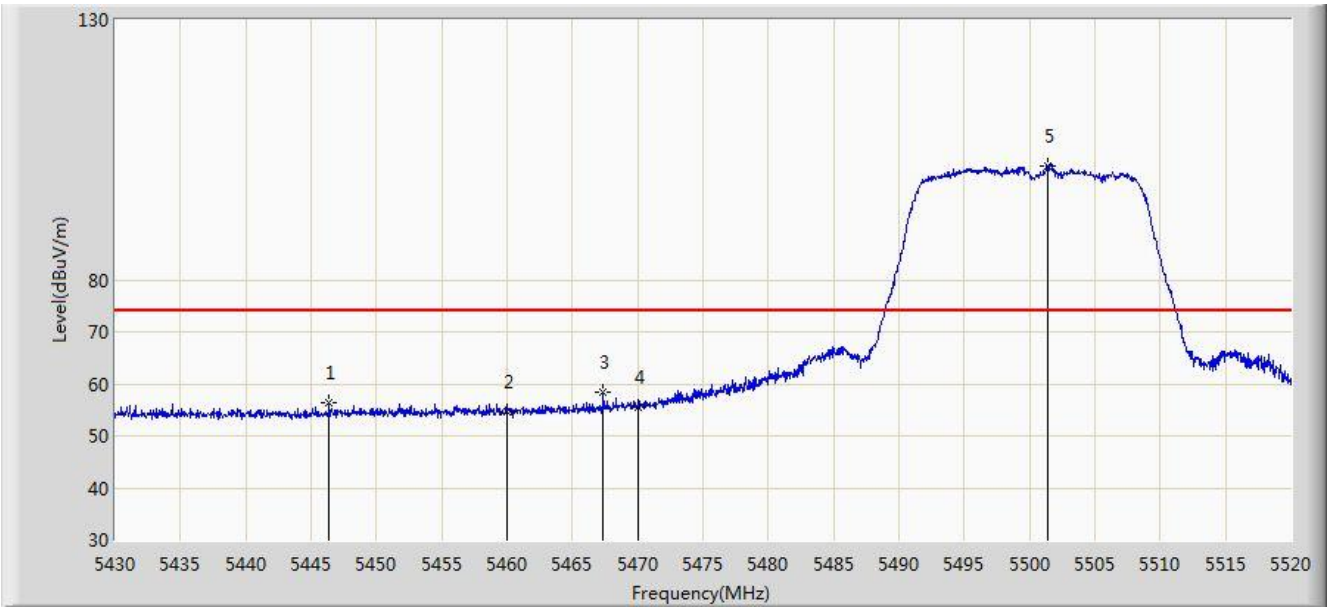

No	Flag	Mark	Frequency (MHz)	Measure Level (dBuV/m)	Reading Level (dBuV)	Margin (dB)	Limit (dBuV/m)	Factor (dB)	Type
1			5446.380	56.504	52.361	-17.496	74.000	4.143	PK
2			5460.000	54.738	50.558	-19.262	74.000	4.180	PK
3			5467.350	58.371	54.175	-15.629	74.000	4.196	PK
4			5470.000	55.500	51.298	-18.500	74.000	4.202	PK
5		*	5501.370	101.993	97.717	N/A	N/A	4.275	PK

Note: Measure Level (dBμV/m) = Reading Level (dBμV) + Factor (dB)

Factor (dB) = Cable Loss (dB) + Antenna Factor (dB/m) - Pre_Amplifier Gain (dB)

Site: AC1	Time: 2016/09/07 - 22:46
Limit: FCC_Part15.209_RE(3m)	Engineer: Kevin Ker
Probe: BBHA9120D_1GHz_18GHz	Polarity: Vertical
EUT: Wi-Fi AP 4x4 OD direct antenna US	Power: AC 120V/60Hz
Test Mode: Transmit at channel 5500MHz by 802.11n-HT20 Ant 2	

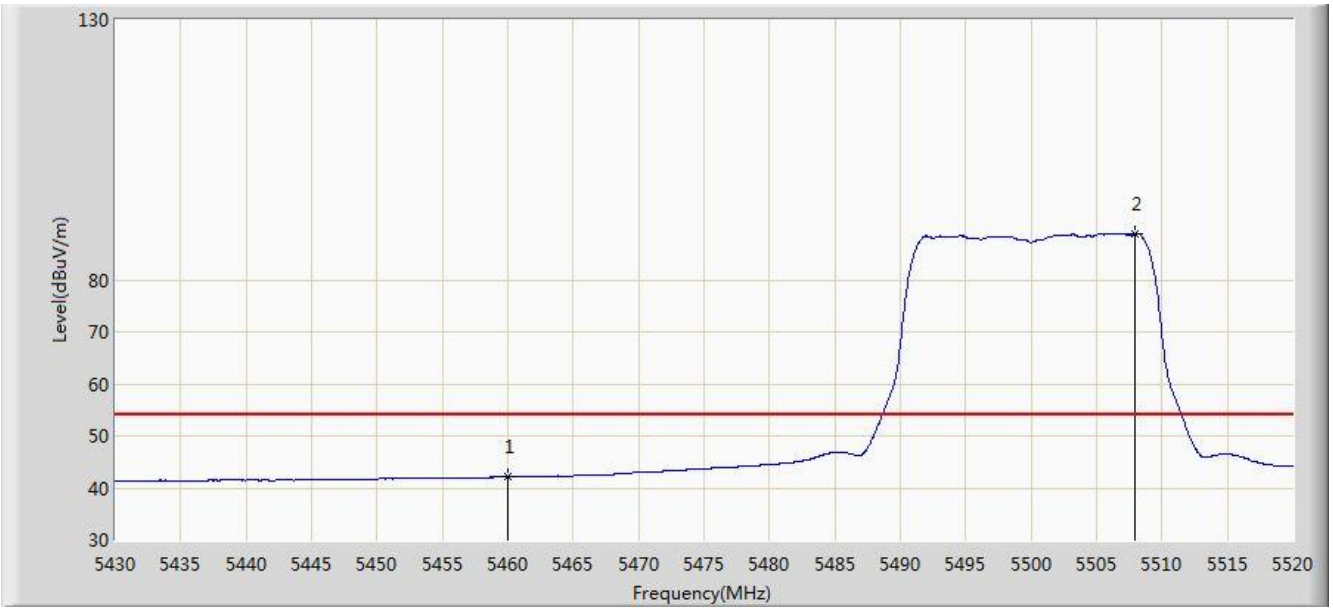

No	Flag	Mark	Frequency (MHz)	Measure Level (dBuV/m)	Reading Level (dBuV)	Margin (dB)	Limit (dBuV/m)	Factor (dB)	Type
1			5460.000	42.054	37.874	-11.946	54.000	4.180	AV
2		*	5507.895	88.881	84.586	N/A	N/A	4.295	AV

Note: Measure Level (dBµV/m) = Reading Level (dBµV) + Factor (dB)

Factor (dB) = Cable Loss (dB) + Antenna Factor (dB/m) - Pre_Amplifier Gain (dB)

Site: AC1	Time: 2016/09/07 - 22:46
Limit: FCC_Part15.209_RE(3m)	Engineer: Kevin Ker
Probe: BBHA9120D_1GHz_18GHz	Polarity: Horizontal
EUT: Wi-Fi AP 4x4 OD direct antenna US	Power: AC 120V/60Hz
Test Mode: Transmit at channel 5700MHz by 802.11n-HT20 Ant 2	

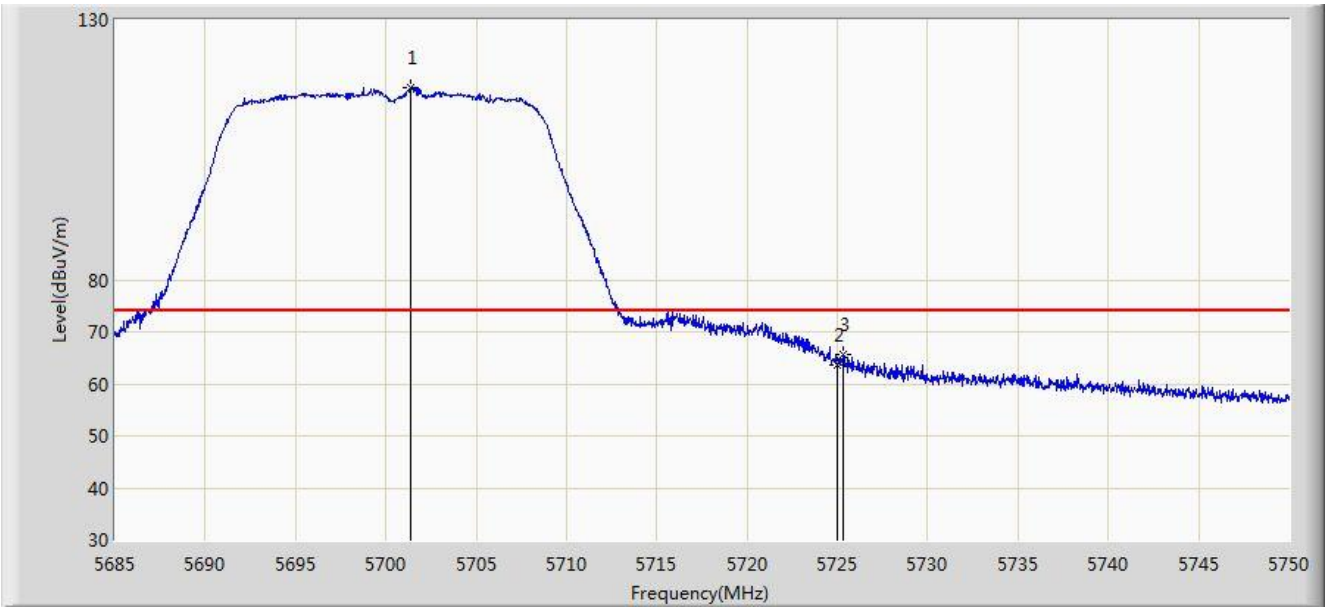

No	Flag	Mark	Frequency (MHz)	Measure Level (dBuV/m)	Reading Level (dBuV)	Margin (dB)	Limit (dBuV/m)	Factor (dB)	Type
1		*	5701.380	116.919	112.033	N/A	N/A	4.886	PK
2			5725.000	63.567	58.538	-10.433	74.000	5.029	PK
3			5725.333	65.542	60.511	-8.458	74.000	5.031	PK

Note: Measure Level (dBµV/m) = Reading Level (dBµV) + Factor (dB)

Factor (dB) = Cable Loss (dB) + Antenna Factor (dB/m) - Pre_Amplifier Gain (dB)

Site: AC1	Time: 2016/09/07 - 22:47
Limit: FCC_Part15.209_RE(3m)	Engineer: Kevin Ker
Probe: BBHA9120D_1GHz_18GHz	Polarity: Horizontal
EUT: Wi-Fi AP 4x4 OD direct antenna US	Power: AC 120V/60Hz
Test Mode: Transmit at channel 5700MHz by 802.11n-HT20 Ant 2	

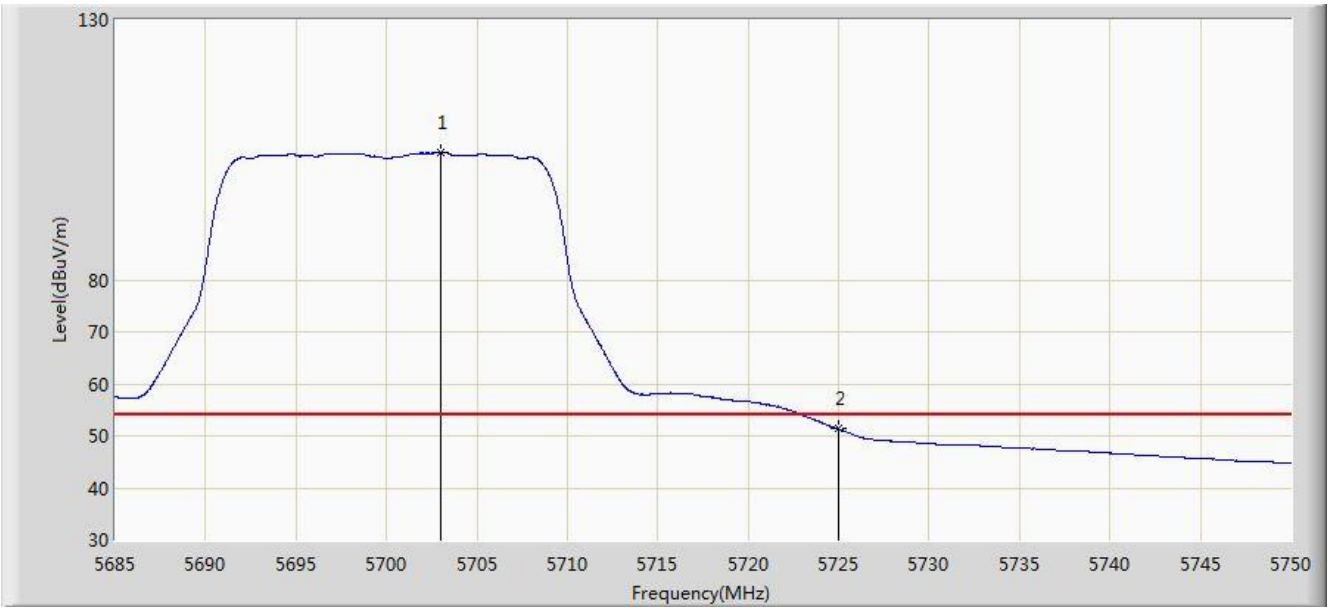

No	Flag	Mark	Frequency (MHz)	Measure Level (dBuV/m)	Reading Level (dBuV)	Margin (dB)	Limit (dBuV/m)	Factor (dB)	Type
1		*	5702.973	104.404	99.510	N/A	N/A	4.893	AV
2			5725.000	51.319	46.290	-2.681	54.000	5.029	AV

Note: Measure Level (dBµV/m) = Reading Level (dBµV) + Factor (dB)

Factor (dB) = Cable Loss (dB) + Antenna Factor (dB/m) - Pre_Amplifier Gain (dB)

Site: AC1	Time: 2016/09/07 - 22:47
Limit: FCC_Part15.209_RE(3m)	Engineer: Kevin Ker
Probe: BBHA9120D_1GHz_18GHz	Polarity: Vertical
EUT: Wi-Fi AP 4x4 OD direct antenna US	Power: AC 120V/60Hz
Test Mode: Transmit at channel 5700MHz by 802.11n-HT20 Ant 2	

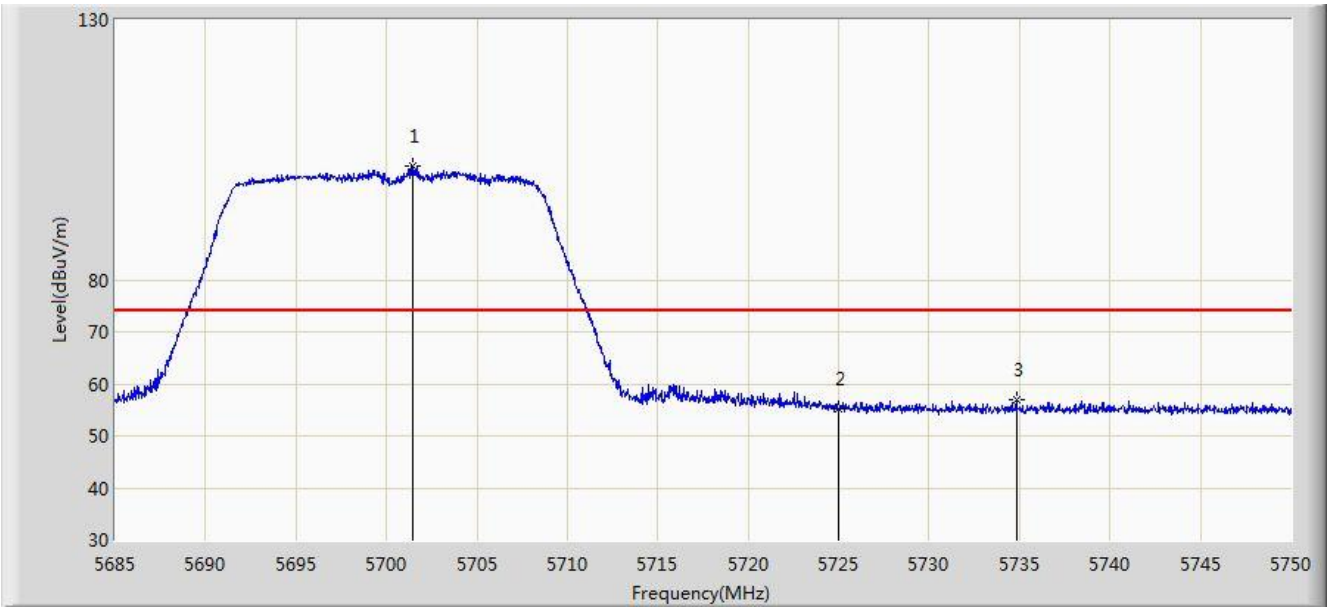

No	Flag	Mark	Frequency (MHz)	Measure Level (dBuV/m)	Reading Level (dBuV)	Margin (dB)	Limit (dBuV/m)	Factor (dB)	Type
1		*	5701.478	101.962	97.076	N/A	N/A	4.886	PK
2			5725.000	55.084	50.055	-18.916	74.000	5.029	PK
3			5734.822	56.908	51.816	-17.092	74.000	5.091	PK

Note: Measure Level (dBµV/m) = Reading Level (dBµV) + Factor (dB)

Factor (dB) = Cable Loss (dB) + Antenna Factor (dB/m) - Pre_Amplifier Gain (dB)

Site: AC1	Time: 2016/09/07 - 22:48
Limit: FCC_Part15.209_RE(3m)	Engineer: Kevin Ker
Probe: BBHA9120D_1GHz_18GHz	Polarity: Vertical
EUT: Wi-Fi AP 4x4 OD direct antenna US	Power: AC 120V/60Hz
Test Mode: Transmit at channel 5700MHz by 802.11n-HT20 Ant 2	

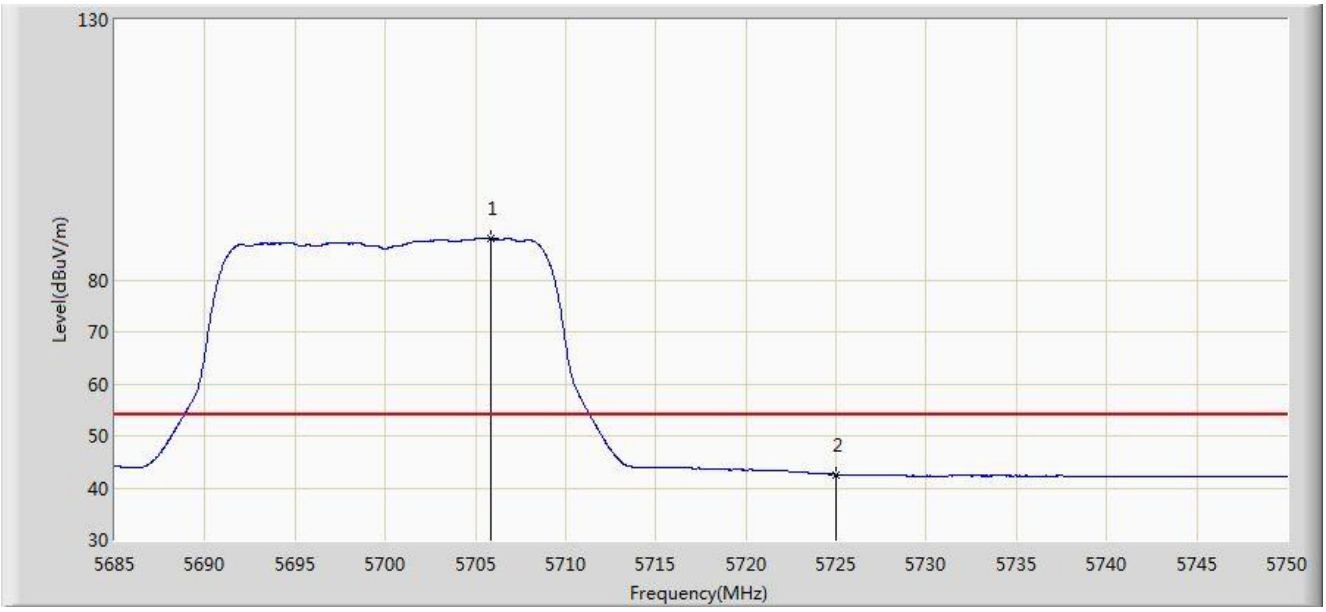

No	Flag	Mark	Frequency (MHz)	Measure Level (dBuV/m)	Reading Level (dBuV)	Margin (dB)	Limit (dBuV/m)	Factor (dB)	Type
1		*	5705.865	87.932	83.023	N/A	N/A	4.909	AV
2			5725.000	42.571	37.542	-11.429	54.000	5.029	AV

Note: Measure Level (dBµV/m) = Reading Level (dBµV) + Factor (dB)

Factor (dB) = Cable Loss (dB) + Antenna Factor (dB/m) - Pre_Amplifier Gain (dB)

Site: AC1	Time: 2016/09/07 - 23:01
Limit: FCC_Part15.209_RE(3m)	Engineer: Kevin Ker
Probe: BBHA9120D_1GHz_18GHz	Polarity: Horizontal
EUT: Wi-Fi AP 4x4 OD direct antenna US	Power: AC 120V/60Hz
Test Mode: Transmit at channel 5310MHz by 802.11n-HT40 Ant 2	

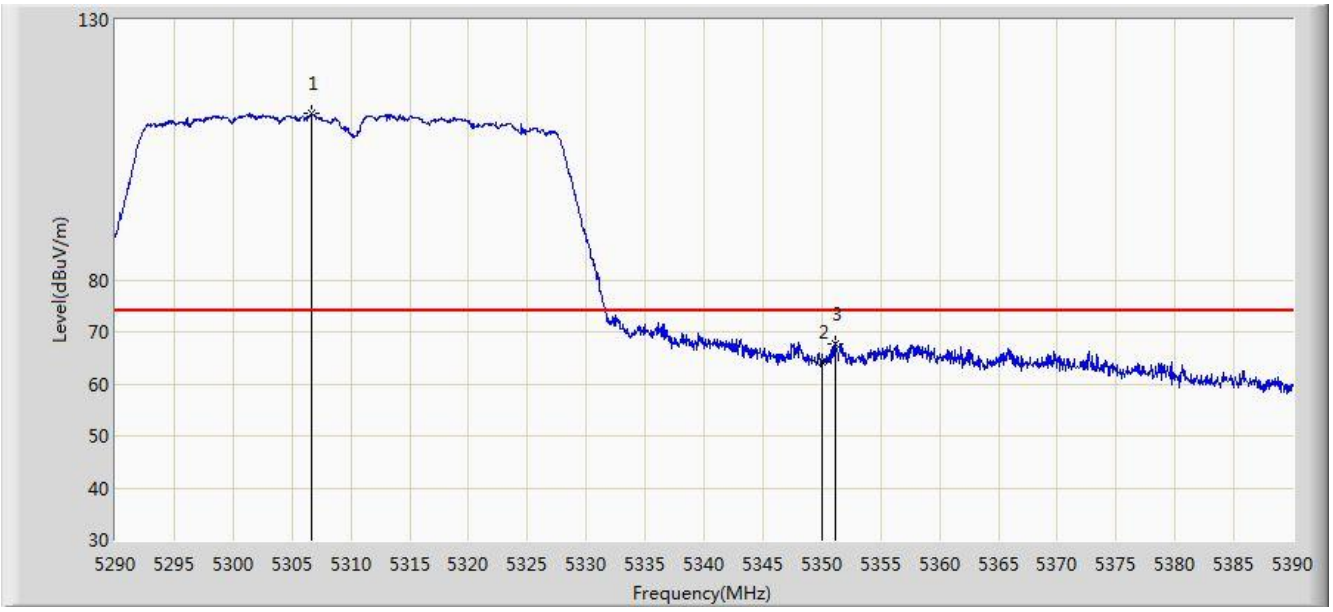

No	Flag	Mark	Frequency (MHz)	Measure Level (dBuV/m)	Reading Level (dBuV)	Margin (dB)	Limit (dBuV/m)	Factor (dB)	Type
1		*	5306.650	111.892	108.068	N/A	N/A	3.824	PK
2			5350.000	64.313	60.408	-9.687	74.000	3.904	PK
3			5351.100	67.824	63.917	-6.176	74.000	3.906	PK

Note: Measure Level (dBμV/m) = Reading Level (dBμV) + Factor (dB)

Factor (dB) = Cable Loss (dB) + Antenna Factor (dB/m) - Pre_Amplifier Gain (dB)

Site: AC1	Time: 2016/09/07 - 23:01
Limit: FCC_Part15.209_RE(3m)	Engineer: Kevin Ker
Probe: BBHA9120D_1GHz_18GHz	Polarity: Horizontal
EUT: Wi-Fi AP 4x4 OD direct antenna US	Power: AC 120V/60Hz
Test Mode: Transmit at channel 5310MHz by 802.11n-HT40 Ant 2	

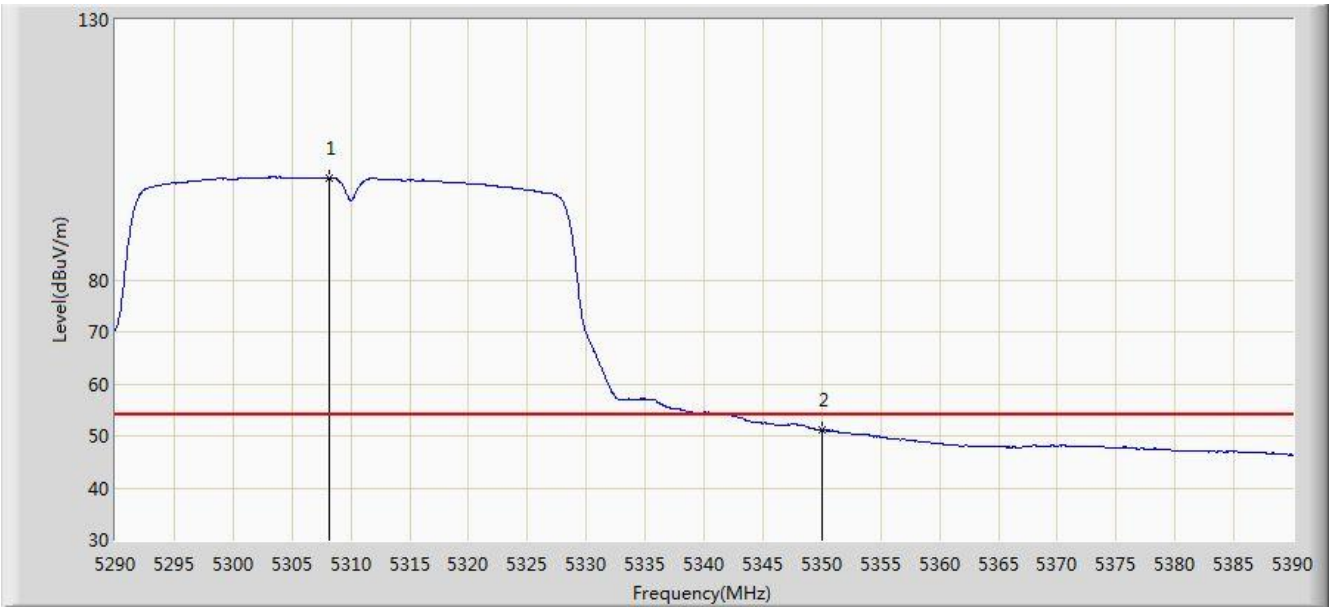

No	Flag	Mark	Frequency (MHz)	Measure Level (dBuV/m)	Reading Level (dBuV)	Margin (dB)	Limit (dBuV/m)	Factor (dB)	Type
1		*	5308.150	99.632	95.805	N/A	N/A	3.826	AV
2			5350.000	51.120	47.215	-2.880	54.000	3.904	AV

Note: Measure Level (dBµV/m) = Reading Level (dBµV) + Factor (dB)

Factor (dB) = Cable Loss (dB) + Antenna Factor (dB/m) - Pre_Amplifier Gain (dB)

Site: AC1	Time: 2016/09/07 - 23:01
Limit: FCC_Part15.209_RE(3m)	Engineer: Kevin Ker
Probe: BBHA9120D_1GHz_18GHz	Polarity: Vertical
EUT: Wi-Fi AP 4x4 OD direct antenna US	Power: AC 120V/60Hz
Test Mode: Transmit at channel 5310MHz by 802.11n-HT40 Ant 2	

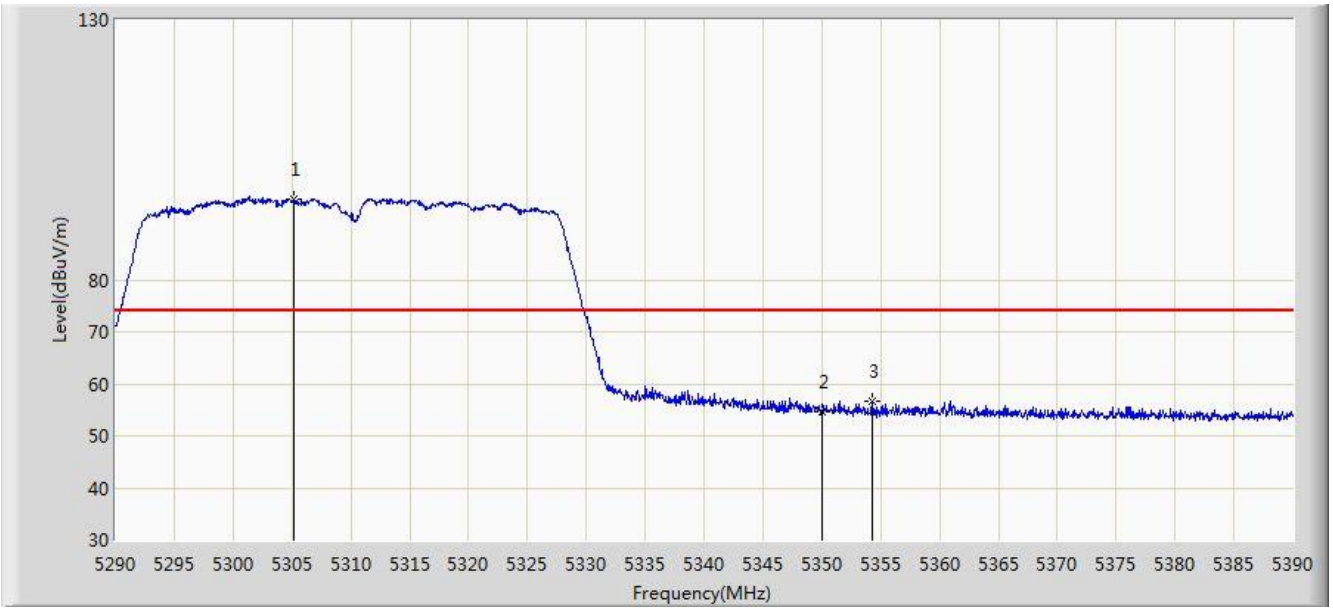

No	Flag	Mark	Frequency (MHz)	Measure Level (dBuV/m)	Reading Level (dBuV)	Margin (dB)	Limit (dBuV/m)	Factor (dB)	Type
1		*	5305.150	95.405	91.584	N/A	N/A	3.821	PK
2			5350.000	54.590	50.685	-19.410	74.000	3.904	PK
3			5354.250	56.789	52.877	-17.211	74.000	3.913	PK

Note: Measure Level (dBµV/m) = Reading Level (dBµV) + Factor (dB)

Factor (dB) = Cable Loss (dB) + Antenna Factor (dB/m) - Pre_Amplifier Gain (dB)

Site: AC1	Time: 2016/09/07 - 23:02
Limit: FCC_Part15.209_RE(3m)	Engineer: Kevin Ker
Probe: BBHA9120D_1GHz_18GHz	Polarity: Vertical
EUT: Wi-Fi AP 4x4 OD direct antenna US	Power: AC 120V/60Hz
Test Mode: Transmit at channel 5310MHz by 802.11n-HT40 Ant 2	

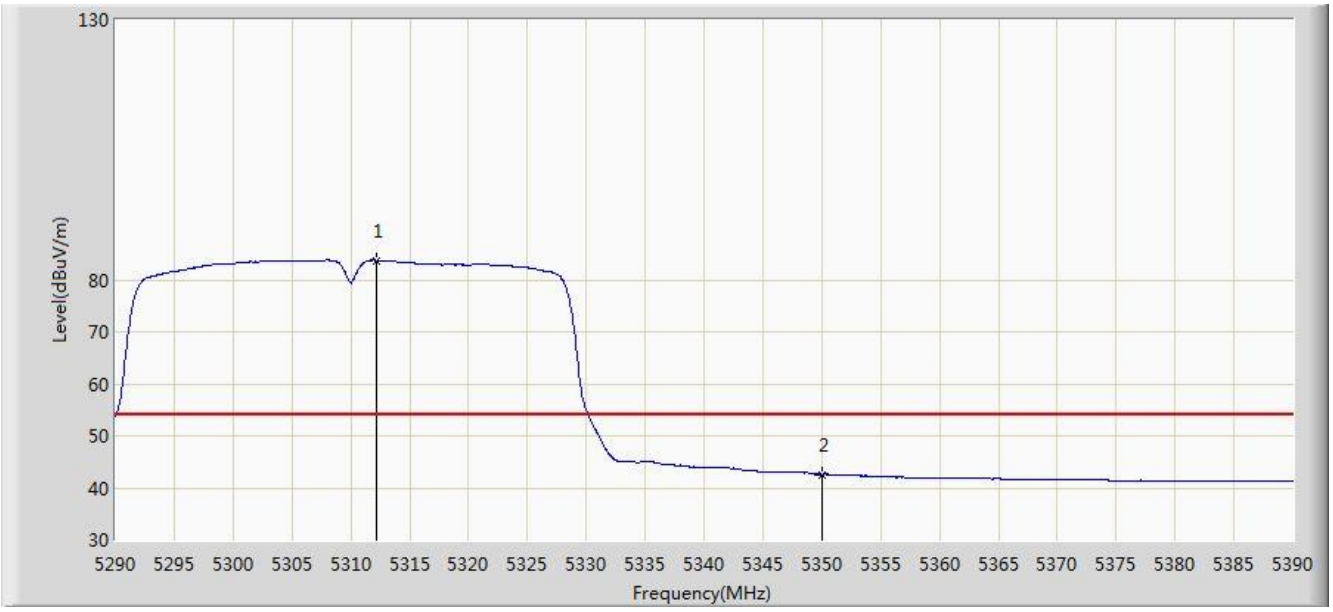

No	Flag	Mark	Frequency (MHz)	Measure Level (dBuV/m)	Reading Level (dBuV)	Margin (dB)	Limit (dBuV/m)	Factor (dB)	Type
1		*	5312.200	83.678	79.844	N/A	N/A	3.834	AV
2			5350.000	42.558	38.653	-11.442	54.000	3.904	AV

Note: Measure Level (dBµV/m) = Reading Level (dBµV) + Factor (dB)

Factor (dB) = Cable Loss (dB) + Antenna Factor (dB/m) - Pre_Amplifier Gain (dB)

Site: AC1	Time: 2016/09/07 - 23:06
Limit: FCC_Part15.209_RE(3m)	Engineer: Kevin Ker
Probe: BBHA9120D_1GHz_18GHz	Polarity: Horizontal
EUT: Wi-Fi AP 4x4 OD direct antenna US	Power: AC 120V/60Hz
Test Mode: Transmit at channel 5510MHz by 802.11n-HT40 Ant 2	

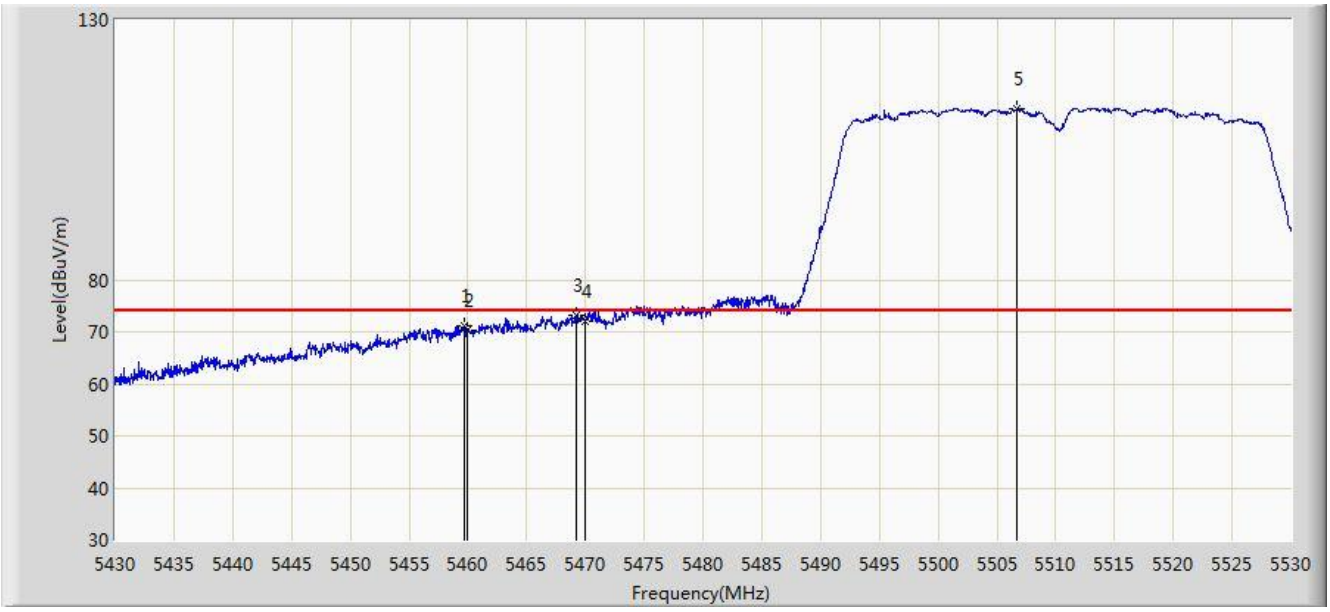

No	Flag	Mark	Frequency (MHz)	Measure Level (dBuV/m)	Reading Level (dBuV)	Margin (dB)	Limit (dBuV/m)	Factor (dB)	Type
1			5459.650	71.106	66.926	-2.894	74.000	4.180	PK
2			5460.000	70.304	66.124	-3.696	74.000	4.180	PK
3			5469.250	73.259	69.058	-0.741	74.000	4.201	PK
4			5470.000	72.008	67.806	-1.992	74.000	4.202	PK
5		*	5506.650	112.828	108.537	N/A	N/A	4.292	PK

Note: Measure Level (dBμV/m) = Reading Level (dBμV) + Factor (dB)

Factor (dB) = Cable Loss (dB) + Antenna Factor (dB/m) - Pre_Amplifier Gain (dB)

Site: AC1	Time: 2016/09/07 - 23:07
Limit: FCC_Part15.209_RE(3m)	Engineer: Kevin Ker
Probe: BBHA9120D_1GHz_18GHz	Polarity: Horizontal
EUT: Wi-Fi AP 4x4 OD direct antenna US	Power:DC 54V
Test Mode: Transmit at channel 5510MHz by 802.11n-HT40 Ant 2	

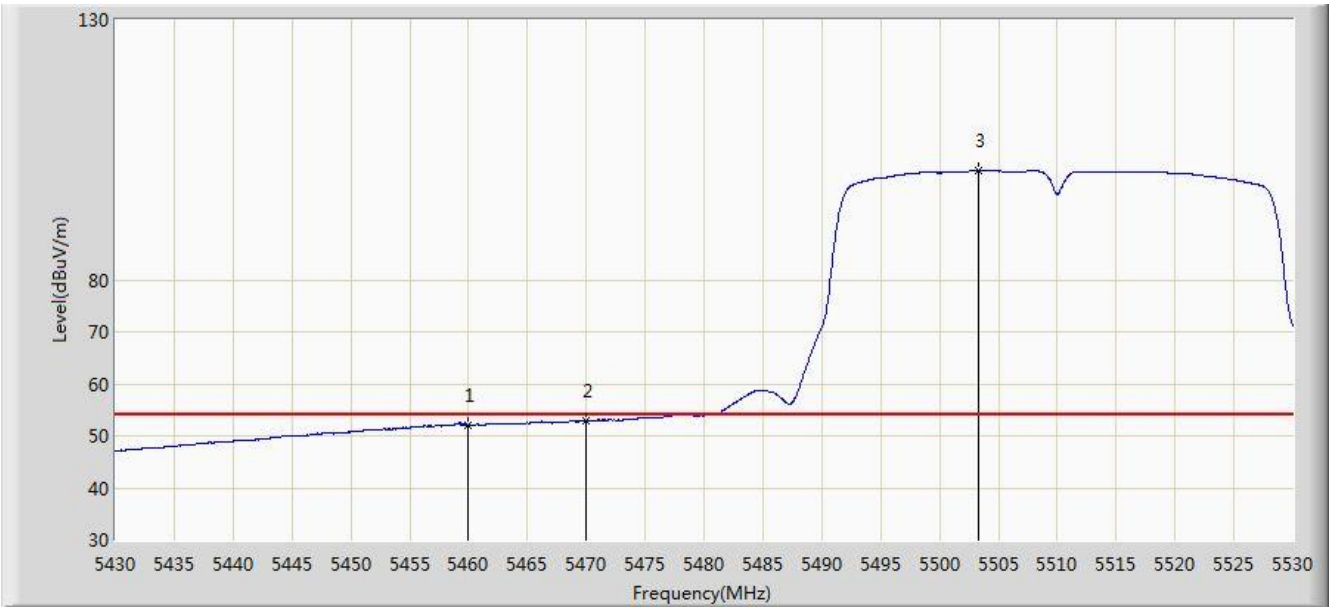

No	Flag	Mark	Frequency (MHz)	Measure Level (dBuV/m)	Reading Level (dBuV)	Margin (dB)	Limit (dBuV/m)	Factor (dB)	Type
1			5460.000	52.095	47.915	-1.905	54.000	4.180	AV
2			5470.000	52.768	48.566	-1.232	54.000	4.202	AV
3		*	5503.350	101.015	96.733	N/A	N/A	4.281	AV

Note: Measure Level (dBµV/m) = Reading Level (dBµV) + Factor (dB)

Factor (dB) = Cable Loss (dB) + Antenna Factor (dB/m) - Pre_Amplifier Gain (dB)

Site: AC1	Time: 2016/09/07 - 23:08
Limit: FCC_Part15.209_RE(3m)	Engineer: Kevin Ker
Probe: BBHA9120D_1GHz_18GHz	Polarity: Vertical
EUT: Wi-Fi AP 4x4 OD direct antenna US	Power: AC 120V/60Hz
Test Mode: Transmit at channel 5510MHz by 802.11n-HT40 Ant 2	

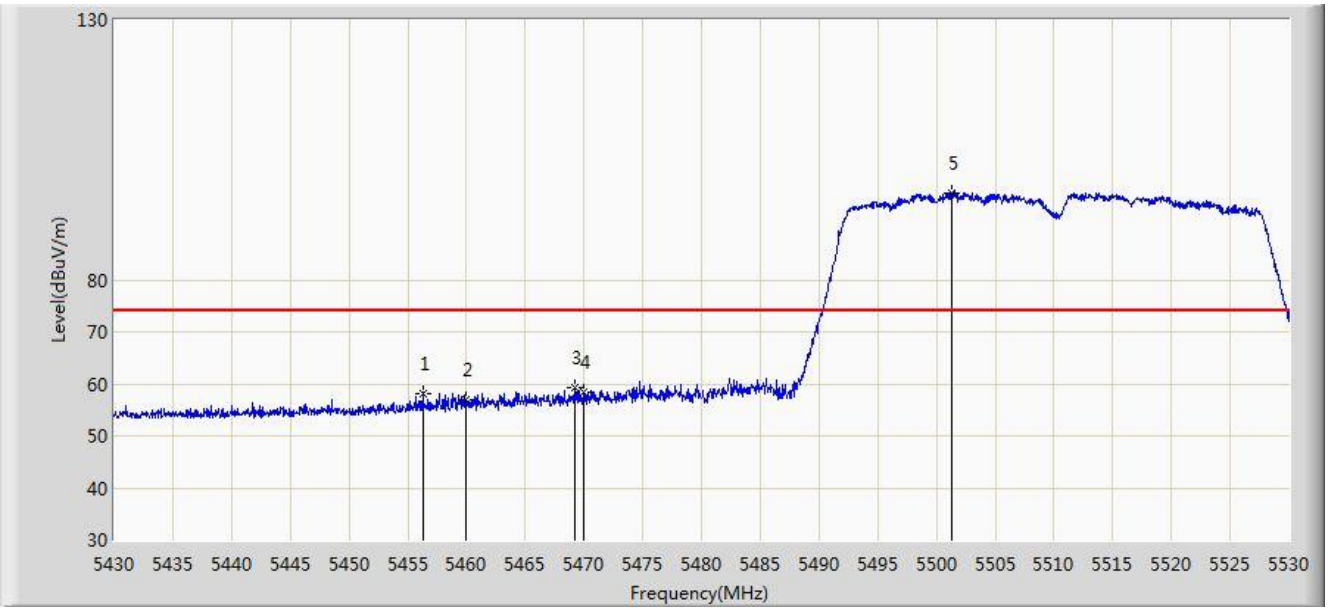

No	Flag	Mark	Frequency (MHz)	Measure Level (dBuV/m)	Reading Level (dBuV)	Margin (dB)	Limit (dBuV/m)	Factor (dB)	Type
1			5456.300	58.253	54.081	-15.747	74.000	4.172	PK
2			5460.000	57.062	52.882	-16.938	74.000	4.180	PK
3			5469.250	59.154	54.953	-14.846	74.000	4.201	PK
4			5470.000	58.343	54.141	-15.657	74.000	4.202	PK
5		*	5501.250	96.656	92.380	N/A	N/A	4.275	PK

Note: Measure Level (dBμV/m) = Reading Level (dBμV) + Factor (dB)

Factor (dB) = Cable Loss (dB) + Antenna Factor (dB/m) - Pre_Amplifier Gain (dB)

Site: AC1	Time: 2016/09/07 - 23:09
Limit: FCC_Part15.209_RE(3m)	Engineer: Kevin Ker
Probe: BBHA9120D_1GHz_18GHz	Polarity: Vertical
EUT: Wi-Fi AP 4x4 OD direct antenna US	Power: AC 120V/60Hz
Test Mode: Transmit at channel 5510MHz by 802.11n-HT40 Ant 2	

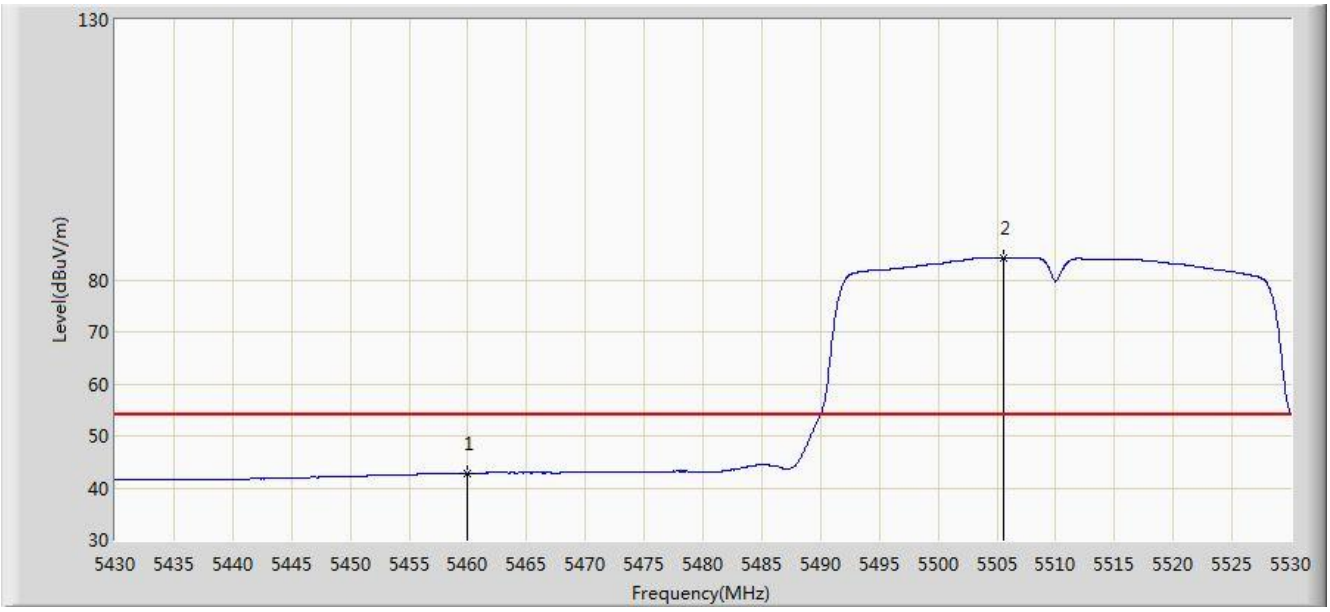

No	Flag	Mark	Frequency (MHz)	Measure Level (dBuV/m)	Reading Level (dBuV)	Margin (dB)	Limit (dBuV/m)	Factor (dB)	Type
1			5460.000	42.874	38.694	-11.126	54.000	4.180	AV
2		*	5505.550	84.226	79.938	N/A	N/A	4.289	AV

Note: Measure Level (dBµV/m) = Reading Level (dBµV) + Factor (dB)

Factor (dB) = Cable Loss (dB) + Antenna Factor (dB/m) - Pre_Amplifier Gain (dB)

Site: AC1	Time: 2016/09/07 - 23:10
Limit: FCC_Part15.209_RE(3m)	Engineer: Kevin Ker
Probe: BBHA9120D_1GHz_18GHz	Polarity: Horizontal
EUT: Wi-Fi AP 4x4 OD direct antenna US	Power: AC 120V/60Hz
Test Mode: Transmit at channel 5670MHz by 802.11n-HT40 Ant 2	

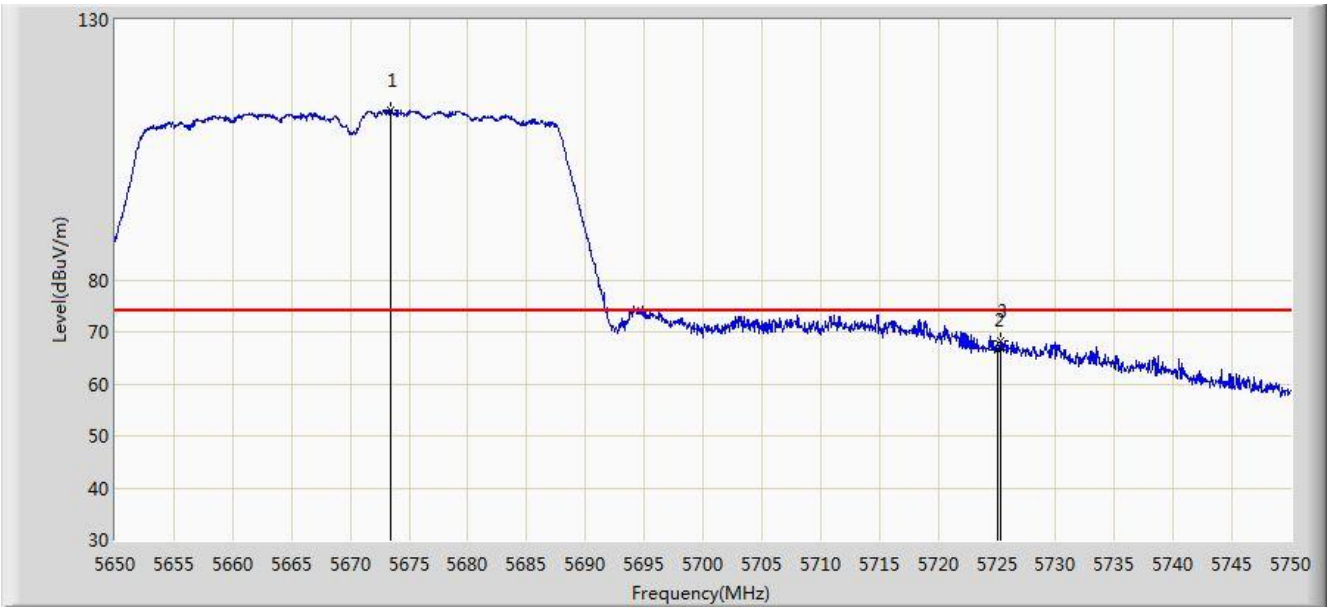

No	Flag	Mark	Frequency (MHz)	Measure Level (dBuV/m)	Reading Level (dBuV)	Margin (dB)	Limit (dBuV/m)	Factor (dB)	Type
1		*	5673.450	112.525	107.764	N/A	N/A	4.762	PK
2			5725.000	66.662	61.633	-7.338	74.000	5.029	PK
3			5725.350	68.226	63.195	-5.774	74.000	5.032	PK

Note: Measure Level (dBµV/m) = Reading Level (dBµV) + Factor (dB)

Factor (dB) = Cable Loss (dB) + Antenna Factor (dB/m) - Pre_Amplifier Gain (dB)

Site: AC1	Time: 2016/09/07 - 23:10
Limit: FCC_Part15.209_RE(3m)	Engineer: Kevin Ker
Probe: BBHA9120D_1GHz_18GHz	Polarity: Horizontal
EUT: Wi-Fi AP 4x4 OD direct antenna US	Power: AC 120V/60Hz
Test Mode: Transmit at channel 5670MHz by 802.11n-HT40 Ant 2	

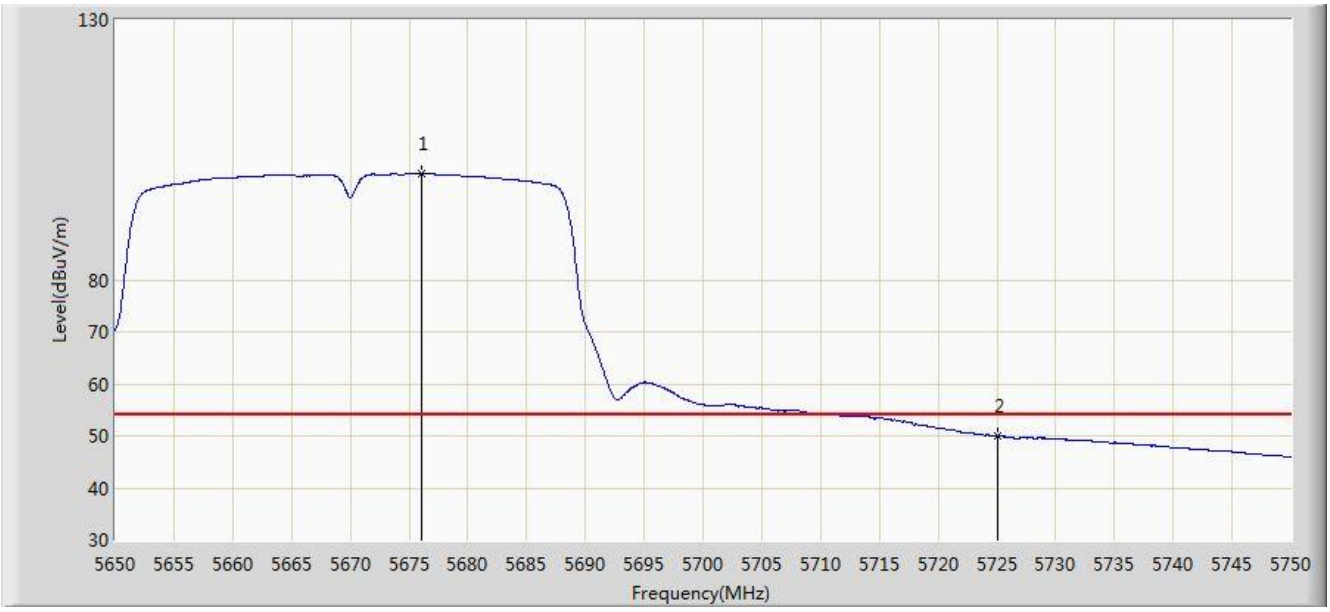

No	Flag	Mark	Frequency (MHz)	Measure Level (dBuV/m)	Reading Level (dBuV)	Margin (dB)	Limit (dBuV/m)	Factor (dB)	Type
1		*	5676.100	100.343	95.571	N/A	N/A	4.772	AV
2			5725.000	49.957	44.928	-4.043	54.000	5.029	AV

Note: Measure Level (dBµV/m) = Reading Level (dBµV) + Factor (dB)

Factor (dB) = Cable Loss (dB) + Antenna Factor (dB/m) - Pre_Amplifier Gain (dB)

Site: AC1	Time: 2016/09/07 - 23:10
Limit: FCC_Part15.209_RE(3m)	Engineer: Kevin Ker
Probe: BBHA9120D_1GHz_18GHz	Polarity: Vertical
EUT: Wi-Fi AP 4x4 OD direct antenna US	Power: AC 120V/60Hz
Test Mode: Transmit at channel 5670MHz by 802.11n-HT40 Ant 2	

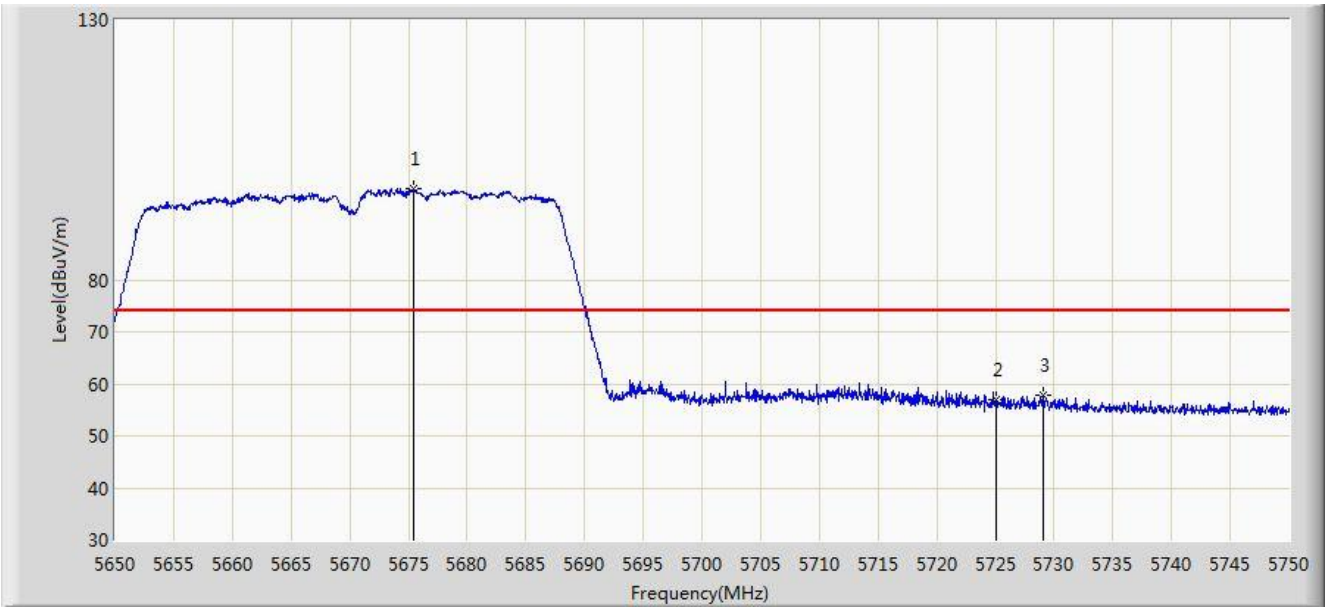

No	Flag	Mark	Frequency (MHz)	Measure Level (dBuV/m)	Reading Level (dBuV)	Margin (dB)	Limit (dBuV/m)	Factor (dB)	Type
1		*	5675.400	97.463	92.694	N/A	N/A	4.769	PK
2			5725.000	56.966	51.937	-17.034	74.000	5.029	PK
3			5729.100	57.707	52.652	-16.293	74.000	5.055	PK

Note: Measure Level (dBµV/m) = Reading Level (dBµV) + Factor (dB)

Factor (dB) = Cable Loss (dB) + Antenna Factor (dB/m) - Pre_Amplifier Gain (dB)

Site: AC1	Time: 2016/09/07 - 23:11
Limit: FCC_Part15.209_RE(3m)	Engineer: Kevin Ker
Probe: BBHA9120D_1GHz_18GHz	Polarity: Vertical
EUT: Wi-Fi AP 4x4 OD direct antenna US	Power: AC 120V/60Hz
Test Mode: Transmit at channel 5670MHz by 802.11n-HT40 Ant 2	

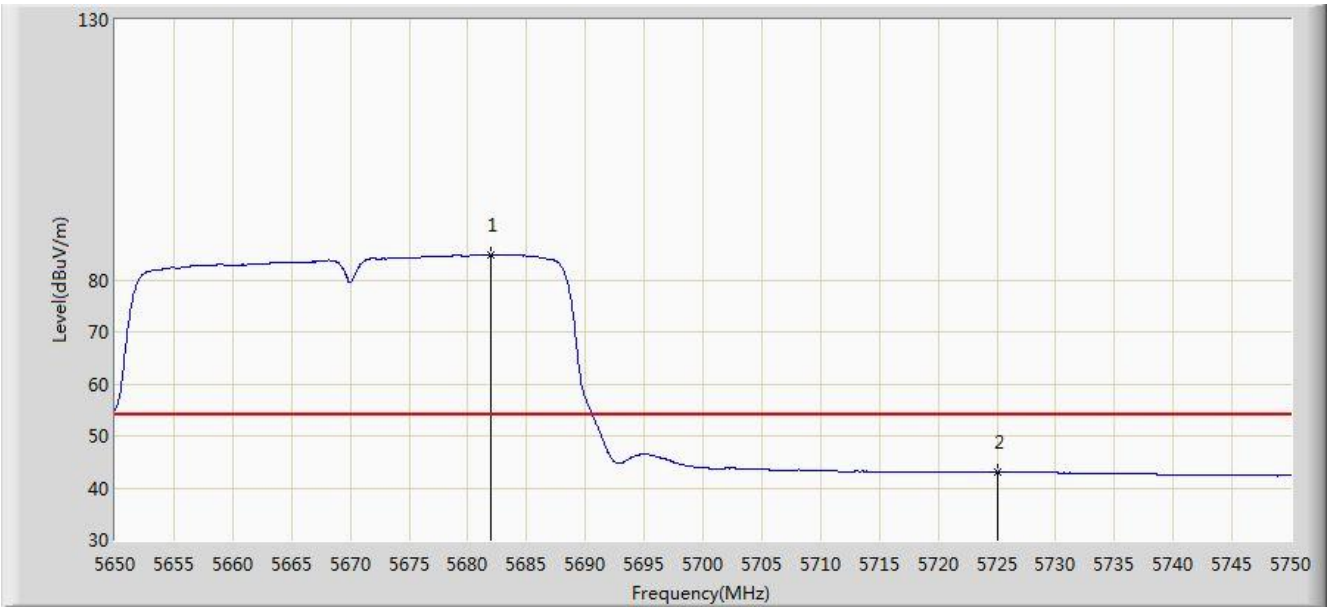

No	Flag	Mark	Frequency (MHz)	Measure Level (dBuV/m)	Reading Level (dBuV)	Margin (dB)	Limit (dBuV/m)	Factor (dB)	Type
1		*	5682.000	84.873	80.078	N/A	N/A	4.795	AV
2			5725.000	42.999	37.970	-11.001	54.000	5.029	AV

Note: Measure Level (dBµV/m) = Reading Level (dBµV) + Factor (dB)

Factor (dB) = Cable Loss (dB) + Antenna Factor (dB/m) - Pre_Amplifier Gain (dB)

Site: AC1	Time: 2016/09/07 - 23:23
Limit: FCC_Part15.209_RE(3m)	Engineer: Kevin Ker
Probe: BBHA9120D_1GHz_18GHz	Polarity: Horizontal
EUT: Wi-Fi AP 4x4 OD direct antenna US	Power: AC 120V/60Hz
Test Mode: Transmit at channel 5320MHz by 802.11ac-VHT20 Ant 2	

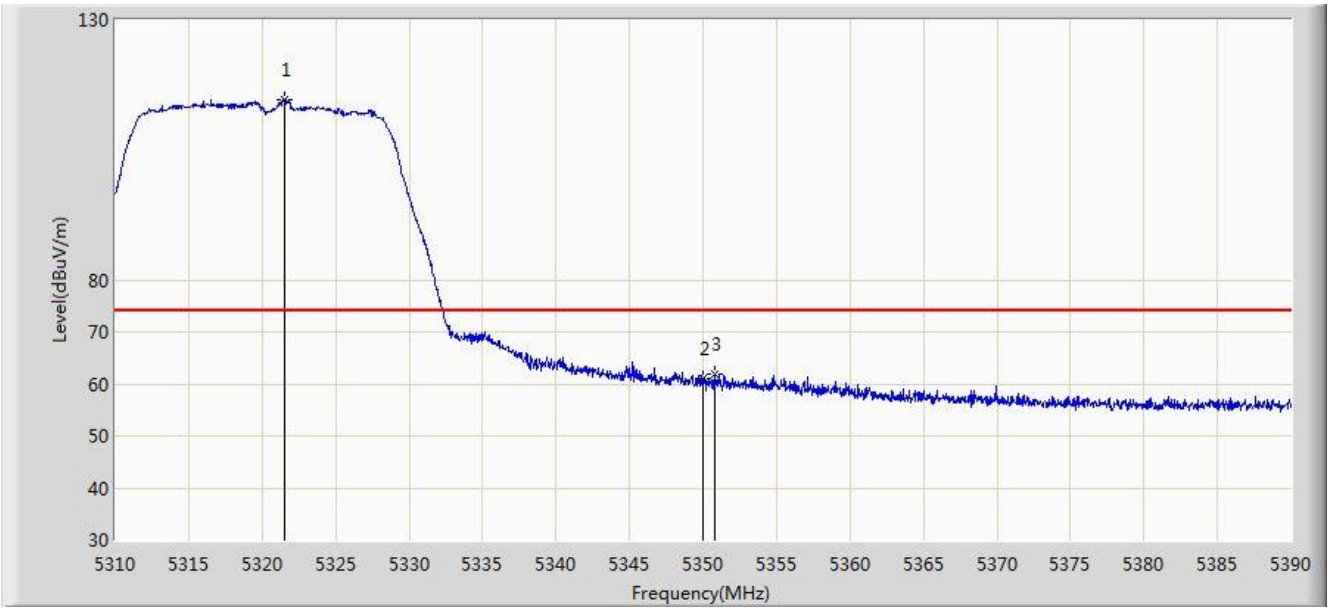

No	Flag	Mark	Frequency (MHz)	Measure Level (dBuV/m)	Reading Level (dBuV)	Margin (dB)	Limit (dBuV/m)	Factor (dB)	Type
1		*	5321.560	114.703	110.851	N/A	N/A	3.851	PK
2			5350.000	60.984	57.079	-13.016	74.000	3.904	PK
3			5350.800	61.744	57.838	-12.256	74.000	3.906	PK

Note: Measure Level (dBμV/m) = Reading Level (dBμV) + Factor (dB)

Factor (dB) = Cable Loss (dB) + Antenna Factor (dB/m) - Pre_Amplifier Gain (dB)

Site: AC1	Time: 2016/09/07 - 23:24
Limit: FCC_Part15.209_RE(3m)	Engineer: Kevin Ker
Probe: BBHA9120D_1GHz_18GHz	Polarity: Horizontal
EUT: Wi-Fi AP 4x4 OD direct antenna US	Power: AC 120V/60Hz
Test Mode: Transmit at channel 5320MHz by 802.11ac-VHT20 Ant 2	

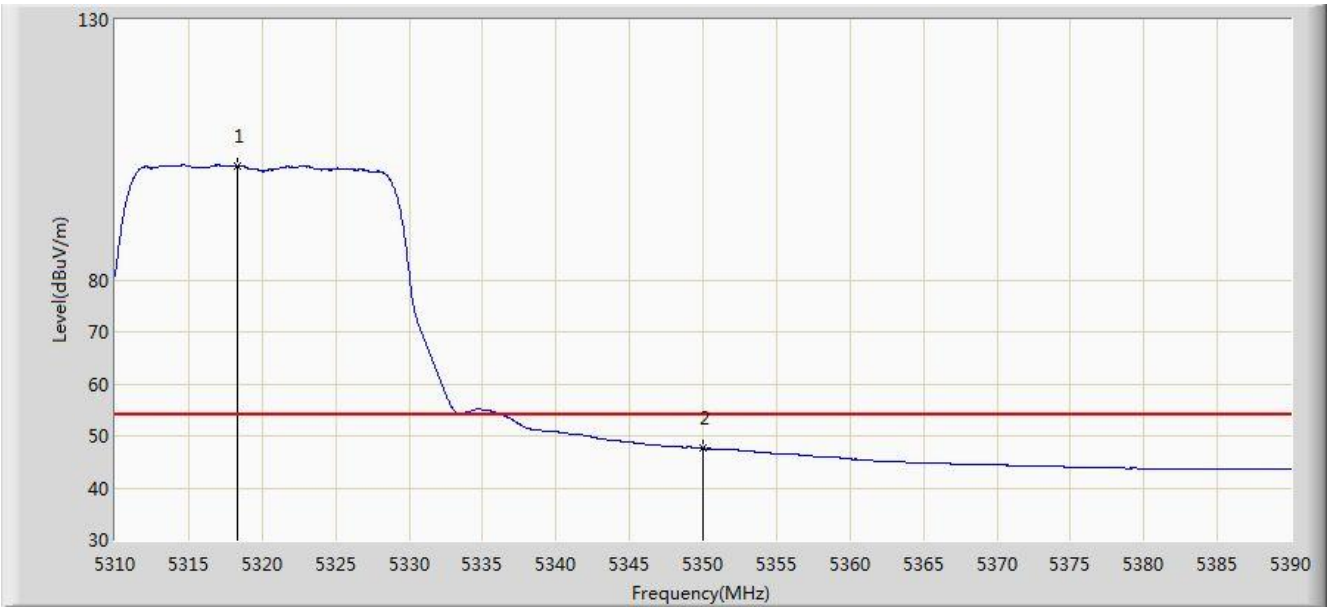

No	Flag	Mark	Frequency (MHz)	Measure Level (dBuV/m)	Reading Level (dBuV)	Margin (dB)	Limit (dBuV/m)	Factor (dB)	Type
1		*	5318.280	101.986	98.141	N/A	N/A	3.845	AV
2			5350.000	47.566	43.661	-6.434	54.000	3.904	AV

Note: Measure Level (dBµV/m) = Reading Level (dBµV) + Factor (dB)

Factor (dB) = Cable Loss (dB) + Antenna Factor (dB/m) - Pre_Amplifier Gain (dB)

Site: AC1	Time: 2016/09/07 - 23:24
Limit: FCC_Part15.209_RE(3m)	Engineer: Kevin Ker
Probe: BBHA9120D_1GHz_18GHz	Polarity: Vertical
EUT: Wi-Fi AP 4x4 OD direct antenna US	Power: AC 120V/60Hz
Test Mode: Transmit at channel 5320MHz by 802.11ac-VHT20 Ant 2	

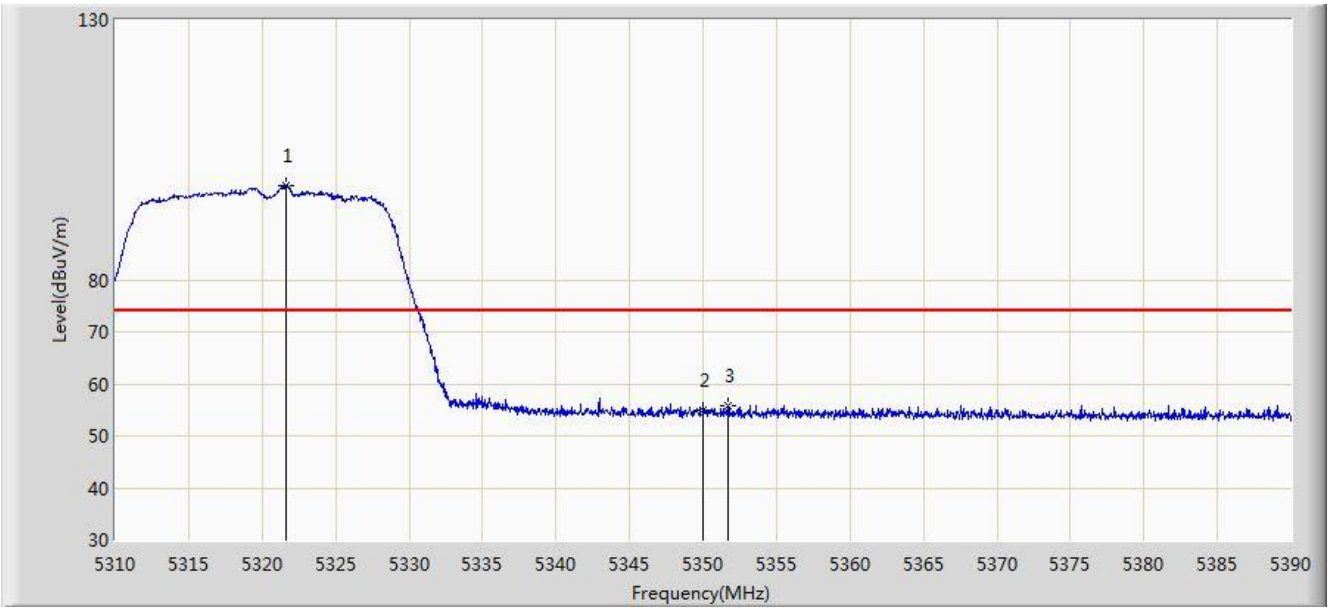

No	Flag	Mark	Frequency (MHz)	Measure Level (dBuV/m)	Reading Level (dBuV)	Margin (dB)	Limit (dBuV/m)	Factor (dB)	Type
1		*	5321.640	98.086	94.234	N/A	N/A	3.852	PK
2			5350.000	54.860	50.955	-19.140	74.000	3.904	PK
3			5351.720	55.799	51.891	-18.201	74.000	3.908	PK

Note: Measure Level (dBμV/m) = Reading Level (dBμV) + Factor (dB)

Factor (dB) = Cable Loss (dB) + Antenna Factor (dB/m) - Pre_Amplifier Gain (dB)

Site: AC1	Time: 2016/09/07 - 23:24
Limit: FCC_Part15.209_RE(3m)	Engineer: Kevin Ker
Probe: BBHA9120D_1GHz_18GHz	Polarity: Vertical
EUT: Wi-Fi AP 4x4 OD direct antenna US	Power: AC 120V/60Hz
Test Mode: Transmit at channel 5320MHz by 802.11ac-VHT20 Ant 2	

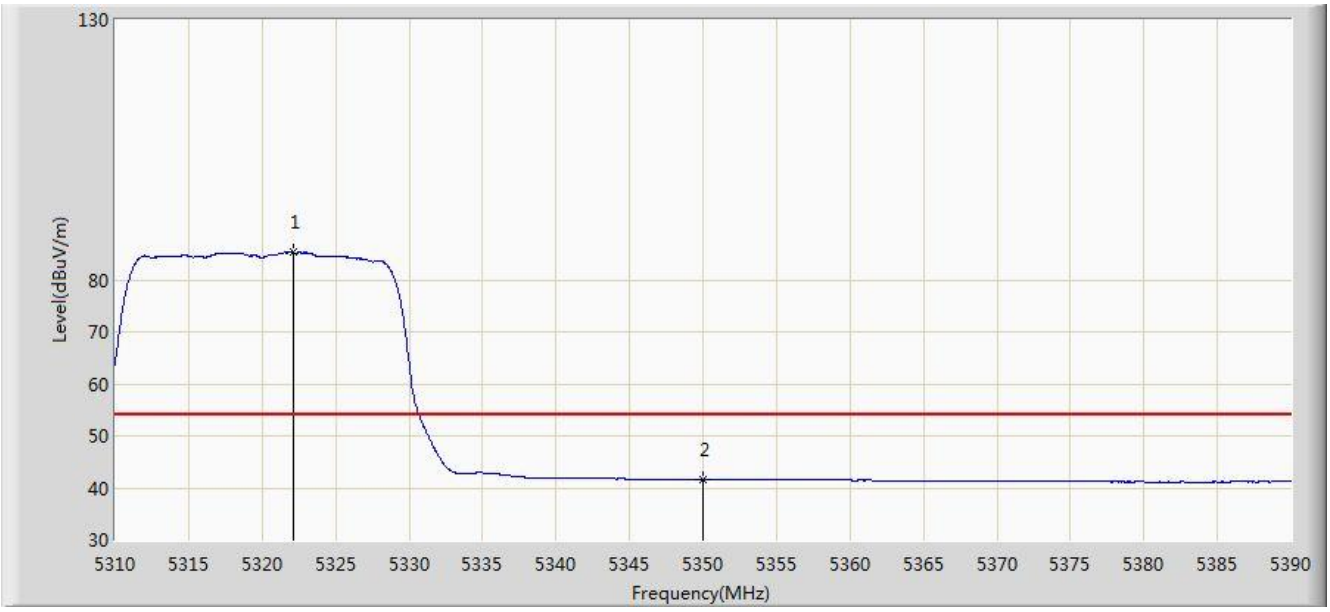

No	Flag	Mark	Frequency (MHz)	Measure Level (dBuV/m)	Reading Level (dBuV)	Margin (dB)	Limit (dBuV/m)	Factor (dB)	Type
1		*	5322.160	85.292	81.439	N/A	N/A	3.853	AV
2			5350.000	41.614	37.709	-12.386	54.000	3.904	AV

Note: Measure Level (dBµV/m) = Reading Level (dBµV) + Factor (dB)

Factor (dB) = Cable Loss (dB) + Antenna Factor (dB/m) - Pre_Amplifier Gain (dB)

Site: AC1	Time: 2016/09/07 - 23:26
Limit: FCC_Part15.209_RE(3m)	Engineer: Kevin Ker
Probe: BBHA9120D_1GHz_18GHz	Polarity: Horizontal
EUT: Wi-Fi AP 4x4 OD direct antenna US	Power: AC 120V/60Hz
Test Mode: Transmit at channel 5500MHz by 802.11ac-VHT20 Ant 2	

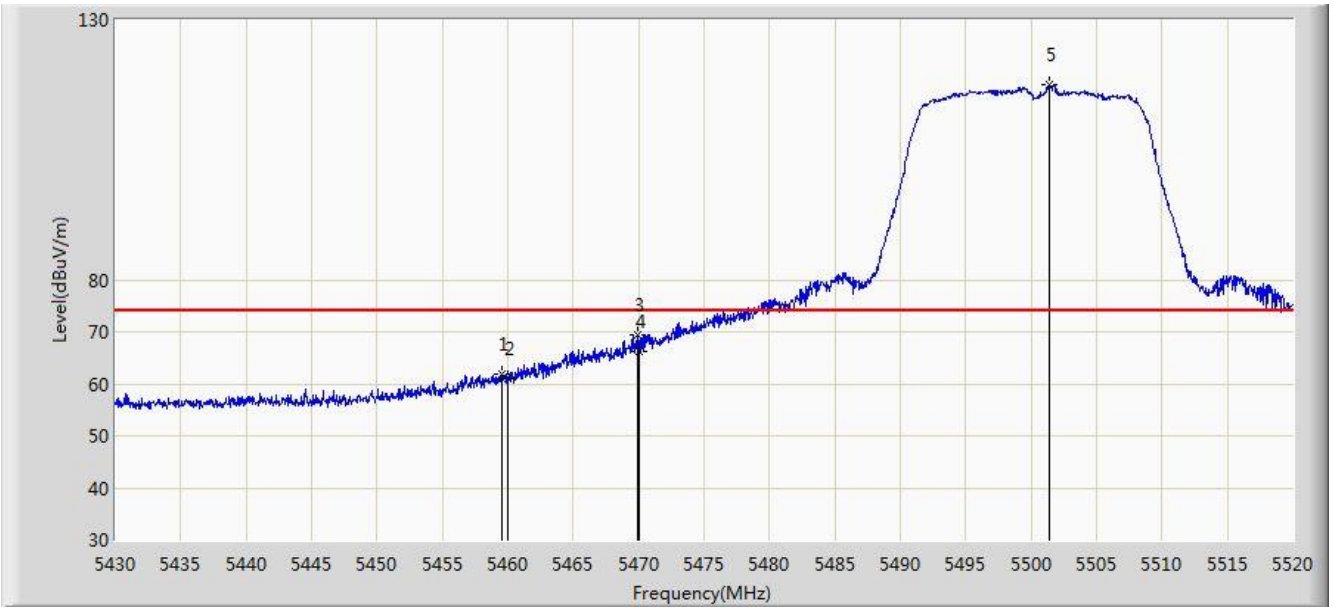

No	Flag	Mark	Frequency (MHz)	Measure Level (dBuV/m)	Reading Level (dBuV)	Margin (dB)	Limit (dBuV/m)	Factor (dB)	Type
1			5459.520	62.016	57.837	-11.984	74.000	4.180	PK
2			5460.000	60.941	56.761	-13.059	74.000	4.180	PK
3			5469.870	69.497	65.295	-4.503	74.000	4.202	PK
4			5470.000	66.343	62.141	-7.657	74.000	4.202	PK
5		*	5501.415	117.449	113.173	N/A	N/A	4.276	PK

Note: Measure Level (dBμV/m) = Reading Level (dBμV) + Factor (dB)

Factor (dB) = Cable Loss (dB) + Antenna Factor (dB/m) - Pre_Amplifier Gain (dB)

Site: AC1	Time: 2016/09/07 - 23:27
Limit: FCC_Part15.209_RE(3m)	Engineer: Kevin Ker
Probe: BBHA9120D_1GHz_18GHz	Polarity: Horizontal
EUT: Wi-Fi AP 4x4 OD direct antenna US	Power: AC 120V/60Hz
Test Mode: Transmit at channel 5500MHz by 802.11ac-VHT20 Ant 2	

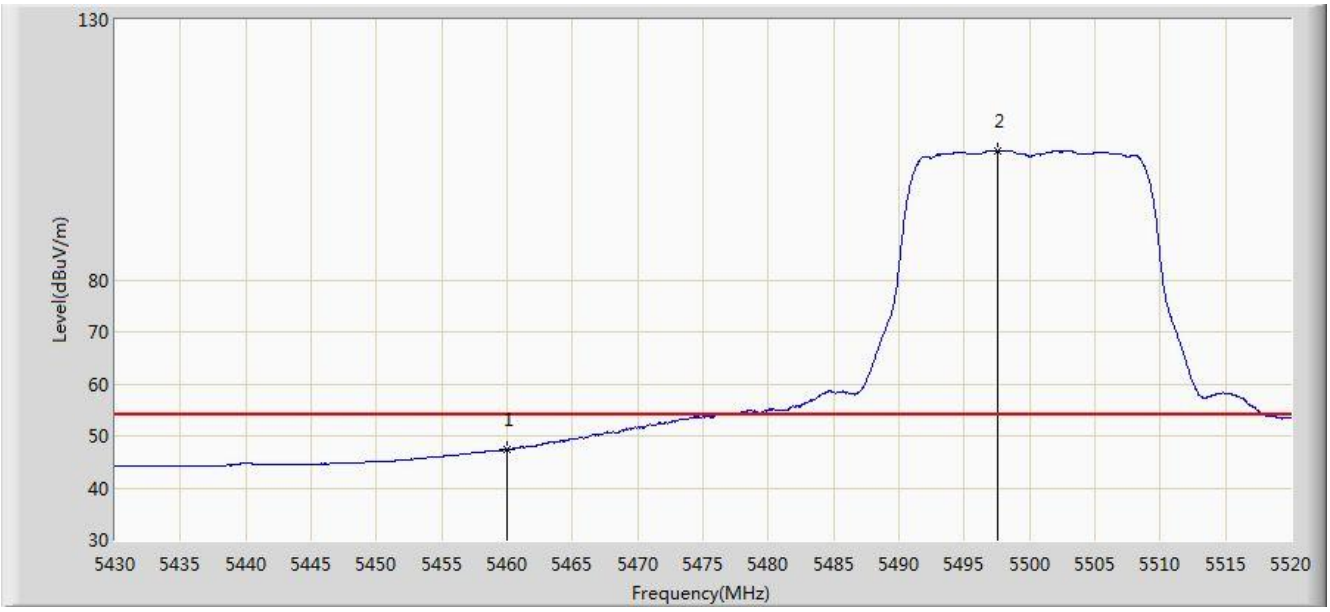

No	Flag	Mark	Frequency (MHz)	Measure Level (dBuV/m)	Reading Level (dBuV)	Margin (dB)	Limit (dBuV/m)	Factor (dB)	Type
1			5460.000	47.468	43.288	-6.532	54.000	4.180	AV
2		*	5497.545	104.874	100.609	N/A	N/A	4.265	AV

Note: Measure Level (dBµV/m) = Reading Level (dBµV) + Factor (dB)

Factor (dB) = Cable Loss (dB) + Antenna Factor (dB/m) - Pre_Amplifier Gain (dB)

Site: AC1	Time: 2016/09/07 - 23:28
Limit: FCC_Part15.209_RE(3m)	Engineer: Kevin Ker
Probe: BBHA9120D_1GHz_18GHz	Polarity: Vertical
EUT: Wi-Fi AP 4x4 OD direct antenna US	Power: AC 120V/60Hz
Test Mode: Transmit at channel 5500MHz by 802.11ac-VHT20 Ant 2	

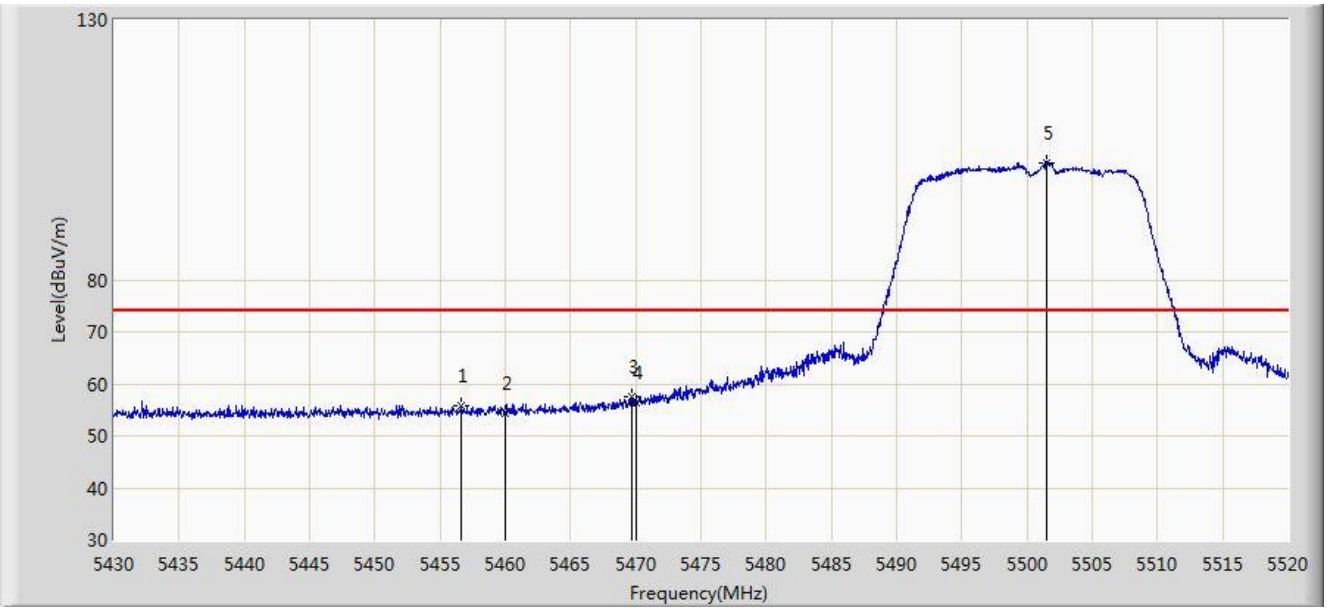

No	Flag	Mark	Frequency (MHz)	Measure Level (dBuV/m)	Reading Level (dBuV)	Margin (dB)	Limit (dBuV/m)	Factor (dB)	Type
1			5456.640	55.911	51.738	-18.089	74.000	4.173	PK
2			5460.000	54.462	50.282	-19.538	74.000	4.180	PK
3			5469.645	57.415	53.213	-16.585	74.000	4.202	PK
4			5470.000	56.460	52.258	-17.540	74.000	4.202	PK
5		*	5501.460	102.596	98.320	N/A	N/A	4.276	PK

Note: Measure Level (dBμV/m) = Reading Level (dBμV) + Factor (dB)

Factor (dB) = Cable Loss (dB) + Antenna Factor (dB/m) - Pre_Amplifier Gain (dB)

Site: AC1	Time: 2016/09/07 - 23:29
Limit: FCC_Part15.209_RE(3m)	Engineer: Kevin Ker
Probe: BBHA9120D_1GHz_18GHz	Polarity: Vertical
EUT: Wi-Fi AP 4x4 OD direct antenna US	Power: AC 120V/60Hz
Test Mode: Transmit at channel 5500MHz by 802.11ac-VHT20 Ant 2	

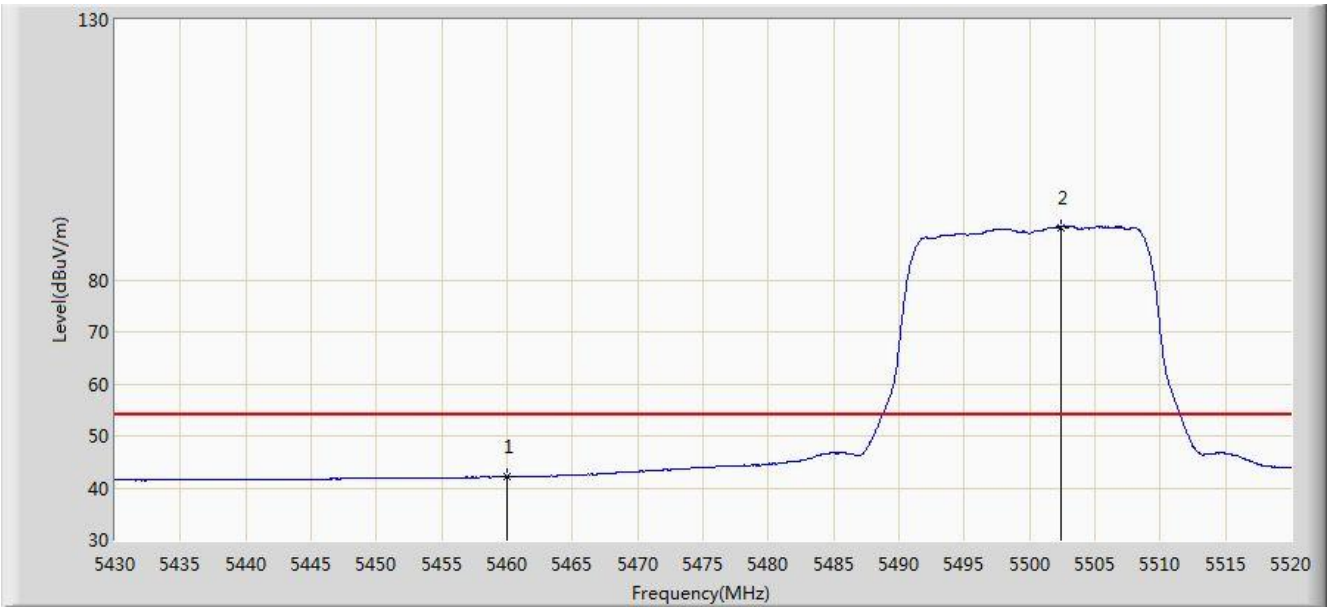

No	Flag	Mark	Frequency (MHz)	Measure Level (dBuV/m)	Reading Level (dBuV)	Margin (dB)	Limit (dBuV/m)	Factor (dB)	Type
1			5460.000	42.107	37.927	-11.893	54.000	4.180	AV
2		*	5502.450	90.131	85.852	N/A	N/A	4.278	AV

Note: Measure Level (dBµV/m) = Reading Level (dBµV) + Factor (dB)

Factor (dB) = Cable Loss (dB) + Antenna Factor (dB/m) - Pre_Amplifier Gain (dB)

Site: AC1	Time: 2016/09/07 - 23:29
Limit: FCC_Part15.209_RE(3m)	Engineer: Kevin Ker
Probe: BBHA9120D_1GHz_18GHz	Polarity: Horizontal
EUT: Wi-Fi AP 4x4 OD direct antenna US	Power: AC 120V/60Hz
Test Mode: Transmit at channel 5700MHz by 802.11ac-VHT20 Ant 2	

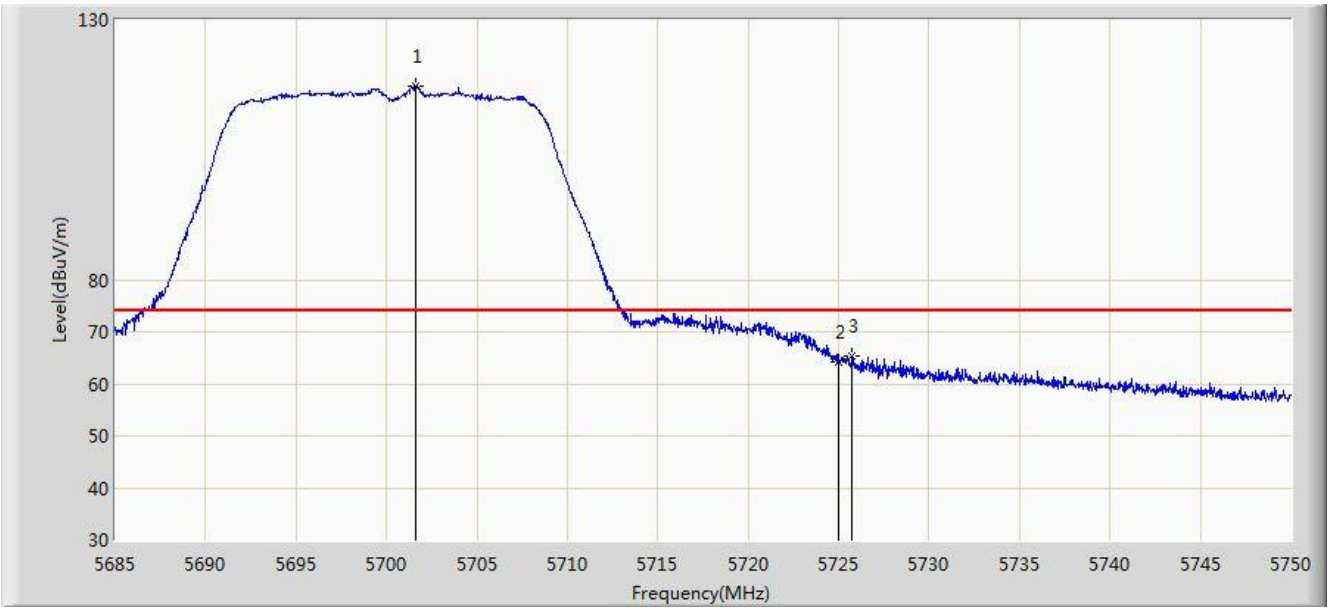

No	Flag	Mark	Frequency (MHz)	Measure Level (dBuV/m)	Reading Level (dBuV)	Margin (dB)	Limit (dBuV/m)	Factor (dB)	Type
1		*	5701.640	117.221	112.334	N/A	N/A	4.887	PK
2			5725.000	64.343	59.314	-9.657	74.000	5.029	PK
3			5725.723	65.332	60.298	-8.668	74.000	5.033	PK

Note: Measure Level (dBµV/m) = Reading Level (dBµV) + Factor (dB)

Factor (dB) = Cable Loss (dB) + Antenna Factor (dB/m) - Pre_Amplifier Gain (dB)

Site: AC1	Time: 2016/09/07 - 23:30
Limit: FCC_Part15.209_RE(3m)	Engineer: Kevin Ker
Probe: BBHA9120D_1GHz_18GHz	Polarity: Horizontal
EUT: Wi-Fi AP 4x4 OD direct antenna US	Power: AC 120V/60Hz
Test Mode: Transmit at channel 5700MHz by 802.11ac-VHT20 Ant 2	

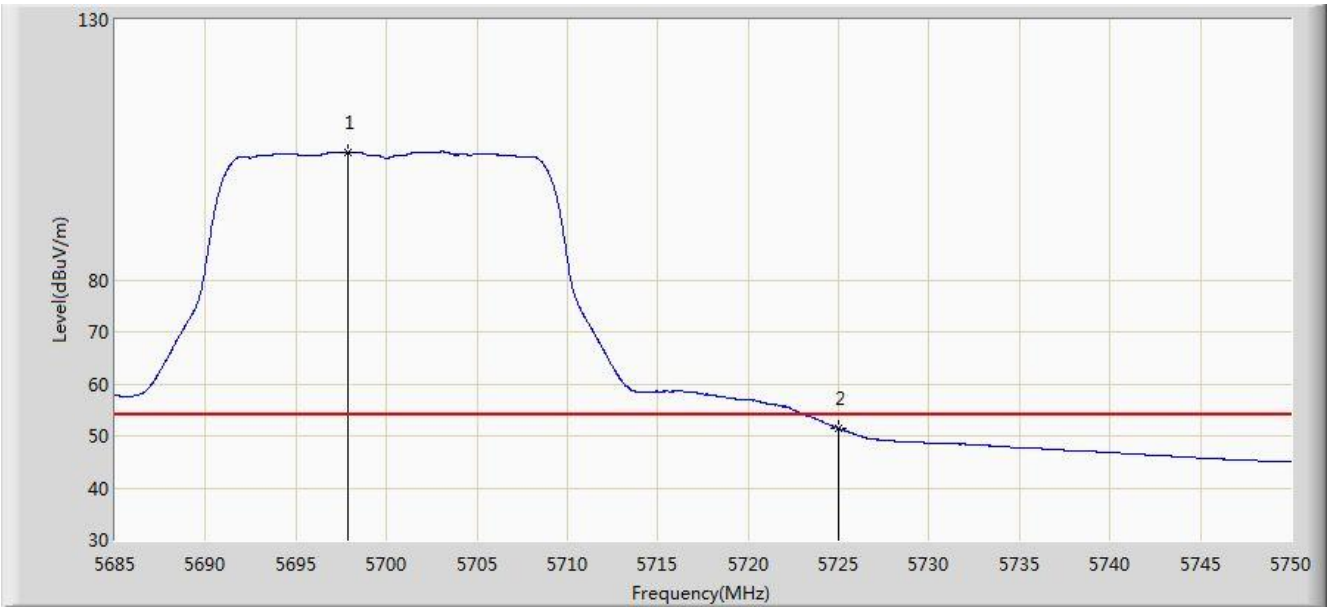

No	Flag	Mark	Frequency (MHz)	Measure Level (dBuV/m)	Reading Level (dBuV)	Margin (dB)	Limit (dBuV/m)	Factor (dB)	Type
1		*	5697.902	104.411	99.544	N/A	N/A	4.867	AV
2			5725.000	51.390	46.361	-2.610	54.000	5.029	AV

Note: Measure Level (dBµV/m) = Reading Level (dBµV) + Factor (dB)

Factor (dB) = Cable Loss (dB) + Antenna Factor (dB/m) - Pre_Amplifier Gain (dB)

Site: AC1	Time: 2016/09/07 - 23:30
Limit: FCC_Part15.209_RE(3m)	Engineer: Kevin Ker
Probe: BBHA9120D_1GHz_18GHz	Polarity: Vertical
EUT: Wi-Fi AP 4x4 OD direct antenna US	Power: AC 120V/60Hz
Test Mode: Transmit at channel 5700MHz by 802.11ac-VHT20 Ant 2	

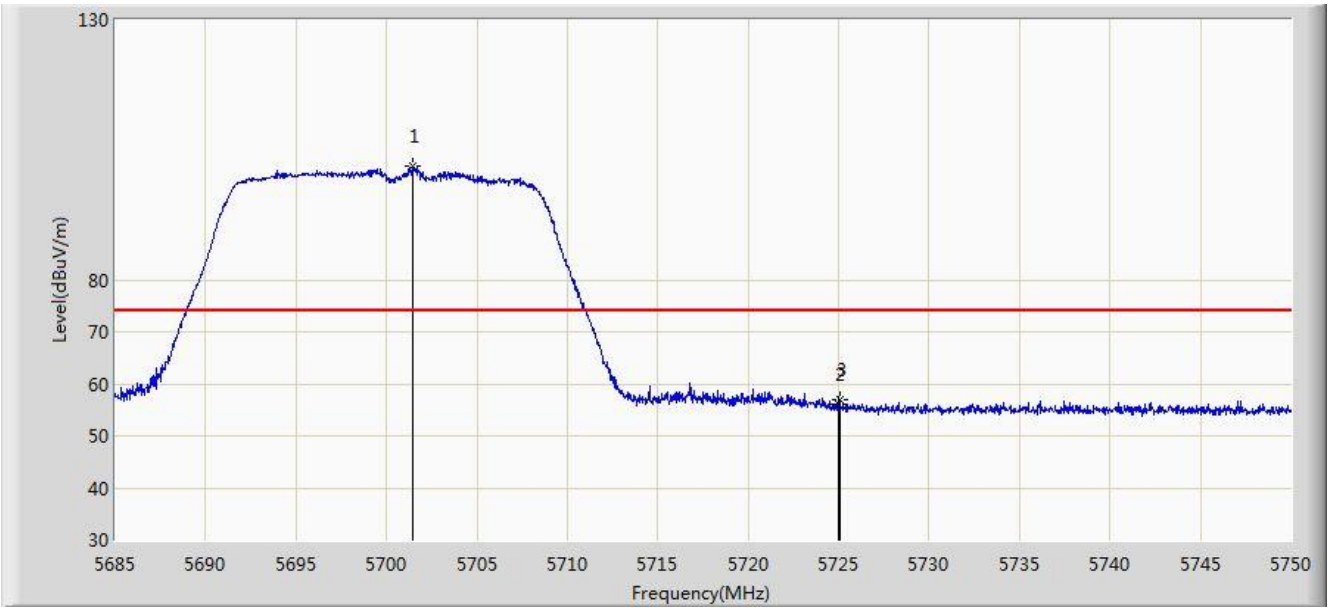

No	Flag	Mark	Frequency (MHz)	Measure Level (dBuV/m)	Reading Level (dBuV)	Margin (dB)	Limit (dBuV/m)	Factor (dB)	Type
1		*	5701.478	101.974	97.088	N/A	N/A	4.886	PK
2			5725.000	56.167	51.138	-17.833	74.000	5.029	PK
3			5725.040	56.855	51.826	-17.145	74.000	5.029	PK

Note: Measure Level (dBμV/m) = Reading Level (dBμV) + Factor (dB)

Factor (dB) = Cable Loss (dB) + Antenna Factor (dB/m) - Pre_Amplifier Gain (dB)

Site: AC1	Time: 2016/09/07 - 23:31
Limit: FCC_Part15.209_RE(3m)	Engineer: Kevin Ker
Probe: BBHA9120D_1GHz_18GHz	Polarity: Vertical
EUT: Wi-Fi AP 4x4 OD direct antenna US	Power: AC 120V/60Hz
Test Mode: Transmit at channel 5700MHz by 802.11ac-VHT20 Ant 2	

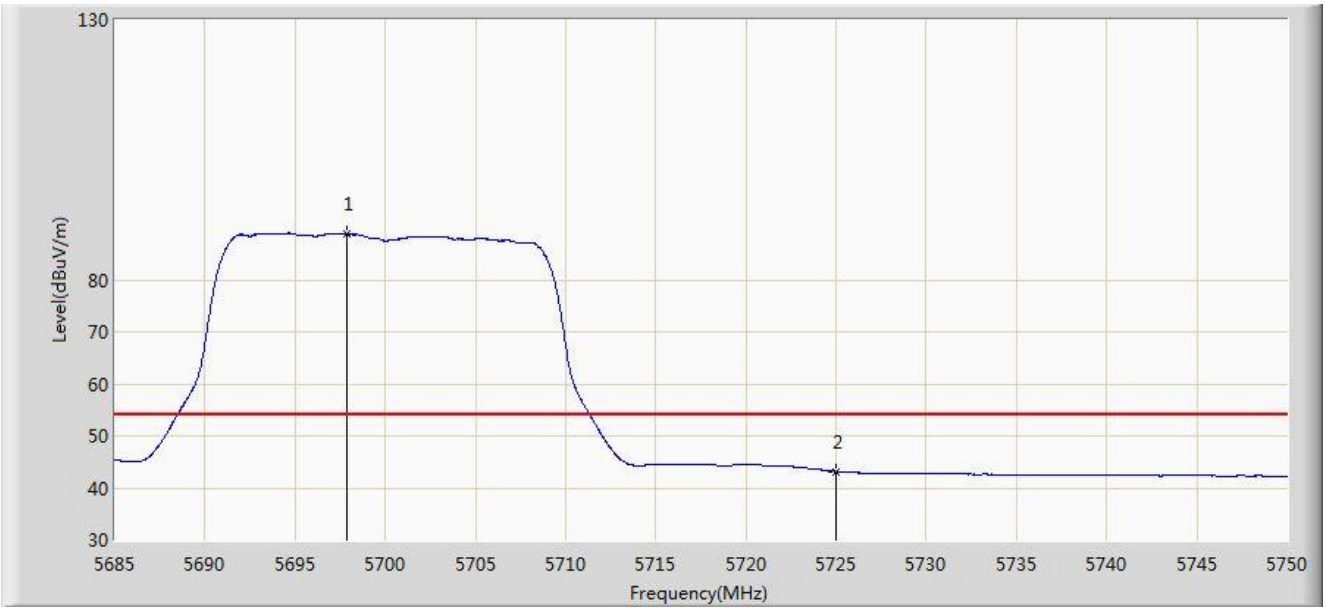

No	Flag	Mark	Frequency (MHz)	Measure Level (dBuV/m)	Reading Level (dBuV)	Margin (dB)	Limit (dBuV/m)	Factor (dB)	Type
1		*	5697.902	88.728	83.861	N/A	N/A	4.867	AV
2			5725.000	43.164	38.135	-10.836	54.000	5.029	AV

Note: Measure Level (dBµV/m) = Reading Level (dBµV) + Factor (dB)

Factor (dB) = Cable Loss (dB) + Antenna Factor (dB/m) - Pre_Amplifier Gain (dB)

Site: AC1	Time: 2016/09/07 - 23:44
Limit: FCC_Part15.209_RE(3m)	Engineer: Kevin Ker
Probe: BBHA9120D_1GHz_18GHz	Polarity: Horizontal
EUT: Wi-Fi AP 4x4 OD direct antenna US	Power: AC 120V/60Hz
Test Mode: Transmit at channel 5310MHz by 802.11ac-VHT40 Ant 2	

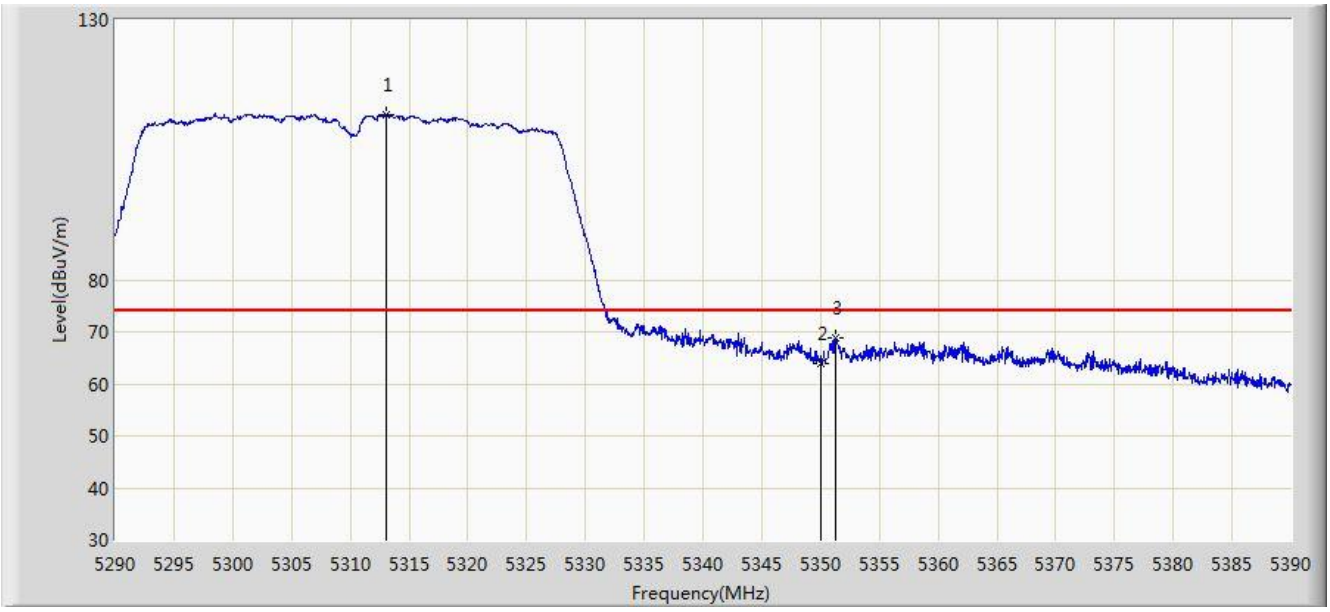

No	Flag	Mark	Frequency (MHz)	Measure Level (dBuV/m)	Reading Level (dBuV)	Margin (dB)	Limit (dBuV/m)	Factor (dB)	Type
1		*	5313.100	111.643	107.807	N/A	N/A	3.836	PK
2			5350.000	63.890	59.985	-10.110	74.000	3.904	PK
3			5351.250	68.748	64.841	-5.252	74.000	3.907	PK

Note: Measure Level (dBµV/m) = Reading Level (dBµV) + Factor (dB)

Factor (dB) = Cable Loss (dB) + Antenna Factor (dB/m) - Pre_Amplifier Gain (dB)

Site: AC1	Time: 2016/09/07 - 23:44
Limit: FCC_Part15.209_RE(3m)	Engineer: Kevin Ker
Probe: BBHA9120D_1GHz_18GHz	Polarity: Horizontal
EUT: Wi-Fi AP 4x4 OD direct antenna US	Power: AC 120V/60Hz
Test Mode: Transmit at channel 5310MHz by 802.11ac-VHT40 Ant 2	

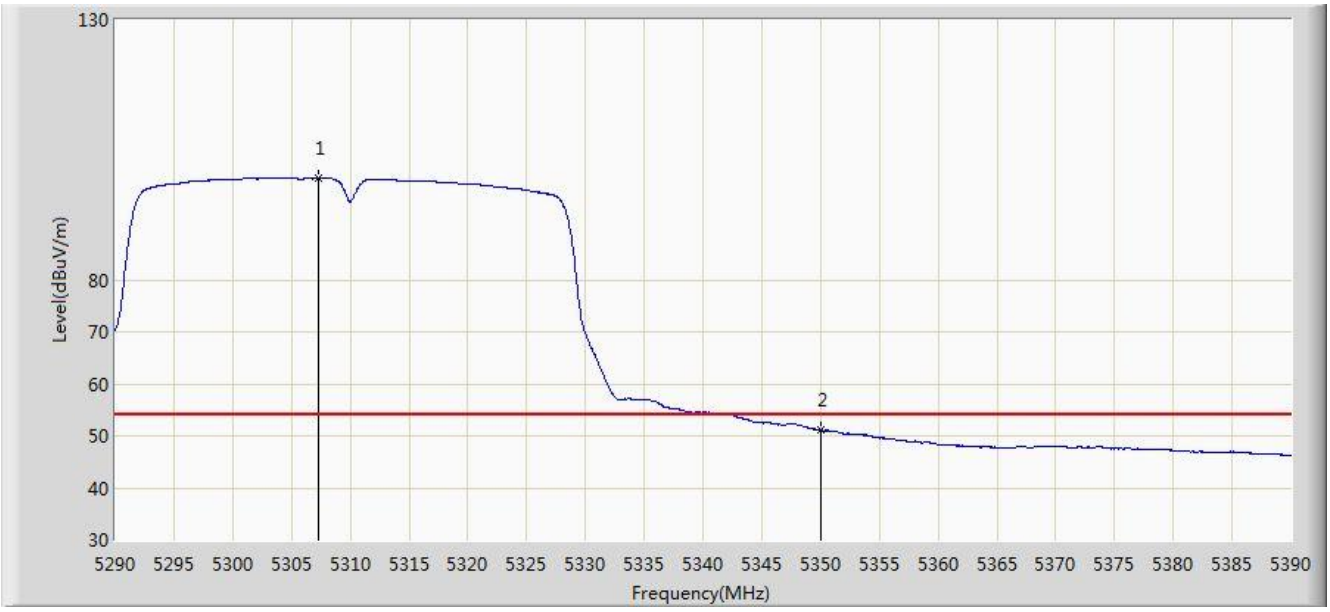

No	Flag	Mark	Frequency (MHz)	Measure Level (dBuV/m)	Reading Level (dBuV)	Margin (dB)	Limit (dBuV/m)	Factor (dB)	Type
1		*	5307.350	99.485	95.660	N/A	N/A	3.825	AV
2			5350.000	51.065	47.160	-2.935	54.000	3.904	AV

Note: Measure Level (dBµV/m) = Reading Level (dBµV) + Factor (dB)

Factor (dB) = Cable Loss (dB) + Antenna Factor (dB/m) - Pre_Amplifier Gain (dB)

Site: AC1	Time: 2016/09/07 - 23:44
Limit: FCC_Part15.209_RE(3m)	Engineer: Kevin Ker
Probe: BBHA9120D_1GHz_18GHz	Polarity: Vertical
EUT: Wi-Fi AP 4x4 OD direct antenna US	Power: AC 120V/60Hz
Test Mode: Transmit at channel 5310MHz by 802.11ac-VHT40 Ant 2	

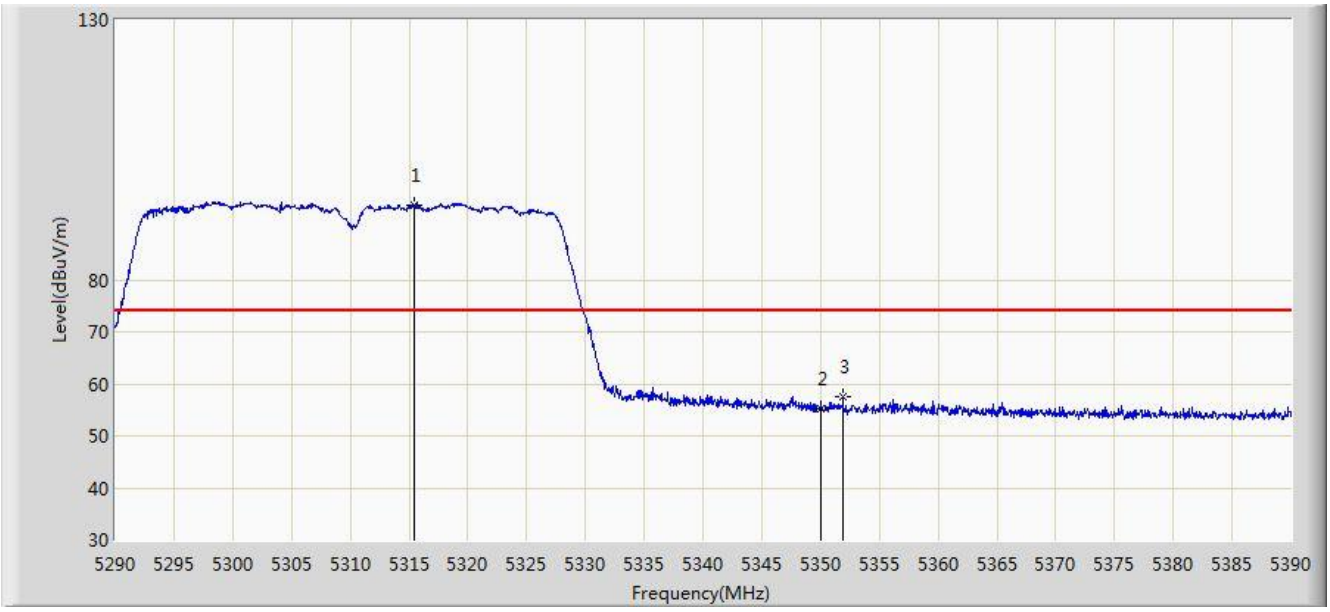

No	Flag	Mark	Frequency (MHz)	Measure Level (dBuV/m)	Reading Level (dBuV)	Margin (dB)	Limit (dBuV/m)	Factor (dB)	Type
1		*	5315.450	94.476	90.636	N/A	N/A	3.841	PK
2			5350.000	55.314	51.409	-18.686	74.000	3.904	PK
3			5351.900	57.571	53.663	-16.429	74.000	3.908	PK

Note: Measure Level (dBµV/m) = Reading Level (dBµV) + Factor (dB)

Factor (dB) = Cable Loss (dB) + Antenna Factor (dB/m) - Pre_Amplifier Gain (dB)

Site: AC1	Time: 2016/09/07 - 23:45
Limit: FCC_Part15.209_RE(3m)	Engineer: Kevin Ker
Probe: BBHA9120D_1GHz_18GHz	Polarity: Vertical
EUT: Wi-Fi AP 4x4 OD direct antenna US	Power: AC 120V/60Hz
Test Mode: Transmit at channel 5310MHz by 802.11ac-VHT40 Ant 2	

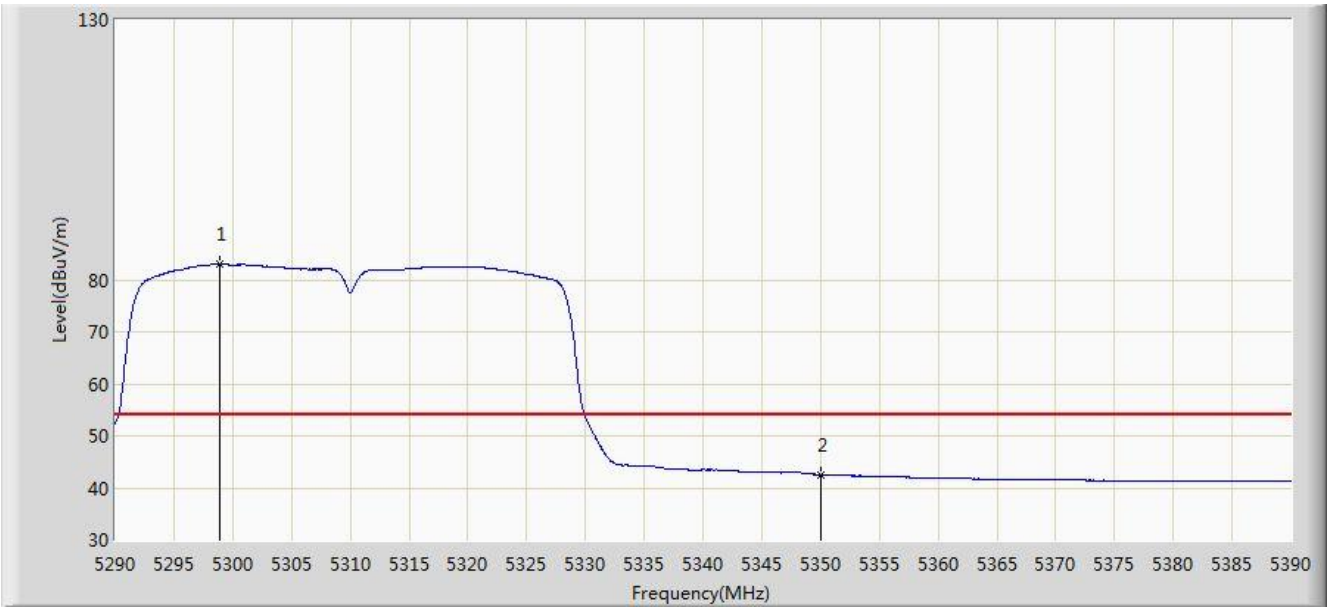

No	Flag	Mark	Frequency (MHz)	Measure Level (dBuV/m)	Reading Level (dBuV)	Margin (dB)	Limit (dBuV/m)	Factor (dB)	Type
1		*	5298.950	83.046	79.232	N/A	N/A	3.814	AV
2			5350.000	42.543	38.638	-11.457	54.000	3.904	AV

Note: Measure Level (dBµV/m) = Reading Level (dBµV) + Factor (dB)

Factor (dB) = Cable Loss (dB) + Antenna Factor (dB/m) - Pre_Amplifier Gain (dB)

Site: AC1	Time: 2016/09/07 - 23:49
Limit: FCC_Part15.209_RE(3m)	Engineer: Kevin Ker
Probe: BBHA9120D_1GHz_18GHz	Polarity: Horizontal
EUT: Wi-Fi AP 4x4 OD direct antenna US	Power: AC 120V/60Hz
Test Mode: Transmit at channel 5510MHz by 802.11ac-VHT40 Ant 2	

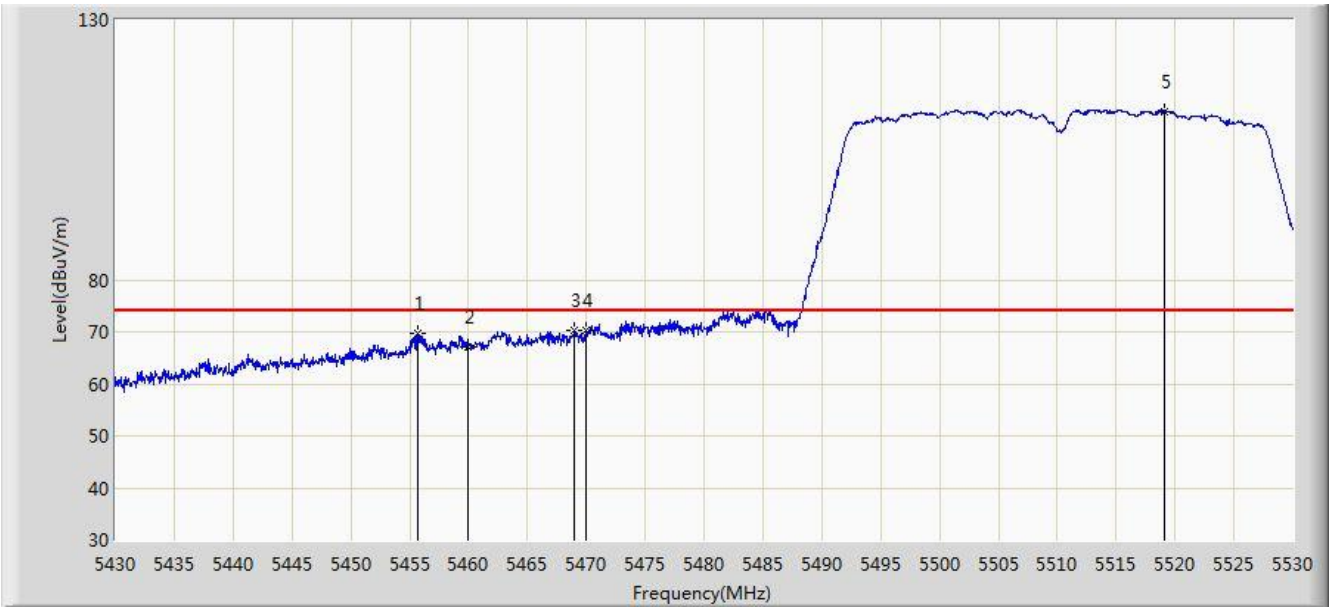

No	Flag	Mark	Frequency (MHz)	Measure Level (dBuV/m)	Reading Level (dBuV)	Margin (dB)	Limit (dBuV/m)	Factor (dB)	Type
1			5455.650	69.739	65.568	-4.261	74.000	4.171	PK
2			5460.000	67.059	62.879	-6.941	74.000	4.180	PK
3			5469.000	70.350	66.150	-3.650	74.000	4.200	PK
4			5470.000	70.285	66.083	-3.715	74.000	4.202	PK
5		*	5519.050	112.460	108.132	N/A	N/A	4.328	PK

Note: Measure Level (dBµV/m) = Reading Level (dBµV) + Factor (dB)

Factor (dB) = Cable Loss (dB) + Antenna Factor (dB/m) - Pre_Amplifier Gain (dB)

Site: AC1	Time: 2016/09/07 - 23:50
Limit: FCC_Part15.209_RE(3m)	Engineer: Kevin Ker
Probe: BBHA9120D_1GHz_18GHz	Polarity: Horizontal
EUT: Wi-Fi AP 4x4 OD direct antenna US	Power: AC 120V/60Hz
Test Mode: Transmit at channel 5510MHz by 802.11ac-VHT40 Ant 2	

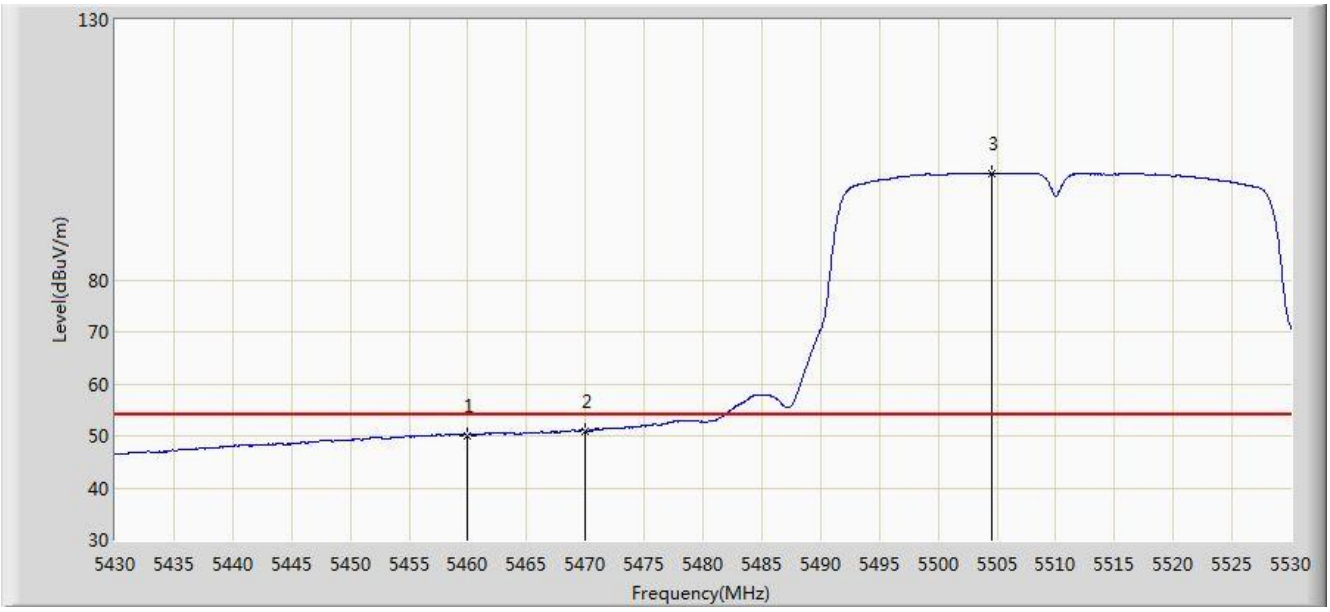

No	Flag	Mark	Frequency (MHz)	Measure Level (dBuV/m)	Reading Level (dBuV)	Margin (dB)	Limit (dBuV/m)	Factor (dB)	Type
1			5460.000	50.089	45.909	-3.911	54.000	4.180	AV
2			5470.000	51.009	46.807	-2.991	54.000	4.202	AV
3		*	5504.600	100.446	96.161	N/A	N/A	4.286	AV

Note: Measure Level (dBµV/m) = Reading Level (dBµV) + Factor (dB)

Factor (dB) = Cable Loss (dB) + Antenna Factor (dB/m) - Pre_Amplifier Gain (dB)

Site: AC1	Time: 2016/09/07 - 23:51
Limit: FCC_Part15.209_RE(3m)	Engineer: Kevin Ker
Probe: BBHA9120D_1GHz_18GHz	Polarity: Vertical
EUT: Wi-Fi AP 4x4 OD direct antenna US	Power: AC 120V/60Hz
Test Mode: Transmit at channel 5510MHz by 802.11ac-VHT40 Ant 2	

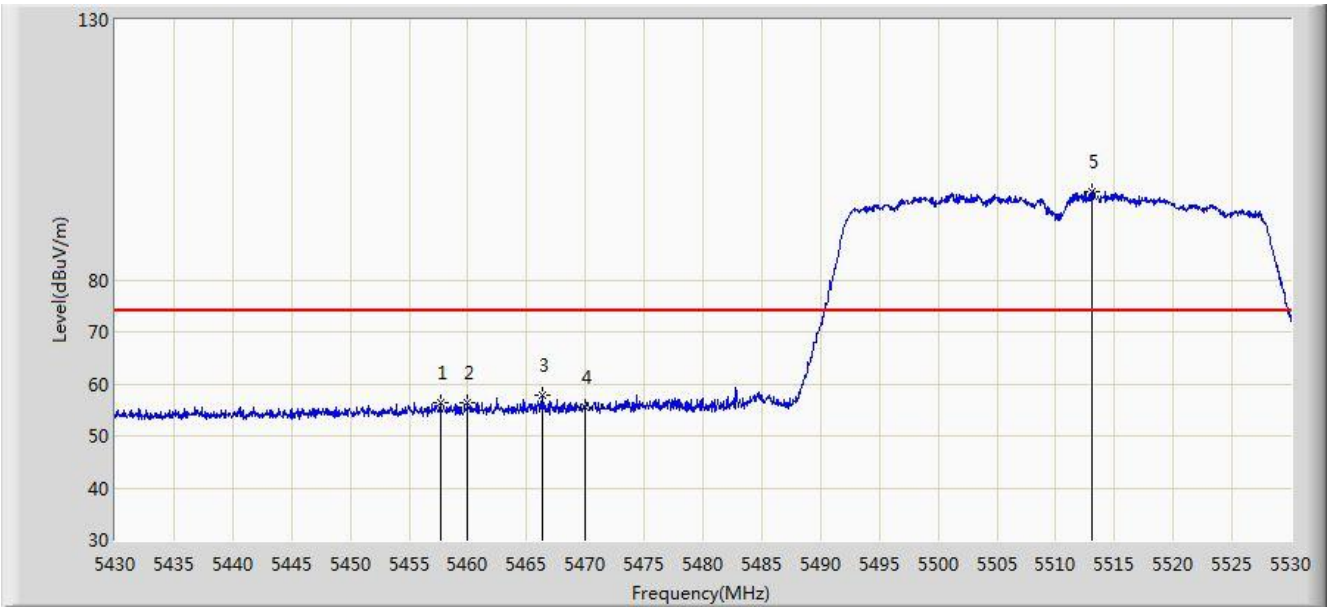

No	Flag	Mark	Frequency (MHz)	Measure Level (dBuV/m)	Reading Level (dBuV)	Margin (dB)	Limit (dBuV/m)	Factor (dB)	Type
1			5457.650	56.462	52.287	-17.538	74.000	4.176	PK
2			5460.000	56.283	52.103	-17.717	74.000	4.180	PK
3			5466.350	57.754	53.560	-16.246	74.000	4.194	PK
4			5470.000	55.445	51.243	-18.555	74.000	4.202	PK
5		*	5513.050	96.988	92.678	N/A	N/A	4.310	PK

Note: Measure Level (dBµV/m) = Reading Level (dBµV) + Factor (dB)

Factor (dB) = Cable Loss (dB) + Antenna Factor (dB/m) - Pre_Amplifier Gain (dB)

Site: AC1	Time: 2016/09/07 - 23:52
Limit: FCC_Part15.209_RE(3m)	Engineer: Kevin Ker
Probe: BBHA9120D_1GHz_18GHz	Polarity: Vertical
EUT: Wi-Fi AP 4x4 OD direct antenna US	Power: AC 120V/60Hz
Test Mode: Transmit at channel 5510MHz by 802.11ac-VHT40 Ant 2	

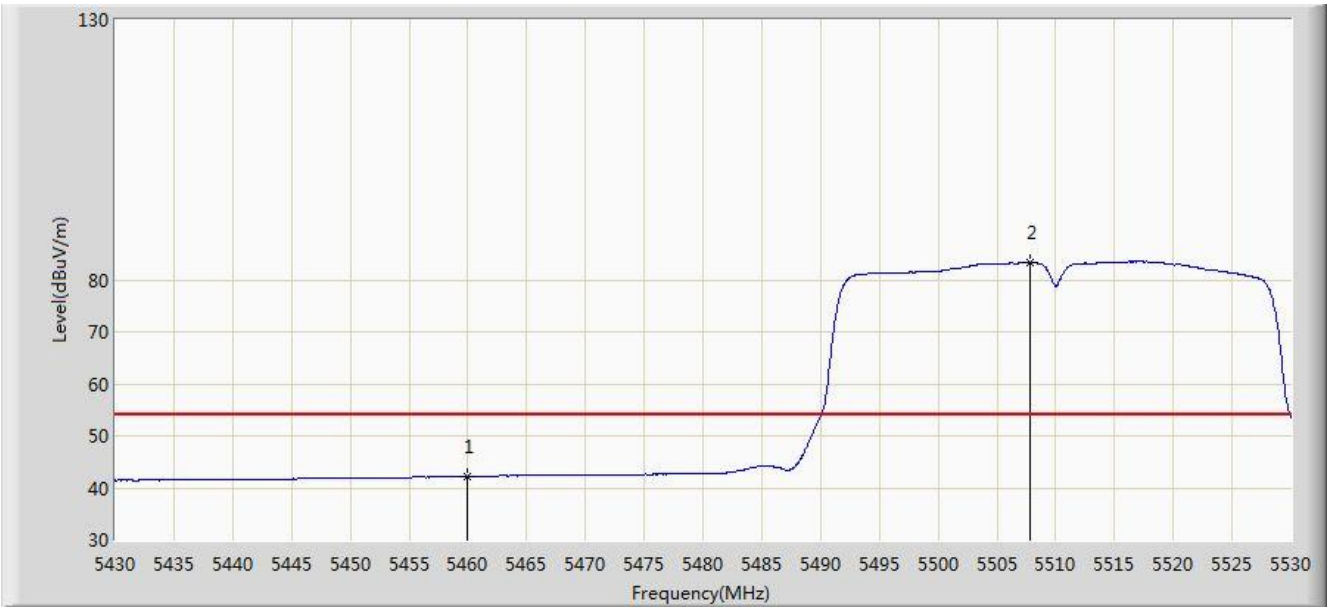

ao	Flag	Mark	Frequency (MHz)	Measure Level (dBuV/m)	Reading Level (dBuV)	Margin (dB)	Limit (dBuV/m)	Factor (dB)	Type
1			5460.000	42.216	38.036	-11.784	54.000	4.180	AV
2		*	5507.850	83.271	78.976	N/A	N/A	4.295	AV

Note: Measure Level (dBµV/m) = Reading Level (dBµV) + Factor (dB)

Factor (dB) = Cable Loss (dB) + Antenna Factor (dB/m) - Pre_Amplifier Gain (dB)

Site: AC1	Time: 2016/09/07 - 23:53
Limit: FCC_Part15.209_RE(3m)	Engineer: Kevin Ker
Probe: BBHA9120D_1GHz_18GHz	Polarity: Horizontal
EUT: Wi-Fi AP 4x4 OD direct antenna US	Power: AC 120V/60Hz
Test Mode: Transmit at channel 5670MHz by 802.11ac-VHT40 Ant 2	

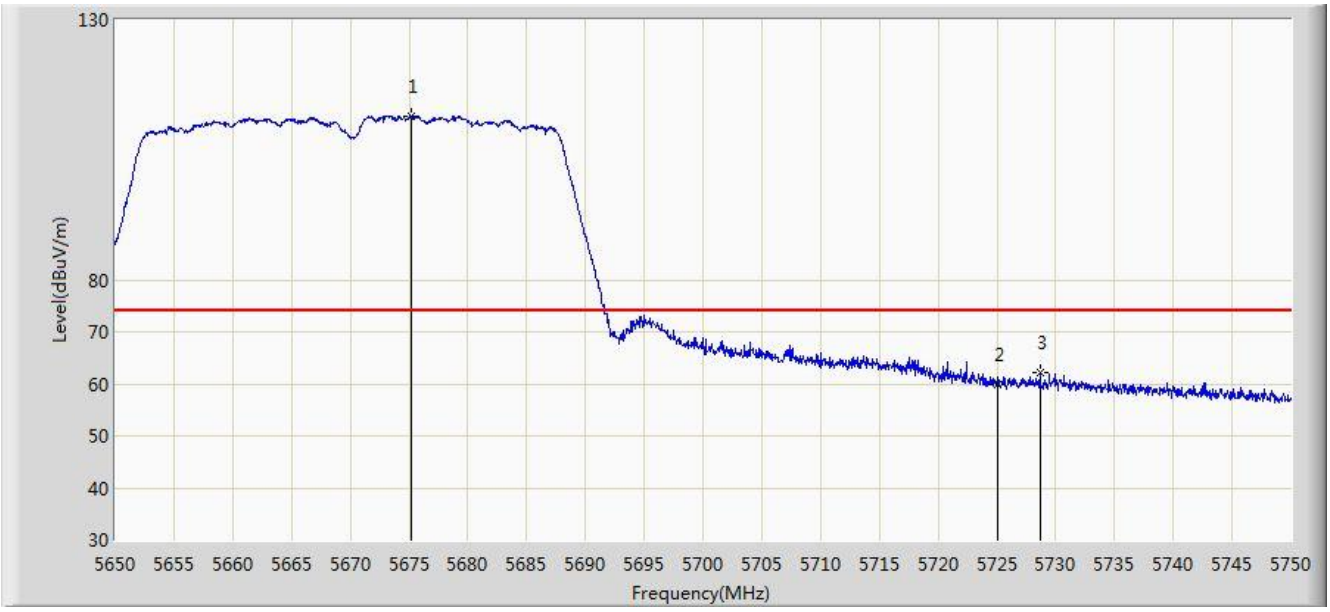

ao	Flag	Mark	Frequency (MHz)	Measure Level (dBuV/m)	Reading Level (dBuV)	Margin (dB)	Limit (dBuV/m)	Factor (dB)	Type
1		*	5675.200	111.531	106.763	N/A	N/A	4.767	PK
2			5725.000	59.726	54.697	-14.274	74.000	5.029	PK
3			5728.650	62.258	57.206	-11.742	74.000	5.052	PK

Note: Measure Level (dBµV/m) = Reading Level (dBµV) + Factor (dB)

Factor (dB) = Cable Loss (dB) + Antenna Factor (dB/m) - Pre_Amplifier Gain (dB)

Site: AC1	Time: 2016/09/07 - 23:53
Limit: FCC_Part15.209_RE(3m)	Engineer: Kevin Ker
Probe: BBHA9120D_1GHz_18GHz	Polarity: Horizontal
EUT: Wi-Fi AP 4x4 OD direct antenna US	Power: AC 120V/60Hz
Test Mode: Transmit at channel 5670MHz by 802.11ac-VHT40 Ant 2	

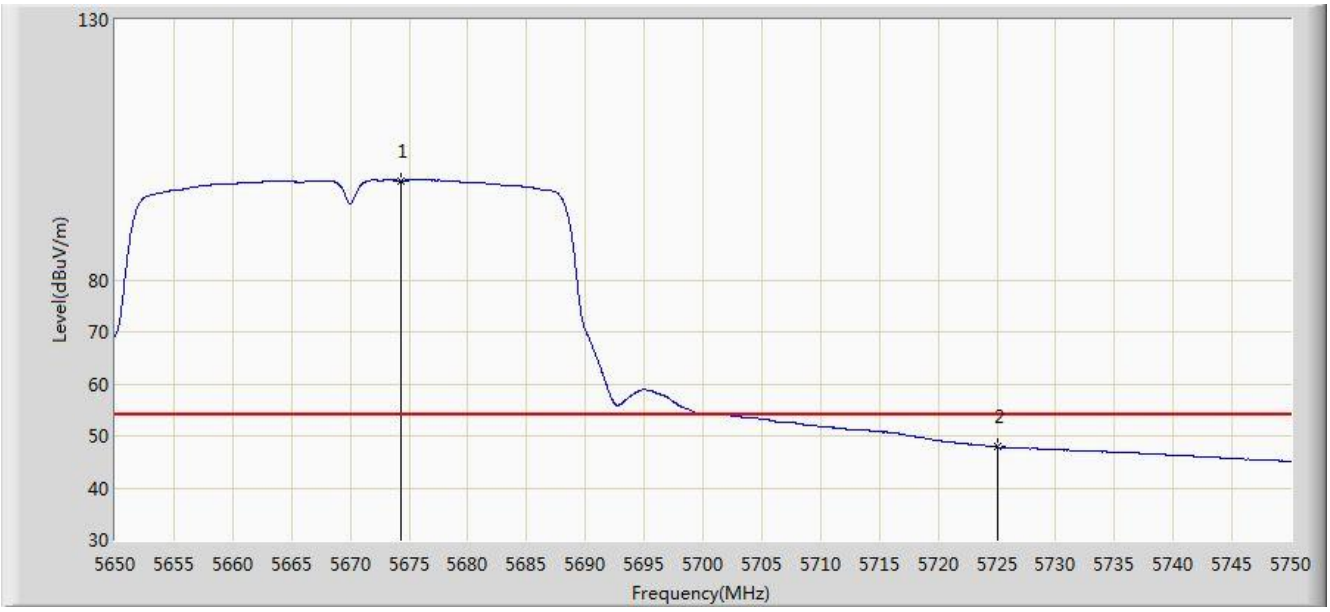

No	Flag	Mark	Frequency (MHz)	Measure Level (dBuV/m)	Reading Level (dBuV)	Margin (dB)	Limit (dBuV/m)	Factor (dB)	Type
1		*	5674.350	99.124	94.359	N/A	N/A	4.765	AV
2			5725.000	47.852	42.823	-6.148	54.000	5.029	AV

Note: Measure Level (dBµV/m) = Reading Level (dBµV) + Factor (dB)

Factor (dB) = Cable Loss (dB) + Antenna Factor (dB/m) - Pre_Amplifier Gain (dB)

Site: AC1	Time: 2016/09/07 - 23:53
Limit: FCC_Part15.209_RE(3m)	Engineer: Kevin Ker
Probe: BBHA9120D_1GHz_18GHz	Polarity: Vertical
EUT: Wi-Fi AP 4x4 OD direct antenna US	Power: AC 120V/60Hz
Test Mode: Transmit at channel 5670MHz by 802.11ac-VHT40 Ant 2	

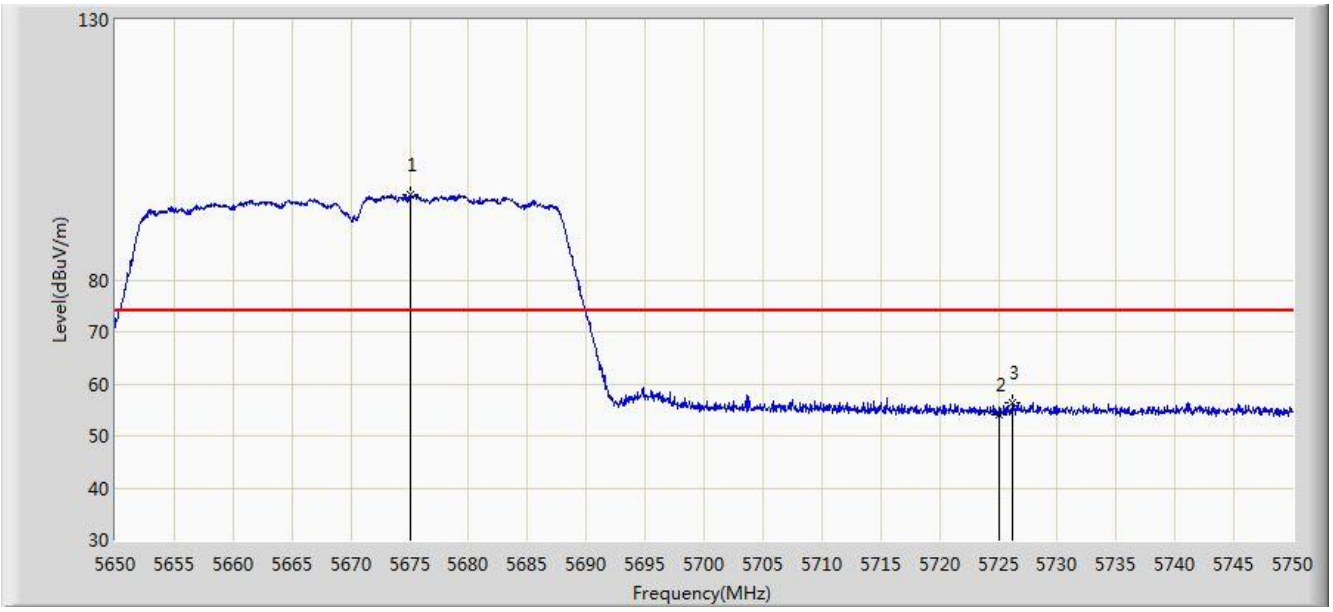

No	Flag	Mark	Frequency (MHz)	Measure Level (dBuV/m)	Reading Level (dBuV)	Margin (dB)	Limit (dBuV/m)	Factor (dB)	Type
1		*	5675.000	96.344	91.577	N/A	N/A	4.767	PK
2			5725.000	54.158	49.129	-19.842	74.000	5.029	PK
3			5726.200	56.297	51.260	-17.703	74.000	5.037	PK

Note: Measure Level (dBµV/m) = Reading Level (dBµV) + Factor (dB)

Factor (dB) = Cable Loss (dB) + Antenna Factor (dB/m) - Pre_Amplifier Gain (dB)

Site: AC1	Time: 2016/09/07 - 23:54
Limit: FCC_Part15.209_RE(3m)	Engineer: Kevin Ker
Probe: BBHA9120D_1GHz_18GHz	Polarity: Vertical
EUT: Wi-Fi AP 4x4 OD direct antenna US	Power: AC 120V/60Hz
Test Mode: Transmit at channel 5670MHz by 802.11ac-VHT40 Ant 2	

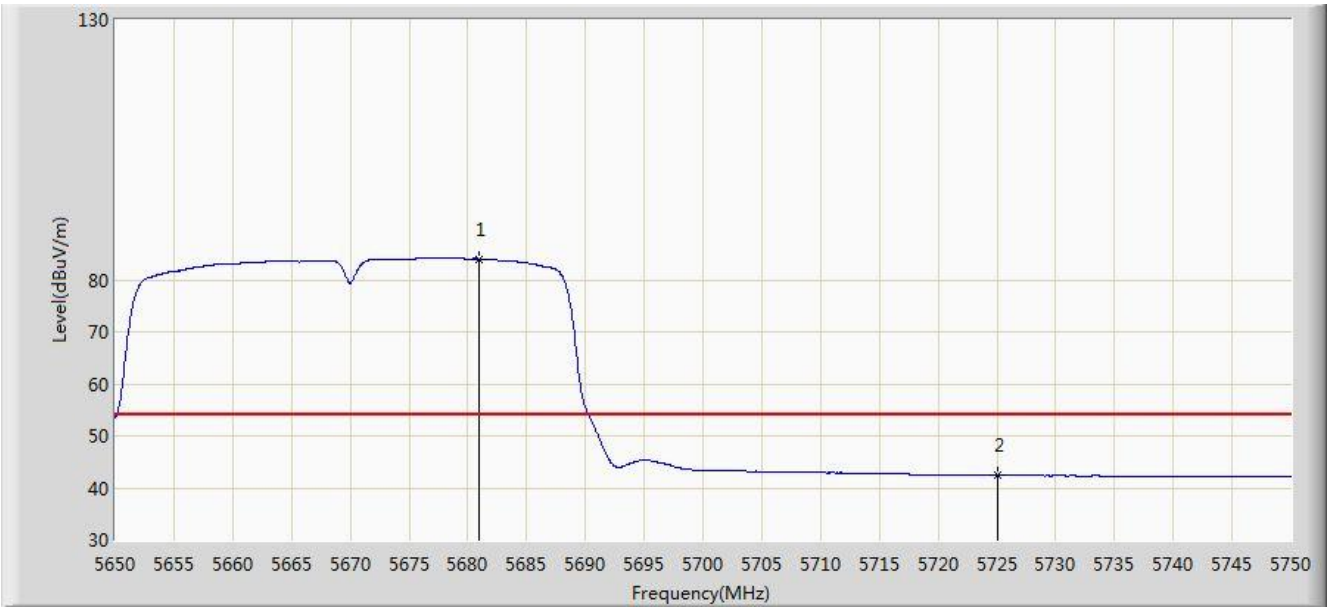

No	Flag	Mark	Frequency (MHz)	Measure Level (dBuV/m)	Reading Level (dBuV)	Margin (dB)	Limit (dBuV/m)	Factor (dB)	Type
1		*	5680.900	84.042	79.251	N/A	N/A	4.790	AV
2			5725.000	42.412	37.383	-11.588	54.000	5.029	AV

Note: Measure Level (dBµV/m) = Reading Level (dBµV) + Factor (dB)

Factor (dB) = Cable Loss (dB) + Antenna Factor (dB/m) - Pre_Amplifier Gain (dB)

Site: AC1	Time: 2016/09/08 - 00:11
Limit: FCC_Part15.209_RE(3m)	Engineer: Kevin Ker
Probe: BBHA9120D_1GHz_18GHz	Polarity: Horizontal
EUT: Wi-Fi AP 4x4 OD direct antenna US	Power: AC 120V/60Hz
Test Mode: Transmit at channel 5290MHz by 802.11ac-VHT80 Ant 2	

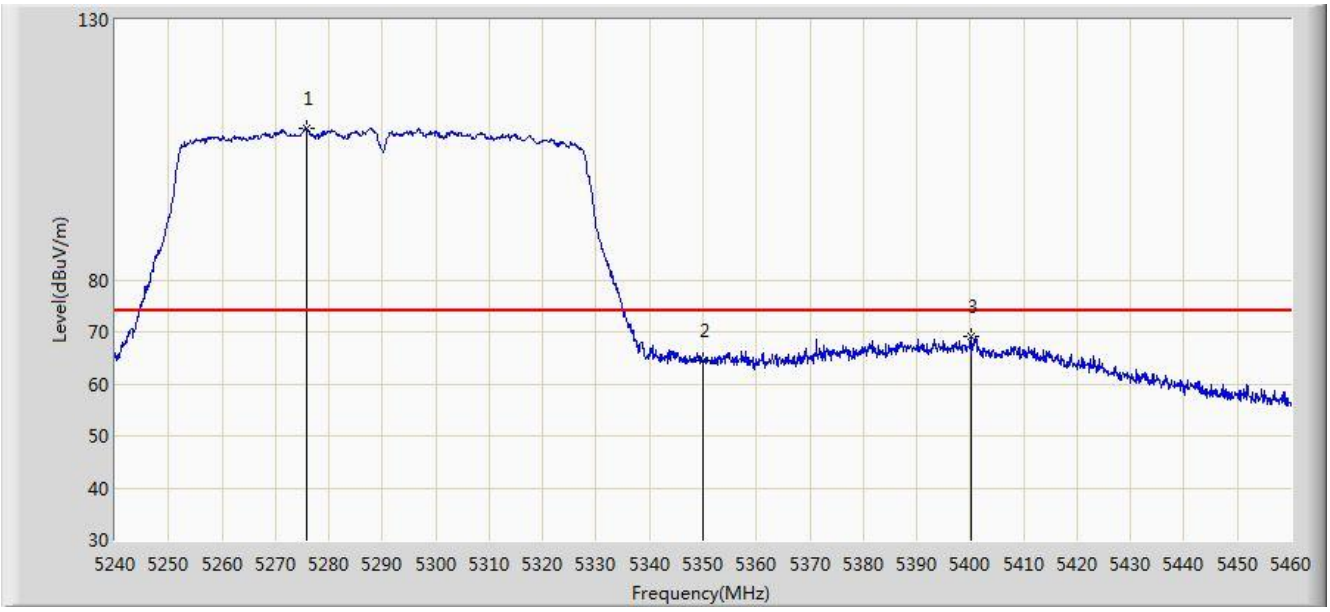

No	Flag	Mark	Frequency (MHz)	Measure Level (dBuV/m)	Reading Level (dBuV)	Margin (dB)	Limit (dBuV/m)	Factor (dB)	Type
1		*	5275.860	109.104	105.274	N/A	N/A	3.831	PK
2			5350.000	64.448	60.543	-9.552	74.000	3.904	PK
3			5400.050	69.080	65.079	-4.920	74.000	4.000	PK

Note: Measure Level (dBµV/m) = Reading Level (dBµV) + Factor (dB)

Factor (dB) = Cable Loss (dB) + Antenna Factor (dB/m) - Pre_Amplifier Gain (dB)

Site: AC1	Time: 2016/09/08 - 00:10
Limit: FCC_Part15.209_RE(3m)	Engineer: Kevin Ker
Probe: BBHA9120D_1GHz_18GHz	Polarity: Horizontal
EUT: Wi-Fi AP 4x4 OD direct antenna US	Power: AC 120V/60Hz
Test Mode: Transmit at channel 5290MHz by 802.11ac-VHT80 Ant 2	

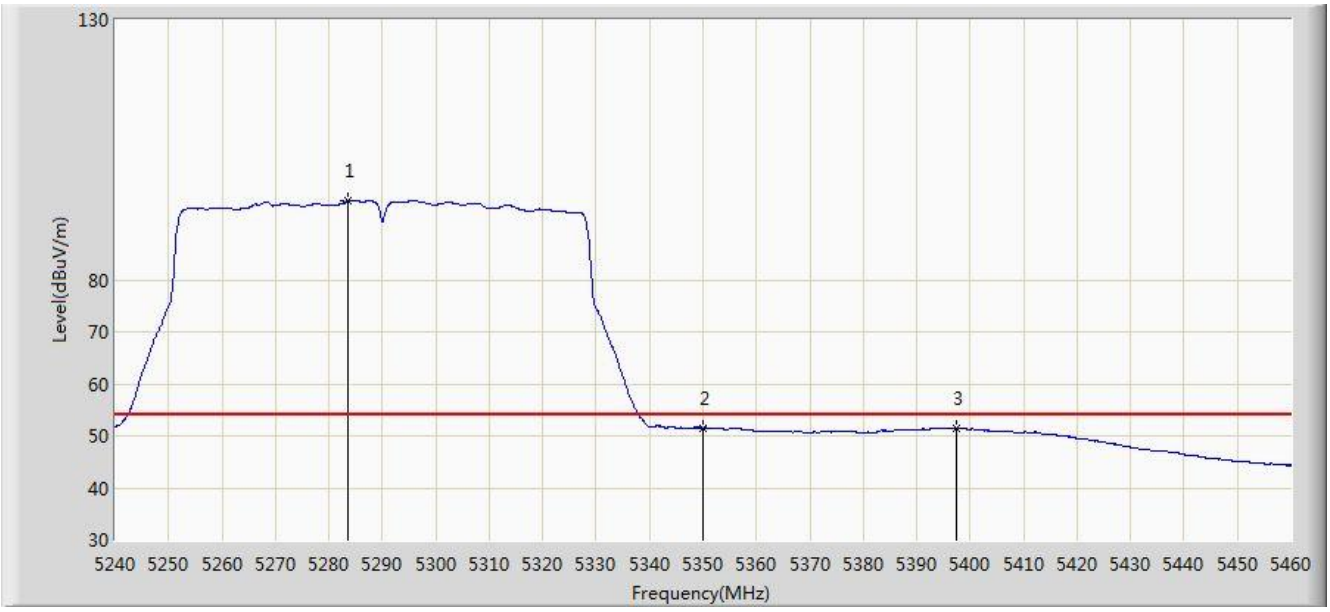

No	Flag	Mark	Frequency (MHz)	Measure Level (dBuV/m)	Reading Level (dBuV)	Margin (dB)	Limit (dBuV/m)	Factor (dB)	Type
1		*	5283.670	95.218	91.394	N/A	N/A	3.824	AV
2			5350.000	51.536	47.631	-2.464	54.000	3.904	AV
3			5397.410	51.586	47.591	-2.414	54.000	3.994	AV

Note: Measure Level (dBµV/m) = Reading Level (dBµV) + Factor (dB)

Factor (dB) = Cable Loss (dB) + Antenna Factor (dB/m) - Pre_Amplifier Gain (dB)

Site: AC1	Time: 2016/09/08 - 00:12
Limit: FCC_Part15.209_RE(3m)	Engineer: Kevin Ker
Probe: BBHA9120D_1GHz_18GHz	Polarity: Vertical
EUT: Wi-Fi AP 4x4 OD direct antenna US	Power: AC 120V/60Hz
Test Mode: Transmit at channel 5290MHz by 802.11ac-VHT80 Ant 2	

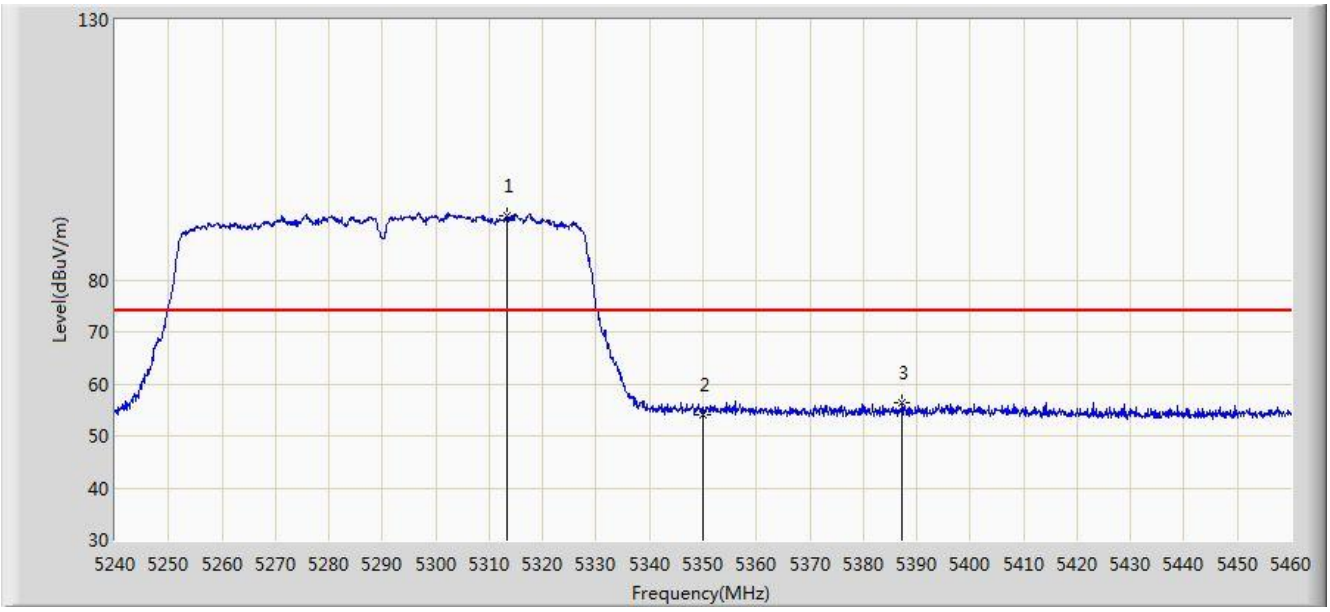

No	Flag	Mark	Frequency (MHz)	Measure Level (dBuV/m)	Reading Level (dBuV)	Margin (dB)	Limit (dBuV/m)	Factor (dB)	Type
1		*	5313.370	92.307	88.471	N/A	N/A	3.836	PK
2			5350.000	54.175	50.270	-19.825	74.000	3.904	PK
3			5387.290	56.499	52.526	-17.501	74.000	3.972	PK

Note: Measure Level (dBμV/m) = Reading Level (dBμV) + Factor (dB)

Factor (dB) = Cable Loss (dB) + Antenna Factor (dB/m) - Pre_Amplifier Gain (dB)

Site: AC1	Time: 2016/09/08 - 00:13
Limit: FCC_Part15.209_RE(3m)	Engineer: Kevin Ker
Probe: BBHA9120D_1GHz_18GHz	Polarity: Vertical
EUT: Wi-Fi AP 4x4 OD direct antenna US	Power: AC 120V/60Hz
Test Mode: Transmit at channel 5290MHz by 802.11ac-VHT80 Ant 2	

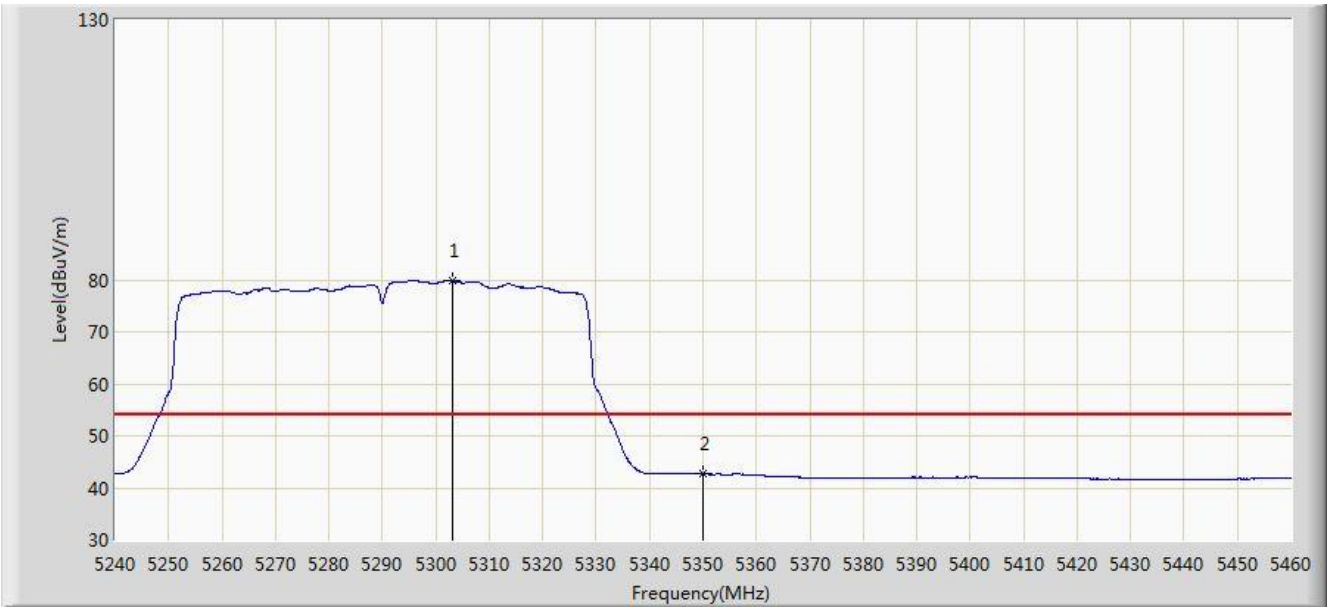

No	Flag	Mark	Frequency (MHz)	Measure Level (dBuV/m)	Reading Level (dBuV)	Margin (dB)	Limit (dBuV/m)	Factor (dB)	Type
1		*	5303.140	79.854	76.037	N/A	N/A	3.817	AV
2			5350.000	42.650	38.745	-11.350	54.000	3.904	AV

Note: Measure Level (dBµV/m) = Reading Level (dBµV) + Factor (dB)

Factor (dB) = Cable Loss (dB) + Antenna Factor (dB/m) - Pre_Amplifier Gain (dB)

Site: AC1	Time: 2016/09/08 - 00:14
Limit: FCC_Part15.209_RE(3m)	Engineer: Kevin Ker
Probe: BBHA9120D_1GHz_18GHz	Polarity: Horizontal
EUT: Wi-Fi AP 4x4 OD direct antenna US	Power: AC 120V/60Hz
Test Mode: Transmit at channel 5530MHz by 802.11ac-VHT80 Ant 2	

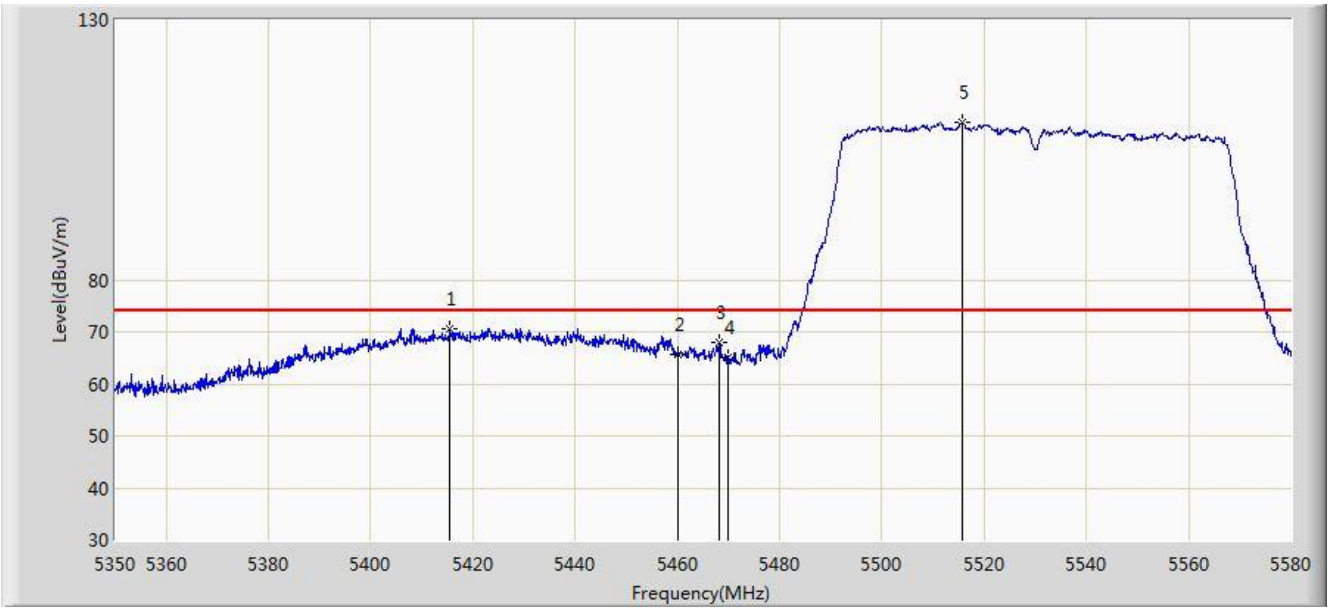

No	Flag	Mark	Frequency (MHz)	Measure Level (dBuV/m)	Reading Level (dBuV)	Margin (dB)	Limit (dBuV/m)	Factor (dB)	Type
1			5415.435	70.612	66.566	-3.388	74.000	4.046	PK
2			5460.000	65.669	61.489	-8.331	74.000	4.180	PK
3			5468.220	68.107	63.909	-5.893	74.000	4.198	PK
4			5470.000	65.075	60.873	-8.925	74.000	4.202	PK
5		*	5515.715	110.313	105.995	N/A	N/A	4.318	PK

Note: Measure Level (dBμV/m) = Reading Level (dBμV) + Factor (dB)

Factor (dB) = Cable Loss (dB) + Antenna Factor (dB/m) - Pre_Amplifier Gain (dB)

Site: AC1	Time: 2016/09/08 - 00:19
Limit: FCC_Part15.209_RE(3m)	Engineer: Kevin Ker
Probe: BBHA9120D_1GHz_18GHz	Polarity: Horizontal
EUT: Wi-Fi AP 4x4 OD direct antenna US	Power: AC 120V/60Hz
Test Mode: Transmit at channel 5530MHz by 802.11ac-VHT80 Ant 2	

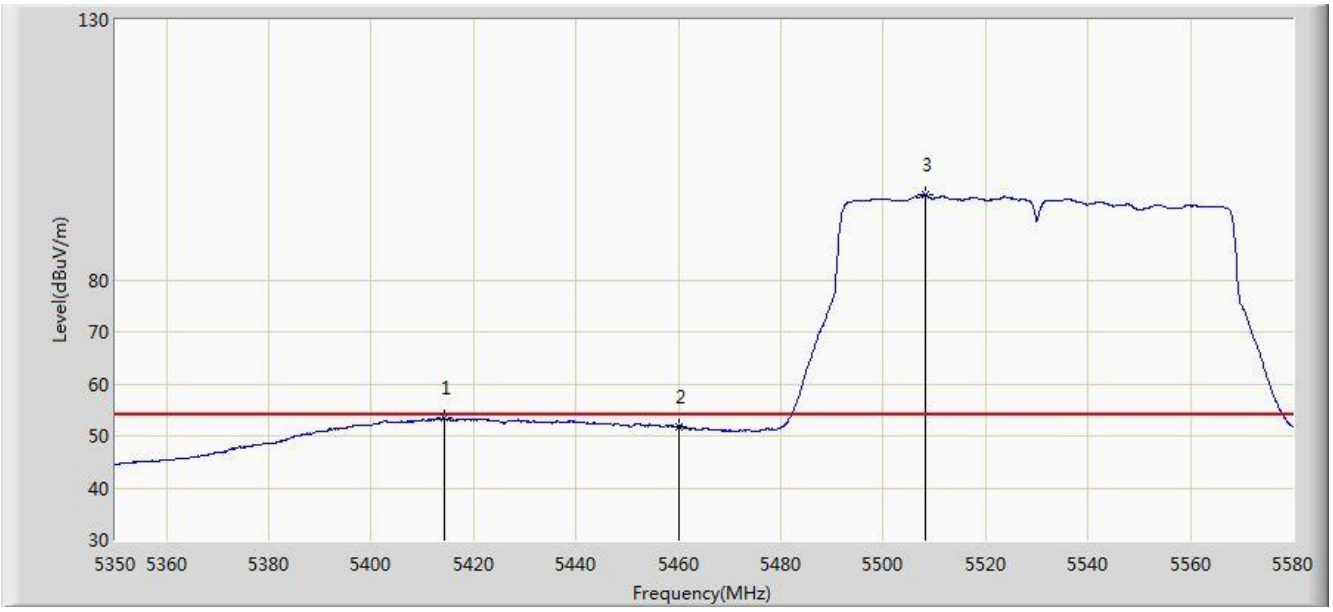

No	Flag	Mark	Frequency (MHz)	Measure Level (dBuV/m)	Reading Level (dBuV)	Margin (dB)	Limit (dBuV/m)	Factor (dB)	Type
1			5414.285	53.373	49.331	-0.627	54.000	4.042	AV
2			5460.000	51.883	47.703	-2.117	54.000	4.180	AV
3		*	5508.355	96.378	92.082	N/A	N/A	4.296	AV

Note: Measure Level (dBµV/m) = Reading Level (dBµV) + Factor (dB)

Factor (dB) = Cable Loss (dB) + Antenna Factor (dB/m) - Pre_Amplifier Gain (dB)

Site: AC1	Time: 2016/09/08 - 00:20
Limit: FCC_Part15.209_RE(3m)	Engineer: Kevin Ker
Probe: BBHA9120D_1GHz_18GHz	Polarity: Vertical
EUT: Wi-Fi AP 4x4 OD direct antenna US	Power: AC 120V/60Hz
Test Mode: Transmit at channel 5530MHz by 802.11ac-VHT80 Ant 2	

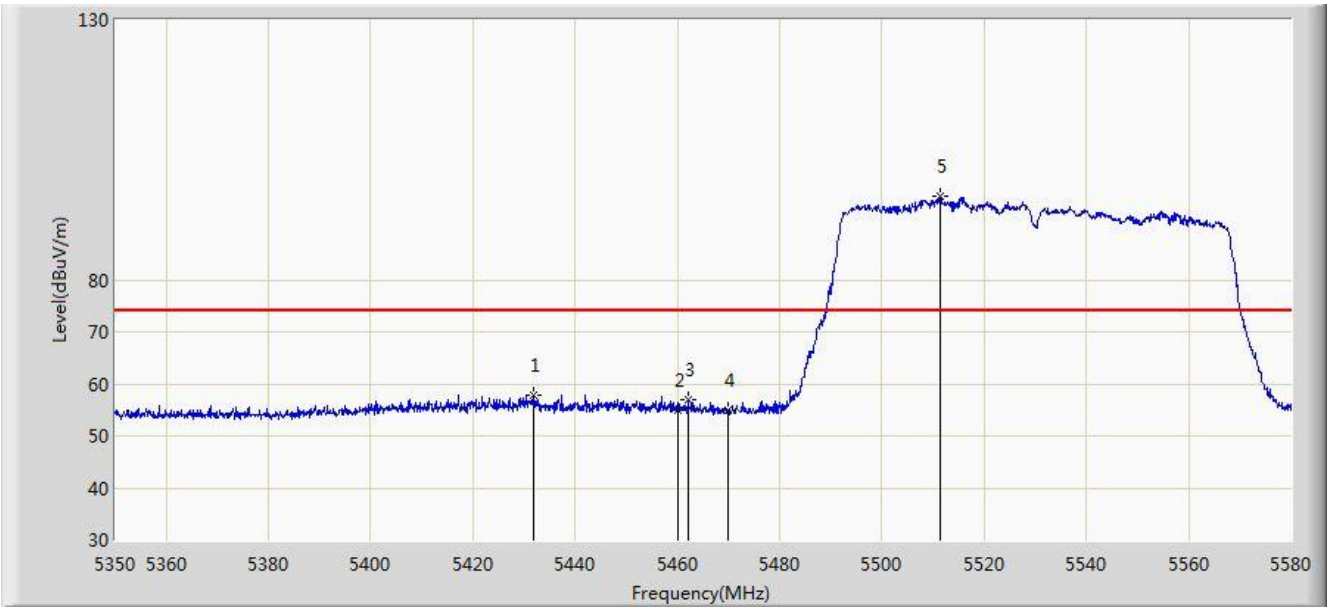

No	Flag	Mark	Frequency (MHz)	Measure Level (dBuV/m)	Reading Level (dBuV)	Margin (dB)	Limit (dBuV/m)	Factor (dB)	Type
1			5431.765	57.914	53.815	-16.086	74.000	4.098	PK
2			5460.000	54.883	50.703	-19.117	74.000	4.180	PK
3			5462.010	56.873	52.688	-17.127	74.000	4.185	PK
4			5470.000	54.822	50.620	-19.178	74.000	4.202	PK
5		*	5511.345	96.021	91.716	N/A	N/A	4.305	PK

Note: Measure Level (dBμV/m) = Reading Level (dBμV) + Factor (dB)

Factor (dB) = Cable Loss (dB) + Antenna Factor (dB/m) - Pre_Amplifier Gain (dB)

Site: AC1	Time: 2016/09/08 - 00:21
Limit: FCC_Part15.209_RE(3m)	Engineer: Kevin Ker
Probe: BBHA9120D_1GHz_18GHz	Polarity: Vertical
EUT: Wi-Fi AP 4x4 OD direct antenna US	Power: AC 120V/60Hz
Test Mode: Transmit at channel 5530MHz by 802.11ac-VHT80 Ant 2	

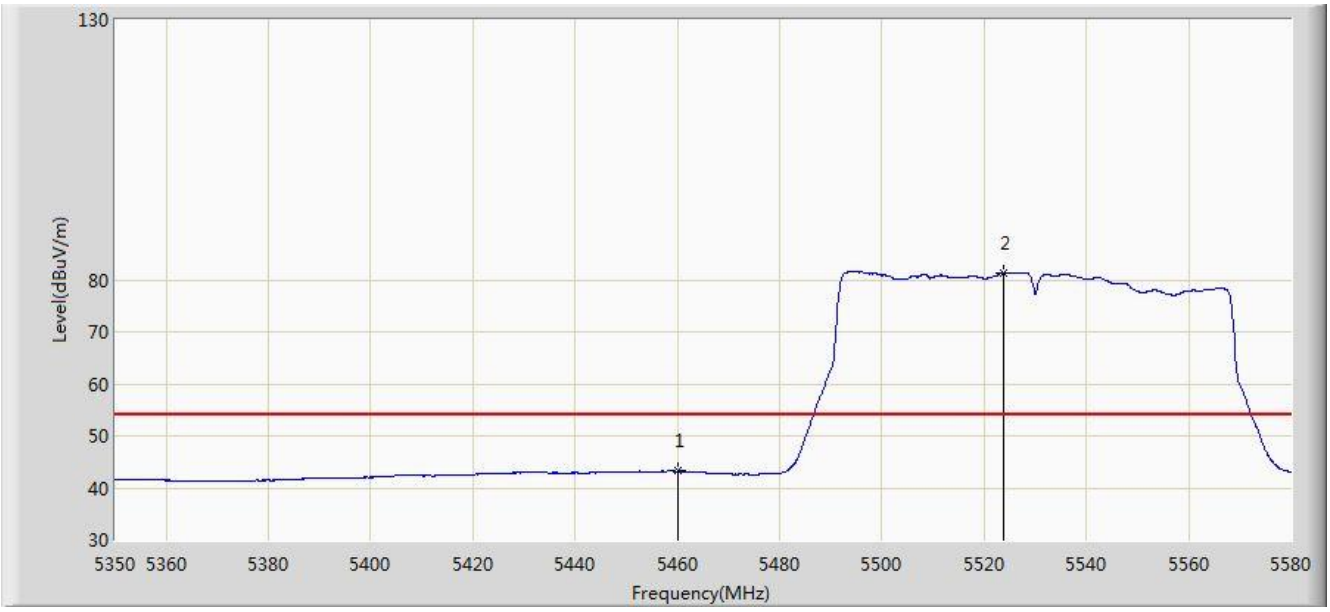

No	Flag	Mark	Frequency (MHz)	Measure Level (dBuV/m)	Reading Level (dBuV)	Margin (dB)	Limit (dBuV/m)	Factor (dB)	Type
1			5460.000	43.194	39.014	-10.806	54.000	4.180	AV
2		*	5523.765	81.425	77.083	N/A	N/A	4.343	AV

Note: Measure Level (dBµV/m) = Reading Level (dBµV) + Factor (dB)

Factor (dB) = Cable Loss (dB) + Antenna Factor (dB/m) - Pre_Amplifier Gain (dB)

Site: AC1	Time: 2016/09/08 - 00:31
Limit: FCC_Part15.209_RE(3m)	Engineer: Kevin Ker
Probe: BBHA9120D_1GHz_18GHz	Polarity: Horizontal
EUT: Wi-Fi AP 4x4 OD direct antenna US	Power: AC 120V/60Hz
Test Mode: Transmit at channel 5320MHz by 802.11a Ant 3	

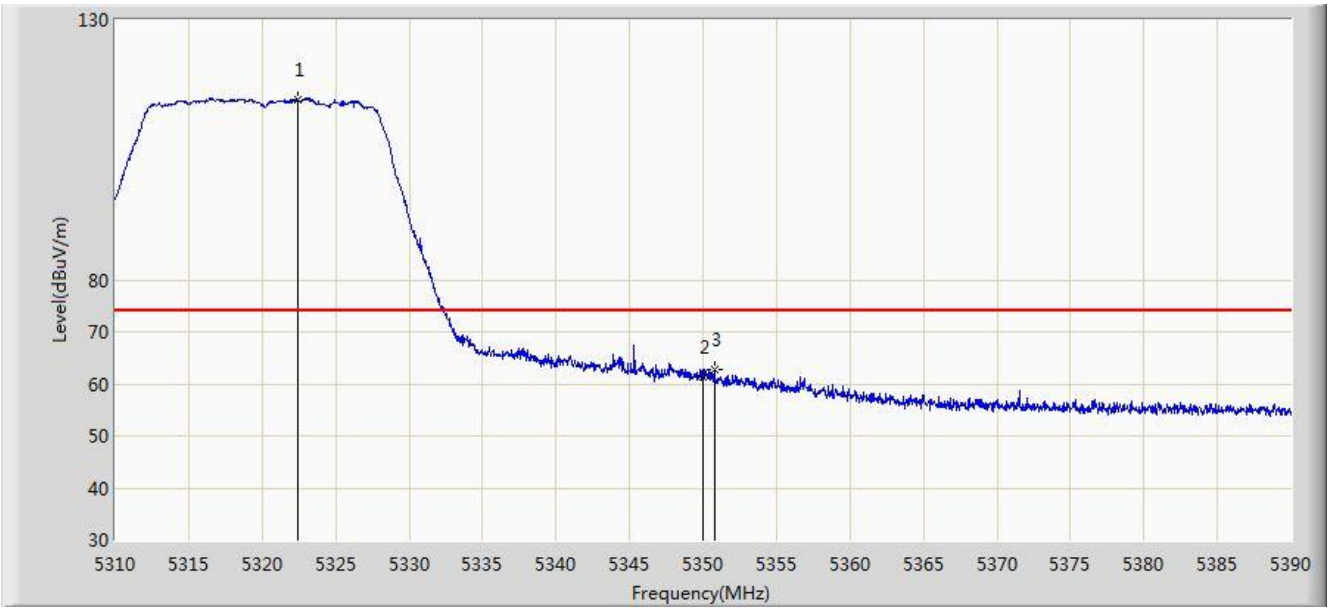

No	Flag	Mark	Frequency (MHz)	Measure Level (dBuV/m)	Reading Level (dBuV)	Margin (dB)	Limit (dBuV/m)	Factor (dB)	Type
1		*	5322.400	114.657	110.804	N/A	N/A	3.853	PK
2			5350.000	61.436	57.531	-12.564	74.000	3.904	PK
3			5350.800	62.752	58.846	-11.248	74.000	3.906	PK

Note: Measure Level (dBµV/m) = Reading Level (dBµV) + Factor (dB)

Factor (dB) = Cable Loss (dB) + Antenna Factor (dB/m) - Pre_Amplifier Gain (dB)

Site: AC1	Time: 2016/09/08 - 00:32
Limit: FCC_Part15.209_RE(3m)	Engineer: Kevin Ker
Probe: BBHA9120D_1GHz_18GHz	Polarity: Horizontal
EUT: Wi-Fi AP 4x4 OD direct antenna US	Power: AC 120V/60Hz
Test Mode: Transmit at channel 5320MHz by 802.11a Ant 3	

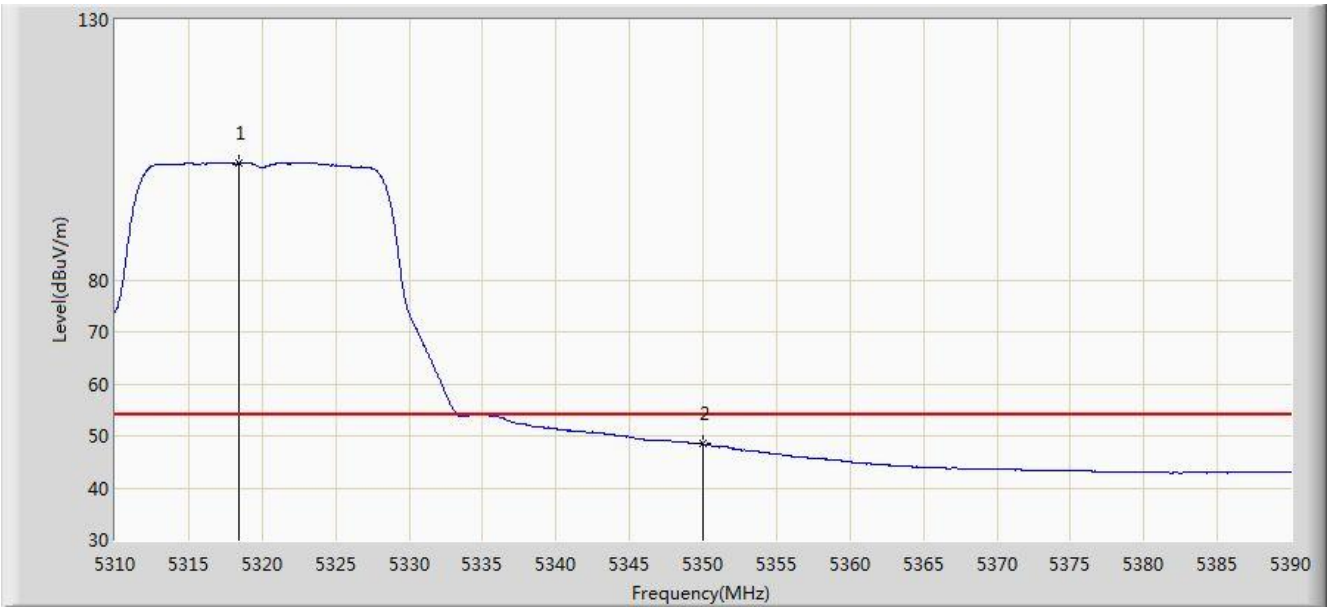

No	Flag	Mark	Frequency (MHz)	Measure Level (dBuV/m)	Reading Level (dBuV)	Margin (dB)	Limit (dBuV/m)	Factor (dB)	Type
1		*	5318.400	102.347	98.502	N/A	N/A	3.845	AV
2			5350.000	48.423	44.518	-5.577	54.000	3.904	AV

Note: Measure Level (dBµV/m) = Reading Level (dBµV) + Factor (dB)

Factor (dB) = Cable Loss (dB) + Antenna Factor (dB/m) - Pre_Amplifier Gain (dB)

Site: AC1	Time: 2016/09/08 - 00:32
Limit: FCC_Part15.209_RE(3m)	Engineer: Kevin Ker
Probe: BBHA9120D_1GHz_18GHz	Polarity: Vertical
EUT: Wi-Fi AP 4x4 OD direct antenna US	Power: AC 120V/60Hz
Test Mode: Transmit at channel 5320MHz by 802.11a Ant 3	

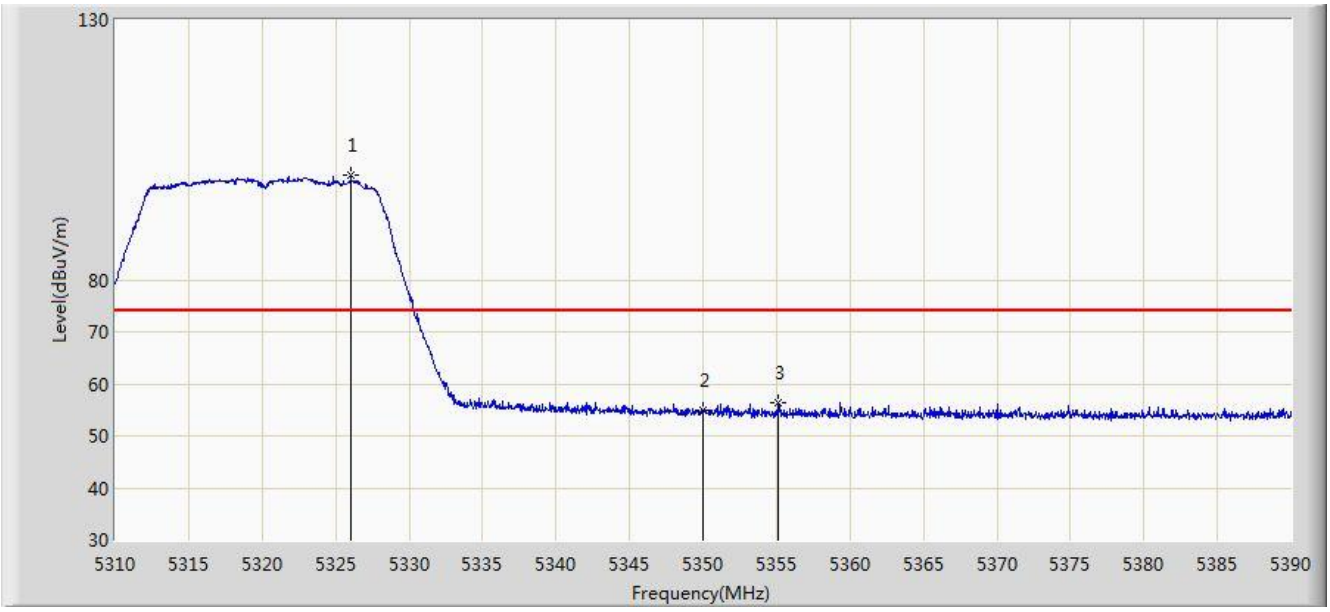

No	Flag	Mark	Frequency (MHz)	Measure Level (dBuV/m)	Reading Level (dBuV)	Margin (dB)	Limit (dBuV/m)	Factor (dB)	Type
1		*	5326.040	100.255	96.395	N/A	N/A	3.860	PK
2			5350.000	54.815	50.910	-19.185	74.000	3.904	PK
3			5355.120	56.393	52.479	-17.607	74.000	3.915	PK

Note: Measure Level (dBμV/m) = Reading Level (dBμV) + Factor (dB)

Factor (dB) = Cable Loss (dB) + Antenna Factor (dB/m) - Pre_Amplifier Gain (dB)

Site: AC1	Time: 2016/09/08 - 00:33
Limit: FCC_Part15.209_RE(3m)	Engineer: Kevin Ker
Probe: BBHA9120D_1GHz_18GHz	Polarity: Vertical
EUT: Wi-Fi AP 4x4 OD direct antenna US	Power: AC 120V/60Hz
Test Mode: Transmit at channel 5320MHz by 802.11a Ant 3	

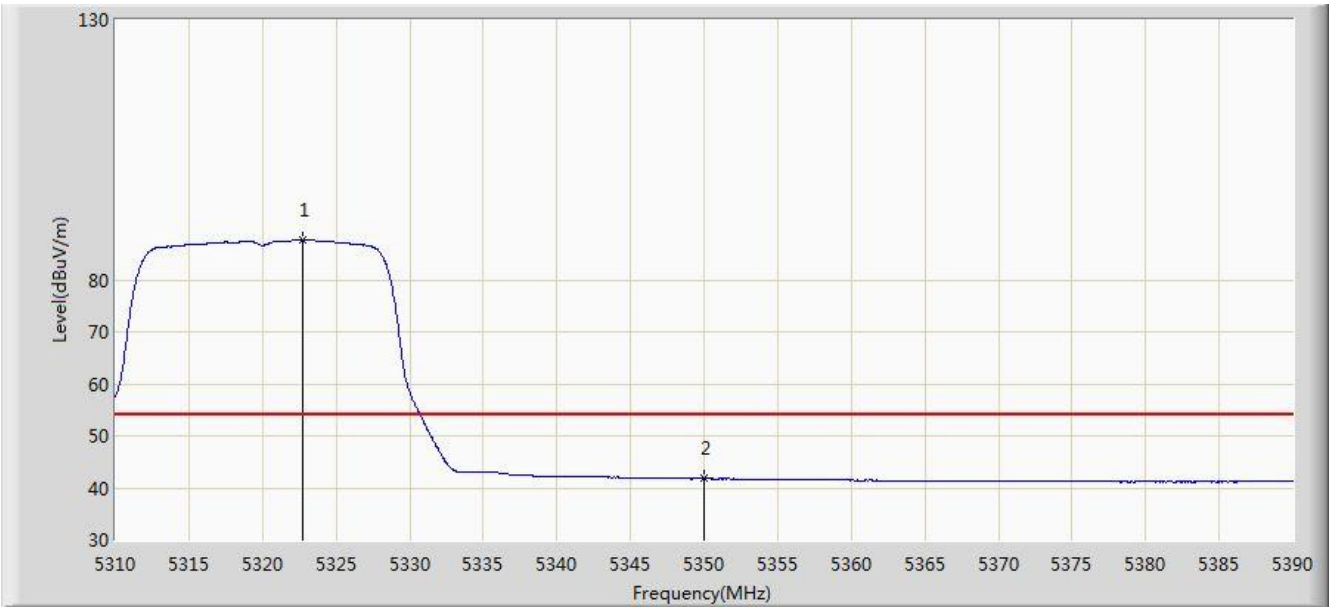

ao	Flag	Mark	Frequency (MHz)	Measure Level (dBuV/m)	Reading Level (dBuV)	Margin (dB)	Limit (dBuV/m)	Factor (dB)	Type
1		*	5322.760	87.748	83.894	N/A	N/A	3.854	AV
2			5350.000	41.793	37.888	-12.207	54.000	3.904	AV

Note: Measure Level (dBµV/m) = Reading Level (dBµV) + Factor (dB)

Factor (dB) = Cable Loss (dB) + Antenna Factor (dB/m) - Pre_Amplifier Gain (dB)

Site: AC1	Time: 2016/09/08 - 00:34
Limit: FCC_Part15.209_RE(3m)	Engineer: Kevin Ker
Probe: BBHA9120D_1GHz_18GHz	Polarity: Horizontal
EUT: Wi-Fi AP 4x4 OD direct antenna US	Power: AC 120V/60Hz
Test Mode: Transmit at channel 5500MHz by 802.11a Ant 3	

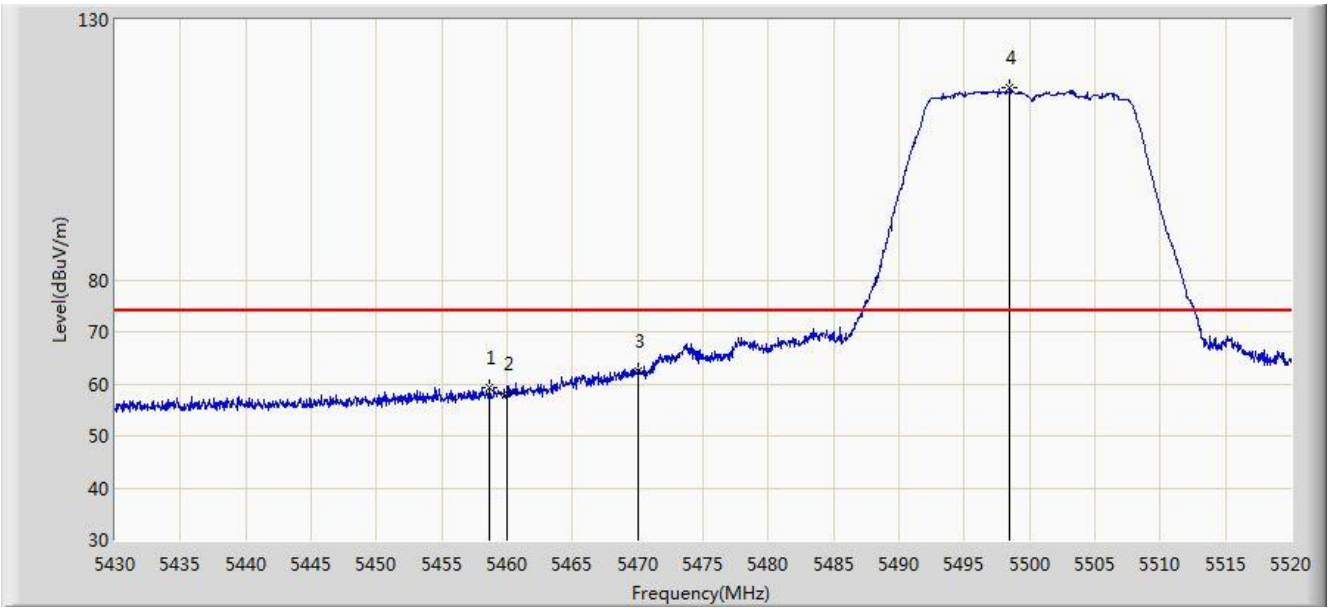

No	Flag	Mark	Frequency (MHz)	Measure Level (dBuV/m)	Reading Level (dBuV)	Margin (dB)	Limit (dBuV/m)	Factor (dB)	Type
1			5458.665	59.358	55.181	-14.642	74.000	4.178	PK
2			5460.000	58.016	53.836	-15.984	74.000	4.180	PK
3			5470.000	62.540	58.338	-11.460	74.000	4.202	PK
4		*	5498.490	116.920	112.652	N/A	N/A	4.267	PK

Note: Measure Level (dBµV/m) = Reading Level (dBµV) + Factor (dB)

Factor (dB) = Cable Loss (dB) + Antenna Factor (dB/m) - Pre_Amplifier Gain (dB)

Site: AC1	Time: 2016/09/08 - 00:35
Limit: FCC_Part15.209_RE(3m)	Engineer: Kevin Ker
Probe: BBHA9120D_1GHz_18GHz	Polarity: Horizontal
EUT: Wi-Fi AP 4x4 OD direct antenna US	Power: AC 120V/60Hz
Test Mode: Transmit at channel 5500MHz by 802.11a Ant 3	

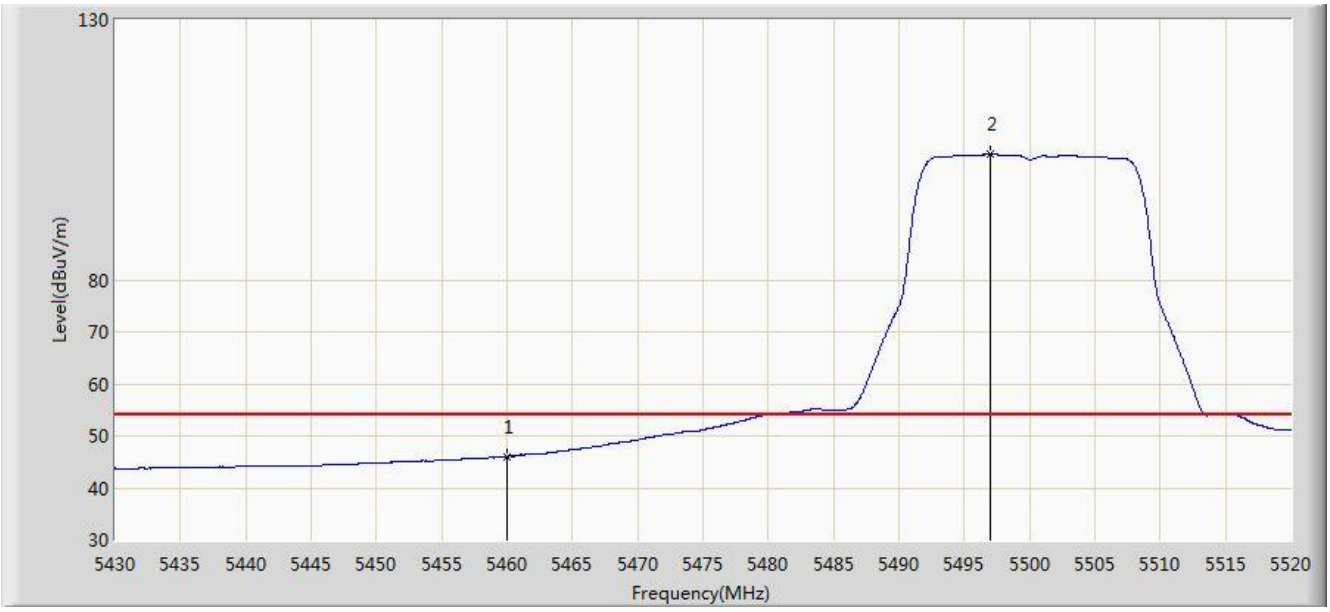

No	Flag	Mark	Frequency (MHz)	Measure Level (dBuV/m)	Reading Level (dBuV)	Margin (dB)	Limit (dBuV/m)	Factor (dB)	Type
1			5460.000	46.072	41.892	-7.928	54.000	4.180	AV
2		*	5497.005	104.107	99.843	N/A	N/A	4.264	AV

Note: Measure Level (dBµV/m) = Reading Level (dBµV) + Factor (dB)

Factor (dB) = Cable Loss (dB) + Antenna Factor (dB/m) - Pre_Amplifier Gain (dB)

Site: AC1	Time: 2016/09/08 - 00:36
Limit: FCC_Part15.209_RE(3m)	Engineer: Kevin Ker
Probe: BBHA9120D_1GHz_18GHz	Polarity: Vertical
EUT: Wi-Fi AP 4x4 OD direct antenna US	Power: AC 120V/60Hz
Test Mode: Transmit at channel 5500MHz by 802.11a Ant 3	

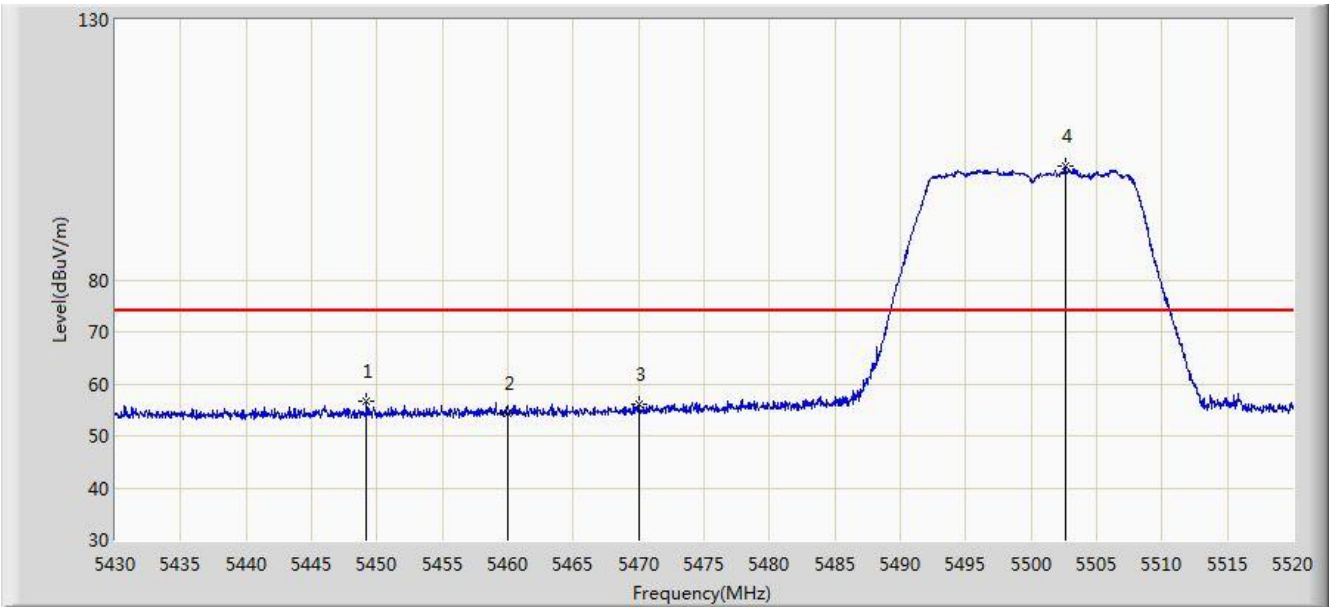

No	Flag	Mark	Frequency (MHz)	Measure Level (dBuV/m)	Reading Level (dBuV)	Margin (dB)	Limit (dBuV/m)	Factor (dB)	Type
a			5449.215	56.560	52.408	-17.440	74.000	4.152	PK
2			5460.000	54.211	50.031	-19.789	74.000	4.180	PK
3			5470.000	55.963	51.761	-18.037	74.000	4.202	PK
4		*	5502.585	101.790	97.510	N/A	N/A	4.280	PK

Note: Measure Level (dBµV/m) = Reading Level (dBµV) + Factor (dB)

Factor (dB) = Cable Loss (dB) + Antenna Factor (dB/m) - Pre_Amplifier Gain (dB)

Site: AC1	Time: 2016/09/08 - 00:37
Limit: FCC_Part15.209_RE(3m)	Engineer: Kevin Ker
Probe: BBHA9120D_1GHz_18GHz	Polarity: Vertical
EUT: Wi-Fi AP 4x4 OD direct antenna US	Power: AC 120V/60Hz
Test Mode: Transmit at channel 5500MHz by 802.11a Ant 3	

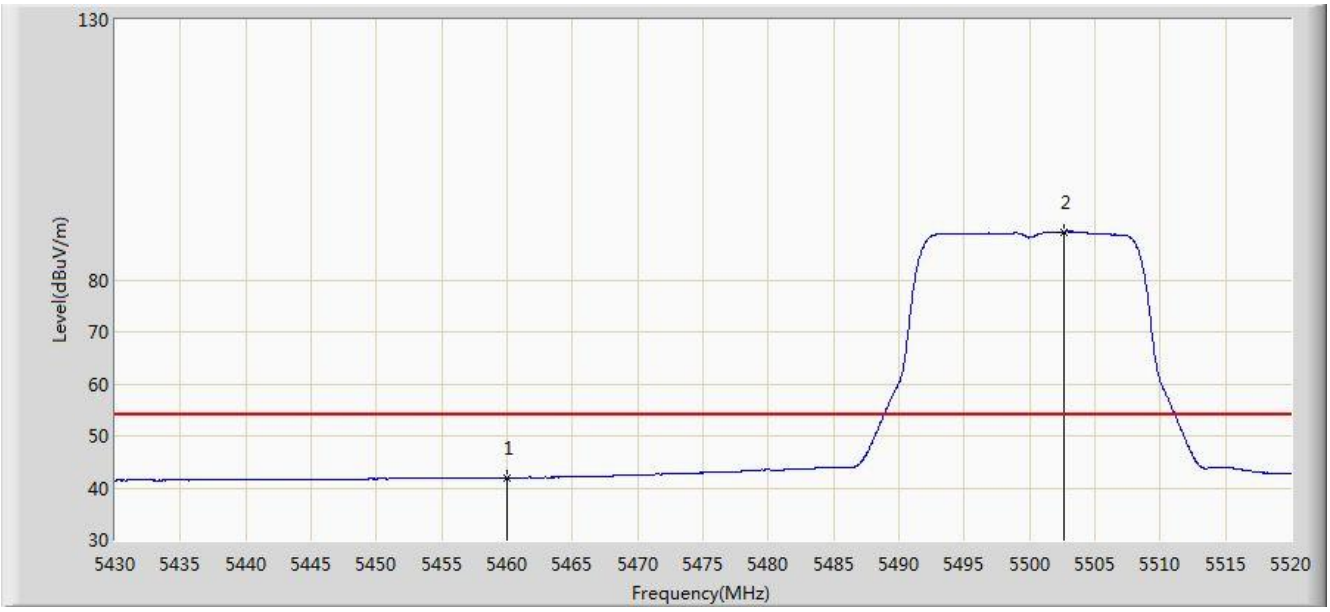

No	Flag	Mark	Frequency (MHz)	Measure Level (dBuV/m)	Reading Level (dBuV)	Margin (dB)	Limit (dBuV/m)	Factor (dB)	Type
1			5460.000	41.938	37.758	-12.062	54.000	4.180	AV
A		*	5502.585	89.212	84.932	N/A	N/A	4.280	AV

Note: Measure Level (dBµV/m) = Reading Level (dBµV) + Factor (dB)

Factor (dB) = Cable Loss (dB) + Antenna Factor (dB/m) - Pre_Amplifier Gain (dB)

Site: AC1	Time: 2016/09/08 - 00:37
Limit: FCC_Part15.209_RE(3m)	Engineer: Kevin Ker
Probe: BBHA9120D_1GHz_18GHz	Polarity: Horizontal
EUT: Wi-Fi AP 4x4 OD direct antenna US	Power: AC 120V/60Hz
Test Mode: Transmit at channel 5700MHz by 802.11a Ant 3	

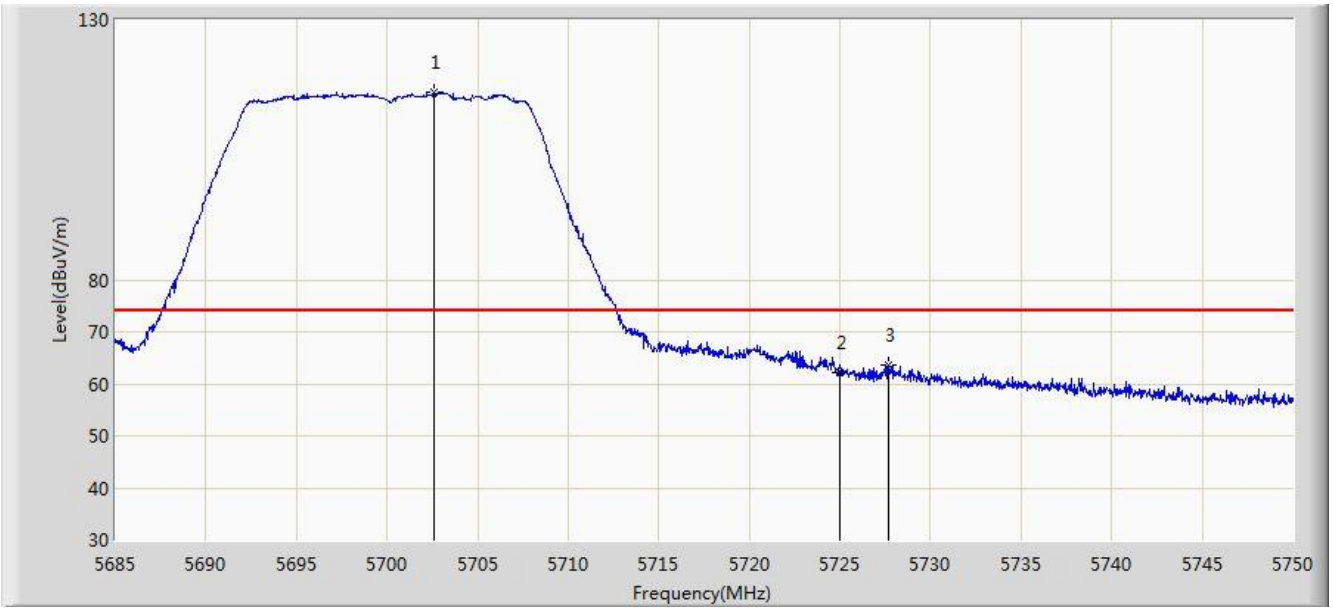

No	Flag	Mark	Frequency (MHz)	Measure Level (dBuV/m)	Reading Level (dBuV)	Margin (dB)	Limit (dBuV/m)	Factor (dB)	Type
1		*	5702.583	116.201	111.309	N/A	N/A	4.892	PK
2			5725.000	62.079	57.050	-11.921	74.000	5.029	PK
3			5727.705	63.757	58.711	-10.243	74.000	5.046	PK

Note: Measure Level (dBµV/m) = Reading Level (dBµV) + Factor (dB)

Factor (dB) = Cable Loss (dB) + Antenna Factor (dB/m) - Pre_Amplifier Gain (dB)

Site: AC1	Time: 2016/09/08 - 00:38
Limit: FCC_Part15.209_RE(3m)	Engineer: Kevin Ker
Probe: BBHA9120D_1GHz_18GHz	Polarity: Horizontal
EUT: Wi-Fi AP 4x4 OD direct antenna US	Power: AC 120V/60Hz
Test Mode: Transmit at channel 5700MHz by 802.11a Ant 3	

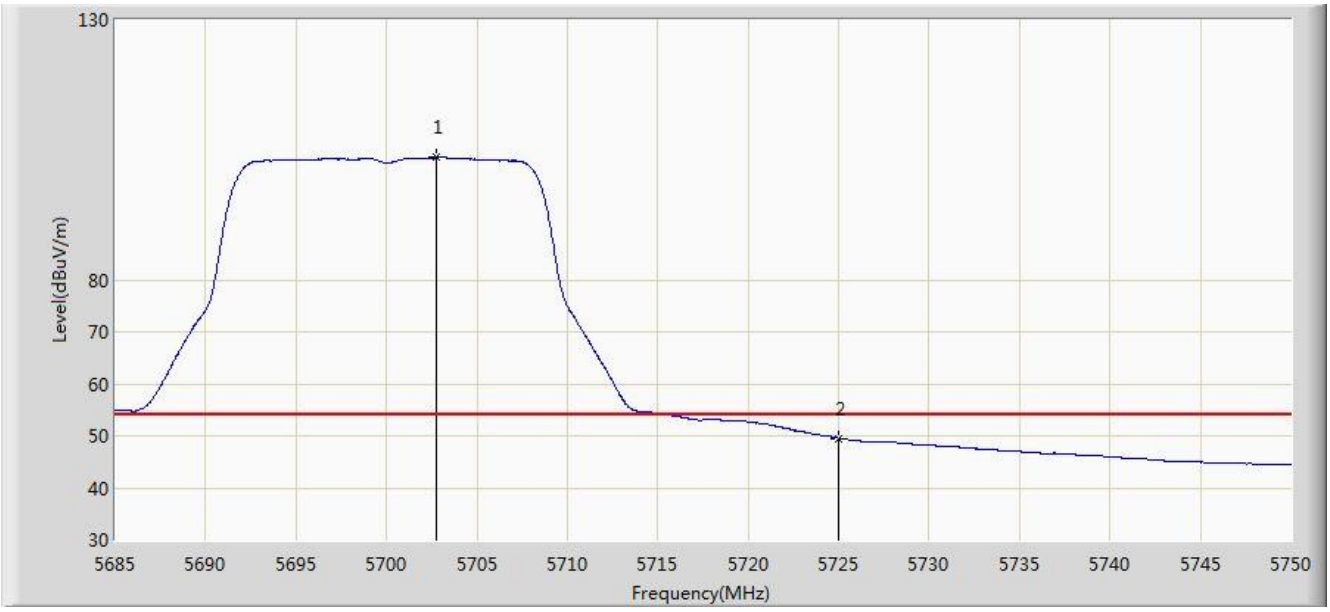

No	Flag	Mark	Frequency (MHz)	Measure Level (dBuV/m)	Reading Level (dBuV)	Margin (dB)	Limit (dBuV/m)	Factor (dB)	Type
1		*	5702.745	103.546	98.653	N/A	N/A	4.893	AV
2			5725.000	49.524	44.495	-4.476	54.000	5.029	AV

Note: Measure Level (dBµV/m) = Reading Level (dBµV) + Factor (dB)

Factor (dB) = Cable Loss (dB) + Antenna Factor (dB/m) - Pre_Amplifier Gain (dB)

Site: AC1	Time: 2016/09/08 - 00:39
Limit: FCC_Part15.209_RE(3m)	Engineer: Kevin Ker
Probe: BBHA9120D_1GHz_18GHz	Polarity: Vertical
EUT: Wi-Fi AP 4x4 OD direct antenna US	Power: AC 120V/60Hz
Test Mode: Transmit at channel 5700MHz by 802.11a Ant 3	

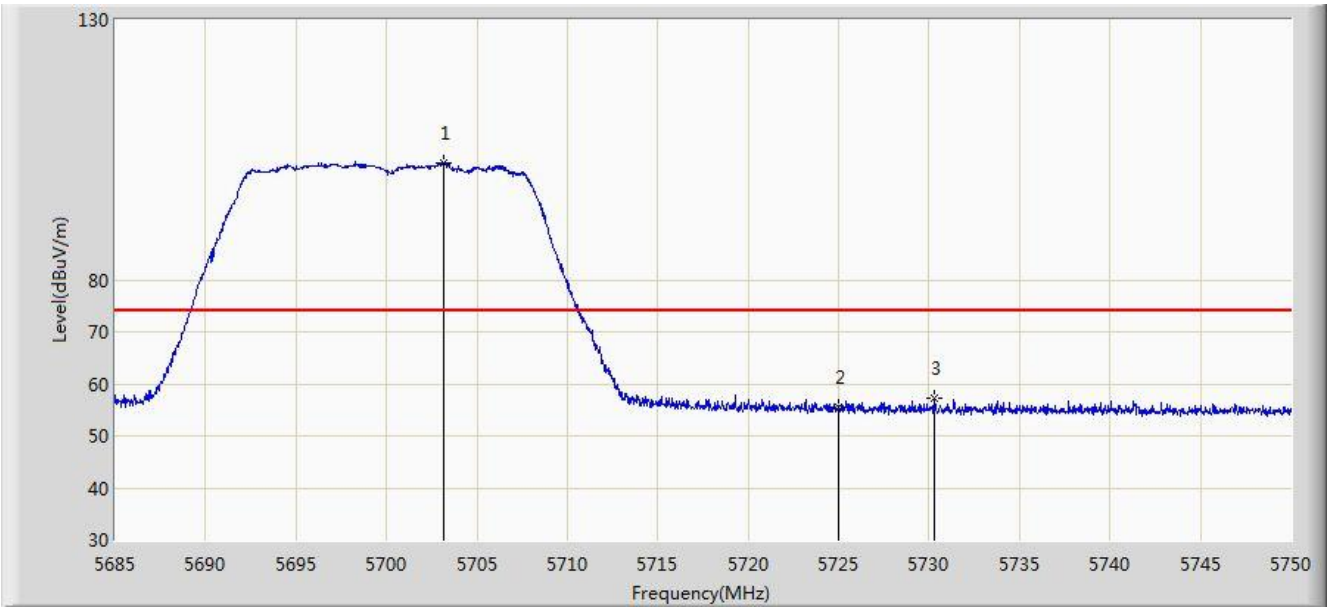

No	Flag	Mark	Frequency (MHz)	Measure Level (dBuV/m)	Reading Level (dBuV)	Margin (dB)	Limit (dBuV/m)	Factor (dB)	Type
1		*	5703.200	102.546	97.651	N/A	N/A	4.896	PK
2			5725.000	55.553	50.524	-18.447	74.000	5.029	PK
3			5730.305	57.353	52.290	-16.647	74.000	5.062	PK

Note: Measure Level (dBµV/m) = Reading Level (dBµV) + Factor (dB)

Factor (dB) = Cable Loss (dB) + Antenna Factor (dB/m) - Pre_Amplifier Gain (dB)

Site: AC1	Time: 2016/09/08 - 00:39
Limit: FCC_Part15.209_RE(3m)	Engineer: Kevin Ker
Probe: BBHA9120D_1GHz_18GHz	Polarity: Vertical
EUT: Wi-Fi AP 4x4 OD direct antenna US	Power: AC 120V/60Hz
Test Mode: Transmit at channel 5700MHz by 802.11a Ant 3	

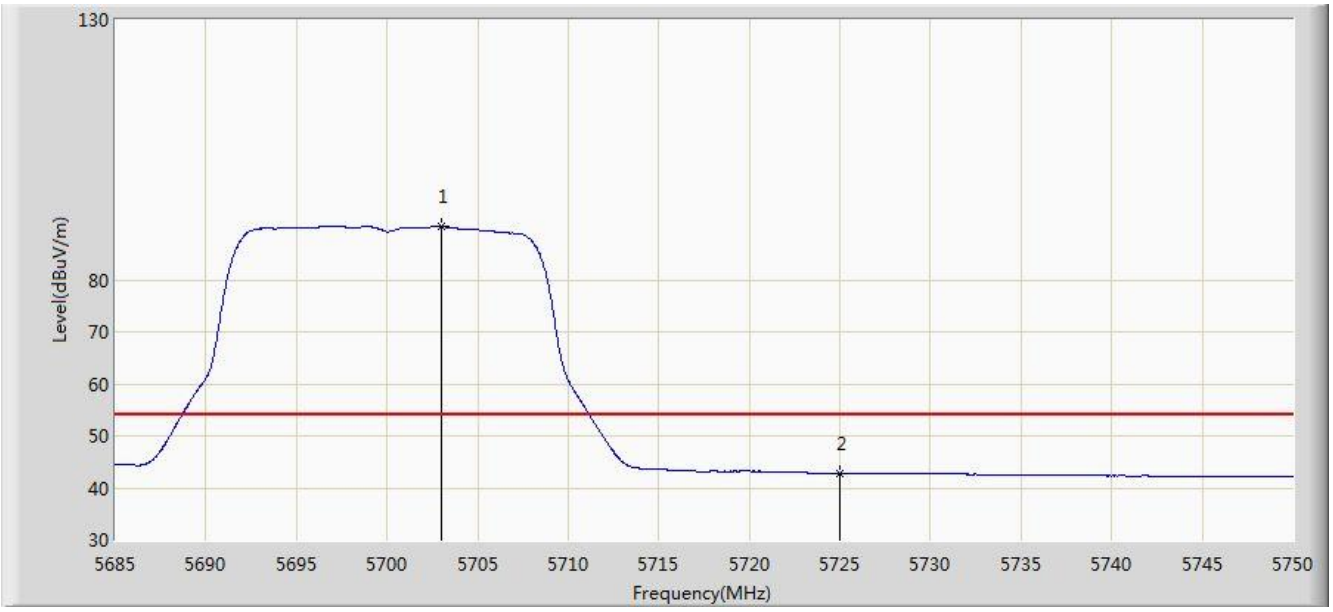

No	Flag	Mark	Frequency (MHz)	Measure Level (dBuV/m)	Reading Level (dBuV)	Margin (dB)	Limit (dBuV/m)	Factor (dB)	Type
1		*	5702.973	90.209	85.315	N/A	N/A	4.893	AV
2			5725.000	42.777	37.748	-11.223	54.000	5.029	AV

Note: Measure Level (dBµV/m) = Reading Level (dBµV) + Factor (dB)

Factor (dB) = Cable Loss (dB) + Antenna Factor (dB/m) - Pre_Amplifier Gain (dB)

Site: AC1	Time: 2016/09/08 - 00:49
Limit: FCC_Part15.209_RE(3m)	Engineer: Kevin Ker
Probe: BBHA9120D_1GHz_18GHz	Polarity: Horizontal
EUT: Wi-Fi AP 4x4 OD direct antenna US	Power: AC 120V/60Hz
Test Mode: Transmit at channel 5320MHz by 802.11n-HT20 Ant 3	

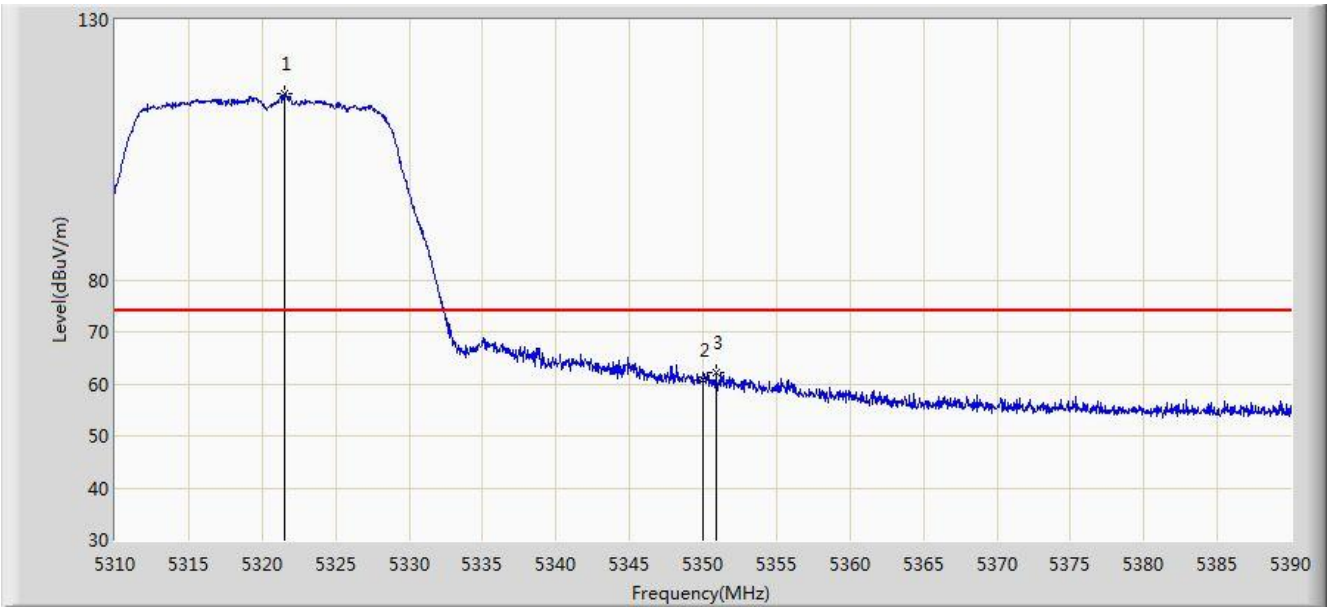

No	Flag	Mark	Frequency (MHz)	Measure Level (dBuV/m)	Reading Level (dBuV)	Margin (dB)	Limit (dBuV/m)	Factor (dB)	Type
1		*	5321.520	115.697	111.846	N/A	N/A	3.851	PK
2			5350.000	60.803	56.898	-13.197	74.000	3.904	PK
3			5350.920	62.254	58.348	-11.746	74.000	3.906	PK

Note: Measure Level (dBμV/m) = Reading Level (dBμV) + Factor (dB)

Factor (dB) = Cable Loss (dB) + Antenna Factor (dB/m) - Pre_Amplifier Gain (dB)

Site: AC1	Time: 2016/09/08 - 00:50
Limit: FCC_Part15.209_RE(3m)	Engineer: Kevin Ker
Probe: BBHA9120D_1GHz_18GHz	Polarity: Horizontal
EUT: Wi-Fi AP 4x4 OD direct antenna US	Power: AC 120V/60Hz
Test Mode: Transmit at channel 5320MHz by 802.11n-HT20 Ant 3	

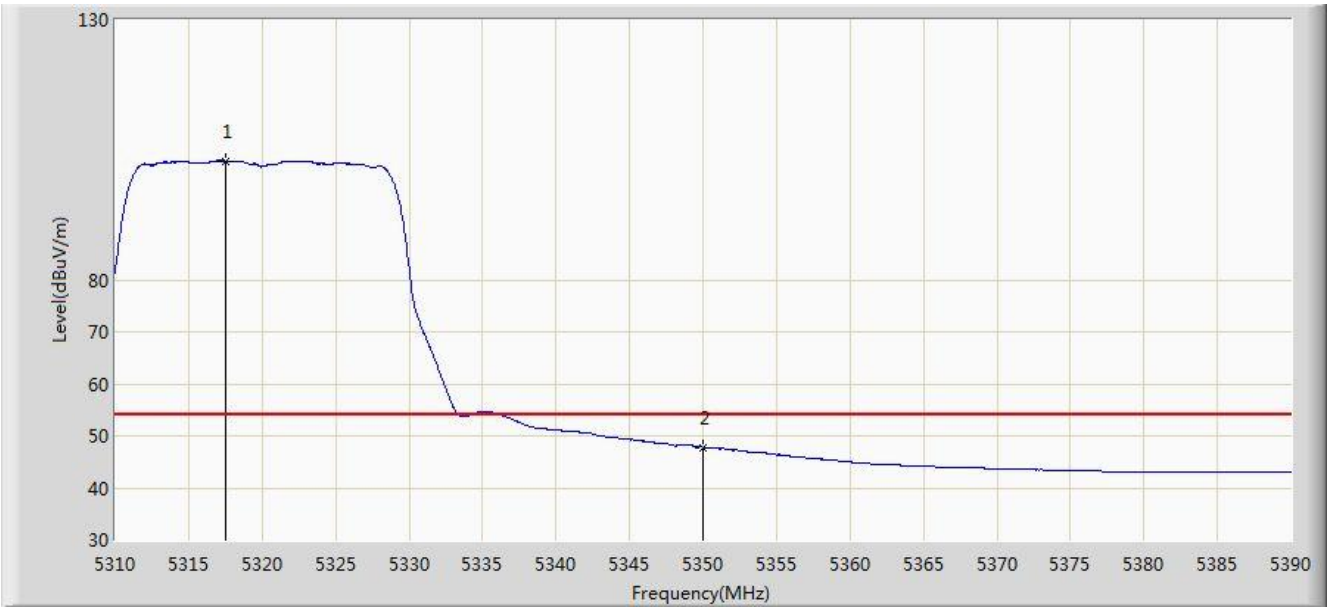

No	Flag	Mark	Frequency (MHz)	Measure Level (dBuV/m)	Reading Level (dBuV)	Margin (dB)	Limit (dBuV/m)	Factor (dB)	Type
1		*	5317.560	102.855	99.011	N/A	N/A	3.844	AV
2			5350.000	47.814	43.909	-6.186	54.000	3.904	AV

Note: Measure Level (dBµV/m) = Reading Level (dBµV) + Factor (dB)

Factor (dB) = Cable Loss (dB) + Antenna Factor (dB/m) - Pre_Amplifier Gain (dB)

Site: AC1	Time: 2016/09/08 - 00:50
Limit: FCC_Part15.209_RE(3m)	Engineer: Kevin Ker
Probe: BBHA9120D_1GHz_18GHz	Polarity: Vertical
EUT: Wi-Fi AP 4x4 OD direct antenna US	Power: AC 120V/60Hz
Test Mode: Transmit at channel 5320MHz by 802.11n-HT20 Ant 3	

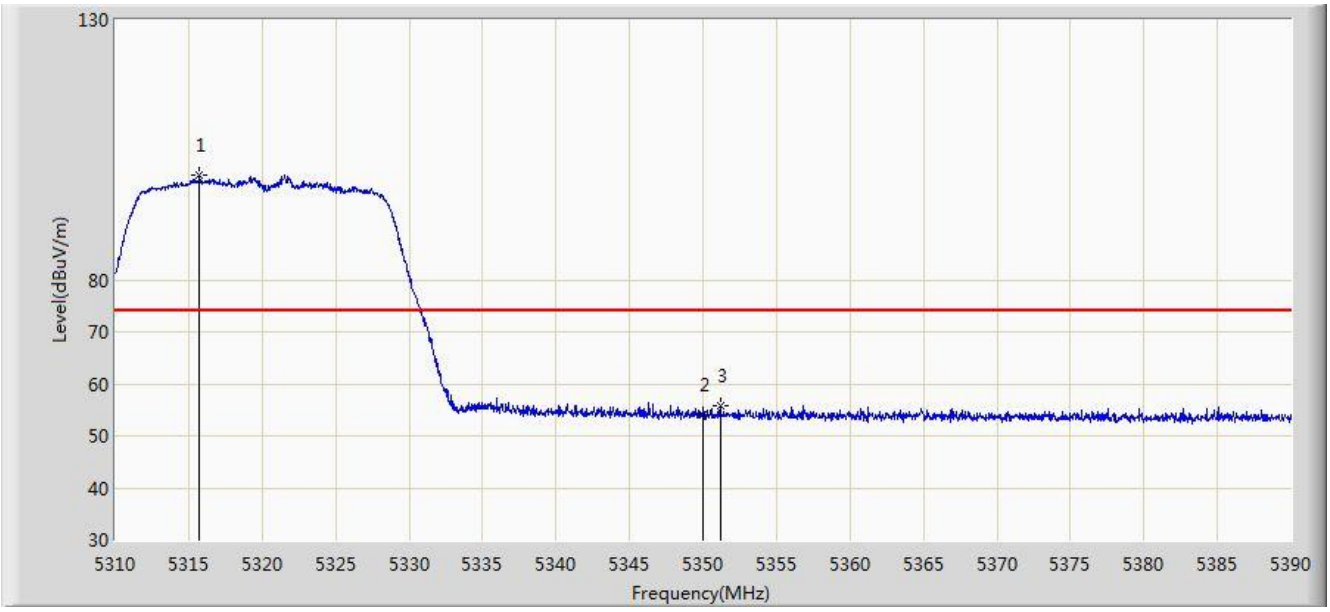

No	Flag	Mark	Frequency (MHz)	Measure Level (dBuV/m)	Reading Level (dBuV)	Margin (dB)	Limit (dBuV/m)	Factor (dB)	Type
1		*	5315.760	100.096	96.255	N/A	N/A	3.840	PK
2			5350.000	53.988	50.083	-20.012	74.000	3.904	PK
3			5351.200	55.854	51.947	-18.146	74.000	3.907	PK

Note: Measure Level (dBμV/m) = Reading Level (dBμV) + Factor (dB)

Factor (dB) = Cable Loss (dB) + Antenna Factor (dB/m) - Pre_Amplifier Gain (dB)

Site: AC1	Time: 2016/09/08 - 00:51
Limit: FCC_Part15.209_RE(3m)	Engineer: Kevin Ker
Probe: BBHA9120D_1GHz_18GHz	Polarity: Vertical
EUT: Wi-Fi AP 4x4 OD direct antenna US	Power: AC 120V/60Hz
Test Mode: Transmit at channel 5320MHz by 802.11n-HT20 Ant 3	

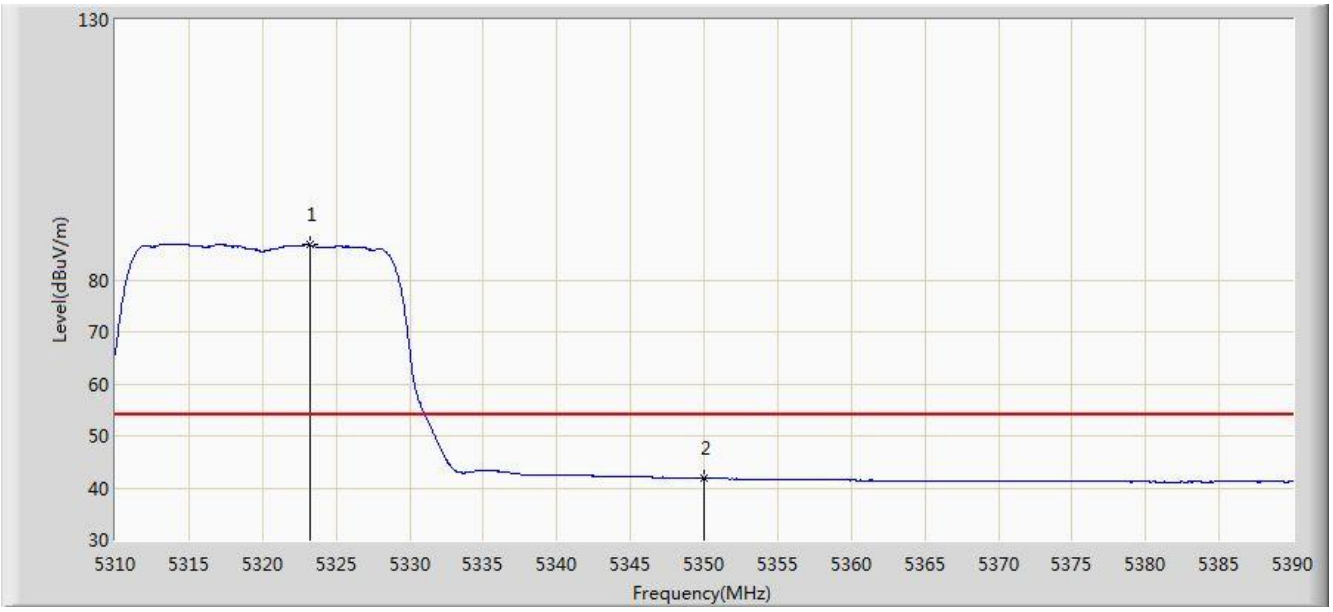

No	Flag	Mark	Frequency (MHz)	Measure Level (dBuV/m)	Reading Level (dBuV)	Margin (dB)	Limit (dBuV/m)	Factor (dB)	Type
1		*	5323.280	86.714	82.859	N/A	N/A	3.855	AV
2			5350.000	41.812	37.907	-12.188	54.000	3.904	AV

Note: Measure Level (dBµV/m) = Reading Level (dBµV) + Factor (dB)

Factor (dB) = Cable Loss (dB) + Antenna Factor (dB/m) - Pre_Amplifier Gain (dB)

Site: AC1	Time: 2016/09/08 - 00:52
Limit: FCC_Part15.209_RE(3m)	Engineer: Kevin Ker
Probe: BBHA9120D_1GHz_18GHz	Polarity: Horizontal
EUT: Wi-Fi AP 4x4 OD direct antenna US	Power: AC 120V/60Hz
Test Mode: Transmit at channel 5500MHz by 802.11n-HT20 Ant 3	

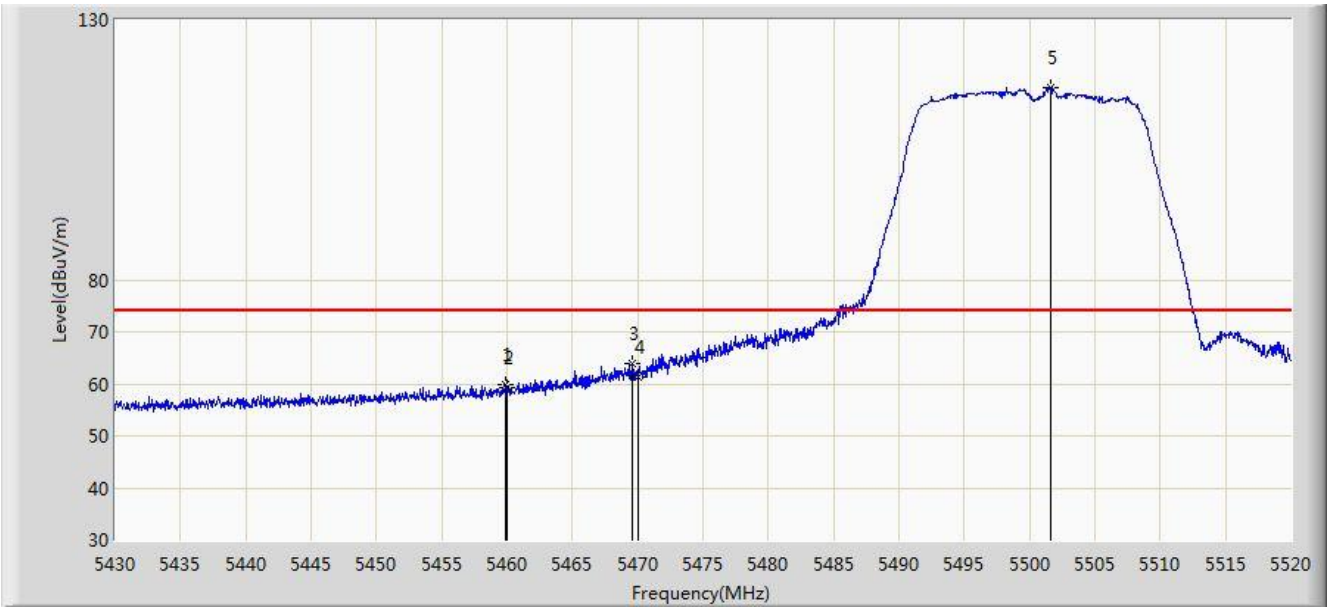

No	Flag	Mark	Frequency (MHz)	Measure Level (dBuV/m)	Reading Level (dBuV)	Margin (dB)	Limit (dBuV/m)	Factor (dB)	Type
1			5459.880	59.712	55.532	-14.288	74.000	4.180	PK
2			5460.000	59.289	55.109	-14.711	74.000	4.180	PK
3			5469.600	64.003	59.802	-9.997	74.000	4.202	PK
4			5470.000	61.302	57.100	-12.698	74.000	4.202	PK
5		*	5501.595	117.070	112.793	N/A	N/A	4.277	PK

Note: Measure Level (dBμV/m) = Reading Level (dBμV) + Factor (dB)

Factor (dB) = Cable Loss (dB) + Antenna Factor (dB/m) - Pre_Amplifier Gain (dB)

Site: AC1	Time: 2016/09/08 - 00:52
Limit: FCC_Part15.209_RE(3m)	Engineer: Kevin Ker
Probe: BBHA9120D_1GHz_18GHz	Polarity: Horizontal
EUT: Wi-Fi AP 4x4 OD direct antenna US	Power: AC 120V/60Hz
Test Mode: Transmit at channel 5500MHz by 802.11n-HT20 Ant 3	

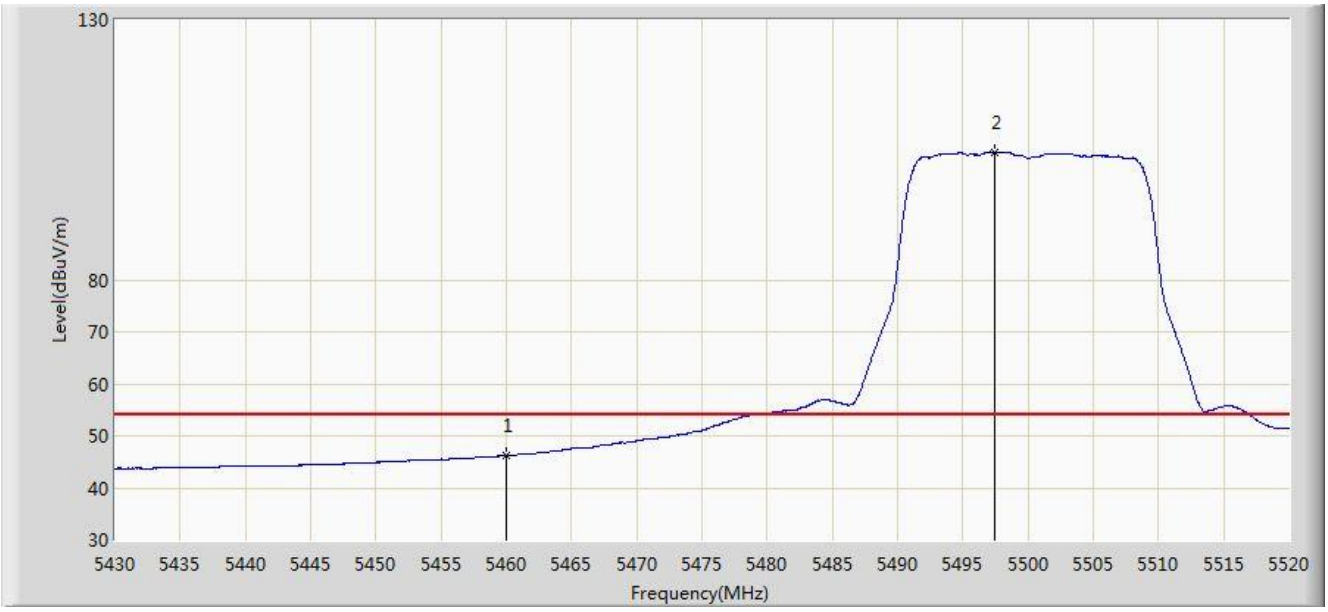

No	Flag	Mark	Frequency (MHz)	Measure Level (dBuV/m)	Reading Level (dBuV)	Margin (dB)	Limit (dBuV/m)	Factor (dB)	Type
1			5460.000	46.203	42.023	-7.797	54.000	4.180	AV
2		*	5497.410	104.577	100.312	N/A	N/A	4.264	AV

Note: Measure Level (dBµV/m) = Reading Level (dBµV) + Factor (dB)

Factor (dB) = Cable Loss (dB) + Antenna Factor (dB/m) - Pre_Amplifier Gain (dB)

Site: AC1	Time: 2016/09/08 - 00:53
Limit: FCC_Part15.209_RE(3m)	Engineer: Kevin Ker
Probe: BBHA9120D_1GHz_18GHz	Polarity: Vertical
EUT: Wi-Fi AP 4x4 OD direct antenna US	Power: AC 120V/60Hz
Test Mode: Transmit at channel 5500MHz by 802.11n-HT20 Ant 3	

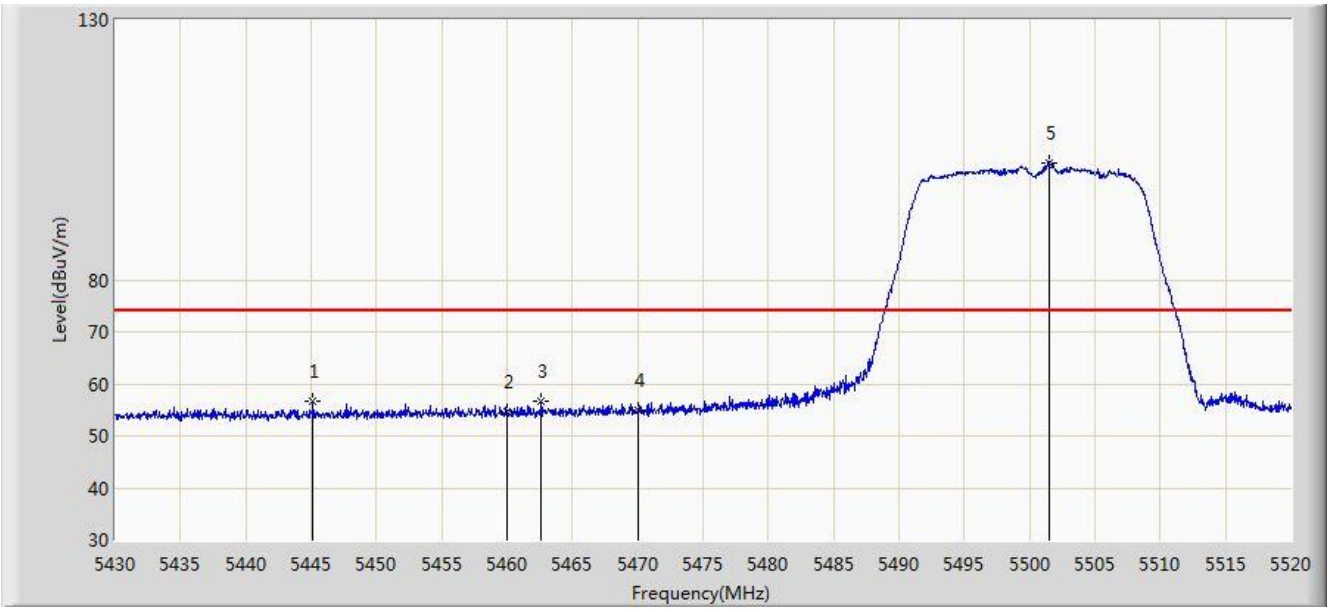

No	Flag	Mark	Frequency (MHz)	Measure Level (dBuV/m)	Reading Level (dBuV)	Margin (dB)	Limit (dBuV/m)	Factor (dB)	Type
1			5445.165	56.541	52.402	-17.459	74.000	4.140	PK
2			5460.000	54.595	50.415	-19.405	74.000	4.180	PK
3			5462.625	56.523	52.337	-17.477	74.000	4.186	PK
4			5470.000	54.855	50.653	-19.145	74.000	4.202	PK
5		*	5501.460	102.587	98.311	N/A	N/A	4.276	PK

Note: Measure Level (dBμV/m) = Reading Level (dBμV) + Factor (dB)

Factor (dB) = Cable Loss (dB) + Antenna Factor (dB/m) - Pre_Amplifier Gain (dB)

Site: AC1	Time: 2016/09/08 - 00:54
Limit: FCC_Part15.209_RE(3m)	Engineer: Kevin Ker
Probe: BBHA9120D_1GHz_18GHz	Polarity: Vertical
EUT: Wi-Fi AP 4x4 OD direct antenna US	Power: AC 120V/60Hz
Test Mode: Transmit at channel 5500MHz by 802.11n-HT20 Ant 3	

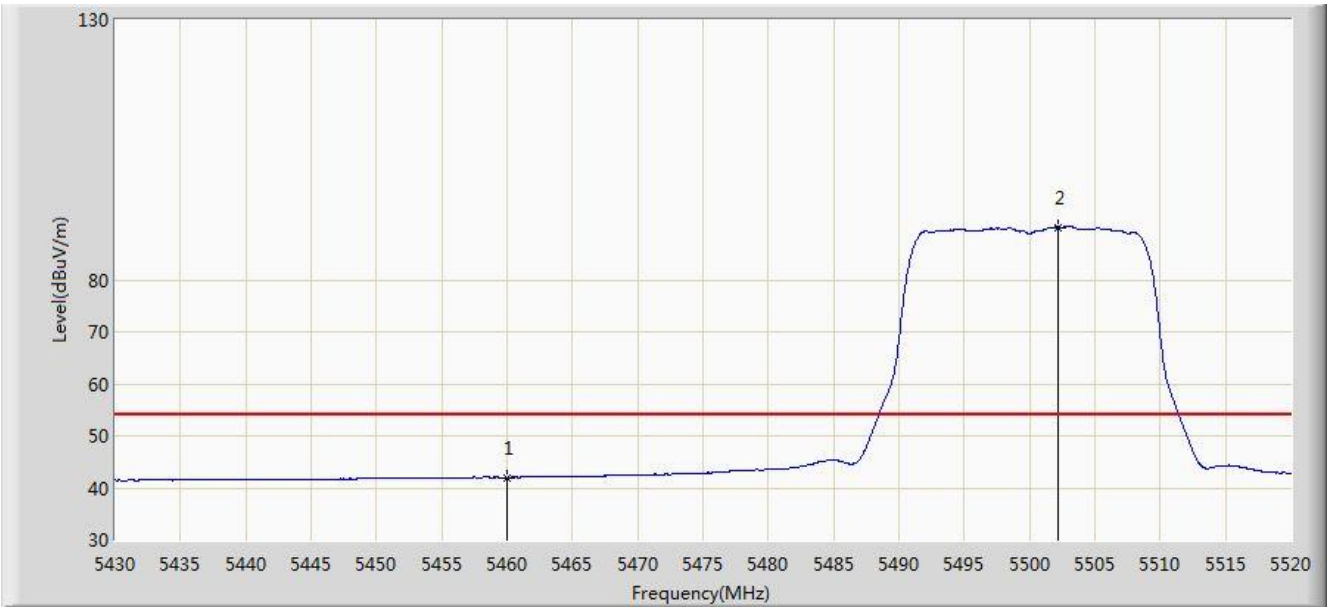

No	Flag	Mark	Frequency (MHz)	Measure Level (dBuV/m)	Reading Level (dBuV)	Margin (dB)	Limit (dBuV/m)	Factor (dB)	Type
1			5460.000	42.000	37.820	-12.000	54.000	4.180	AV
2		*	5502.225	90.098	85.819	N/A	N/A	4.278	AV

Note: Measure Level (dBµV/m) = Reading Level (dBµV) + Factor (dB)

Factor (dB) = Cable Loss (dB) + Antenna Factor (dB/m) - Pre_Amplifier Gain (dB)

Site: AC1	Time: 2016/09/08 - 00:54
Limit: FCC_Part15.209_RE(3m)	Engineer: Kevin Ker
Probe: BBHA9120D_1GHz_18GHz	Polarity: Horizontal
EUT: Wi-Fi AP 4x4 OD direct antenna US	Power: AC 120V/60Hz
Test Mode: Transmit at channel 5700MHz by 802.11n-HT20 Ant 3	

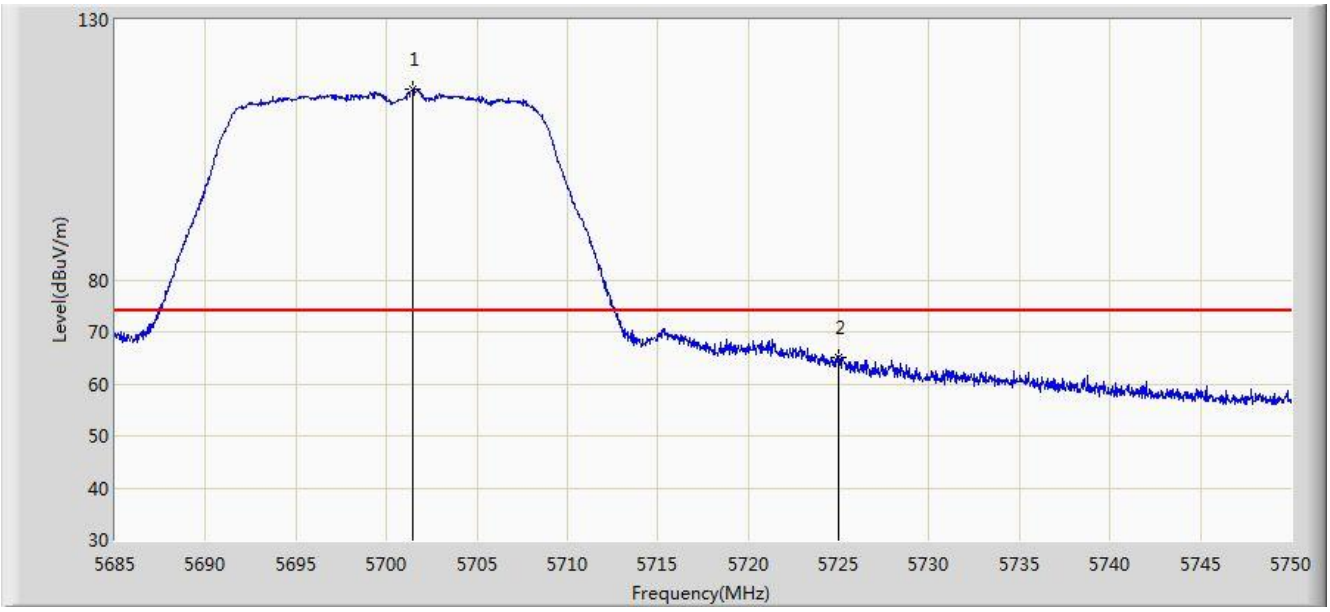

No	Flag	Mark	Frequency (MHz)	Measure Level (dBuV/m)	Reading Level (dBuV)	Margin (dB)	Limit (dBuV/m)	Factor (dB)	Type
1		*	5701.445	116.605	111.719	N/A	N/A	4.886	PK
2			5725.000	65.089	60.060	-8.911	74.000	5.029	PK

Note: Measure Level (dBµV/m) = Reading Level (dBµV) + Factor (dB)

Factor (dB) = Cable Loss (dB) + Antenna Factor (dB/m) - Pre_Amplifier Gain (dB)

Site: AC1	Time: 2016/09/08 - 00:55
Limit: FCC_Part15.209_RE(3m)	Engineer: Kevin Ker
Probe: BBHA9120D_1GHz_18GHz	Polarity: Horizontal
EUT: Wi-Fi AP 4x4 OD direct antenna US	Power: AC 120V/60Hz
Test Mode: Transmit at channel 5700MHz by 802.11n-HT20 Ant 3	

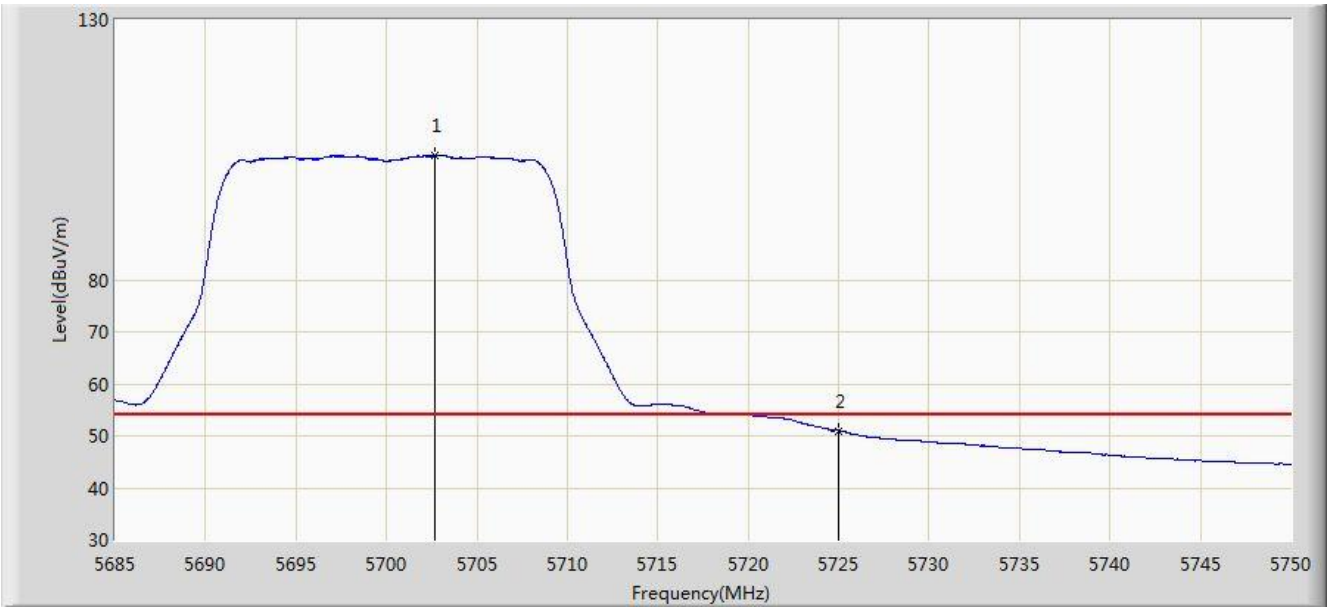

No	Flag	Mark	Frequency (MHz)	Measure Level (dBuV/m)	Reading Level (dBuV)	Margin (dB)	Limit (dBuV/m)	Factor (dB)	Type
1		*	5702.647	103.870	98.978	N/A	N/A	4.892	AV
2			5725.000	51.010	45.981	-2.990	54.000	5.029	AV

Note: Measure Level (dBµV/m) = Reading Level (dBµV) + Factor (dB)

Factor (dB) = Cable Loss (dB) + Antenna Factor (dB/m) - Pre_Amplifier Gain (dB)

Site: AC1	Time: 2016/09/08 - 00:56
Limit: FCC_Part15.209_RE(3m)	Engineer: Kevin Ker
Probe: BBHA9120D_1GHz_18GHz	Polarity: Vertical
EUT: Wi-Fi AP 4x4 OD direct antenna US	Power: AC 120V/60Hz
Test Mode: Transmit at channel 5700MHz by 802.11n-HT20 Ant 3	

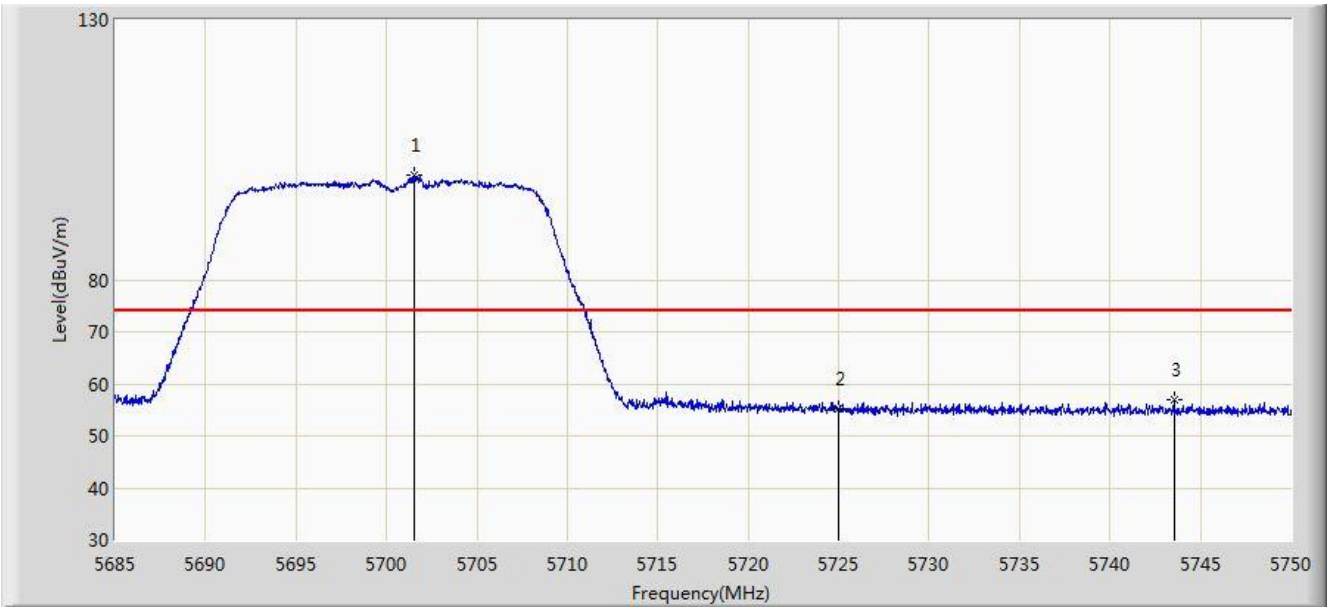

No	Flag	Mark	Frequency (MHz)	Measure Level (dBuV/m)	Reading Level (dBuV)	Margin (dB)	Limit (dBuV/m)	Factor (dB)	Type
1		*	5701.575	100.197	95.310	N/A	N/A	4.886	PK
2			5725.000	55.285	50.256	-18.715	74.000	5.029	PK
3			5743.533	56.922	51.775	-17.078	74.000	5.147	PK

Note: Measure Level (dBμV/m) = Reading Level (dBμV) + Factor (dB)

Factor (dB) = Cable Loss (dB) + Antenna Factor (dB/m) - Pre_Amplifier Gain (dB)

Site: AC1	Time: 2016/09/08 - 00:56
Limit: FCC_Part15.209_RE(3m)	Engineer: Kevin Ker
Probe: BBHA9120D_1GHz_18GHz	Polarity: Vertical
EUT: Wi-Fi AP 4x4 OD direct antenna US	Power: AC 120V/60Hz
Test Mode: Transmit at channel 5700MHz by 802.11n-HT20 Ant 3	

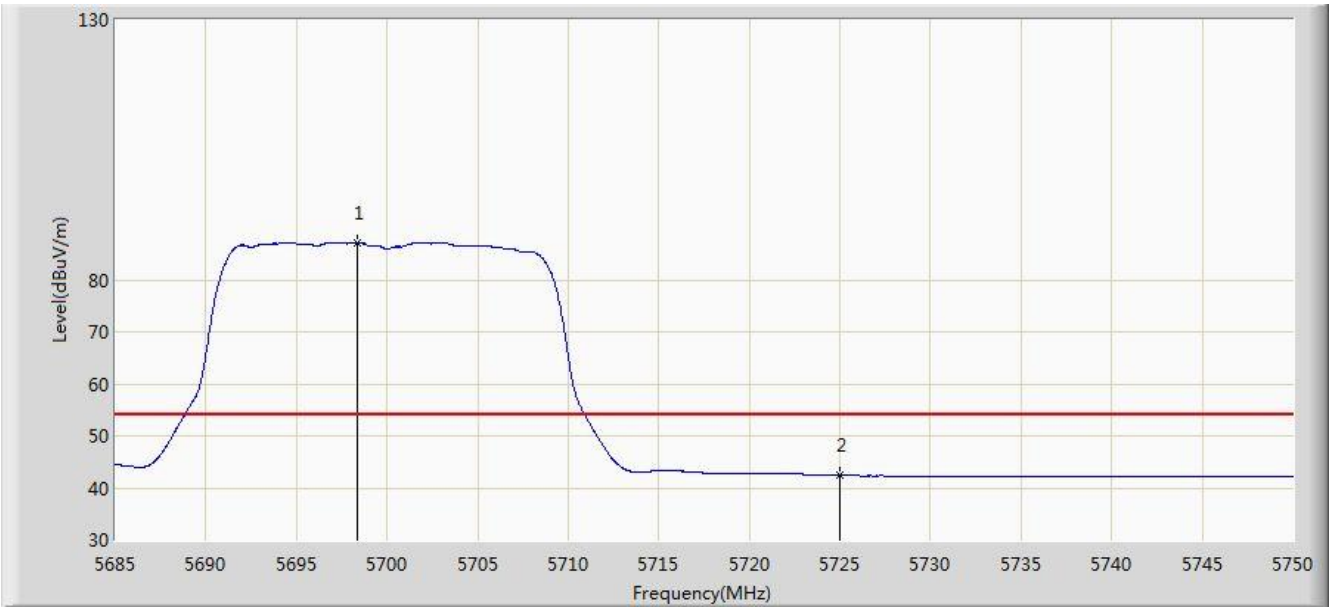

No	Flag	Mark	Frequency (MHz)	Measure Level (dBuV/m)	Reading Level (dBuV)	Margin (dB)	Limit (dBuV/m)	Factor (dB)	Type
1		*	5698.325	87.068	82.199	N/A	N/A	4.869	AV
2			5725.000	42.421	37.392	-11.579	54.000	5.029	AV

Note: Measure Level (dBµV/m) = Reading Level (dBµV) + Factor (dB)

Factor (dB) = Cable Loss (dB) + Antenna Factor (dB/m) - Pre_Amplifier Gain (dB)

Site: AC1	Time: 2016/09/08 - 01:03
Limit: FCC_Part15.209_RE(3m)	Engineer: Kevin Ker
Probe: BBHA9120D_1GHz_18GHz	Polarity: Horizontal
EUT: Wi-Fi AP 4x4 OD direct antenna US	Power: AC 120V/60Hz
Test Mode: Transmit at channel 5310MHz by 802.11n-HT40 Ant 3	

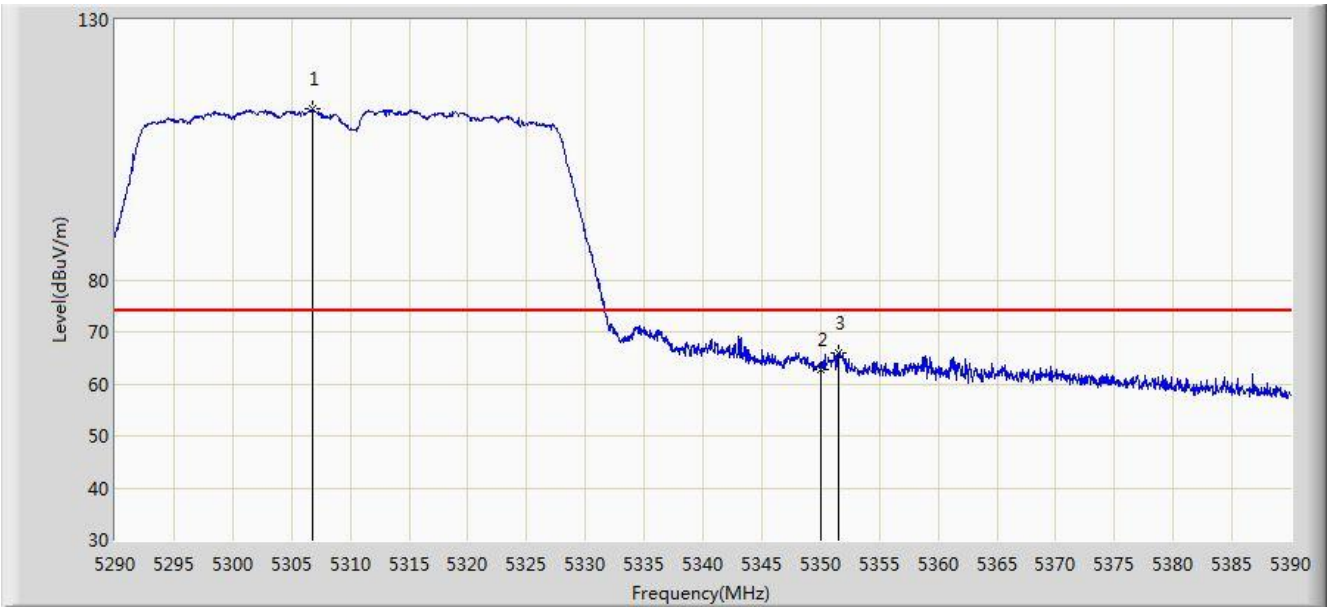

No	Flag	Mark	Frequency (MHz)	Measure Level (dBuV/m)	Reading Level (dBuV)	Margin (dB)	Limit (dBuV/m)	Factor (dB)	Type
1		*	5306.750	112.776	108.952	N/A	N/A	3.824	PK
2			5350.000	62.676	58.771	-11.324	74.000	3.904	PK
3			5351.550	65.905	61.997	-8.095	74.000	3.908	PK

Note: Measure Level (dBµV/m) = Reading Level (dBµV) + Factor (dB)

Factor (dB) = Cable Loss (dB) + Antenna Factor (dB/m) - Pre_Amplifier Gain (dB)

Site: AC1	Time: 2016/09/08 - 01:04
Limit: FCC_Part15.209_RE(3m)	Engineer: Kevin Ker
Probe: BBHA9120D_1GHz_18GHz	Polarity: Horizontal
EUT: Wi-Fi AP 4x4 OD direct antenna US	Power: AC 120V/60Hz
Test Mode: Transmit at channel 5310MHz by 802.11n-HT40 Ant 3	

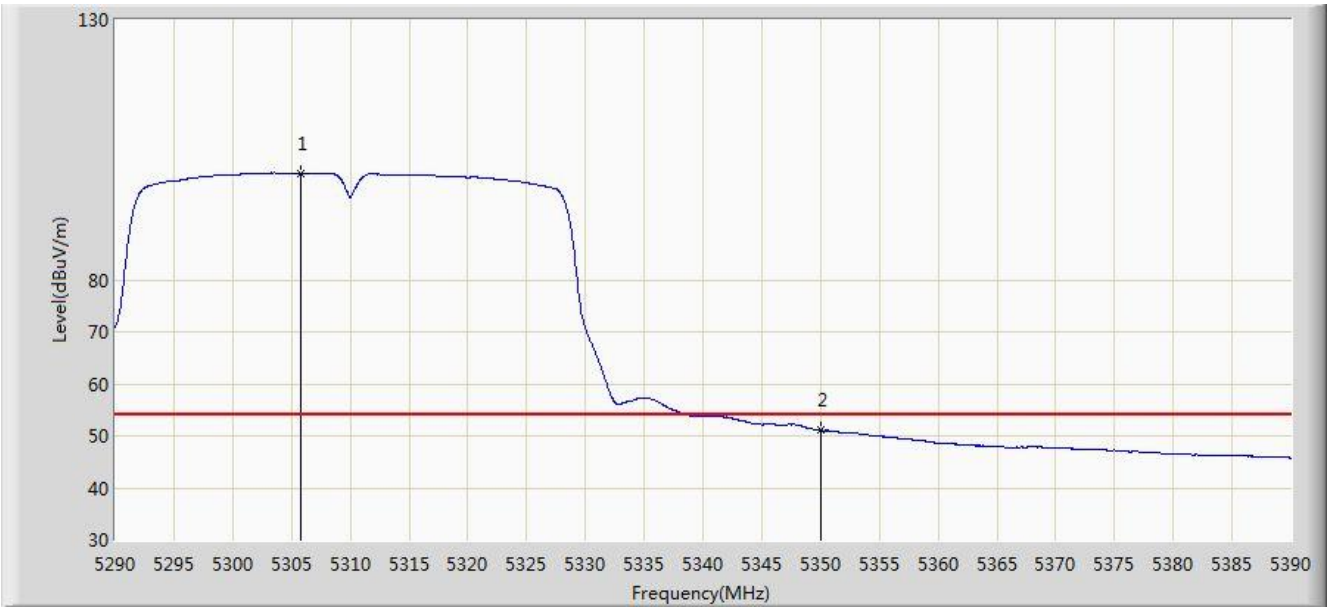

No	Flag	Mark	Frequency (MHz)	Measure Level (dBuV/m)	Reading Level (dBuV)	Margin (dB)	Limit (dBuV/m)	Factor (dB)	Type
1		*	5305.800	100.371	96.549	N/A	N/A	3.821	AV
2			5350.000	51.124	47.219	-2.876	54.000	3.904	AV

Note: Measure Level (dBµV/m) = Reading Level (dBµV) + Factor (dB)

Factor (dB) = Cable Loss (dB) + Antenna Factor (dB/m) - Pre_Amplifier Gain (dB)

Site: AC1	Time: 2016/09/08 - 01:05
Limit: FCC_Part15.209_RE(3m)	Engineer: Kevin Ker
Probe: BBHA9120D_1GHz_18GHz	Polarity: Vertical
EUT: Wi-Fi AP 4x4 OD direct antenna US	Power: AC 120V/60Hz
Test Mode: Transmit at channel 5310MHz by 802.11n-HT40 Ant 3	

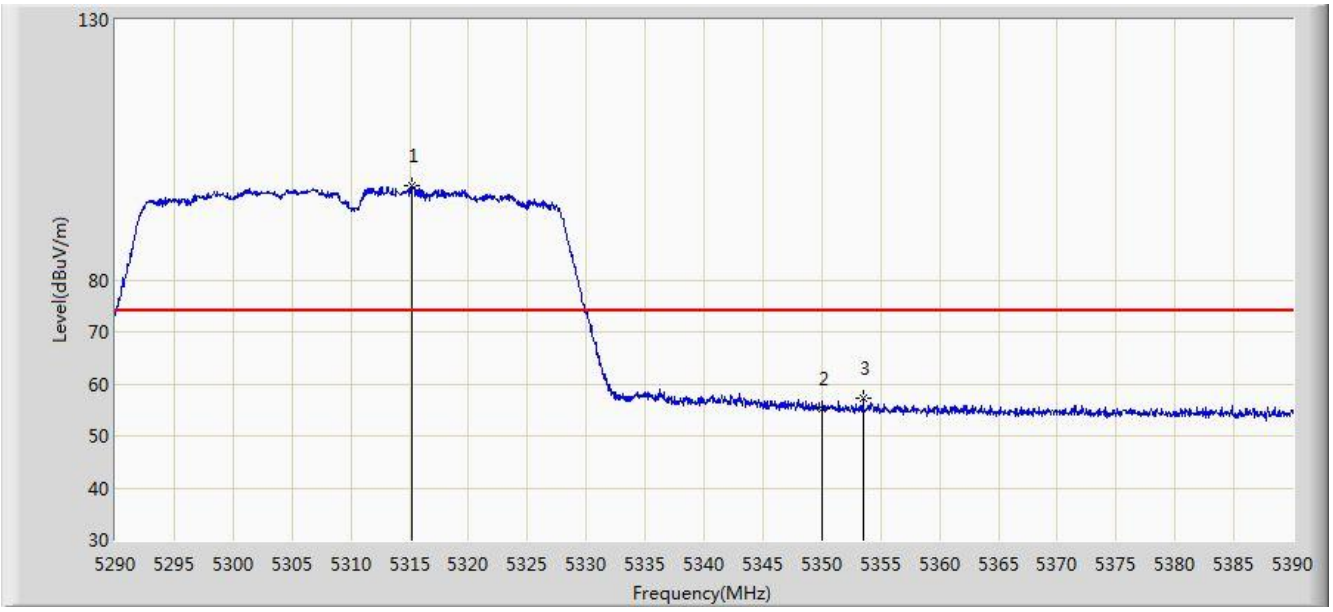

No	Flag	Mark	Frequency (MHz)	Measure Level (dBuV/m)	Reading Level (dBuV)	Margin (dB)	Limit (dBuV/m)	Factor (dB)	Type
1		*	5315.250	98.073	94.233	N/A	N/A	3.840	PK
2			5350.000	55.178	51.273	-18.822	74.000	3.904	PK
3			5353.500	57.104	53.193	-16.896	74.000	3.911	PK

Note: Measure Level (dBµV/m) = Reading Level (dBµV) + Factor (dB)

Factor (dB) = Cable Loss (dB) + Antenna Factor (dB/m) - Pre_Amplifier Gain (dB)

Site: AC1	Time: 2016/09/08 - 01:06
Limit: FCC_Part15.209_RE(3m)	Engineer: Kevin Ker
Probe: BBHA9120D_1GHz_18GHz	Polarity: Vertical
EUT: Wi-Fi AP 4x4 OD direct antenna US	Power: AC 120V/60Hz
Test Mode: Transmit at channel 5310MHz by 802.11n-HT40 Ant 3	

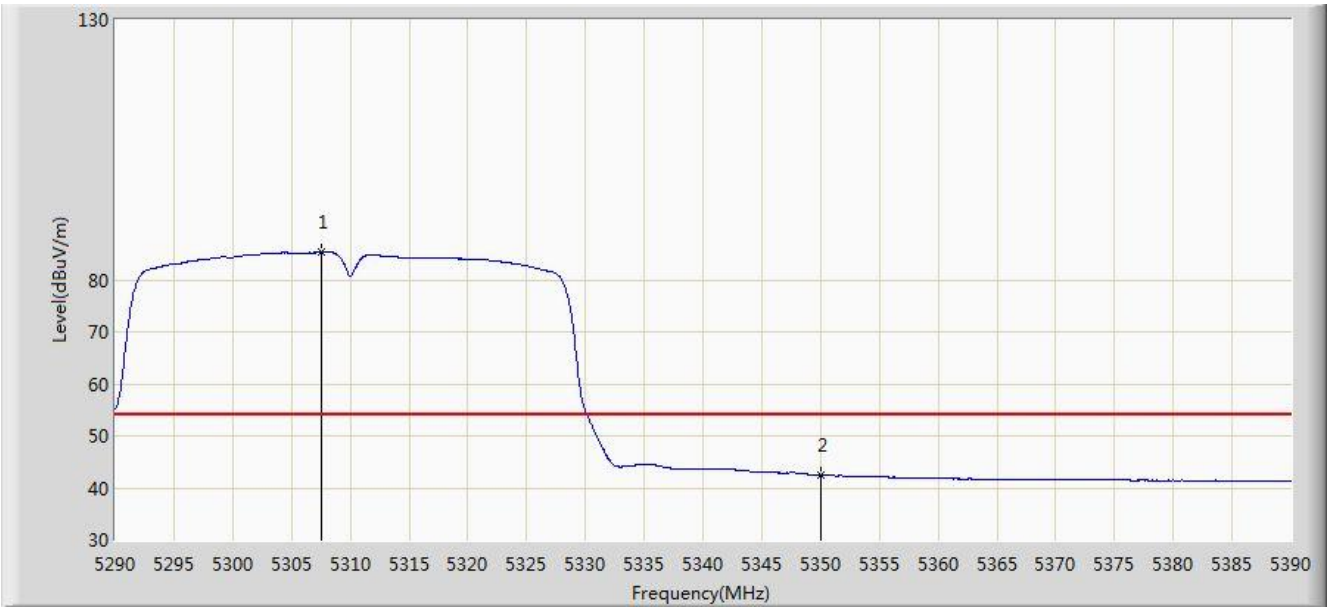

No	Flag	Mark	Frequency (MHz)	Measure Level (dBuV/m)	Reading Level (dBuV)	Margin (dB)	Limit (dBuV/m)	Factor (dB)	Type
1		*	5307.500	85.260	81.435	N/A	N/A	3.825	AV
2			5350.000	42.492	38.587	-11.508	54.000	3.904	AV

Note: Measure Level (dBµV/m) = Reading Level (dBµV) + Factor (dB)

Factor (dB) = Cable Loss (dB) + Antenna Factor (dB/m) - Pre_Amplifier Gain (dB)

Site: AC1	Time: 2016/09/08 - 01:06
Limit: FCC_Part15.209_RE(3m)	Engineer: Kevin Ker
Probe: BBHA9120D_1GHz_18GHz	Polarity: Horizontal
EUT: Wi-Fi AP 4x4 OD direct antenna US	Power: AC 120V/60Hz
Test Mode: Transmit at channel 5510MHz by 802.11n-HT40 Ant 3	

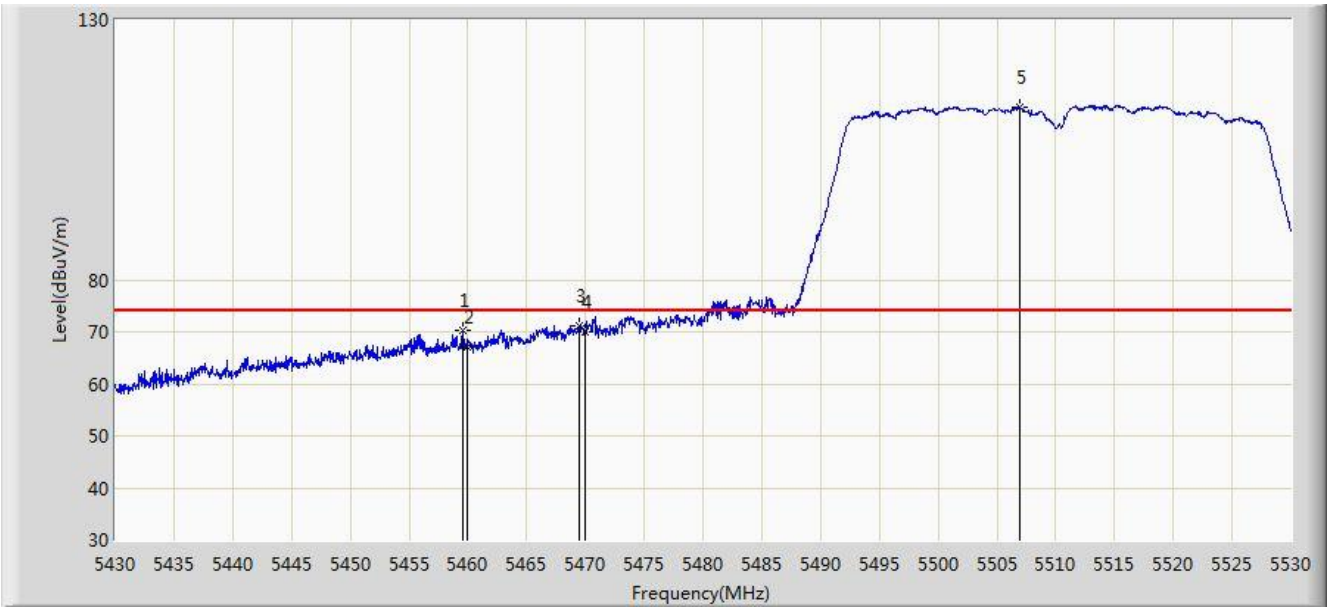

No	Flag	Mark	Frequency (MHz)	Measure Level (dBuV/m)	Reading Level (dBuV)	Margin (dB)	Limit (dBuV/m)	Factor (dB)	Type
1			5459.550	70.163	65.984	-3.837	74.000	4.180	PK
2			5460.000	67.233	63.053	-6.767	74.000	4.180	PK
3			5469.500	71.195	66.994	-2.805	74.000	4.202	PK
4			5470.000	70.019	65.817	-3.981	74.000	4.202	PK
5		*	5506.950	113.154	108.862	N/A	N/A	4.292	PK

Note: Measure Level (dBμV/m) = Reading Level (dBμV) + Factor (dB)

Factor (dB) = Cable Loss (dB) + Antenna Factor (dB/m) - Pre_Amplifier Gain (dB)

Site: AC1	Time: 2016/09/08 - 01:07
Limit: FCC_Part15.209_RE(3m)	Engineer: Kevin Ker
Probe: BBHA9120D_1GHz_18GHz	Polarity: Horizontal
EUT: Wi-Fi AP 4x4 OD direct antenna US	Power: AC 120V/60Hz
Test Mode: Transmit at channel 5510MHz by 802.11n-HT40 Ant 3	

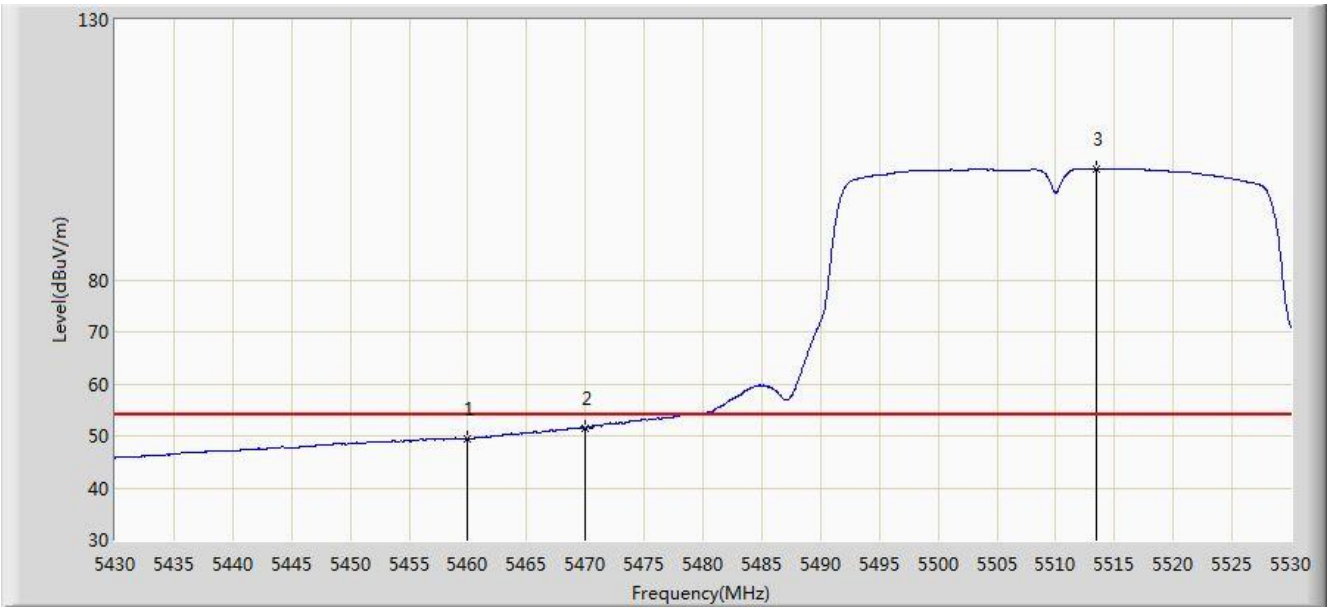

No	Flag	Mark	Frequency (MHz)	Measure Level (dBuV/m)	Reading Level (dBuV)	Margin (dB)	Limit (dBuV/m)	Factor (dB)	Type
1			5460.000	49.463	45.283	-4.537	54.000	4.180	AV
2			5470.000	51.565	47.363	-2.435	54.000	4.202	AV
3		*	5513.500	101.295	96.984	N/A	N/A	4.311	AV

Note: Measure Level (dBµV/m) = Reading Level (dBµV) + Factor (dB)

Factor (dB) = Cable Loss (dB) + Antenna Factor (dB/m) - Pre_Amplifier Gain (dB)

Site: AC1	Time: 2016/09/08 - 01:08
Limit: FCC_Part15.209_RE(3m)	Engineer: Kevin Ker
Probe: BBHA9120D_1GHz_18GHz	Polarity: Vertical
EUT: Wi-Fi AP 4x4 OD direct antenna US	Power: AC 120V/60Hz
Test Mode: Transmit at channel 5510MHz by 802.11n-HT40 Ant 3	

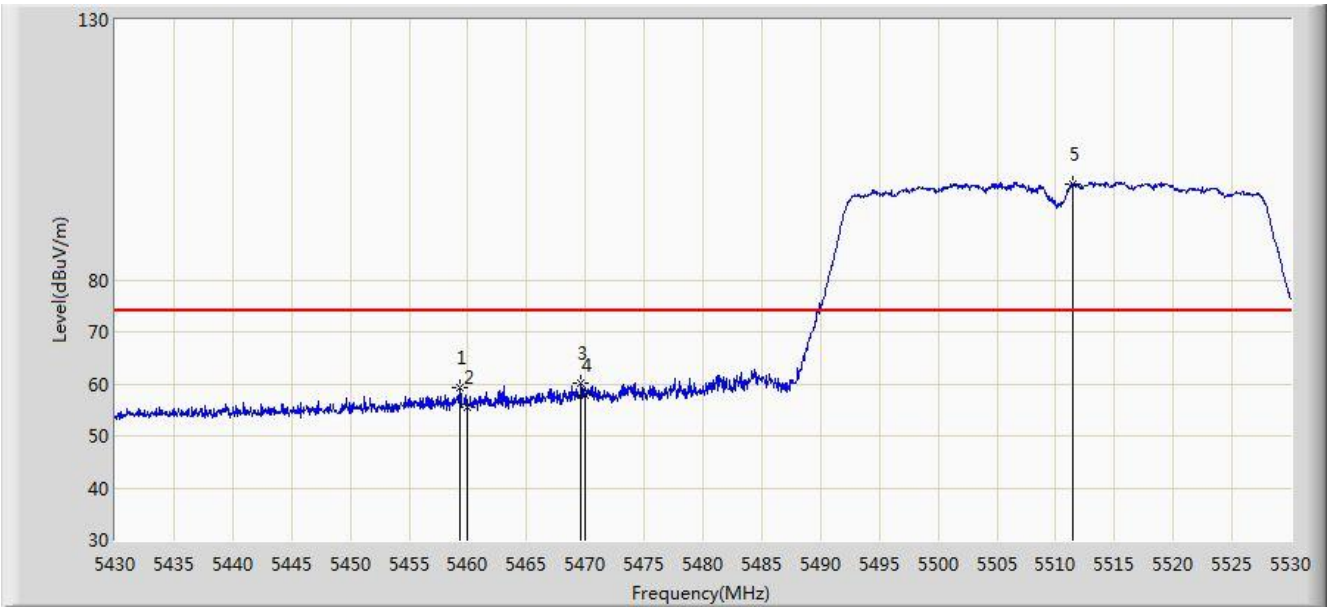

No	Flag	Mark	Frequency (MHz)	Measure Level (dBuV/m)	Reading Level (dBuV)	Margin (dB)	Limit (dBuV/m)	Factor (dB)	Type
1			5459.350	59.189	55.010	-14.811	74.000	4.178	PK
2			5460.000	55.406	51.226	-18.594	74.000	4.180	PK
3			5469.650	60.164	55.962	-13.836	74.000	4.202	PK
4			5470.000	57.925	53.723	-16.075	74.000	4.202	PK
5		*	5511.450	98.514	94.209	N/A	N/A	4.305	PK

Note: Measure Level (dBµV/m) = Reading Level (dBµV) + Factor (dB)

Factor (dB) = Cable Loss (dB) + Antenna Factor (dB/m) - Pre_Amplifier Gain (dB)

Site: AC1	Time: 2016/09/08 - 01:09
Limit: FCC_Part15.209_RE(3m)	Engineer: Kevin Ker
Probe: BBHA9120D_1GHz_18GHz	Polarity: Vertical
EUT: Wi-Fi AP 4x4 OD direct antenna US	Power: AC 120V/60Hz
Test Mode: Transmit at channel 5510MHz by 802.11n-HT40 Ant 3	

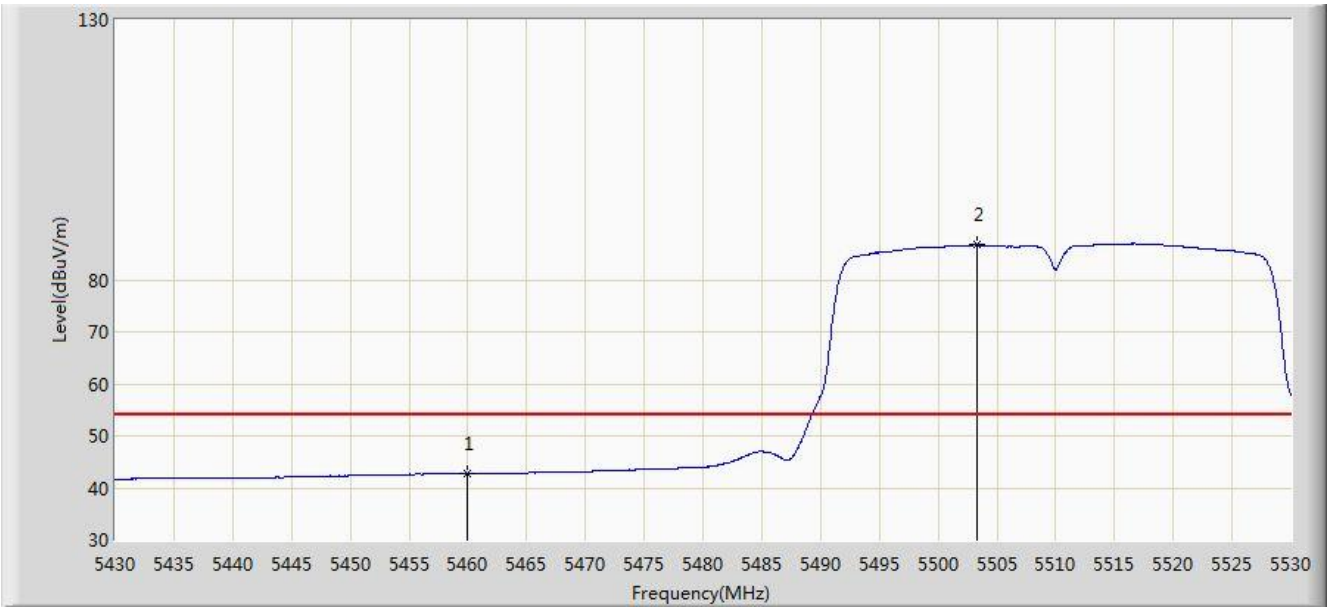

No	Flag	Mark	Frequency (MHz)	Measure Level (dBuV/m)	Reading Level (dBuV)	Margin (dB)	Limit (dBuV/m)	Factor (dB)	Type
1			5460.000	42.672	38.492	-11.328	54.000	4.180	AV
2		*	5503.350	86.693	82.411	N/A	N/A	4.281	AV

Note: Measure Level (dBµV/m) = Reading Level (dBµV) + Factor (dB)

Factor (dB) = Cable Loss (dB) + Antenna Factor (dB/m) - Pre_Amplifier Gain (dB)

Site: AC1	Time: 2016/09/08 - 01:10
Limit: FCC_Part15.209_RE(3m)	Engineer: Kevin Ker
Probe: BBHA9120D_1GHz_18GHz	Polarity: Horizontal
EUT: Wi-Fi AP 4x4 OD direct antenna US	Power: AC 120V/60Hz
Test Mode: Transmit at channel 5670MHz by 802.11n-HT40 Ant 3	

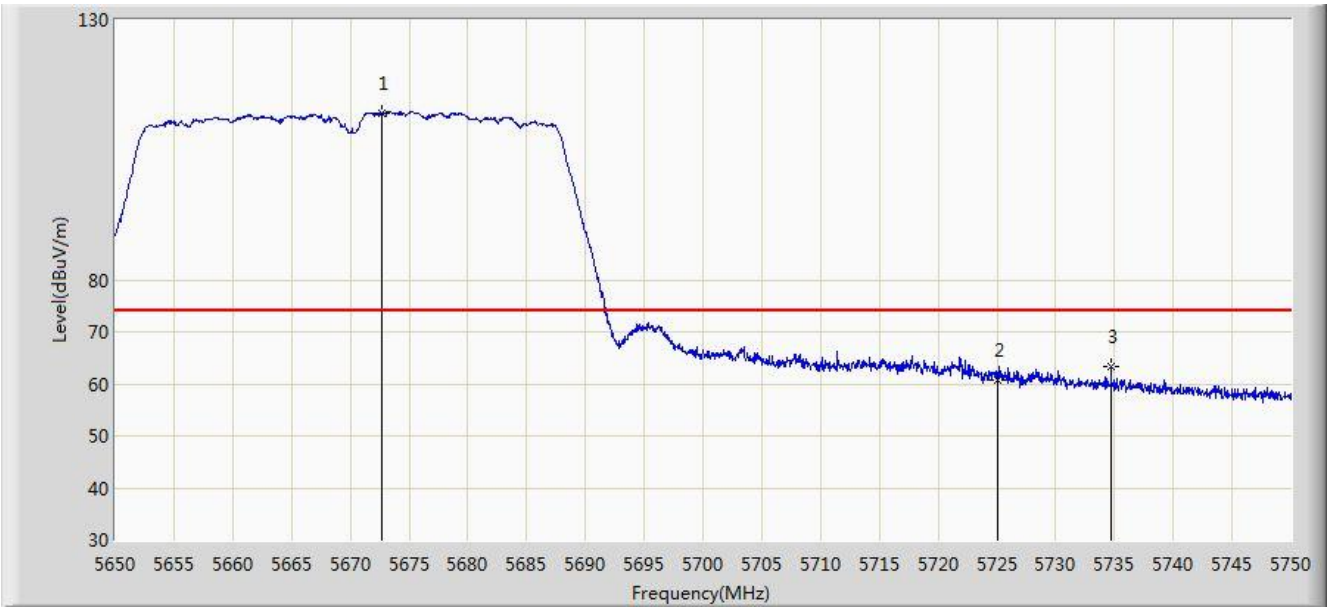

No	Flag	Mark	Frequency (MHz)	Measure Level (dBuV/m)	Reading Level (dBuV)	Margin (dB)	Limit (dBuV/m)	Factor (dB)	Type
1		*	5672.700	112.145	107.387	N/A	N/A	4.757	PK
2			5725.000	60.840	55.811	-13.160	74.000	5.029	PK
3			5734.700	63.352	58.261	-10.648	74.000	5.091	PK

Note: Measure Level (dBµV/m) = Reading Level (dBµV) + Factor (dB)

Factor (dB) = Cable Loss (dB) + Antenna Factor (dB/m) - Pre_Amplifier Gain (dB)

Site: AC1	Time: 2016/09/08 - 01:11
Limit: FCC_Part15.209_RE(3m)	Engineer: Kevin Ker
Probe: BBHA9120D_1GHz_18GHz	Polarity: Horizontal
EUT: Wi-Fi AP 4x4 OD direct antenna US	Power: AC 120V/60Hz
Test Mode: Transmit at channel 5670MHz by 802.11n-HT40 Ant 3	

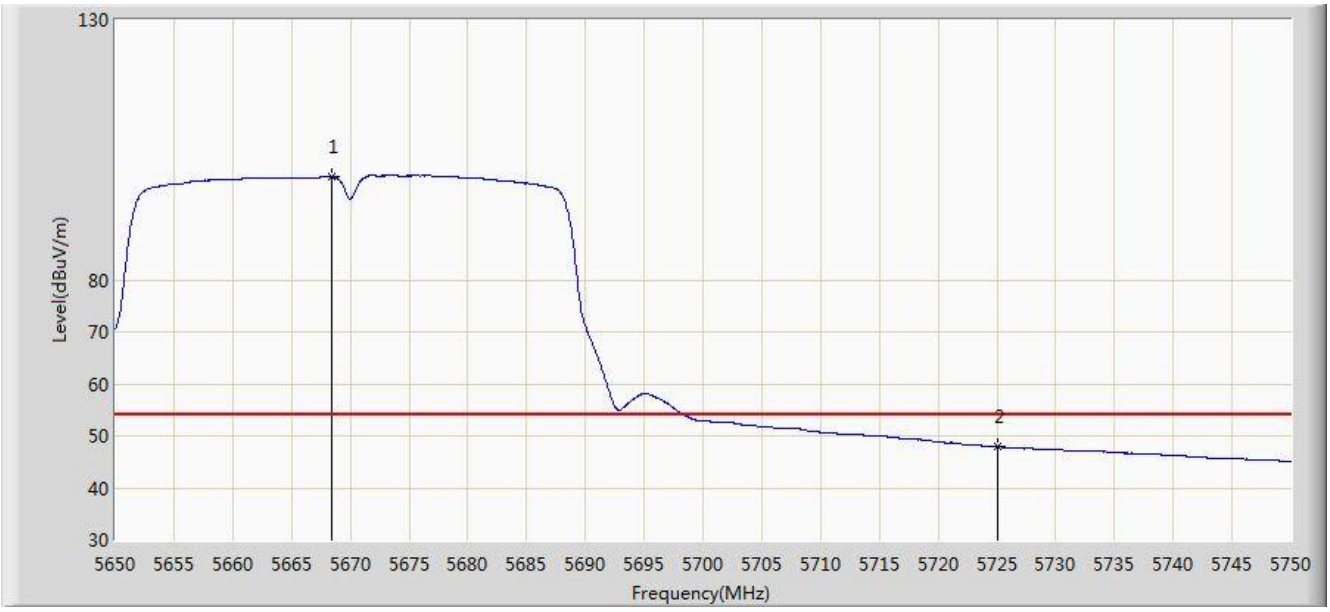

No	Flag	Mark	Frequency (MHz)	Measure Level (dBuV/m)	Reading Level (dBuV)	Margin (dB)	Limit (dBuV/m)	Factor (dB)	Type
1		*	5668.450	99.807	95.066	N/A	N/A	4.742	AV
2			5725.000	47.974	42.945	-6.026	54.000	5.029	AV

Note: Measure Level (dBµV/m) = Reading Level (dBµV) + Factor (dB)

Factor (dB) = Cable Loss (dB) + Antenna Factor (dB/m) - Pre_Amplifier Gain (dB)

Site: AC1	Time: 2016/09/08 - 01:13
Limit: FCC_Part15.209_RE(3m)	Engineer: Kevin Ker
Probe: BBHA9120D_1GHz_18GHz	Polarity: Vertical
EUT: Wi-Fi AP 4x4 OD direct antenna US	Power: AC 120V/60Hz
Test Mode: Transmit at channel 5670MHz by 802.11n-HT40 Ant 3	

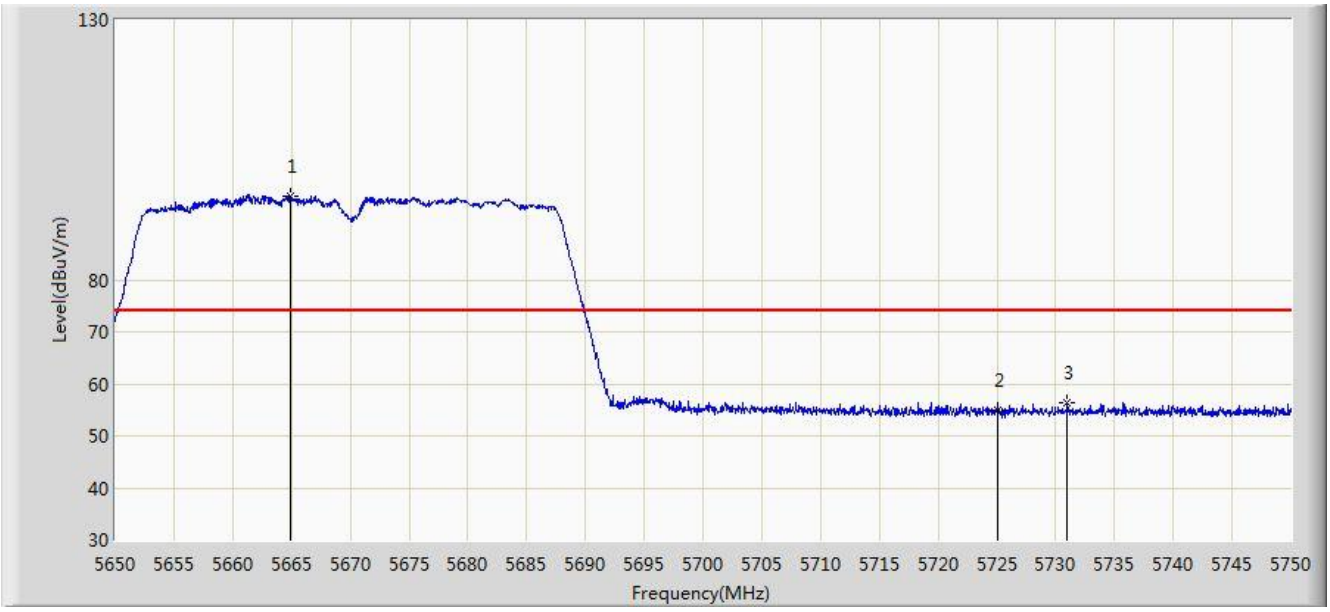

No	Flag	Mark	Frequency (MHz)	Measure Level (dBuV/m)	Reading Level (dBuV)	Margin (dB)	Limit (dBuV/m)	Factor (dB)	Type
1		*	5664.900	96.066	91.339	N/A	N/A	4.727	PK
2			5725.000	54.913	49.884	-19.087	74.000	5.029	PK
3			5731.000	56.385	51.318	-17.615	74.000	5.068	PK

Note: Measure Level (dBµV/m) = Reading Level (dBµV) + Factor (dB)

Factor (dB) = Cable Loss (dB) + Antenna Factor (dB/m) - Pre_Amplifier Gain (dB)

Site: AC1	Time: 2016/09/08 - 01:14
Limit: FCC_Part15.209_RE(3m)	Engineer: Kevin Ker
Probe: BBHA9120D_1GHz_18GHz	Polarity: Vertical
EUT: Wi-Fi AP 4x4 OD direct antenna US	Power: AC 120V/60Hz
Test Mode: Transmit at channel 5670MHz by 802.11n-HT40 Ant 3	

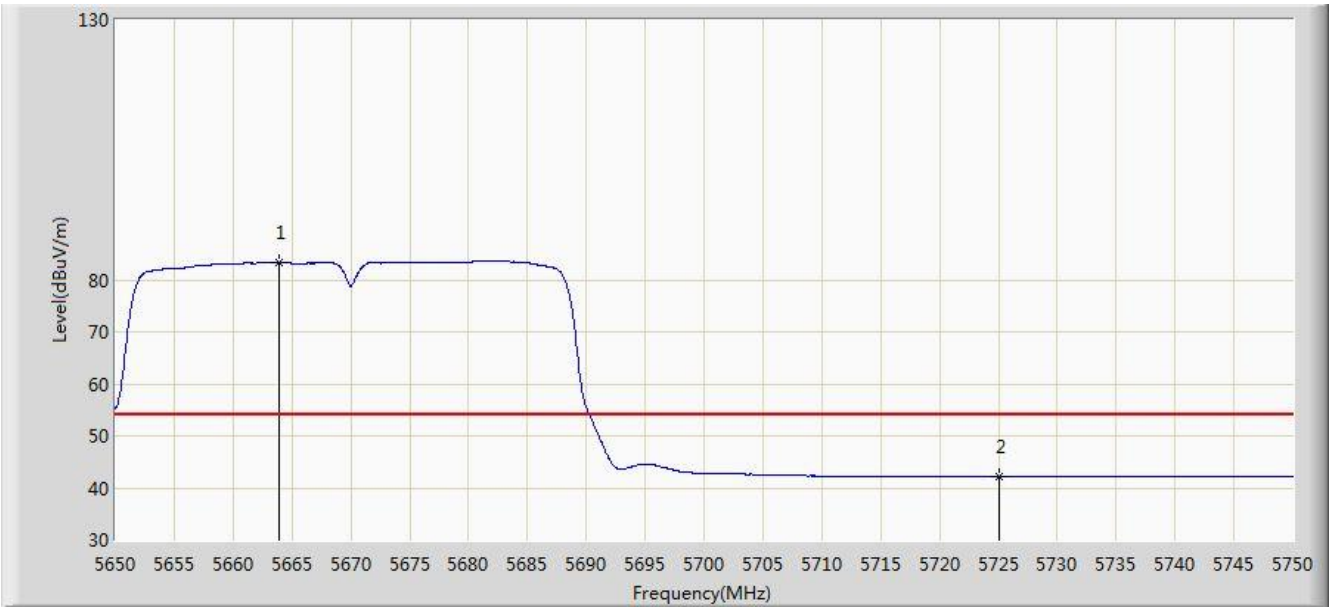

No	Flag	Mark	Frequency (MHz)	Measure Level (dBuV/m)	Reading Level (dBuV)	Margin (dB)	Limit (dBuV/m)	Factor (dB)	Type
1		*	5663.950	83.347	78.624	N/A	N/A	4.722	AV
2			5725.000	42.198	37.169	-11.802	54.000	5.029	AV

Note: Measure Level (dBµV/m) = Reading Level (dBµV) + Factor (dB)

Factor (dB) = Cable Loss (dB) + Antenna Factor (dB/m) - Pre_Amplifier Gain (dB)

Site: AC1	Time: 2016/09/08 - 01:22
Limit: FCC_Part15.209_RE(3m)	Engineer: Kevin Ker
Probe: BBHA9120D_1GHz_18GHz	Polarity: Horizontal
EUT: Wi-Fi AP 4x4 OD direct antenna US	Power: AC 120V/60Hz
Test Mode: Transmit at channel 5320MHz by 802.11ac-VHT20 Ant 3	

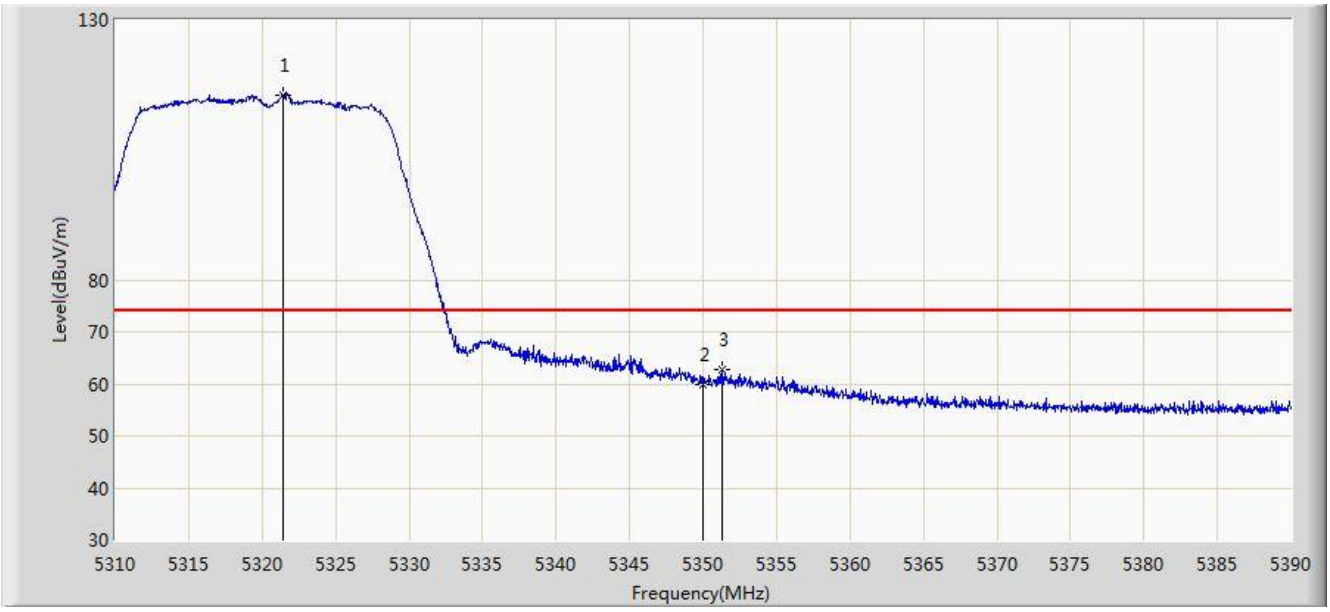

No	Flag	Mark	Frequency (MHz)	Measure Level (dBuV/m)	Reading Level (dBuV)	Margin (dB)	Limit (dBuV/m)	Factor (dB)	Type
1		*	5321.400	115.599	111.748	N/A	N/A	3.851	PK
2			5350.000	59.957	56.052	-14.043	74.000	3.904	PK
3			5351.320	62.616	58.709	-11.384	74.000	3.907	PK

Note: Measure Level (dBμV/m) = Reading Level (dBμV) + Factor (dB)

Factor (dB) = Cable Loss (dB) + Antenna Factor (dB/m) - Pre_Amplifier Gain (dB)

Site: AC1	Time: 2016/09/08 - 01:23
Limit: FCC_Part15.209_RE(3m)	Engineer: Kevin Ker
Probe: BBHA9120D_1GHz_18GHz	Polarity: Horizontal
EUT: Wi-Fi AP 4x4 OD direct antenna US	Power: AC 120V/60Hz
Test Mode: Transmit at channel 5320MHz by 802.11ac-VHT20 Ant 3	

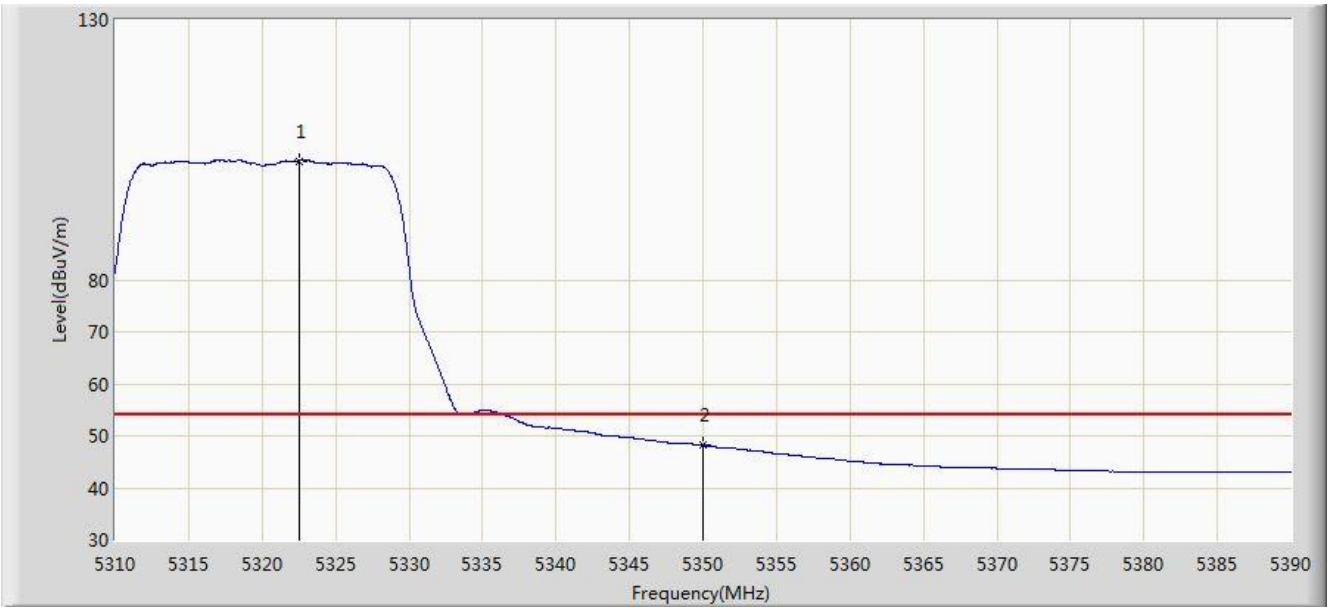

No	Flag	Mark	Frequency (MHz)	Measure Level (dBuV/m)	Reading Level (dBuV)	Margin (dB)	Limit (dBuV/m)	Factor (dB)	Type
1		*	5322.520	102.898	99.045	N/A	N/A	3.853	AV
2			5350.000	48.182	44.277	-5.818	54.000	3.904	AV

Note: Measure Level (dBµV/m) = Reading Level (dBµV) + Factor (dB)

Factor (dB) = Cable Loss (dB) + Antenna Factor (dB/m) - Pre_Amplifier Gain (dB)

Site: AC1	Time: 2016/09/08 - 01:23
Limit: FCC_Part15.209_RE(3m)	Engineer: Kevin Ker
Probe: BBHA9120D_1GHz_18GHz	Polarity: Vertical
EUT: Wi-Fi AP 4x4 OD direct antenna US	Power: AC 120V/60Hz
Test Mode: Transmit at channel 5320MHz by 802.11ac-VHT20 Ant 3	

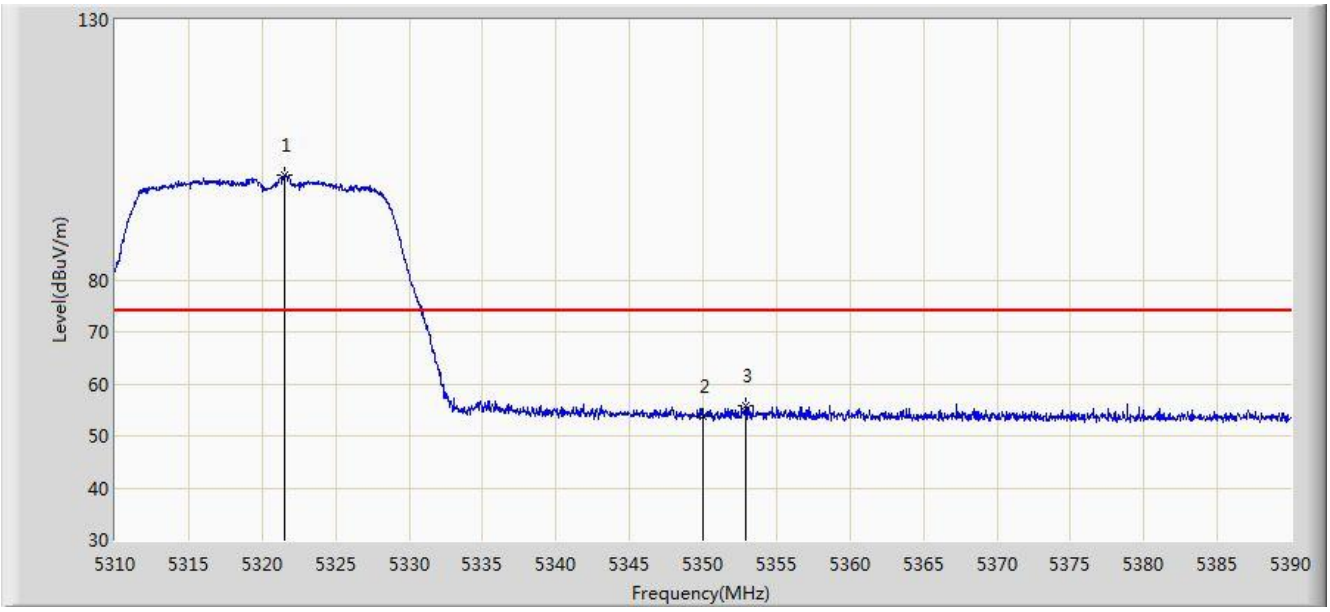

No	Flag	Mark	Frequency (MHz)	Measure Level (dBuV/m)	Reading Level (dBuV)	Margin (dB)	Limit (dBuV/m)	Factor (dB)	Type
1		*	5321.560	100.236	96.384	N/A	N/A	3.851	PK
2			5350.000	53.711	49.806	-20.289	74.000	3.904	PK
3			5352.880	55.728	51.818	-18.272	74.000	3.911	PK

Note: Measure Level (dBμV/m) = Reading Level (dBμV) + Factor (dB)

Factor (dB) = Cable Loss (dB) + Antenna Factor (dB/m) - Pre_Amplifier Gain (dB)

Site: AC1	Time: 2016/09/08 - 01:24
Limit: FCC_Part15.209_RE(3m)	Engineer: Kevin Ker
Probe: BBHA9120D_1GHz_18GHz	Polarity: Vertical
EUT: Wi-Fi AP 4x4 OD direct antenna US	Power: AC 120V/60Hz
Test Mode: Transmit at channel 5320MHz by 802.11ac-VHT20 Ant 3	

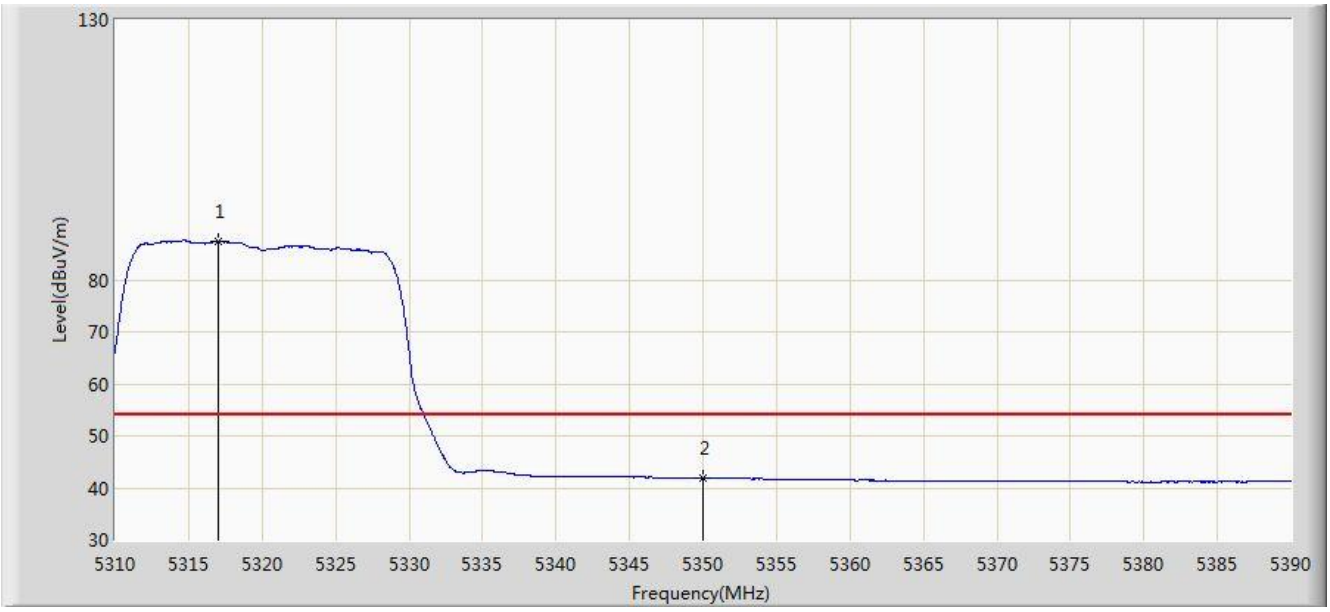

No	Flag	Mark	Frequency (MHz)	Measure Level (dBuV/m)	Reading Level (dBuV)	Margin (dB)	Limit (dBuV/m)	Factor (dB)	Type
1		*	5317.040	87.365	83.522	N/A	N/A	3.842	AV
2			5350.000	41.866	37.961	-12.134	54.000	3.904	AV

Note: Measure Level (dBµV/m) = Reading Level (dBµV) + Factor (dB)

Factor (dB) = Cable Loss (dB) + Antenna Factor (dB/m) - Pre_Amplifier Gain (dB)

Site: AC1	Time: 2016/09/08 - 01:24
Limit: FCC_Part15.209_RE(3m)	Engineer: Kevin Ker
Probe: BBHA9120D_1GHz_18GHz	Polarity: Horizontal
EUT: Wi-Fi AP 4x4 OD direct antenna US	Power: AC 120V/60Hz
Test Mode: Transmit at channel 5500MHz by 802.11ac-VHT20 Ant 3	

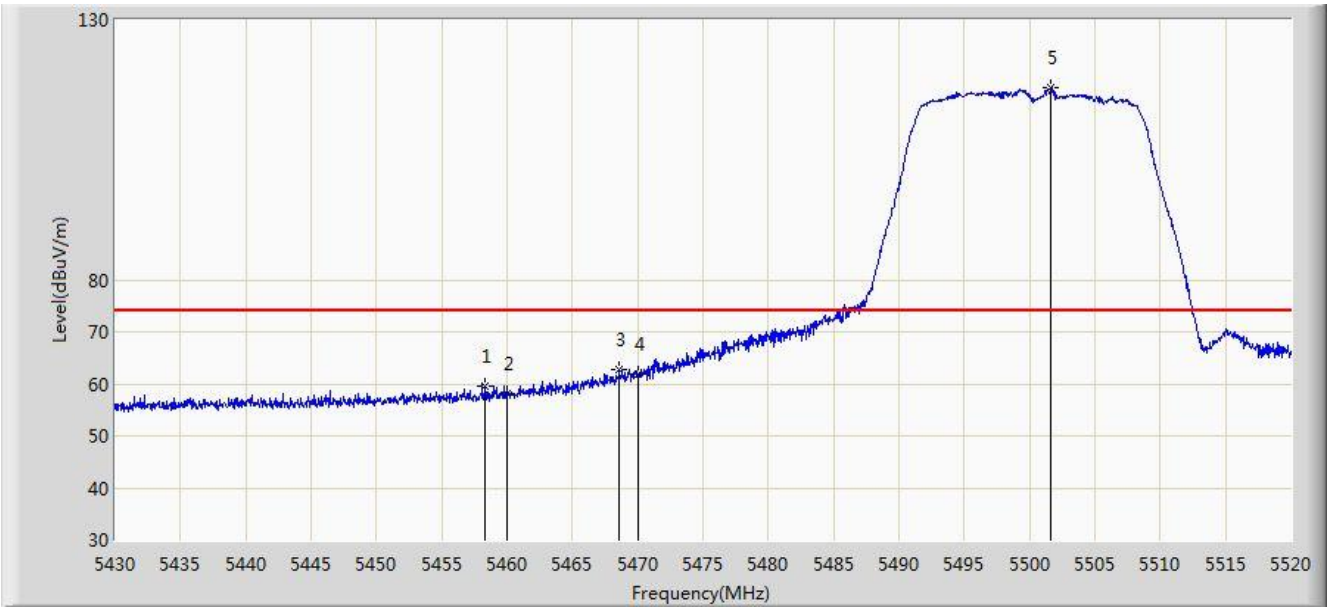

No	Flag	Mark	Frequency (MHz)	Measure Level (dBuV/m)	Reading Level (dBuV)	Margin (dB)	Limit (dBuV/m)	Factor (dB)	Type
1			5458.350	59.672	55.495	-14.328	74.000	4.177	PK
2			5460.000	58.012	53.832	-15.988	74.000	4.180	PK
3			5468.610	62.826	58.627	-11.174	74.000	4.199	PK
4			5470.000	61.777	57.575	-12.223	74.000	4.202	PK
5		*	5501.640	116.964	112.687	N/A	N/A	4.277	PK

Note: Measure Level (dBµV/m) = Reading Level (dBµV) + Factor (dB)

Factor (dB) = Cable Loss (dB) + Antenna Factor (dB/m) - Pre_Amplifier Gain (dB)

Site: AC1	Time: 2016/09/08 - 01:25
Limit: FCC_Part15.209_RE(3m)	Engineer: Kevin Ker
Probe: BBHA9120D_1GHz_18GHz	Polarity: Horizontal
EUT: Wi-Fi AP 4x4 OD direct antenna US	Power: AC 120V/60Hz
Test Mode: Transmit at channel 5500MHz by 802.11ac-VHT20 Ant 3	

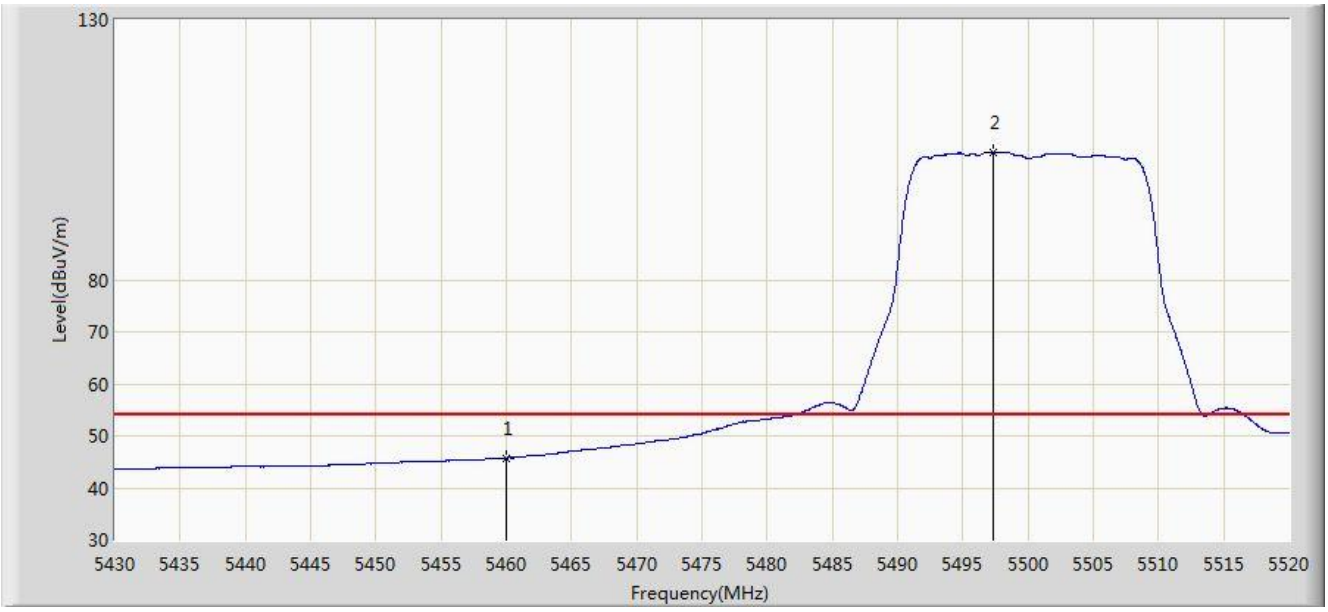

No	Flag	Mark	Frequency (MHz)	Measure Level (dBuV/m)	Reading Level (dBuV)	Margin (dB)	Limit (dBuV/m)	Factor (dB)	Type
1			5460.000	45.757	41.577	-8.243	54.000	4.180	AV
2		*	5497.275	104.574	100.310	N/A	N/A	4.264	AV

Note: Measure Level (dBµV/m) = Reading Level (dBµV) + Factor (dB)

Factor (dB) = Cable Loss (dB) + Antenna Factor (dB/m) - Pre_Amplifier Gain (dB)

Site: AC1	Time: 2016/09/08 - 01:26
Limit: FCC_Part15.209_RE(3m)	Engineer: Kevin Ker
Probe: BBHA9120D_1GHz_18GHz	Polarity: Vertical
EUT: Wi-Fi AP 4x4 OD direct antenna US	Power: AC 120V/60Hz
Test Mode: Transmit at channel 5500MHz by 802.11ac-VHT20 Ant 3	

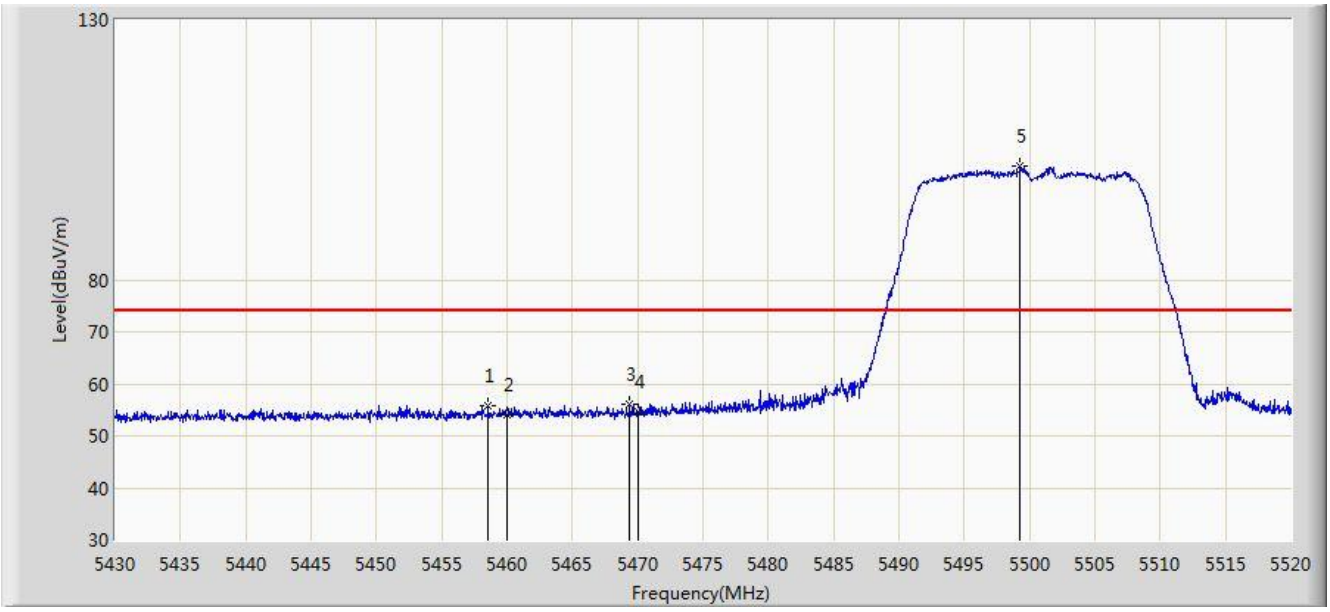

No	Flag	Mark	Frequency (MHz)	Measure Level (dBuV/m)	Reading Level (dBuV)	Margin (dB)	Limit (dBuV/m)	Factor (dB)	Type
1			5458.575	55.703	51.526	-18.297	74.000	4.178	PK
2			5460.000	54.091	49.911	-19.909	74.000	4.180	PK
3			5469.375	56.121	51.920	-17.879	74.000	4.201	PK
4			5470.000	54.600	50.398	-19.400	74.000	4.202	PK
5		*	5499.255	101.769	97.499	N/A	N/A	4.270	PK

Note: Measure Level (dBµV/m) = Reading Level (dBµV) + Factor (dB)

Factor (dB) = Cable Loss (dB) + Antenna Factor (dB/m) - Pre_Amplifier Gain (dB)

Site: AC1	Time: 2016/09/08 - 01:27
Limit: FCC_Part15.209_RE(3m)	Engineer: Kevin Ker
Probe: BBHA9120D_1GHz_18GHz	Polarity: Vertical
EUT: Wi-Fi AP 4x4 OD direct antenna US	Power: AC 120V/60Hz
Test Mode: Transmit at channel 5500MHz by 802.11ac-VHT20 Ant 3	

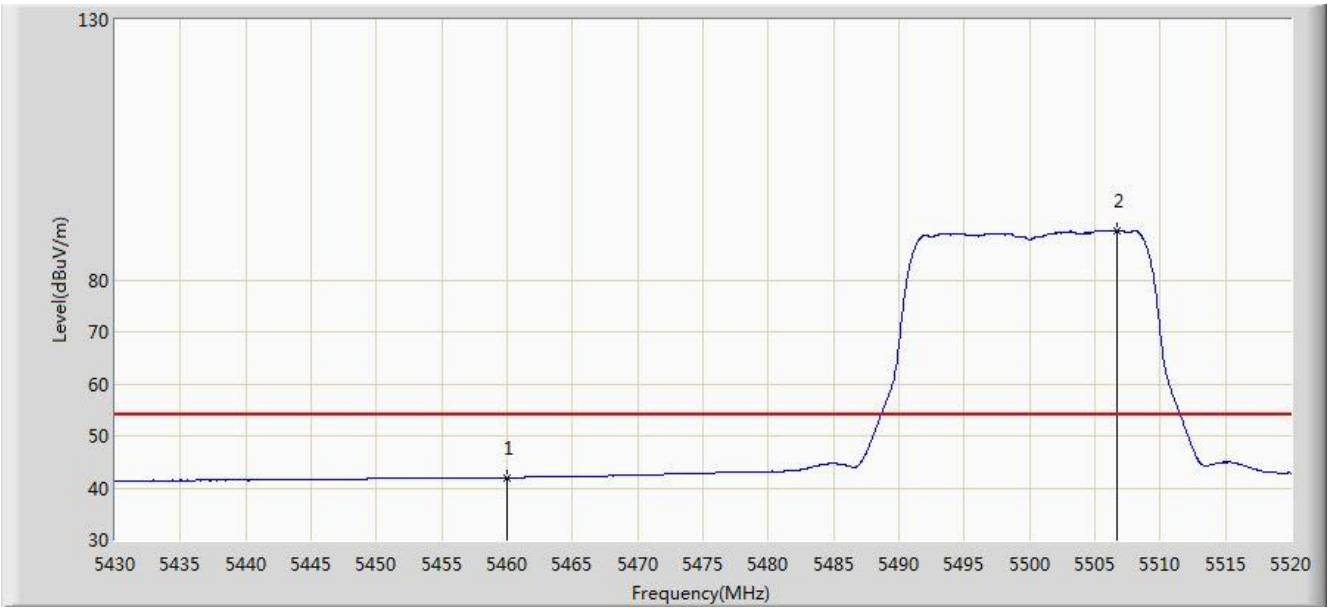

No	Flag	Mark	Frequency (MHz)	Measure Level (dBuV/m)	Reading Level (dBuV)	Margin (dB)	Limit (dBuV/m)	Factor (dB)	Type
1			5460.000	42.009	37.829	-11.991	54.000	4.180	AV
2		*	5506.725	89.485	85.193	N/A	N/A	4.292	AV

Note: Measure Level (dBµV/m) = Reading Level (dBµV) + Factor (dB)

Factor (dB) = Cable Loss (dB) + Antenna Factor (dB/m) - Pre_Amplifier Gain (dB)

Site: AC1	Time: 2016/09/08 - 01:28
Limit: FCC_Part15.209_RE(3m)	Engineer: Kevin Ker
Probe: BBHA9120D_1GHz_18GHz	Polarity: Horizontal
EUT: Wi-Fi AP 4x4 OD direct antenna US	Power: AC 120V/60Hz
Test Mode: Transmit at channel 5700MHz by 802.11ac-VHT20 Ant 3	

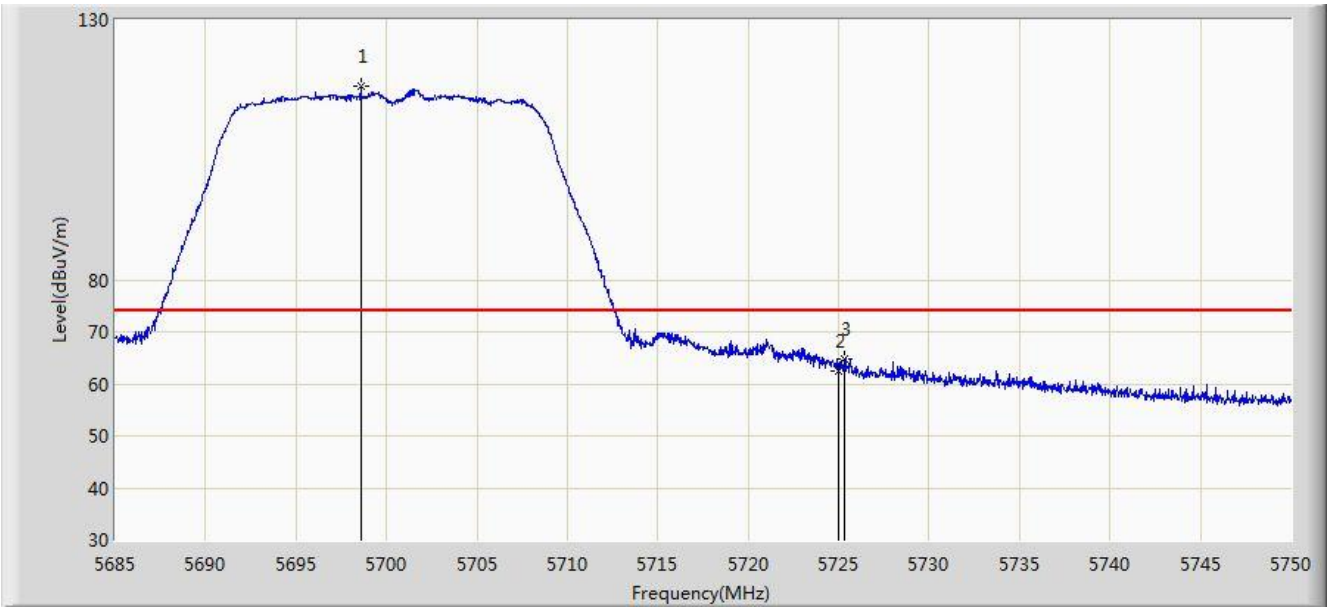

No	Flag	Mark	Frequency (MHz)	Measure Level (dBuV/m)	Reading Level (dBuV)	Margin (dB)	Limit (dBuV/m)	Factor (dB)	Type
1		*	5698.585	117.258	112.387	N/A	N/A	4.871	PK
2			5725.000	62.589	57.560	-11.411	74.000	5.029	PK
3			5725.333	64.914	59.883	-9.086	74.000	5.031	PK

Note: Measure Level (dBµV/m) = Reading Level (dBµV) + Factor (dB)

Factor (dB) = Cable Loss (dB) + Antenna Factor (dB/m) - Pre_Amplifier Gain (dB)

Site: AC1	Time: 2016/09/08 - 01:28
Limit: FCC_Part15.209_RE(3m)	Engineer: Kevin Ker
Probe: BBHA9120D_1GHz_18GHz	Polarity: Horizontal
EUT: Wi-Fi AP 4x4 OD direct antenna US	Power: AC 120V/60Hz
Test Mode: Transmit at channel 5700MHz by 802.11ac-VHT20 Ant 3	

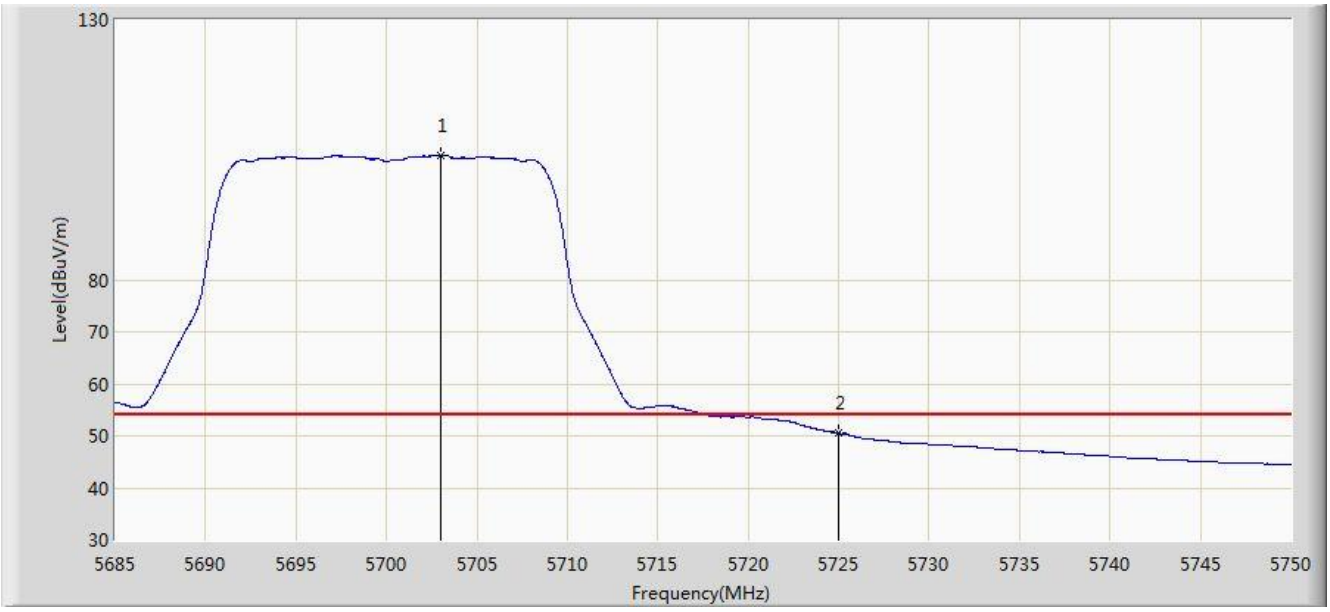

No	Flag	Mark	Frequency (MHz)	Measure Level (dBuV/m)	Reading Level (dBuV)	Margin (dB)	Limit (dBuV/m)	Factor (dB)	Type
1		*	5702.973	103.941	99.047	N/A	N/A	4.893	AV
2			5725.000	50.560	45.531	-3.440	54.000	5.029	AV

Note: Measure Level (dBµV/m) = Reading Level (dBµV) + Factor (dB)

Factor (dB) = Cable Loss (dB) + Antenna Factor (dB/m) - Pre_Amplifier Gain (dB)

Site: AC1	Time: 2016/09/08 - 01:29
Limit: FCC_Part15.209_RE(3m)	Engineer: Kevin Ker
Probe: BBHA9120D_1GHz_18GHz	Polarity: Vertical
EUT: Wi-Fi AP 4x4 OD direct antenna US	Power: AC 120V/60Hz
Test Mode: Transmit at channel 5700MHz by 802.11ac-VHT20 Ant 3	

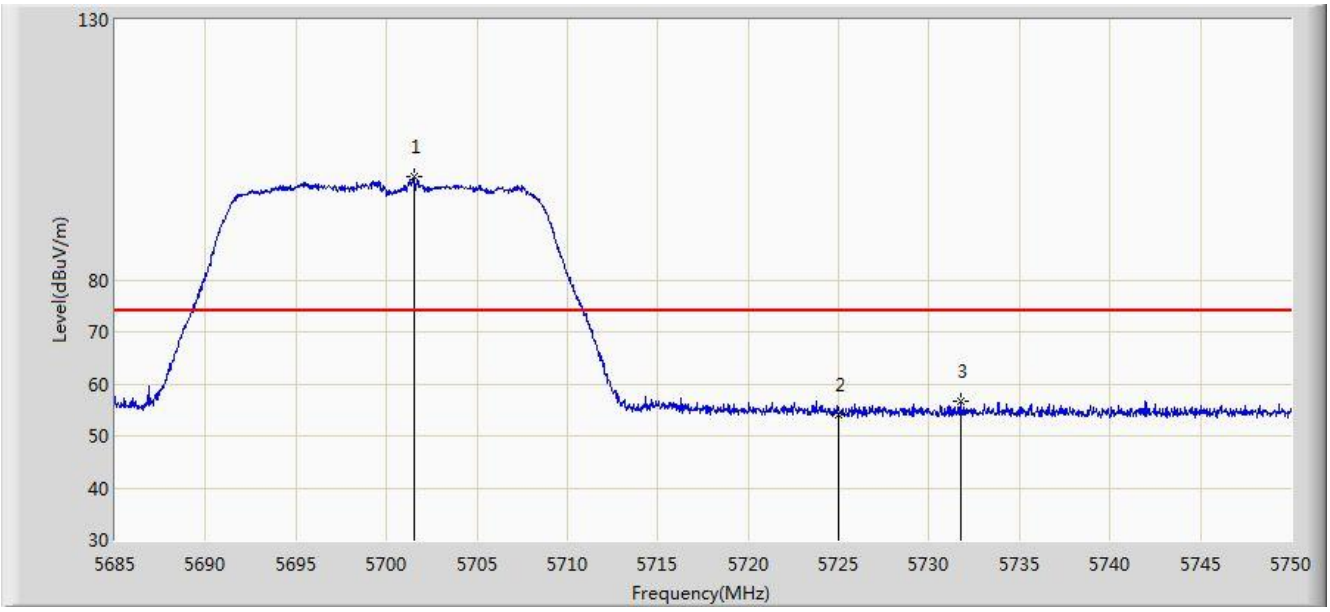

No	Flag	Mark	Frequency (MHz)	Measure Level (dBuV/m)	Reading Level (dBuV)	Margin (dB)	Limit (dBuV/m)	Factor (dB)	Type
1		*	5701.510	99.730	94.844	N/A	N/A	4.886	PK
2			5725.000	54.190	49.161	-19.810	74.000	5.029	PK
3			5731.735	56.687	51.615	-17.313	74.000	5.072	PK

Note: Measure Level (dBµV/m) = Reading Level (dBµV) + Factor (dB)

Factor (dB) = Cable Loss (dB) + Antenna Factor (dB/m) - Pre_Amplifier Gain (dB)