Test Setup Photos of the EUT

POE power supply:

Test Setup Photo(s) of Radiated Emissions Measurement



Fig. 1



Fig. 2

Test Setup Photo(s) of Conducted Emissions Measurement



Fig. 3

Adapter power supply:

Test Setup Photo(s) of Radiated Emissions Measurement



Fig. 4



Fig. 5

Test Setup Photo(s) of Conducted Emissions Measurement

Fig. 6