Annex A. TEST INSTRUMENT

Instrument	Model	Serial #	Cal Date	Cal Due	In use
RF Conducted Test					
Agilent ESA-E SERIES SPECTRUM ANALYZER	E4407B	MY45108319	09/15/2016	09/14/2017	☑
Power Splitter	1#	1#	08/30/2017	08/29/2018	☑
Universal Radio Communication Tester	CMU200	121393	09/24/2016	09/23/2017	☑
Wideband Radio Communication Tester	CMW500	120906	03/26/2017	03/25/2018	☑
Temperature/Humidity Chamber	UHL-270	001	10/08/2016	10/07/2017	☑
DC Power Supply	E3640A	MY40004013	09/16/2016	09/15/2017	☑
RF Power Sensor	Dare RPR3006C/P/W	AY554013	09/16/2016	09/15/2017	☑
Radiated Emissions					
EMI test receiver	ESL6	100262	09/16/2016	09/15/2017	☑
OPT 010 AMPLIFIER (0.1-1300MHz)	8447E	2727A02430	08/30/2017	08/29/2018	☑
Microwave Preamplifier (0.5 ~ 18GHz)	PAM-118	443008	08/30/2017	08/29/2018	☑
Bilog Antenna (30MHz~6GHz)	JB6	A110712	09/20/2016	09/19/2017	☑
Bilog Antenna (30MHz~2GHz)	JB1	A112017	09/20/2016	09/19/2017	☑
Double Ridge Horn Antenna (1 ~18GHz)	AH-118	71259	09/23/2016	09/22/2017	☑
Double Ridge Horn Antenna (1 ~18GHz)	AH-118	71283	09/23/2016	09/22/2017	☑
SYNTHESIZED SIGNAL GENERATOR	8665B	3744A01293	09/16/2016	09/15/2017	☑

Tunable Notch Filter	3NF-800/1000-S	AA4	08/30/2017	08/29/2018	☑
Tunable Notch Filter	3NF-1000/2000-S	AM 4	08/30/2017	08/29/2018	☑

Annex B. EUT And Test Setup Photographs

Annex B.i. Photograph: EUT External Photo

Whole Package View

Adapter - Lable View

EUT - Front View

EUT - Rear View

EUT - Top View

EUT - Bottom View



EUT - Left View



EUT - Right View

Annex B.ii. Photograph: EUT Internal Photo

Cover Off - Top View 1

Cover Off - Top View 2

Battery - Front View

Battery - Rear View



Mainboard with Shielding - Front View



Mainboard without Shielding - Front View



Mainboard – Rear View



LCD – Front View

LCD – Rear View

GSM/PCS/UMTS-FDD Antenna View

WIFI/BT/BLE/GPS - Antenna View



LTE - Antenna View



Annex B.iii. Photograph: Test Setup Photo

	
Radiated Spurious Emissions Test Setup Below 1GHz	Radiated Spurious Emissions Test Setup Above 1GHz

Annex C. TEST SETUP AND SUPPORTING EQUIPMENT

Annex C.ii. TEST SET UP BLOCK

Block Configuration Diagram for Radiated Emissions

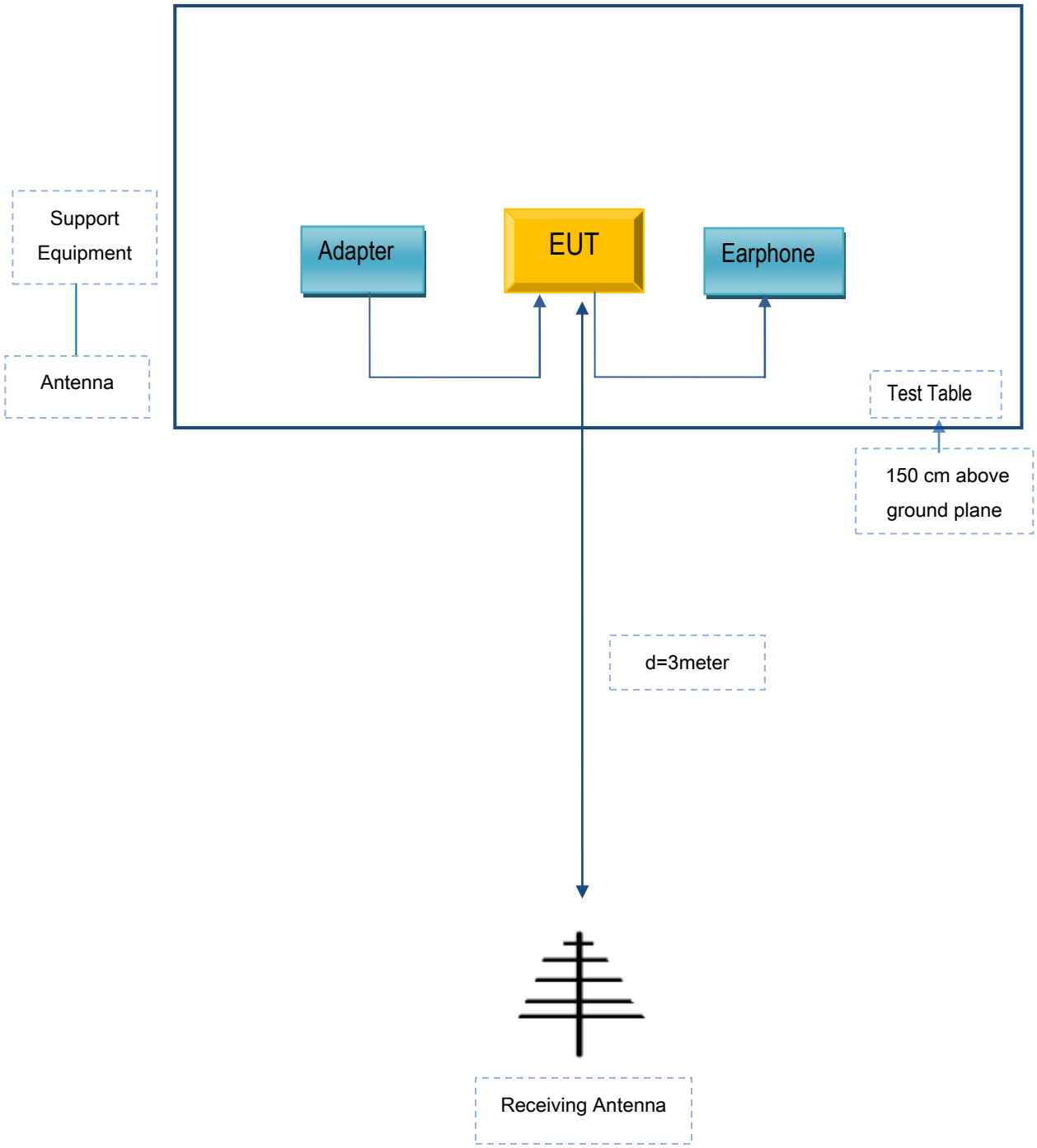

Annex C. iI. SUPPORTING EQUIPMENT DESCRIPTION

The following is a description of supporting equipment and details of cables used with the EUT.

Supporting Equipment:

Manufacturer	Equipment Description	Model	Serial No
MOBIWIRE MOBILES (NINGBO) CO.,LTD	Adapter	S005UA0500100	N/A
MOBIWIRE MOBILES (NINGBO) CO.,LTD	Earphone	N504	N/A

Supporting Cable:

Cable type	Shield Type	Ferrite Core	Length	Serial No
USB Cable	Un-shielding	No	0.8m	N/A

Annex C.ii. EUT OPERATING CONKITIONS

N/A

Annex D. User Manual / Block Diagram / Schematics / Partlist

Please see the attachment

Annex E. DECLARATION OF SIMILARITY

N/A