Test Plot 1#: GSM 850_Head Left Cheek_Middle

DUT: 3G Smart feature Phone; Type: P281; Serial: 18010505121

Communication System: Generic GSM; Frequency: 836.6 MHz;Duty Cycle: 1:8
Medium parameters used: f = 836.6 MHz; σ = 0.921 S/m; ε_r = 40.859; ρ = 1000 kg/m^3 ;
Phantom section: Left Section

DASY5 Configuration:

- Probe: ES3DV2 - SN3019; ConvF(6.57, 6.57, 6.57); Calibrated: 2017/10/30;
- Sensor-Surface: 4mm (Mechanical Surface Detection)
- Electronics: DAE4 Sn772;Calibrated: 2017/10/9
- Phantom: Twin SAM; Type: Twin SAM V5.0; Serial: 1412
- Measurement SW: DASY52, Version 52.8 (8);

Area Scan (111x61x1): Interpolated grid: dx=1.500 mm, dy=1.500 mm
Maximum value of SAR (interpolated) = 0.476 W/kg

Zoom Scan (6x6x7)/Cube 0: Measurement grid: dx=8mm, dy=8mm, dz=5mm
Reference Value = 7.872 V/m; Power Drift = 0.04 dB
Peak SAR (extrapolated) = 0.562 W/kg
SAR(1 g) = 0.464 W/kg; SAR(10 g) = 0.363 W/kg
Maximum value of SAR (measured) = 0.483 W/kg



0 dB = 0.483 W/kg = -3.16 dBW/kg

Test Plot 2#: GSM 850_Head Left Tilt_Middle

DUT: 3G Smart feature Phone; Type: P281; Serial: 18010505121

Communication System: Generic GSM; Frequency: 836.6 MHz;Duty Cycle: 1:8
Medium parameters used: f = 836.6 MHz; σ = 0.921 S/m; ε_r = 40.859; ρ = 1000 kg/m^3 ;
Phantom section: Left Section

DASY5 Configuration:

- Probe: ES3DV2 - SN3019; ConvF(6.57, 6.57, 6.57); Calibrated: 2017/10/30;
- Sensor-Surface: 4mm (Mechanical Surface Detection)
- Electronics: DAE4 Sn772;Calibrated: 2017/10/9
- Phantom: Twin SAM; Type: Twin SAM V5.0; Serial: 1412
- Measurement SW: DASY52, Version 52.8 (8);

Area Scan (111x61x1): Interpolated grid: dx=1.500 mm, dy=1.500 mm
Maximum value of SAR (interpolated) = 0.292 W/kg

Zoom Scan (5x5x7)/Cube 0: Measurement grid: dx=8mm, dy=8mm, dz=5mm
Reference Value = 9.333 V/m; Power Drift = 0.01 dB
Peak SAR (extrapolated) = 0.339 W/kg
SAR(1 g) = 0.275 W/kg; SAR(10 g) = 0.211 W/kg
Maximum value of SAR (measured) = 0.285 W/kg

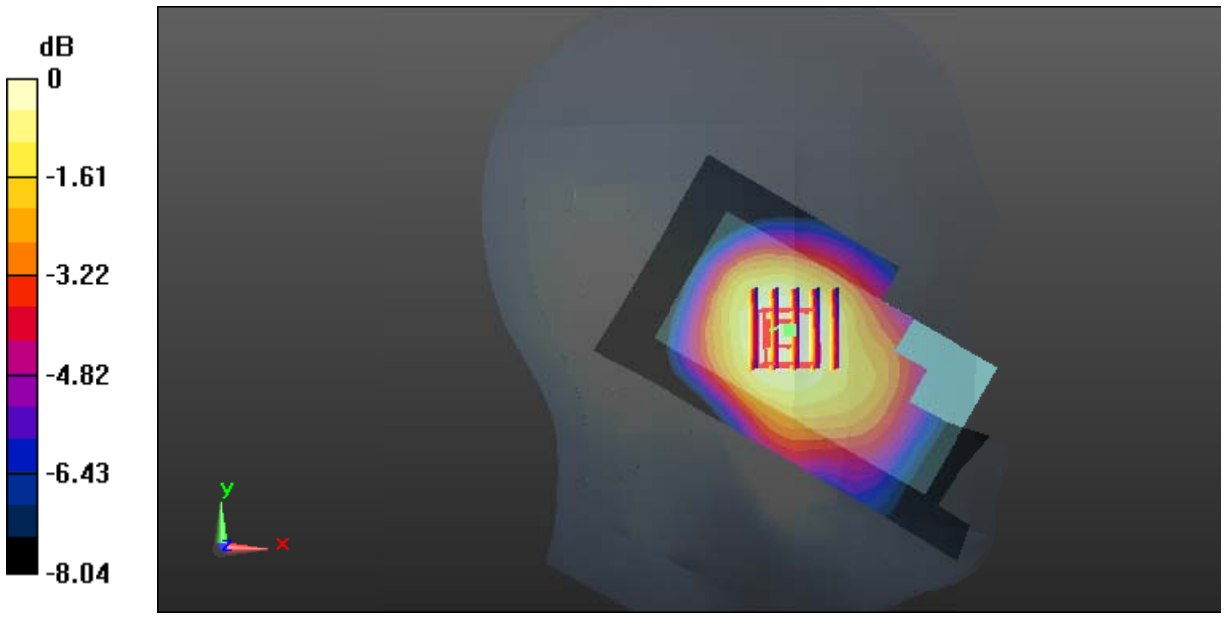

0 dB = 0.285 W/kg = -5.45 dBW/kg

Test Plot 3#: GSM 850_Head Right Cheek_Middle

DUT: 3G Smart feature Phone; Type: P281; Serial: 18010505121

Communication System: Generic GSM; Frequency: 836.6 MHz;Duty Cycle: 1:8
Medium parameters used: f = 836.6 MHz; σ = 0.921 S/m; ε_r = 40.859; ρ = 1000 kg/m^3 ;
Phantom section: Right Section

DASY5 Configuration:

- Probe: ES3DV2 - SN3019; ConvF(6.57, 6.57, 6.57); Calibrated: 2017/10/30;
- Sensor-Surface: 4mm (Mechanical Surface Detection)
- Electronics: DAE4 Sn772;Calibrated: 2017/10/9
- Phantom: Twin SAM; Type: Twin SAM V5.0; Serial: 1412
- Measurement SW: DASY52, Version 52.8 (8);

Area Scan (111x61x1): Interpolated grid: dx=1.500 mm, dy=1.500 mm
Maximum value of SAR (interpolated) = 0.467 W/kg

Zoom Scan (5x5x7)/Cube 0: Measurement grid: dx=8mm, dy=8mm, dz=5mm
Reference Value = 10.42 V/m; Power Drift = -0.04 dB
Peak SAR (extrapolated) = 0.523 W/kg
SAR(1 g) = 0.442 W/kg; SAR(10 g) = 0.349 W/kg
Maximum value of SAR (measured) = 0.459 W/kg



0 dB = 0.459 W/kg = -3.38 dBW/kg

Test Plot 4#: GSM 850_Head Right Tilt_Middle

DUT: 3G Smart feature Phone; Type: P281; Serial: 18010505121

Communication System: Generic GSM; Frequency: 836.6 MHz;Duty Cycle: 1:8
Medium parameters used: f = 836.6 MHz; σ = 0.921 S/m; ε_r = 40.859; ρ = 1000 kg/m^3 ;
Phantom section: Right Section

DASY5 Configuration:

- Probe: ES3DV2 - SN3019; ConvF(6.57, 6.57, 6.57); Calibrated: 2017/10/30;
- Sensor-Surface: 4mm (Mechanical Surface Detection)
- Electronics: DAE4 Sn772;Calibrated: 2017/10/9
- Phantom: Twin SAM; Type: Twin SAM V5.0; Serial: 1412
- Measurement SW: DASY52, Version 52.8 (8);

Area Scan (111x61x1): Interpolated grid: dx=1.500 mm, dy=1.500 mm
Maximum value of SAR (interpolated) = 0.292 W/kg

Zoom Scan (5x5x7)/Cube 0: Measurement grid: dx=8mm, dy=8mm, dz=5mm
Reference Value = 12.96 V/m; Power Drift = -0.16 dB
Peak SAR (extrapolated) = 0.338 W/kg
SAR(1 g) = 0.281 W/kg; SAR(10 g) = 0.218 W/kg
Maximum value of SAR (measured) = 0.292 W/kg

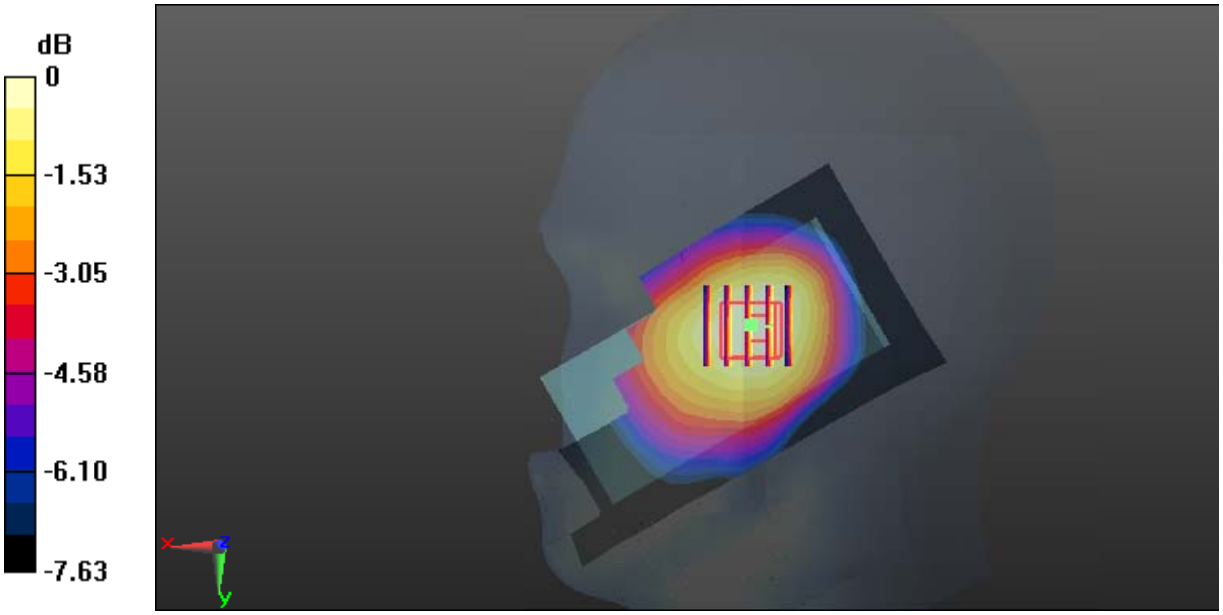

0 dB = 0.292 W/kg = -5.35 dBW/kg

Test Plot 5#: GSM 850_Body Worn Back_Low

DUT: 3G Smart feature Phone; Type: P281; Serial: 18010505121

Communication System: Generic GSM; Frequency: 824.2 MHz;Duty Cycle: 1:8
Medium parameters used: f = 824.2 MHz; σ = 0.974 S/m; ε_r = 54.315; ρ = 1000 kg/m^3 ;
Phantom section: Right Section

DASY5 Configuration:

- Probe: ES3DV2 - SN3019; ConvF(6.42, 6.42, 6.42); Calibrated: 2017/10/30;
- Sensor-Surface: 4mm (Mechanical Surface Detection)
- Electronics: DAE4 Sn772;Calibrated: 2017/10/9
- Phantom: Triple Flat Phantom 5.1C; Type: QD 000 P51 CA; Serial: 1130
- Measurement SW: DASY52, Version 52.8 (8);

Area Scan (111x61x1): Interpolated grid: dx=1.500 mm, dy=1.500 mm
Maximum value of SAR (interpolated) = 0.899 W/kg

Zoom Scan (5x5x7)/Cube 0: Measurement grid: dx=8mm, dy=8mm, dz=5mm
Reference Value = 30.03 V/m; Power Drift = 0.01 dB
Peak SAR (extrapolated) = 1.04 W/kg
SAR(1 g) = 0.845 W/kg; SAR(10 g) = 0.639 W/kg
Maximum value of SAR (measured) = 0.884 W/kg

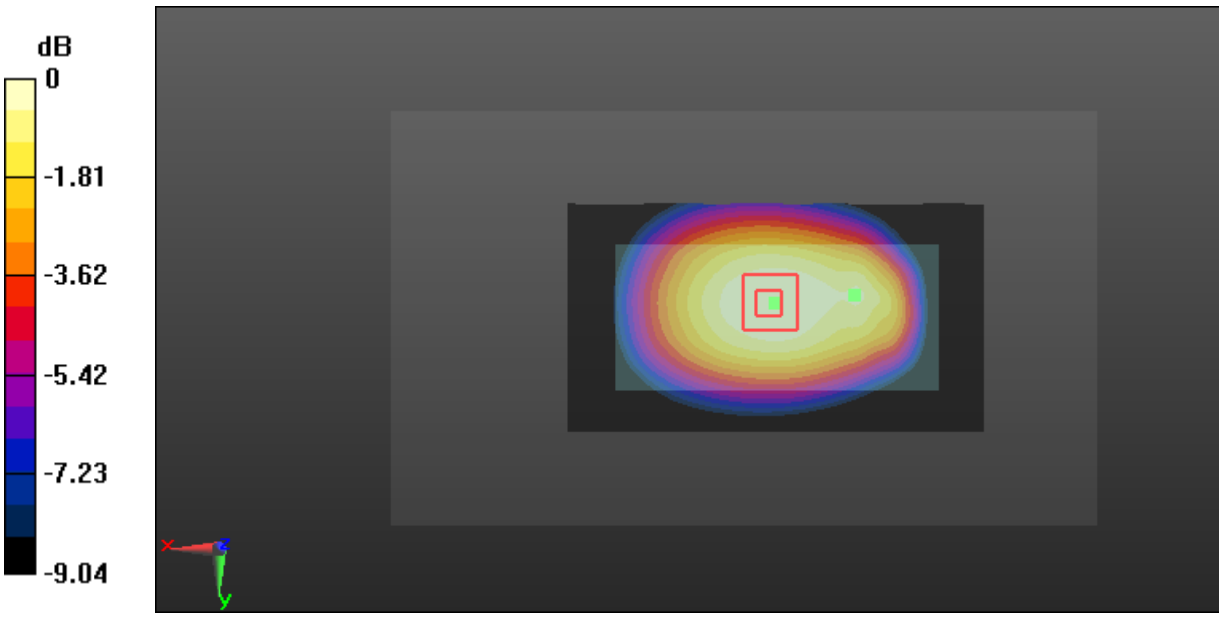

0 dB = 0.884 W/kg = -0.54 dBW/kg

Test Plot 6#: GSM 850_Body Worn Back_Middle

DUT: 3G Smart feature Phone; Type: P281; Serial: 18010505121

Communication System: Generic GSM; Frequency: 836.6 MHz;Duty Cycle: 1:8
Medium parameters used: f = 836.6 MHz; σ = 0.986 S/m; ε_r = 54.66; ρ = 1000 kg/m^3 ;
Phantom section: Right Section

DASY5 Configuration:

- Probe: ES3DV2 - SN3019; ConvF(6.42, 6.42, 6.42); Calibrated: 2017/10/30;
- Sensor-Surface: 4mm (Mechanical Surface Detection)
- Electronics: DAE4 Sn772;Calibrated: 2017/10/9
- Phantom: Triple Flat Phantom 5.1C; Type: QD 000 P51 CA; Serial: 1130
- Measurement SW: DASY52, Version 52.8 (8);

Area Scan (111x61x1): Interpolated grid: dx=1.500 mm, dy=1.500 mm
Maximum value of SAR (interpolated) = 0.917 W/kg

Zoom Scan (5x5x7)/Cube 0: Measurement grid: dx=8mm, dy=8mm, dz=5mm
Reference Value = 30.22 V/m; Power Drift = 0.00 dB
Peak SAR (extrapolated) = 1.08 W/kg
SAR(1 g) = 0.860 W/kg; SAR(10 g) = 0.648 W/kg
Maximum value of SAR (measured) = 0.906 W/kg



0 dB = 0.906 W/kg = -0.43 dBW/kg

Test Plot 7#: GSM 850_Body Worn Back_High

DUT: 3G Smart feature Phone; Type: P281; Serial: 18010505121

Communication System: Generic GSM; Frequency: 848.8 MHz;Duty Cycle: 1:8
Medium parameters used: f = 848.8 MHz; σ = 0.984 S/m; ε_r = 54.616; ρ = 1000 kg/m^3 ;
Phantom section: Right Section

DASY5 Configuration:

- Probe: ES3DV2 - SN3019; ConvF(6.42, 6.42, 6.42); Calibrated: 2017/10/30;
- Sensor-Surface: 4mm (Mechanical Surface Detection)
- Electronics: DAE4 Sn772;Calibrated: 2017/10/9
- Phantom: Triple Flat Phantom 5.1C; Type: QD 000 P51 CA; Serial: 1130
- Measurement SW: DASY52, Version 52.8 (8);

Area Scan (111x61x1): Interpolated grid: dx=1.500 mm, dy=1.500 mm
Maximum value of SAR (interpolated) = 0.862 W/kg

Zoom Scan (5x5x7)/Cube 0: Measurement grid: dx=8mm, dy=8mm, dz=5mm
Reference Value = 29.83 V/m; Power Drift = 0.02 dB
Peak SAR (extrapolated) = 1.00 W/kg
SAR(1 g) = 0.812 W/kg; SAR(10 g) = 0.611 W/kg
Maximum value of SAR (measured) = 0.857 W/kg



0 dB = 0.857 W/kg = -0.67 dBW/kg

Test Plot 8#: GSM 850_Body Back_Low

DUT: 3G Smart feature Phone; Type: P281; Serial: 18010505121

Communication System: Generic GPRS-4 slots; Frequency: 824.2 MHz;Duty Cycle: 1:2
Medium parameters used: f = 824.2 MHz; σ = 0.974 S/m; ε_r = 54.315; ρ = 1000 kg/m^3 ;
Phantom section: Right Section

DASY5 Configuration:

- Probe: ES3DV2 - SN3019; ConvF(6.42, 6.42, 6.42); Calibrated: 2017/10/30;
- Sensor-Surface: 4mm (Mechanical Surface Detection)
- Electronics: DAE4 Sn772;Calibrated: 2017/10/9
- Phantom: Triple Flat Phantom 5.1C; Type: QD 000 P51 CA; Serial: 1130
- Measurement SW: DASY52, Version 52.8 (8);

Area Scan (111x61x1): Interpolated grid: dx=1.500 mm, dy=1.500 mm
Maximum value of SAR (interpolated) = 1.27 W/kg

Zoom Scan (5x5x7)/Cube 0: Measurement grid: dx=8mm, dy=8mm, dz=5mm
Reference Value = 36.95 V/m; Power Drift = -0.18 dB
Peak SAR (extrapolated) = 1.56 W/kg
SAR(1 g) = 1.22 W/kg; SAR(10 g) = 0.908 W/kg
Maximum value of SAR (measured) = 1.30 W/kg



0 dB = 1.30 W/kg = 1.14 dBW/kg

Test Plot 9#: GSM 850_Body Back_Middle

DUT: 3G Smart feature Phone; Type: P281; Serial: 18010505121

Communication System: Generic GPRS-4 slots; Frequency: 836.6 MHz;Duty Cycle: 1:2
Medium parameters used: f = 836.6 MHz; σ = 0.986 S/m; ε_r = 54.66; ρ = 1000 kg/m^3 ;
Phantom section: Right Section

DASY5 Configuration:

- Probe: ES3DV2 - SN3019; ConvF(6.42, 6.42, 6.42); Calibrated: 2017/10/30;
- Sensor-Surface: 4mm (Mechanical Surface Detection)
- Electronics: DAE4 Sn772;Calibrated: 2017/10/9
- Phantom: Triple Flat Phantom 5.1C; Type: QD 000 P51 CA; Serial: 1130
- Measurement SW: DASY52, Version 52.8 (8);

Area Scan (111x61x1): Interpolated grid: dx=1.500 mm, dy=1.500 mm
Maximum value of SAR (interpolated) = 1.33 W/kg

Zoom Scan (5x5x7)/Cube 0: Measurement grid: dx=8mm, dy=8mm, dz=5mm
Reference Value = 36.89 V/m; Power Drift = 0.05 dB
Peak SAR (extrapolated) = 1.58 W/kg
SAR(1 g) = 1.26 W/kg; SAR(10 g) = 0.944 W/kg
Maximum value of SAR (measured) = 1.32 W/kg



0 dB = 1.32 W/kg = 1.21 dBW/kg

Test Plot 10#: GSM 850_Body Back_High

DUT: 3G Smart feature Phone; Type: P281; Serial: 18010505121

Communication System: Generic GPRS-4 slots; Frequency: 848.8 MHz;Duty Cycle: 1:2
Medium parameters used: f = 848.8 MHz; σ = 0.984 S/m; ε_r = 54.616; ρ = 1000 kg/m^3 ;
Phantom section: Right Section

DASY5 Configuration:

- Probe: ES3DV2 - SN3019; ConvF(6.42, 6.42, 6.42); Calibrated: 2017/10/30;
- Sensor-Surface: 4mm (Mechanical Surface Detection)
- Electronics: DAE4 Sn772;Calibrated: 2017/10/9
- Phantom: Triple Flat Phantom 5.1C; Type: QD 000 P51 CA; Serial: 1130
- Measurement SW: DASY52, Version 52.8 (8);

Area Scan (111x61x1): Interpolated grid: dx=1.500 mm, dy=1.500 mm
Maximum value of SAR (interpolated) = 1.32 W/kg

Zoom Scan (5x5x7)/Cube 0: Measurement grid: dx=8mm, dy=8mm, dz=5mm
Reference Value = 36.93 V/m; Power Drift = 0.07 dB
Peak SAR (extrapolated) = 1.61 W/kg
SAR(1 g) = 1.27 W/kg; SAR(10 g) = 0.945 W/kg
Maximum value of SAR (measured) = 1.34 W/kg



0 dB = 1.34 W/kg = 1.27 dBW/kg

Test Plot 11#: GSM 850_Body Left_Middle

DUT: 3G Smart feature Phone; Type: P281; Serial: 18010505121

Communication System: Generic GPRS-4 slots; Frequency: 836.6 MHz;Duty Cycle: 1:2
Medium parameters used: f = 836.6 MHz; σ = 0.986 S/m; ε_r = 54.66; ρ = 1000 kg/m^3 ;
Phantom section: Right Section

DASY5 Configuration:

- Probe: ES3DV2 - SN3019; ConvF(6.42, 6.42, 6.42); Calibrated: 2017/10/30;
- Sensor-Surface: 4mm (Mechanical Surface Detection)
- Electronics: DAE4 Sn772;Calibrated: 2017/10/9
- Phantom: Triple Flat Phantom 5.1C; Type: QD 000 P51 CA; Serial: 1130
- Measurement SW: DASY52, Version 52.8 (8);

Area Scan (101x41x1): Interpolated grid: dx=1.500 mm, dy=1.500 mm
Maximum value of SAR (interpolated) = 0.767 W/kg

Zoom Scan (5x5x7)/Cube 0: Measurement grid: dx=8mm, dy=8mm, dz=5mm
Reference Value = 27.72 V/m; Power Drift = 0.14 dB
Peak SAR (extrapolated) = 1.01 W/kg
SAR(1 g) = 0.730 W/kg; SAR(10 g) = 0.509 W/kg
Maximum value of SAR (measured) = 0.778 W/kg



0 dB = 0.778 W/kg = -1.09 dBW/kg

Test Plot 12#: GSM 850_Body Right_Middle

DUT: 3G Smart feature Phone; Type: P281; Serial: 18010505121

Communication System: Generic GPRS-4 slots; Frequency: 836.6 MHz;Duty Cycle: 1:2
Medium parameters used: f = 836.6 MHz; σ = 0.986 S/m; ε_r = 54.66; ρ = 1000 kg/m^3 ;
Phantom section: Right Section

DASY5 Configuration:

- Probe: ES3DV2 - SN3019; ConvF(6.42, 6.42, 6.42); Calibrated: 2017/10/30;
- Sensor-Surface: 4mm (Mechanical Surface Detection)
- Electronics: DAE4 Sn772;Calibrated: 2017/10/9
- Phantom: Triple Flat Phantom 5.1C; Type: QD 000 P51 CA; Serial: 1130
- Measurement SW: DASY52, Version 52.8 (8);

Area Scan (101x41x1): Interpolated grid: dx=1.500 mm, dy=1.500 mm
Maximum value of SAR (interpolated) = 0.798 W/kg

Zoom Scan (5x5x7)/Cube 0: Measurement grid: dx=8mm, dy=8mm, dz=5mm
Reference Value = 28.49 V/m; Power Drift = -0.05 dB
Peak SAR (extrapolated) = 1.05 W/kg
SAR(1 g) = 0.750 W/kg; SAR(10 g) = 0.525 W/kg
Maximum value of SAR (measured) = 0.789 W/kg



0 dB = 0.789 W/kg = -1.03 dBW/kg

Test Plot 13#: GSM 850_Body Bottom_Middle

DUT: 3G Smart feature Phone; Type: P281; Serial: 18010505121

Communication System: Generic GPRS-4 slots; Frequency: 836.6 MHz;Duty Cycle: 1:2
Medium parameters used: f = 836.6 MHz; σ = 0.986 S/m; ε_r = 54.66; ρ = 1000 kg/m^3 ;
Phantom section: Right Section

DASY5 Configuration:

- Probe: ES3DV2 - SN3019; ConvF(6.42, 6.42, 6.42); Calibrated: 2017/10/30;
- Sensor-Surface: 4mm (Mechanical Surface Detection)
- Electronics: DAE4 Sn772;Calibrated: 2017/10/9
- Phantom: Triple Flat Phantom 5.1C; Type: QD 000 P51 CA; Serial: 1130
- Measurement SW: DASY52, Version 52.8 (8);

Area Scan (61x61x1): Interpolated grid: dx=1.500 mm, dy=1.500 mm
Maximum value of SAR (interpolated) = 0.241 W/kg

Zoom Scan (6x6x7)/Cube 0: Measurement grid: dx=8mm, dy=8mm, dz=5mm
Reference Value = 16.21 V/m; Power Drift = 0.00 dB
Peak SAR (extrapolated) = 1.01 W/kg
SAR(1 g) = 0.311 W/kg; SAR(10 g) = 0.150 W/kg
Maximum value of SAR (measured) = 0.251 W/kg



0 dB = 0.251 W/kg = -6.00 dBW/kg

Test Plot 14#: GSM 1900_Head Left Cheek_Middle

DUT: 3G Smart feature Phone; Type: P281; Serial: 18010505121

Communication System: Generic GSM; Frequency: 1880 MHz;Duty Cycle: 1:8
Medium parameters used: f = 1880 MHz; σ = 1.427 S/m; ε_r = 39.009; ρ = 1000 kg/m^3 ;
Phantom section: Left Section

DASY5 Configuration:

- Probe: ES3DV2 - SN3019; ConvF(4.93, 4.93, 4.93); Calibrated: 2017/10/30;
- Sensor-Surface: 4mm (Mechanical Surface Detection)
- Electronics: DAE4 Sn772;Calibrated: 2017/10/9
- Phantom: Twin SAM; Type: Twin SAM V5.0; Serial: 1412
- Measurement SW: DASY52, Version 52.8 (8);

Area Scan (111x61x1): Interpolated grid: dx=1.500 mm, dy=1.500 mm
Maximum value of SAR (interpolated) = 0.442 W/kg

Zoom Scan (6x6x7)/Cube 0: Measurement grid: dx=8mm, dy=8mm, dz=5mm
Reference Value = 8.047 V/m; Power Drift = -0.01 dB
Peak SAR (extrapolated) = 0.600 W/kg
SAR(1 g) = 0.402 W/kg; SAR(10 g) = 0.250 W/kg
Maximum value of SAR (measured) = 0.423 W/kg



0 dB = 0.423 W/kg = -3.74 dBW/kg

Test Plot 15#: GSM 1900_Head Left Tilt_Middle

DUT: 3G Smart feature Phone; Type: P281; Serial: 18010505121

Communication System: Generic GSM; Frequency: 1880 MHz;Duty Cycle: 1:8
Medium parameters used: f = 1880 MHz; σ = 1.427 S/m; ε_r = 39.009; ρ = 1000 kg/m^3 ;
Phantom section: Left Section

DASY5 Configuration:

- Probe: ES3DV2 - SN3019; ConvF(4.93, 4.93, 4.93); Calibrated: 2017/10/30;
- Sensor-Surface: 4mm (Mechanical Surface Detection)
- Electronics: DAE4 Sn772;Calibrated: 2017/10/9
- Phantom: Twin SAM; Type: Twin SAM V5.0; Serial: 1412
- Measurement SW: DASY52, Version 52.8 (8);

Area Scan (111x61x1): Interpolated grid: dx=1.500 mm, dy=1.500 mm
Maximum value of SAR (interpolated) = 0.154 W/kg

Zoom Scan (5x5x7)/Cube 0: Measurement grid: dx=8mm, dy=8mm, dz=5mm
Reference Value = 10.58 V/m; Power Drift = 0.02 dB
Peak SAR (extrapolated) = 0.206 W/kg
SAR(1 g) = 0.141 W/kg; SAR(10 g) = 0.088 W/kg
Maximum value of SAR (measured) = 0.152 W/kg

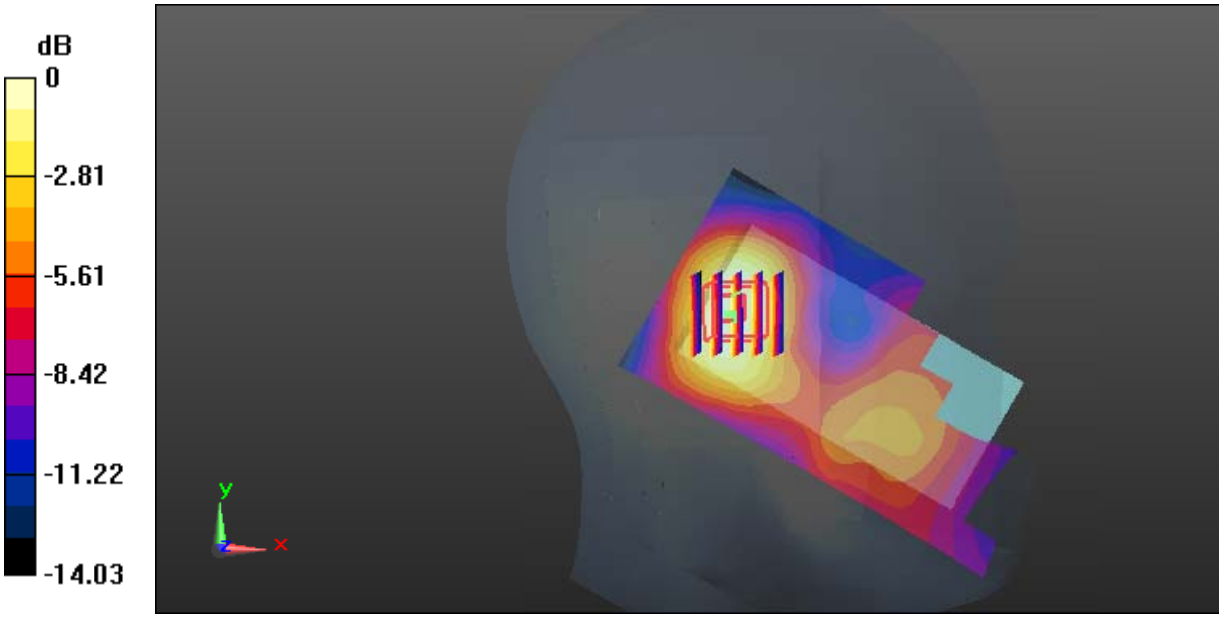

0 dB = 0.152 W/kg = -8.18 dBW/kg

Test Plot 16#: GSM 1900_Head Right Cheek_Middle

DUT: 3G Smart feature Phone; Type: P281; Serial: 18010505121

Communication System: Generic GSM; Frequency: 1880 MHz;Duty Cycle: 1:8
Medium parameters used: f = 1880 MHz; σ = 1.427 S/m; ε_r = 39.009; ρ = 1000 kg/m^3 ;
Phantom section: Right Section

DASY5 Configuration:

- Probe: ES3DV2 - SN3019; ConvF(4.93, 4.93, 4.93); Calibrated: 2017/10/30;
- Sensor-Surface: 4mm (Mechanical Surface Detection)
- Electronics: DAE4 Sn772;Calibrated: 2017/10/9
- Phantom: Twin SAM; Type: Twin SAM V5.0; Serial: 1412
- Measurement SW: DASY52, Version 52.8 (8);

Area Scan (111x61x1): Interpolated grid: dx=1.500 mm, dy=1.500 mm
Maximum value of SAR (interpolated) = 0.286 W/kg

Zoom Scan (5x5x7)/Cube 0: Measurement grid: dx=8mm, dy=8mm, dz=5mm
Reference Value = 7.597 V/m; Power Drift = -0.10 dB
Peak SAR (extrapolated) = 0.375 W/kg
SAR(1 g) = 0.263 W/kg; SAR(10 g) = 0.171 W/kg
Maximum value of SAR (measured) = 0.283 W/kg



0 dB = 0.283 W/kg = -5.48 dBW/kg

Test Plot 17#: GSM 1900_Head Right Tilt_Middle

DUT: 3G Smart feature Phone; Type: P281; Serial: 18010505121

Communication System: Generic GSM; Frequency: 1880 MHz;Duty Cycle: 1:8
Medium parameters used: f = 1880 MHz; σ = 1.427 S/m; ε_r = 39.009; ρ = 1000 kg/m^3 ;
Phantom section: Right Section

DASY5 Configuration:

- Probe: ES3DV2 - SN3019; ConvF(4.93, 4.93, 4.93); Calibrated: 2017/10/30;
- Sensor-Surface: 4mm (Mechanical Surface Detection)
- Electronics: DAE4 Sn772;Calibrated: 2017/10/9
- Phantom: Twin SAM; Type: Twin SAM V5.0; Serial: 1412
- Measurement SW: DASY52, Version 52.8 (8);

Area Scan (111x61x1): Interpolated grid: dx=1.500 mm, dy=1.500 mm
Maximum value of SAR (interpolated) = 0.188 W/kg

Zoom Scan (5x5x7)/Cube 0: Measurement grid: dx=8mm, dy=8mm, dz=5mm
Reference Value = 10.87 V/m; Power Drift = -0.07 dB
Peak SAR (extrapolated) = 0.254 W/kg
SAR(1 g) = 0.162 W/kg; SAR(10 g) = 0.099 W/kg
Maximum value of SAR (measured) = 0.177 W/kg

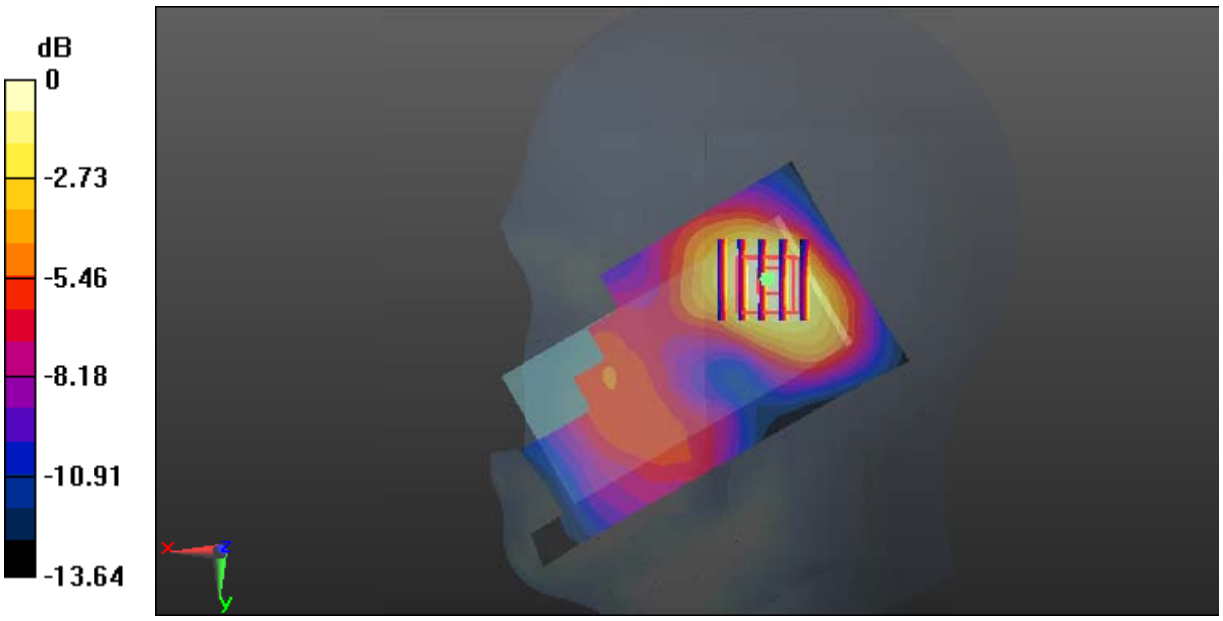

0 dB = 0.177 W/kg = -7.52 dBW/kg

Test Plot 18#: GSM 1900_Body Worn Back_Middle

DUT: 3G Smart feature Phone; Type: P281; Serial: 18010505121

Communication System: Generic GSM; Frequency: 1880 MHz;Duty Cycle: 1:8
Medium parameters used: f = 1880 MHz; σ = 1.534 S/m; ε_r = 52.653; ρ = 1000 kg/m^3 ;
Phantom section: Left Section

DASY5 Configuration:

- Probe: ES3DV2 - SN3019; ConvF(4.65, 4.65, 4.65); Calibrated: 2017/10/30;
- Sensor-Surface: 4mm (Mechanical Surface Detection)
- Electronics: DAE4 Sn772;Calibrated: 2017/10/9
- Phantom: Triple Flat Phantom 5.1C; Type: QD 000 P51 CA; Serial: 1130
- Measurement SW: DASY52, Version 52.8 (8);

Area Scan (121x61x1): Interpolated grid: dx=1.500 mm, dy=1.500 mm
Maximum value of SAR (interpolated) = 0.654 W/kg

Zoom Scan (7x7x7)/Cube 0: Measurement grid: dx=8mm, dy=8mm, dz=5mm
Reference Value = 9.019 V/m; Power Drift = 0.03 dB
Peak SAR (extrapolated) = 0.890 W/kg
SAR(1 g) = 0.537 W/kg; SAR(10 g) = 0.330 W/kg
Maximum value of SAR (measured) = 0.569 W/kg

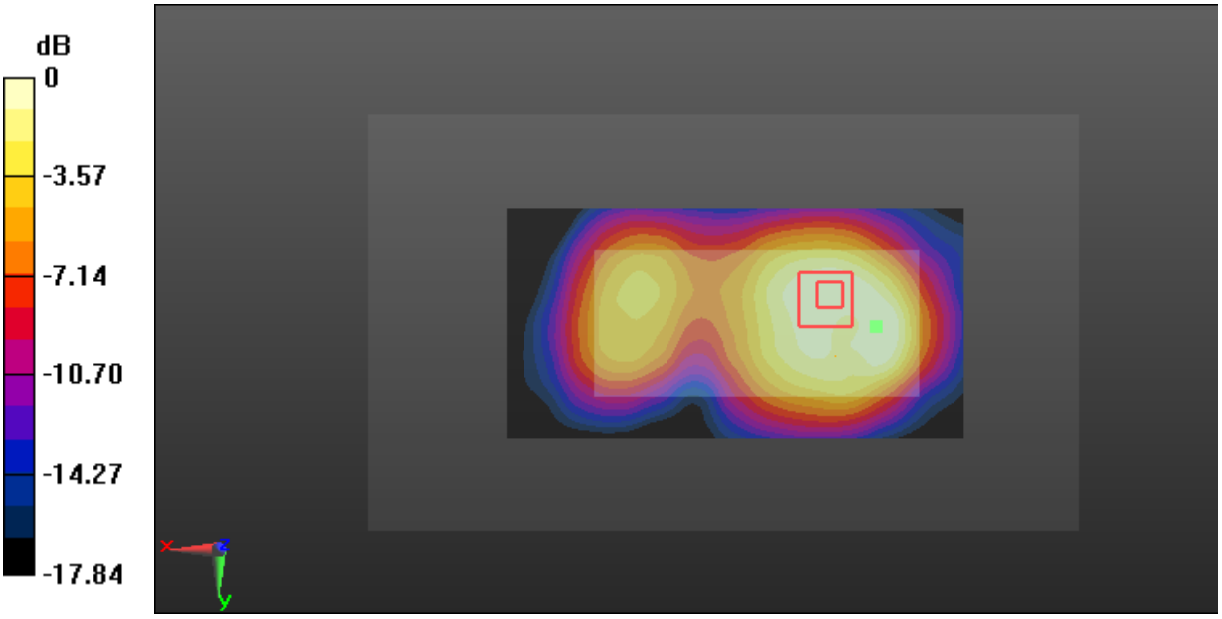

0 dB = 0.569 W/kg = -2.45 dBW/kg

Test Plot 19#: GSM 1900_Body Back_Middle

DUT: 3G Smart feature Phone; Type: P281; Serial: 18010505121

Communication System: Generic GPRS-4 slots; Frequency: 1880 MHz;Duty Cycle: 1:2
Medium parameters used: f = 1880 MHz; σ = 1.534 S/m; ε_r = 52.653; ρ = 1000 kg/m^3 ;
Phantom section: Left Section

DASY5 Configuration:

- Probe: ES3DV2 - SN3019; ConvF(4.65, 4.65, 4.65); Calibrated: 2017/10/30;
- Sensor-Surface: 4mm (Mechanical Surface Detection)
- Electronics: DAE4 Sn772;Calibrated: 2017/10/9
- Phantom: Triple Flat Phantom 5.1C; Type: QD 000 P51 CA; Serial: 1130
- Measurement SW: DASY52, Version 52.8 (8);

Area Scan (121x61x1): Interpolated grid: dx=1.500 mm, dy=1.500 mm
Maximum value of SAR (interpolated) = 0.836 W/kg

Zoom Scan (8x7x7)/Cube 0: Measurement grid: dx=8mm, dy=8mm, dz=5mm
Reference Value = 11.76 V/m; Power Drift = -0.00 dB
Peak SAR (extrapolated) = 1.19 W/kg
SAR(1 g) = 0.701 W/kg; SAR(10 g) = 0.430 W/kg
Maximum value of SAR (measured) = 0.799 W/kg



0 dB = 0.799 W/kg = -0.97 dBW/kg

Test Plot 20#: GSM 1900_Body Left_Middle

DUT: 3G Smart feature Phone; Type: P281; Serial: 18010505121

Communication System: Generic GPRS-4 slots; Frequency: 1880 MHz;Duty Cycle: 1:2
Medium parameters used: f = 1880 MHz; σ = 1.534 S/m; ε_r = 52.653; ρ = 1000 kg/m^3 ;
Phantom section: Left Section

DASY5 Configuration:

- Probe: ES3DV2 - SN3019; ConvF(4.65, 4.65, 4.65); Calibrated: 2017/10/30;
- Sensor-Surface: 4mm (Mechanical Surface Detection)
- Electronics: DAE4 Sn772;Calibrated: 2017/10/9
- Phantom: Triple Flat Phantom 5.1C; Type: QD 000 P51 CA; Serial: 1130
- Measurement SW: DASY52, Version 52.8 (8);

Area Scan (101x41x1): Interpolated grid: dx=1.500 mm, dy=1.500 mm
Maximum value of SAR (interpolated) = 0.229 W/kg

Zoom Scan (5x5x7)/Cube 0: Measurement grid: dx=8mm, dy=8mm, dz=5mm
Reference Value = 7.574 V/m; Power Drift = -0.16 dB
Peak SAR (extrapolated) = 0.381 W/kg
SAR(1 g) = 0.233 W/kg; SAR(10 g) = 0.137 W/kg
Maximum value of SAR (measured) = 0.245 W/kg



0 dB = 0.245 W/kg = -6.11 dBW/kg

Test Plot 21#: GSM 1900_Body Right_Middle

DUT: 3G Smart feature Phone; Type: P281; Serial: 18010505121

Communication System: Generic GPRS-4 slots; Frequency: 1880 MHz;Duty Cycle: 1:2
Medium parameters used: f = 1880 MHz; σ = 1.534 S/m; ε_r = 52.653; ρ = 1000 kg/m^3 ;
Phantom section: Left Section

DASY5 Configuration:

- Probe: ES3DV2 - SN3019; ConvF(4.65, 4.65, 4.65); Calibrated: 2017/10/30;
- Sensor-Surface: 4mm (Mechanical Surface Detection)
- Electronics: DAE4 Sn772;Calibrated: 2017/10/9
- Phantom: Triple Flat Phantom 5.1C; Type: QD 000 P51 CA; Serial: 1130
- Measurement SW: DASY52, Version 52.8 (8);

Area Scan (101x41x1): Interpolated grid: dx=1.500 mm, dy=1.500 mm
Maximum value of SAR (interpolated) = 0.243 W/kg

Zoom Scan (5x5x7)/Cube 0: Measurement grid: dx=8mm, dy=8mm, dz=5mm
Reference Value = 11.07 V/m; Power Drift = 0.10 dB
Peak SAR (extrapolated) = 0.376 W/kg
SAR(1 g) = 0.222 W/kg; SAR(10 g) = 0.130 W/kg
Maximum value of SAR (measured) = 0.243 W/kg



0 dB = 0.243 W/kg = -6.14 dBW/kg

Test Plot 22#: GSM 1900_Body Bottom_Low

DUT: 3G Smart feature Phone; Type: P281; Serial: 18010505121

Communication System: Generic GPRS-4 slots; Frequency: 1850.2 MHz;Duty Cycle: 1:2
Medium parameters used: f = 1850.2 MHz; σ = 1.501 S/m; ε_r = 53.149; ρ = 1000 kg/m^3 ;
Phantom section: Left Section

DASY5 Configuration:

- Probe: ES3DV2 - SN3019; ConvF(4.65, 4.65, 4.65); Calibrated: 2017/10/30;
- Sensor-Surface: 4mm (Mechanical Surface Detection)
- Electronics: DAE4 Sn772;Calibrated: 2017/10/9
- Phantom: Triple Flat Phantom 5.1C; Type: QD 000 P51 CA; Serial: 1130
- Measurement SW: DASY52, Version 52.8 (8);

Area Scan (61x61x1): Interpolated grid: dx=1.500 mm, dy=1.500 mm
Maximum value of SAR (interpolated) = 1.24 W/kg

Zoom Scan (5x5x7)/Cube 0: Measurement grid: dx=8mm, dy=8mm, dz=5mm
Reference Value = 26.42 V/m; Power Drift = -0.05 dB
Peak SAR (extrapolated) = 1.95 W/kg
SAR(1 g) = 1.06 W/kg; SAR(10 g) = 0.529 W/kg
Maximum value of SAR (measured) = 1.22 W/kg



0 dB = 1.22 W/kg = 0.86 dBW/kg

Test Plot 23#: GSM 1900_Body Bottom_Middle

DUT: 3G Smart feature Phone; Type: P281; Serial: 18010505121

Communication System: Generic GPRS-4 slots; Frequency: 1880 MHz;Duty Cycle: 1:2
Medium parameters used: f = 1880 MHz; σ = 1.534 S/m; ε_r = 52.653; ρ = 1000 kg/m^3 ;
Phantom section: Left Section

DASY5 Configuration:

- Probe: ES3DV2 - SN3019; ConvF(4.65, 4.65, 4.65); Calibrated: 2017/10/30;
- Sensor-Surface: 4mm (Mechanical Surface Detection)
- Electronics: DAE4 Sn772;Calibrated: 2017/10/9
- Phantom: Triple Flat Phantom 5.1C; Type: QD 000 P51 CA; Serial: 1130
- Measurement SW: DASY52, Version 52.8 (8);

Area Scan (61x61x1): Interpolated grid: dx=1.500 mm, dy=1.500 mm
Maximum value of SAR (interpolated) = 1.26 W/kg

Zoom Scan (5x5x7)/Cube 0: Measurement grid: dx=8mm, dy=8mm, dz=5mm
Reference Value = 26.35 V/m; Power Drift = -0.04 dB
Peak SAR (extrapolated) = 1.97 W/kg
SAR(1 g) = 1.07 W/kg; SAR(10 g) = 0.531 W/kg
Maximum value of SAR (measured) = 1.23 W/kg



0 dB = 1.23 W/kg = 0.90 dBW/kg

Test Plot 24#: GSM 1900_Body Bottom_High

DUT: 3G Smart feature Phone; Type: P281; Serial: 18010505121

Communication System: Generic GPRS-4 slots; Frequency: 1909.8 MHz;Duty Cycle: 1:2
Medium parameters used: f = 1909.8 MHz; σ = 1.554 S/m; ε_r = 52.709; ρ = 1000 kg/m^3 ;
Phantom section: Left Section

DASY5 Configuration:

- Probe: ES3DV2 - SN3019; ConvF(4.65, 4.65, 4.65); Calibrated: 2017/10/30;
- Sensor-Surface: 4mm (Mechanical Surface Detection)
- Electronics: DAE4 Sn772;Calibrated: 2017/10/9
- Phantom: Triple Flat Phantom 5.1C; Type: QD 000 P51 CA; Serial: 1130
- Measurement SW: DASY52, Version 52.8 (8);

Area Scan (61x61x1): Interpolated grid: dx=1.500 mm, dy=1.500 mm
Maximum value of SAR (interpolated) = 1.26 W/kg

Zoom Scan (5x5x7)/Cube 0: Measurement grid: dx=8mm, dy=8mm, dz=5mm
Reference Value = 26.06 V/m; Power Drift = 0.20 dB
Peak SAR (extrapolated) = 2.25 W/kg
SAR(1 g) = 1.11 W/kg; SAR(10 g) = 0.536 W/kg
Maximum value of SAR (measured) = 1.23 W/kg



0 dB = 1.23 W/kg = 0.90 dBW/kg

Test Plot 25#: WCDMA Band 2_Head Left Cheek_Middle

DUT: 3G Smart feature Phone; Type: P281; Serial: 18010505121

Communication System: Generic WCDMA; Frequency: 1880 MHz;Duty Cycle: 1:1
Medium parameters used: f = 1880 MHz; σ = 1.427 S/m; ε_r = 39.009; ρ = 1000 kg/m^3 ;
Phantom section: Left Section

DASY5 Configuration:

- Probe: ES3DV2 - SN3019; ConvF(4.93, 4.93, 4.93); Calibrated: 2017/10/30;
- Sensor-Surface: 4mm (Mechanical Surface Detection)
- Electronics: DAE4 Sn772;Calibrated: 2017/10/9
- Phantom: Twin SAM; Type: Twin SAM V5.0; Serial: 1412
- Measurement SW: DASY52, Version 52.8 (8);

Area Scan (111x61x1): Interpolated grid: dx=1.500 mm, dy=1.500 mm
Maximum value of SAR (interpolated) = 0.800 W/kg

Zoom Scan (6x6x7)/Cube 0: Measurement grid: dx=8mm, dy=8mm, dz=5mm
Reference Value = 9.636 V/m; Power Drift = 0.17 dB
Peak SAR (extrapolated) = 1.13 W/kg
SAR(1 g) = 0.738 W/kg; SAR(10 g) = 0.455 W/kg
Maximum value of SAR (measured) = 0.765 W/kg

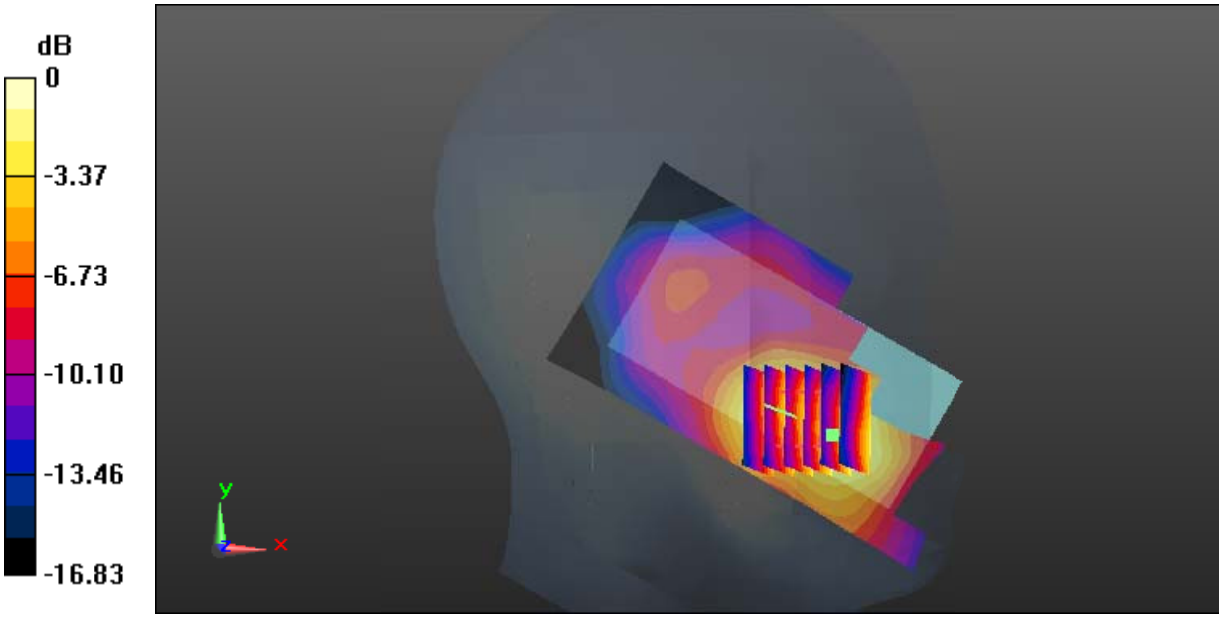

0 dB = 0.765 W/kg = -1.16 dBW/kg

Test Plot 26#: WCDMA Band 2_Head Left Tilt_Middle

DUT: 3G Smart feature Phone; Type: P281; Serial: 18010505121

Communication System: Generic WCDMA; Frequency: 1880 MHz;Duty Cycle: 1:1
Medium parameters used: f = 1880 MHz; σ = 1.427 S/m; ε_r = 39.009; ρ = 1000 kg/m^3 ;
Phantom section: Left Section

DASY5 Configuration:

- Probe: ES3DV2 - SN3019; ConvF(4.93, 4.93, 4.93); Calibrated: 2017/10/30;
- Sensor-Surface: 4mm (Mechanical Surface Detection)
- Electronics: DAE4 Sn772;Calibrated: 2017/10/9
- Phantom: Twin SAM; Type: Twin SAM V5.0; Serial: 1412
- Measurement SW: DASY52, Version 52.8 (8);

Area Scan (111x61x1): Interpolated grid: dx=1.500 mm, dy=1.500 mm
Maximum value of SAR (interpolated) = 0.281 W/kg

Zoom Scan (5x6x7)/Cube 0: Measurement grid: dx=8mm, dy=8mm, dz=5mm
Reference Value = 14.33 V/m; Power Drift = -0.05 dB
Peak SAR (extrapolated) = 0.387 W/kg
SAR(1 g) = 0.250 W/kg; SAR(10 g) = 0.154 W/kg
Maximum value of SAR (measured) = 0.264 W/kg

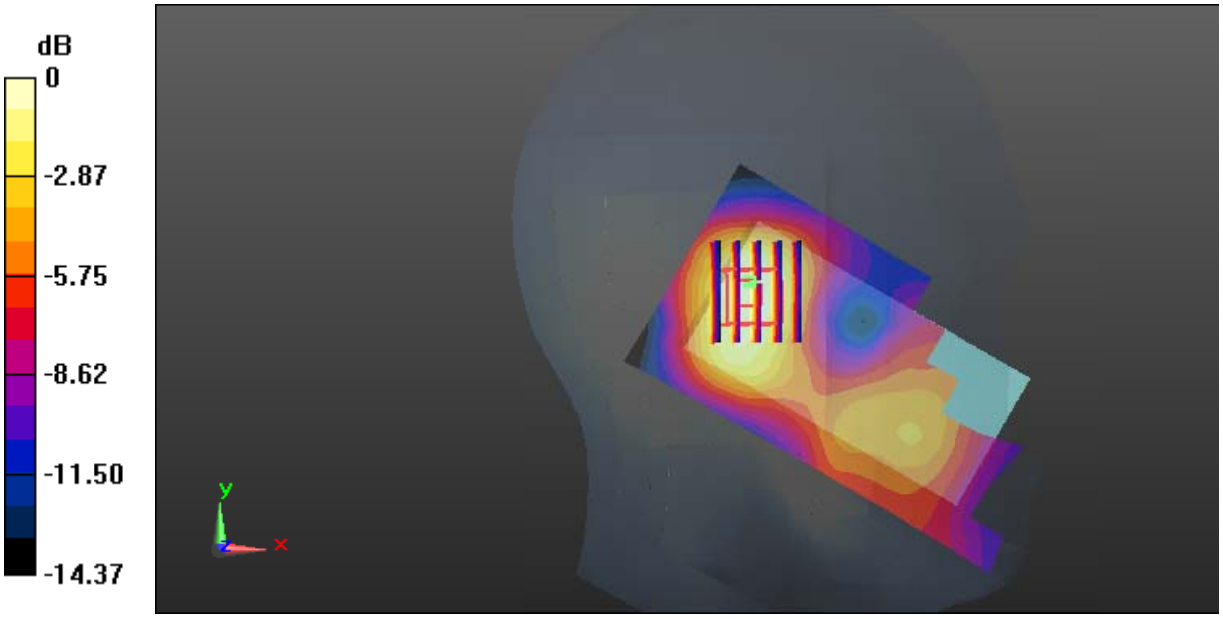

0 dB = 0.264 W/kg = -5.78 dBW/kg

Test Plot 27#: WCDMA Band 2_Head Right Cheek_Middle

DUT: 3G Smart feature Phone; Type: P281; Serial: 18010505121

Communication System: Generic WCDMA; Frequency: 1880 MHz;Duty Cycle: 1:1
Medium parameters used: f = 1880 MHz; σ = 1.427 S/m; ε_r = 39.009; ρ = 1000 kg/m^3 ;
Phantom section: Right Section

DASY5 Configuration:

- Probe: ES3DV2 - SN3019; ConvF(4.93, 4.93, 4.93); Calibrated: 2017/10/30;
- Sensor-Surface: 4mm (Mechanical Surface Detection)
- Electronics: DAE4 Sn772;Calibrated: 2017/10/9
- Phantom: Twin SAM; Type: Twin SAM V5.0; Serial: 1412
- Measurement SW: DASY52, Version 52.8 (8);

Area Scan (111x61x1): Interpolated grid: dx=1.500 mm, dy=1.500 mm
Maximum value of SAR (interpolated) = 0.619 W/kg

Zoom Scan (5x5x7)/Cube 0: Measurement grid: dx=8mm, dy=8mm, dz=5mm
Reference Value = 10.25 V/m; Power Drift = 0.03 dB
Peak SAR (extrapolated) = 0.830 W/kg
SAR(1 g) = 0.570 W/kg; SAR(10 g) = 0.365 W/kg
Maximum value of SAR (measured) = 0.609 W/kg

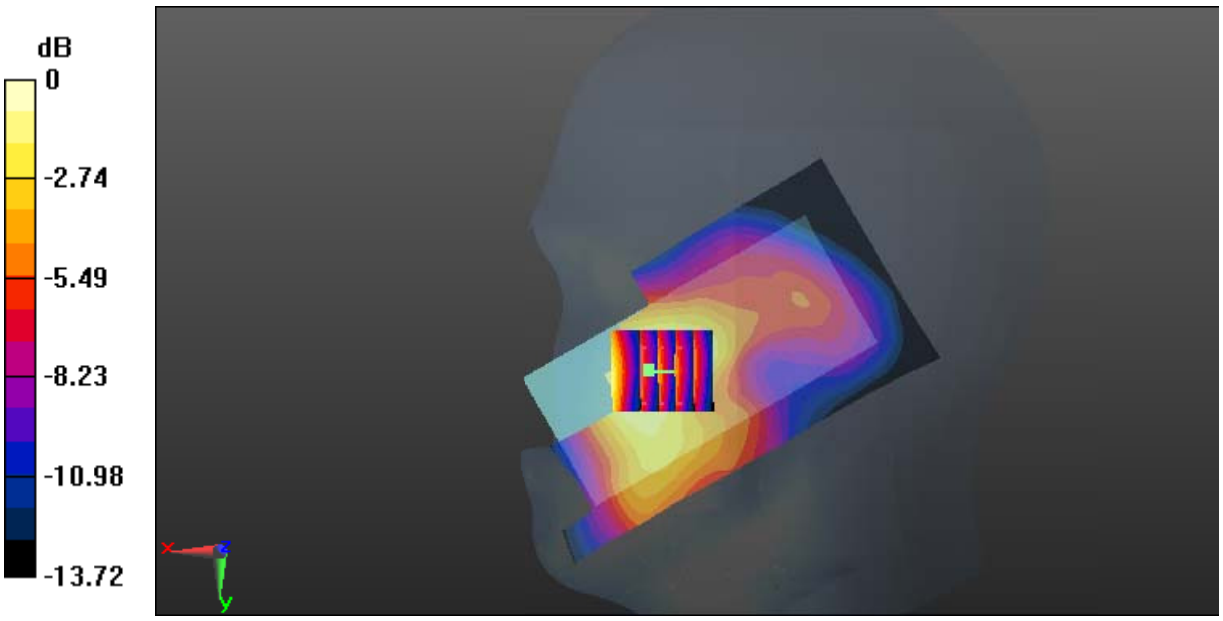

0 dB = 0.609 W/kg = -2.15 dBW/kg

Test Plot 28#: WCDMA Band 2_Head Right Tilt_Middle

DUT: 3G Smart feature Phone; Type: P281; Serial: 18010505121

Communication System: Generic WCDMA; Frequency: 1880 MHz;Duty Cycle: 1:1
Medium parameters used: f = 1880 MHz; σ = 1.427 S/m; ε_r = 39.009; ρ = 1000 kg/m^3 ;
Phantom section: Right Section

DASY5 Configuration:

- Probe: ES3DV2 - SN3019; ConvF(4.93, 4.93, 4.93); Calibrated: 2017/10/30;
- Sensor-Surface: 4mm (Mechanical Surface Detection)
- Electronics: DAE4 Sn772;Calibrated: 2017/10/9
- Phantom: Twin SAM; Type: Twin SAM V5.0; Serial: 1412
- Measurement SW: DASY52, Version 52.8 (8);

Area Scan (111x61x1): Interpolated grid: dx=1.500 mm, dy=1.500 mm
Maximum value of SAR (interpolated) = 0.323 W/kg

Zoom Scan (5x5x7)/Cube 0: Measurement grid: dx=8mm, dy=8mm, dz=5mm
Reference Value = 14.84 V/m; Power Drift = -0.01 dB
Peak SAR (extrapolated) = 0.436 W/kg
SAR(1 g) = 0.279 W/kg; SAR(10 g) = 0.172 W/kg
Maximum value of SAR (measured) = 0.298 W/kg



0 dB = 0.298 W/kg = -5.26 dBW/kg

Test Plot 29#: WCDMA Band 2_Body Back_Middle

DUT: 3G Smart feature Phone; Type: P281; Serial: 18010505121

Communication System: Generic WCDMA; Frequency: 1880 MHz;Duty Cycle: 1:1
Medium parameters used: f = 1880 MHz; σ = 1.534 S/m; ε_r = 52.653; ρ = 1000 kg/m^3 ;
Phantom section: Left Section

DASY5 Configuration:

- Probe: ES3DV2 - SN3019; ConvF(4.65, 4.65, 4.65); Calibrated: 2017/10/30;
- Sensor-Surface: 4mm (Mechanical Surface Detection)
- Electronics: DAE4 Sn772;Calibrated: 2017/10/9
- Phantom: Triple Flat Phantom 5.1C; Type: QD 000 P51 CA; Serial: 1130
- Measurement SW: DASY52, Version 52.8 (8);

Area Scan (121x61x1): Interpolated grid: dx=1.500 mm, dy=1.500 mm
Maximum value of SAR (interpolated) = 0.763 W/kg

Zoom Scan (8x7x7)/Cube 0: Measurement grid: dx=8mm, dy=8mm, dz=5mm
Reference Value = 10.30 V/m; Power Drift = -0.08 dB
Peak SAR (extrapolated) = 1.08 W/kg
SAR(1 g) = 0.670 W/kg; SAR(10 g) = 0.415 W/kg
Maximum value of SAR (measured) = 0.715 W/kg

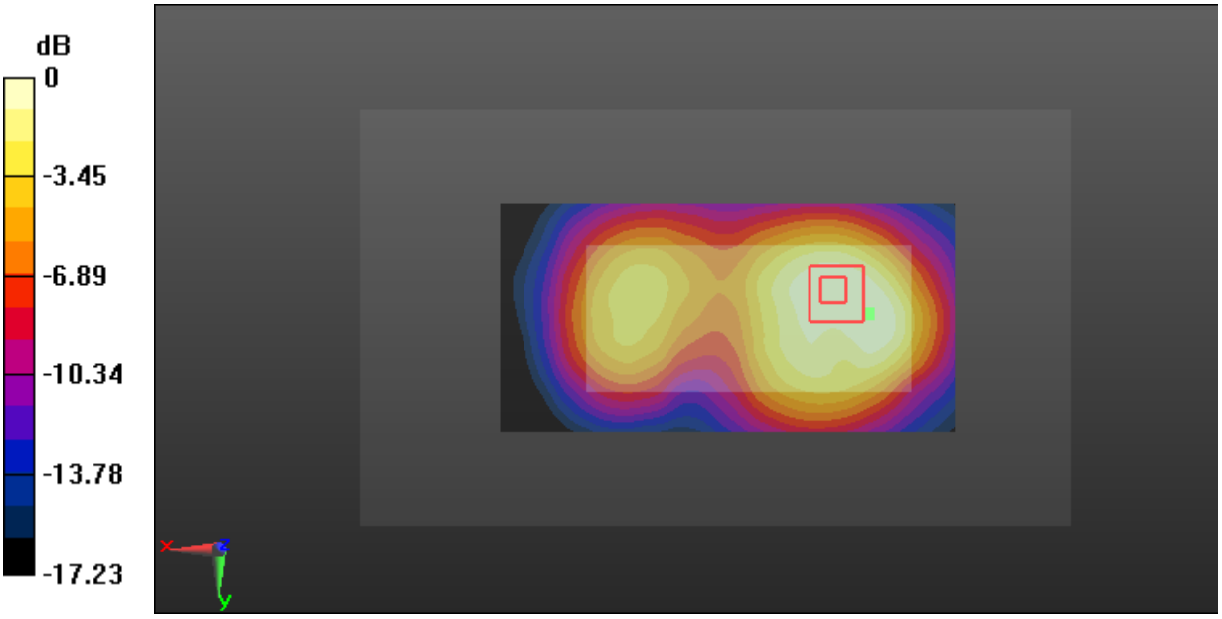

0 dB = 0.715 W/kg = -1.46 dBW/kg

Test Plot 30#: WCDMA Band 2_Body Left_Middle

DUT: 3G Smart feature Phone; Type: P281; Serial: 18010505121

Communication System: Generic WCDMA; Frequency: 1880 MHz;Duty Cycle: 1:1
Medium parameters used: f = 1880 MHz; σ = 1.534 S/m; ε_r = 52.653; ρ = 1000 kg/m^3 ;
Phantom section: Left Section

DASY5 Configuration:

- Probe: ES3DV2 - SN3019; ConvF(4.65, 4.65, 4.65); Calibrated: 2017/10/30;
- Sensor-Surface: 4mm (Mechanical Surface Detection)
- Electronics: DAE4 Sn772;Calibrated: 2017/10/9
- Phantom: Triple Flat Phantom 5.1C; Type: QD 000 P51 CA; Serial: 1130
- Measurement SW: DASY52, Version 52.8 (8);

Area Scan (101x41x1): Interpolated grid: dx=1.500 mm, dy=1.500 mm
Maximum value of SAR (interpolated) = 0.344 W/kg

Zoom Scan (5x5x7)/Cube 0: Measurement grid: dx=8mm, dy=8mm, dz=5mm
Reference Value = 7.532 V/m; Power Drift = 0.11 dB
Peak SAR (extrapolated) = 0.507 W/kg
SAR(1 g) = 0.302 W/kg; SAR(10 g) = 0.175 W/kg
Maximum value of SAR (measured) = 0.331 W/kg



0 dB = 0.331 W/kg = -4.80 dBW/kg

Test Plot 31#: WCDMA Band 2_Body Right_Middle

DUT: 3G Smart feature Phone; Type: P281; Serial: 18010505121

Communication System: Generic WCDMA; Frequency: 1880 MHz;Duty Cycle: 1:1
Medium parameters used: f = 1880 MHz; σ = 1.534 S/m; ε_r = 52.653; ρ = 1000 kg/m^3 ;
Phantom section: Left Section

DASY5 Configuration:

- Probe: ES3DV2 - SN3019; ConvF(4.65, 4.65, 4.65); Calibrated: 2017/10/30;
- Sensor-Surface: 4mm (Mechanical Surface Detection)
- Electronics: DAE4 Sn772;Calibrated: 2017/10/9
- Phantom: Triple Flat Phantom 5.1C; Type: QD 000 P51 CA; Serial: 1130
- Measurement SW: DASY52, Version 52.8 (8);

Area Scan (101x41x1): Interpolated grid: dx=1.500 mm, dy=1.500 mm
Maximum value of SAR (interpolated) = 0.229 W/kg

Zoom Scan (5x5x7)/Cube 0: Measurement grid: dx=8mm, dy=8mm, dz=5mm
Reference Value = 10.53 V/m; Power Drift = 0.09 dB
Peak SAR (extrapolated) = 0.340 W/kg
SAR(1 g) = 0.206 W/kg; SAR(10 g) = 0.121 W/kg
Maximum value of SAR (measured) = 0.224 W/kg



0 dB = 0.224 W/kg = -6.50 dBW/kg

Test Plot 32#: WCDMA Band 2_Body Bottom_Middle

DUT: 3G Smart feature Phone; Type: P281; Serial: 18010505121

Communication System: Generic WCDMA; Frequency: 1880 MHz;Duty Cycle: 1:1
Medium parameters used: f = 1880 MHz; σ = 1.534 S/m; ε_r = 52.653; ρ = 1000 kg/m^3 ;
Phantom section: Left Section

DASY5 Configuration:

- Probe: ES3DV2 - SN3019; ConvF(4.65, 4.65, 4.65); Calibrated: 2017/10/30;
- Sensor-Surface: 4mm (Mechanical Surface Detection)
- Electronics: DAE4 Sn772;Calibrated: 2017/10/9
- Phantom: Triple Flat Phantom 5.1C; Type: QD 000 P51 CA; Serial: 1130
- Measurement SW: DASY52, Version 52.8 (8);

Area Scan (61x61x1): Interpolated grid: dx=1.500 mm, dy=1.500 mm
Maximum value of SAR (interpolated) = 0.860 W/kg

Zoom Scan (5x5x7)/Cube 0: Measurement grid: dx=8mm, dy=8mm, dz=5mm
Reference Value = 22.20 V/m; Power Drift = -0.14 dB
Peak SAR (extrapolated) = 1.31 W/kg
SAR(1 g) = 0.763 W/kg; SAR(10 g) = 0.416 W/kg
Maximum value of SAR (measured) = 0.855 W/kg



0 dB = 0.855 W/kg = -0.68 dBW/kg

Test Plot 33#: WCDMA Band 5_Head Left Cheek_Middle

DUT: 3G Smart feature Phone; Type: P281; Serial: 18010505121

Communication System: Generic WCDMA; Frequency: 836.6 MHz;Duty Cycle: 1:1
Medium parameters used: f = 836.6 MHz; σ = 0.921 S/m; ε_r = 40.859; ρ = 1000 kg/m^3 ;
Phantom section: Left Section

DASY5 Configuration:

- Probe: ES3DV2 - SN3019; ConvF(6.57, 6.57, 6.57); Calibrated: 2017/10/30;
- Sensor-Surface: 4mm (Mechanical Surface Detection)
- Electronics: DAE4 Sn772;Calibrated: 2017/10/9
- Phantom: Twin SAM; Type: Twin SAM V5.0; Serial: 1412
- Measurement SW: DASY52, Version 52.8 (8);

Area Scan (111x61x1): Interpolated grid: dx=1.500 mm, dy=1.500 mm
Maximum value of SAR (interpolated) = 0.475 W/kg

Zoom Scan (6x6x7)/Cube 0: Measurement grid: dx=8mm, dy=8mm, dz=5mm
Reference Value = 7.110 V/m; Power Drift = 0.11 dB
Peak SAR (extrapolated) = 0.547 W/kg
SAR(1 g) = 0.450 W/kg; SAR(10 g) = 0.348 W/kg
Maximum value of SAR (measured) = 0.470 W/kg



0 dB = 0.470 W/kg = -3.28 dBW/kg

Test Plot 34#: WCDMA Band 5_Head Left Tilt_Middle

DUT: 3G Smart feature Phone; Type: P281; Serial: 18010505121

Communication System: Generic WCDMA; Frequency: 836.6 MHz;Duty Cycle: 1:1
Medium parameters used: f = 836.6 MHz; σ = 0.921 S/m; ε_r = 40.859; ρ = 1000 kg/m^3 ;
Phantom section: Left Section

DASY5 Configuration:

- Probe: ES3DV2 - SN3019; ConvF(6.57, 6.57, 6.57); Calibrated: 2017/10/30;
- Sensor-Surface: 4mm (Mechanical Surface Detection)
- Electronics: DAE4 Sn772;Calibrated: 2017/10/9
- Phantom: Twin SAM; Type: Twin SAM V5.0; Serial: 1412
- Measurement SW: DASY52, Version 52.8 (8);

Area Scan (111x61x1): Interpolated grid: dx=1.500 mm, dy=1.500 mm
Maximum value of SAR (interpolated) = 0.237 W/kg

Zoom Scan (5x5x7)/Cube 0: Measurement grid: dx=8mm, dy=8mm, dz=5mm
Reference Value = 9.549 V/m; Power Drift = -0.15 dB
Peak SAR (extrapolated) = 0.271 W/kg
SAR(1 g) = 0.222 W/kg; SAR(10 g) = 0.172 W/kg
Maximum value of SAR (measured) = 0.230 W/kg



0 dB = 0.230 W/kg = -6.38 dBW/kg

Test Plot 35#: WCDMA Band 5_Head Right Cheek_Middle

DUT: 3G Smart feature Phone; Type: P281; Serial: 18010505121

Communication System: Generic WCDMA; Frequency: 836.6 MHz;Duty Cycle: 1:1
Medium parameters used: f = 836.6 MHz; σ = 0.921 S/m; ε_r = 40.859; ρ = 1000 kg/m^3 ;
Phantom section: Right Section

DASY5 Configuration:

- Probe: ES3DV2 - SN3019; ConvF(6.57, 6.57, 6.57); Calibrated: 2017/10/30;
- Sensor-Surface: 4mm (Mechanical Surface Detection)
- Electronics: DAE4 Sn772;Calibrated: 2017/10/9
- Phantom: Twin SAM; Type: Twin SAM V5.0; Serial: 1412
- Measurement SW: DASY52, Version 52.8 (8);

Area Scan (111x61x1): Interpolated grid: dx=1.500 mm, dy=1.500 mm
Maximum value of SAR (interpolated) = 0.436 W/kg

Zoom Scan (5x5x7)/Cube 0: Measurement grid: dx=8mm, dy=8mm, dz=5mm
Reference Value = 9.703 V/m; Power Drift = -0.08 dB
Peak SAR (extrapolated) = 0.502 W/kg
SAR(1 g) = 0.414 W/kg; SAR(10 g) = 0.324 W/kg
Maximum value of SAR (measured) = 0.430 W/kg



0 dB = 0.430 W/kg = -3.67 dBW/kg

Test Plot 36#: WCDMA Band 5_Head Right Tilt_Middle

DUT: 3G Smart feature Phone; Type: P281; Serial: 18010505121

Communication System: Generic WCDMA; Frequency: 836.6 MHz;Duty Cycle: 1:1
Medium parameters used: f = 836.6 MHz; σ = 0.921 S/m; ε_r = 40.859; ρ = 1000 kg/m^3 ;
Phantom section: Right Section

DASY5 Configuration:

- Probe: ES3DV2 - SN3019; ConvF(6.57, 6.57, 6.57); Calibrated: 2017/10/30;
- Sensor-Surface: 4mm (Mechanical Surface Detection)
- Electronics: DAE4 Sn772;Calibrated: 2017/10/9
- Phantom: Twin SAM; Type: Twin SAM V5.0; Serial: 1412
- Measurement SW: DASY52, Version 52.8 (8);

Area Scan (111x61x1): Interpolated grid: dx=1.500 mm, dy=1.500 mm
Maximum value of SAR (interpolated) = 0.211 W/kg

Zoom Scan (5x5x7)/Cube 0: Measurement grid: dx=8mm, dy=8mm, dz=5mm
Reference Value = 11.70 V/m; Power Drift = -0.07 dB
Peak SAR (extrapolated) = 0.246 W/kg
SAR(1 g) = 0.201 W/kg; SAR(10 g) = 0.155 W/kg
Maximum value of SAR (measured) = 0.210 W/kg

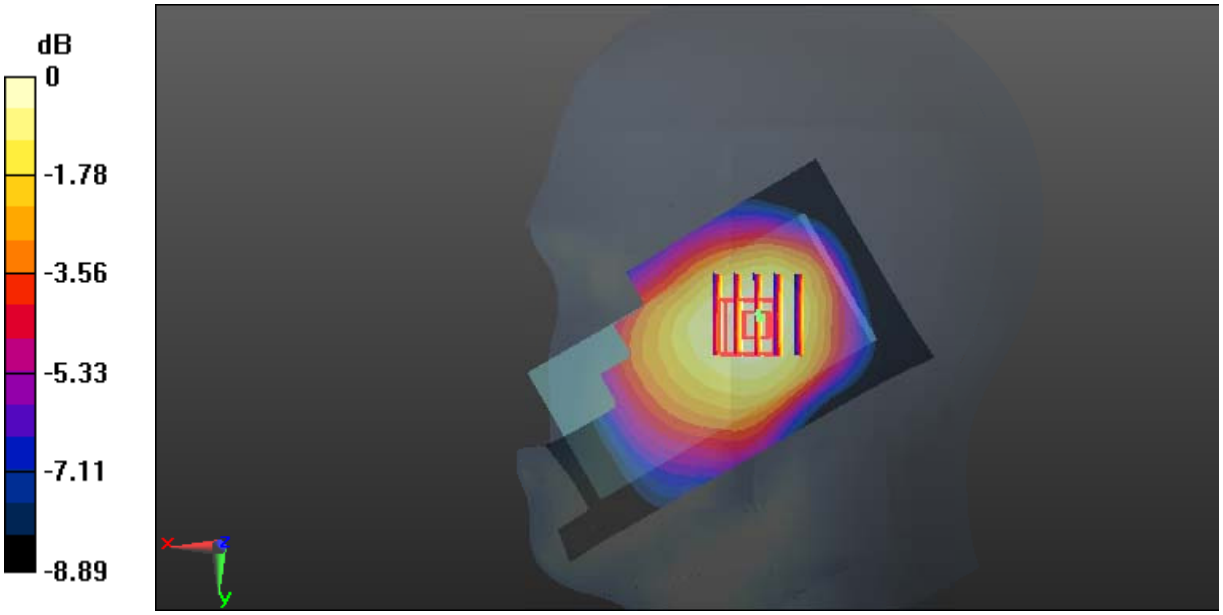

0 dB = 0.210 W/kg = -6.78 dBW/kg

Test Plot 37#: WCDMA Band 5_Body Back_Middle

DUT: 3G Smart feature Phone; Type: P281; Serial: 18010505121

Communication System: Generic WCDMA; Frequency: 836.6 MHz;Duty Cycle: 1:1
Medium parameters used: f = 836.6 MHz; σ = 0.986 S/m; ε_r = 54.66; ρ = 1000 kg/m^3 ;
Phantom section: Right Section

DASY5 Configuration:

- Probe: ES3DV2 - SN3019; ConvF(6.42, 6.42, 6.42); Calibrated: 2017/10/30;
- Sensor-Surface: 4mm (Mechanical Surface Detection)
- Electronics: DAE4 Sn772;Calibrated: 2017/10/9
- Phantom: Triple Flat Phantom 5.1C; Type: QD 000 P51 CA; Serial: 1130
- Measurement SW: DASY52, Version 52.8 (8);

Area Scan (111x61x1): Interpolated grid: dx=1.500 mm, dy=1.500 mm
Maximum value of SAR (interpolated) = 0.776 W/kg

Zoom Scan (5x5x7)/Cube 0: Measurement grid: dx=8mm, dy=8mm, dz=5mm
Reference Value = 26.91 V/m; Power Drift = 0.01 dB
Peak SAR (extrapolated) = 0.930 W/kg
SAR(1 g) = 0.738 W/kg; SAR(10 g) = 0.551 W/kg
Maximum value of SAR (measured) = 0.777 W/kg



0 dB = 0.777 W/kg = -1.10 dBW/kg

Test Plot 38#: WCDMA Band 5_Body Left_Middle

DUT: 3G Smart feature Phone; Type: P281; Serial: 18010505121

Communication System: Generic WCDMA; Frequency: 836.6 MHz;Duty Cycle: 1:1
Medium parameters used: f = 836.6 MHz; σ = 0.986 S/m; ε_r = 54.66; ρ = 1000 kg/m^3 ;
Phantom section: Right Section

DASY5 Configuration:

- Probe: ES3DV2 - SN3019; ConvF(6.42, 6.42, 6.42); Calibrated: 2017/10/30;
- Sensor-Surface: 4mm (Mechanical Surface Detection)
- Electronics: DAE4 Sn772;Calibrated: 2017/10/9
- Phantom: Triple Flat Phantom 5.1C; Type: QD 000 P51 CA; Serial: 1130
- Measurement SW: DASY52, Version 52.8 (8);

Area Scan (101x41x1): Interpolated grid: dx=1.500 mm, dy=1.500 mm
Maximum value of SAR (interpolated) = 0.358 W/kg

Zoom Scan (5x5x7)/Cube 0: Measurement grid: dx=8mm, dy=8mm, dz=5mm
Reference Value = 19.41 V/m; Power Drift = 0.06 dB
Peak SAR (extrapolated) = 0.461 W/kg
SAR(1 g) = 0.335 W/kg; SAR(10 g) = 0.233 W/kg
Maximum value of SAR (measured) = 0.356 W/kg



0 dB = 0.356 W/kg = -4.49 dBW/kg

Test Plot 39#: WCDMA Band 5_Body Right_Middle

DUT: 3G Smart feature Phone; Type: P281; Serial: 18010505121

Communication System: Generic WCDMA; Frequency: 836.6 MHz;Duty Cycle: 1:1
Medium parameters used: f = 836.6 MHz; σ = 0.986 S/m; ε_r = 54.66; ρ = 1000 kg/m^3 ;
Phantom section: Right Section

DASY5 Configuration:

- Probe: ES3DV2 - SN3019; ConvF(6.42, 6.42, 6.42); Calibrated: 2017/10/30;
- Sensor-Surface: 4mm (Mechanical Surface Detection)
- Electronics: DAE4 Sn772;Calibrated: 2017/10/9
- Phantom: Triple Flat Phantom 5.1C; Type: QD 000 P51 CA; Serial: 1130
- Measurement SW: DASY52, Version 52.8 (8);

Area Scan (101x41x1): Interpolated grid: dx=1.500 mm, dy=1.500 mm
Maximum value of SAR (interpolated) = 0.377 W/kg

Zoom Scan (5x5x7)/Cube 0: Measurement grid: dx=8mm, dy=8mm, dz=5mm
Reference Value = 19.55 V/m; Power Drift = 0.01 dB
Peak SAR (extrapolated) = 0.493 W/kg
SAR(1 g) = 0.358 W/kg; SAR(10 g) = 0.249 W/kg
Maximum value of SAR (measured) = 0.380 W/kg



0 dB = 0.380 W/kg = -4.20 dBW/kg

Test Plot 40#: WCDMA Band 5_Body Bottom_Middle

DUT: 3G Smart feature Phone; Type: P281; Serial: 18010505121

Communication System: Generic WCDMA; Frequency: 836.6 MHz;Duty Cycle: 1:1
Medium parameters used: f = 836.6 MHz; σ = 0.986 S/m; ε_r = 54.66; ρ = 1000 kg/m^3 ;
Phantom section: Right Section

DASY5 Configuration:

- Probe: ES3DV2 - SN3019; ConvF(6.42, 6.42, 6.42); Calibrated: 2017/10/30;
- Sensor-Surface: 4mm (Mechanical Surface Detection)
- Electronics: DAE4 Sn772;Calibrated: 2017/10/9
- Phantom: Triple Flat Phantom 5.1C; Type: QD 000 P51 CA; Serial: 1130
- Measurement SW: DASY52, Version 52.8 (8);

Area Scan (61x61x1): Interpolated grid: dx=1.500 mm, dy=1.500 mm
Maximum value of SAR (interpolated) = 0.0519 W/kg

Zoom Scan (5x5x7)/Cube 0: Measurement grid: dx=8mm, dy=8mm, dz=5mm
Reference Value = 7.100 V/m; Power Drift = 0.05 dB
Peak SAR (extrapolated) = 0.0840 W/kg
SAR(1 g) = 0.048 W/kg; SAR(10 g) = 0.031 W/kg
Maximum value of SAR (measured) = 0.0513 W/kg



0 dB = 0.0513 W/kg = -12.90 dBW/kg

Test Plot 41#: WLAN 2.4G Mode B_Head Left Cheek_Middle

DUT: 3G Smart feature Phone; Type: P281; Serial: 18010505121

Communication System: IEEE 802.11b WiFi 2.4 GHz; Frequency: 2437 MHz;Duty Cycle: 1:1
Medium parameters used: f = 2437 MHz; σ = 1.799 S/m; ε_r = 40.195; ρ = 1000 kg/m^3
Phantom section: Left Section

DASY5 Configuration:

- Probe: ES3DV2 - SN3019; ConvF(4.41, 4.41, 4.41); Calibrated: 2017/10/30;
- Sensor-Surface: 4mm (Mechanical Surface Detection)
- Electronics: DAE4 Sn772; Calibrated: 2017/10/9
- Phantom: SAM 1; Type: QD000P40CC; Serial: TP:1412
- Measurement SW: DASY52, Version 52.8 (8);

Area Scan (141x71x1): Interpolated grid: dx=1.200 mm, dy=1.200 mm
Maximum value of SAR (interpolated) = 0.802 W/kg

Zoom Scan (5x5x7)/Cube 0: Measurement grid: dx=8mm, dy=8mm, dz=5mm
Reference Value = 16.84 V/m; Power Drift = 0.03 dB
Peak SAR (extrapolated) = 1.75 W/kg
SAR(1 g) = 0.720 W/kg; SAR(10 g) = 0.353 W/kg
Maximum value of SAR (measured) = 0.756 W/kg

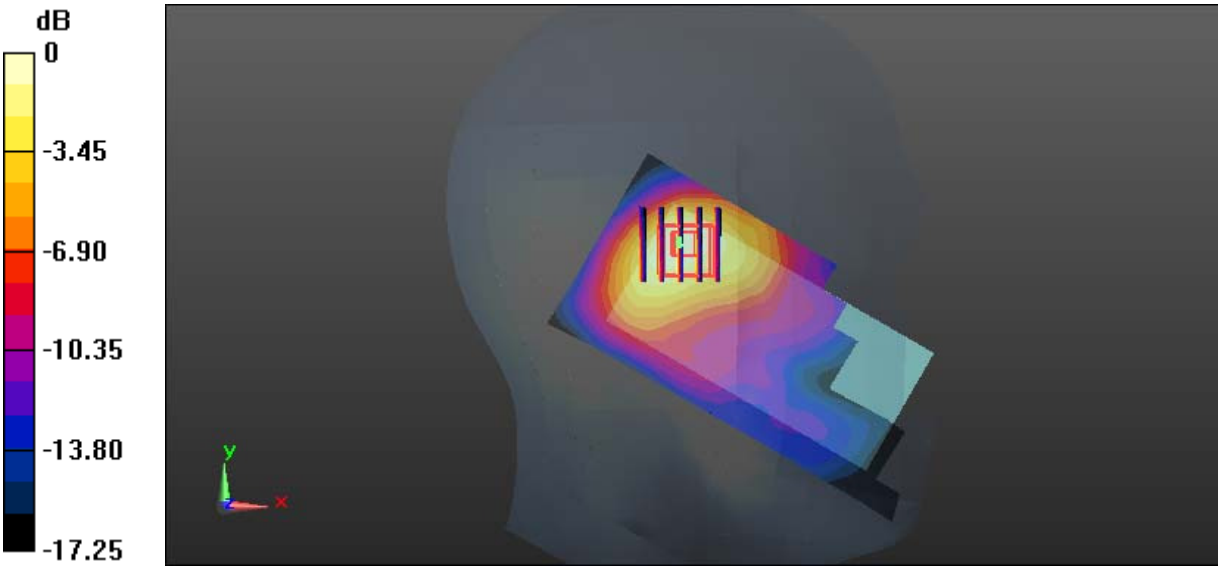

0 dB = 0.756 W/kg = -1.21 dBW/kg

Test Plot 42#: WLAN 2.4G Mode B_Head Left Tilt_Middle

DUT: 3G Smart feature Phone; Type: P281; Serial: 18010505121

Communication System: IEEE 802.11b WiFi 2.4 GHz; Frequency: 2437 MHz;Duty Cycle: 1:1
Medium parameters used: f = 2437 MHz; σ = 1.799 S/m; ε_r = 40.195; ρ = 1000 kg/m^3
Phantom section: Left Section

DASY5 Configuration:

- Probe: ES3DV2 - SN3019; ConvF(4.41, 4.41, 4.41); Calibrated: 2017/10/30;
- Sensor-Surface: 4mm (Mechanical Surface Detection)
- Electronics: DAE4 Sn772; Calibrated: 2017/10/9
- Phantom: SAM 1; Type: QD000P40CC; Serial: TP:1412
- Measurement SW: DASY52, Version 52.8 (8);

Area Scan (141x71x1): Interpolated grid: dx=1.200 mm, dy=1.200 mm
Maximum value of SAR (interpolated) = 0.611 W/kg

Zoom Scan (5x5x7)/Cube 0: Measurement grid: dx=8mm, dy=8mm, dz=5mm
Reference Value = 16.25 V/m; Power Drift = 0.04 dB
Peak SAR (extrapolated) = 1.24 W/kg
SAR(1 g) = 0.542 W/kg; SAR(10 g) = 0.276 W/kg
Maximum value of SAR (measured) = 0.576 W/kg



0 dB = 0.576 W/kg = -2.40 dBW/kg

Test Plot 43#: WLAN 2.4G Mode B_Head Right Cheek_Middle

DUT: 3G Smart feature Phone; Type: P281; Serial: 18010505121

Communication System: IEEE 802.11b WiFi 2.4 GHz; Frequency: 2437 MHz;Duty Cycle: 1:1
Medium parameters used: f = 2437 MHz; σ = 1.799 S/m; ε_r = 40.195; ρ = 1000 kg/m^3
Phantom section: Right Section

DASY5 Configuration:

- Probe: ES3DV2 - SN3019; ConvF(4.41, 4.41, 4.41); Calibrated: 2017/10/30;
- Sensor-Surface: 4mm (Mechanical Surface Detection)
- Electronics: DAE4 Sn772; Calibrated: 2017/10/9
- Phantom: SAM 1; Type: QD000P40CC; Serial: TP:1412
- Measurement SW: DASY52, Version 52.8 (8);

Area Scan (141x71x1): Interpolated grid: dx=1.200 mm, dy=1.200 mm
Maximum value of SAR (interpolated) = 0.561 W/kg

Zoom Scan (5x5x7)/Cube 0: Measurement grid: dx=8mm, dy=8mm, dz=5mm
Reference Value = 15.54 V/m; Power Drift = 0.12 dB
Peak SAR (extrapolated) = 0.957 W/kg
SAR(1 g) = 0.509 W/kg; SAR(10 g) = 0.274 W/kg
Maximum value of SAR (measured) = 0.562 W/kg

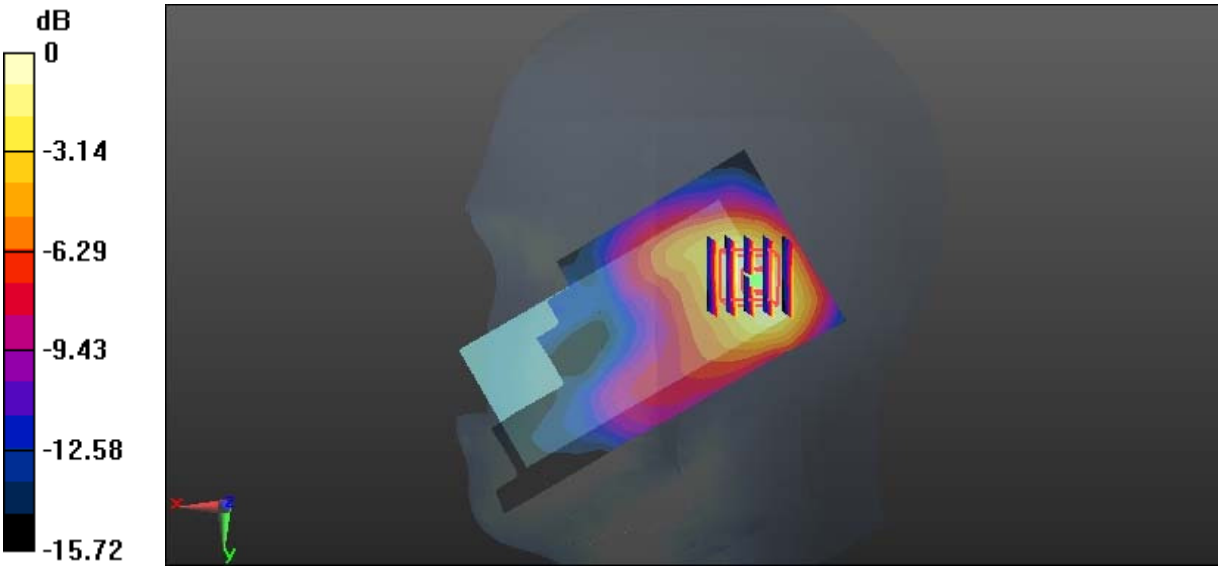

0 dB = 0.562 W/kg = -2.50 dBW/kg

Test Plot 44#: WLAN 2.4G Mode B_Head Right Tilt_Middle

DUT: 3G Smart feature Phone; Type: P281; Serial: 18010505121

Communication System: IEEE 802.11b WiFi 2.4 GHz; Frequency: 2437 MHz;Duty Cycle: 1:1
Medium parameters used: f = 2437 MHz; σ = 1.799 S/m; ε_r = 40.195; ρ = 1000 kg/m^3
Phantom section: Right Section

DASY5 Configuration:

- Probe: ES3DV2 - SN3019; ConvF(4.41, 4.41, 4.41); Calibrated: 2017/10/30;
- Sensor-Surface: 4mm (Mechanical Surface Detection)
- Electronics: DAE4 Sn772; Calibrated: 2017/10/9
- Phantom: SAM 1; Type: QD000P40CC; Serial: TP:1412
- Measurement SW: DASY52, Version 52.8 (8);

Area Scan (141x71x1): Interpolated grid: dx=1.200 mm, dy=1.200 mm
Maximum value of SAR (interpolated) = 0.518 W/kg

Zoom Scan (5x5x7)/Cube 0: Measurement grid: dx=8mm, dy=8mm, dz=5mm
Reference Value = 15.16 V/m; Power Drift = -0.03 dB
Peak SAR (extrapolated) = 0.924 W/kg
SAR(1 g) = 0.478 W/kg; SAR(10 g) = 0.250 W/kg
Maximum value of SAR (measured) = 0.532 W/kg

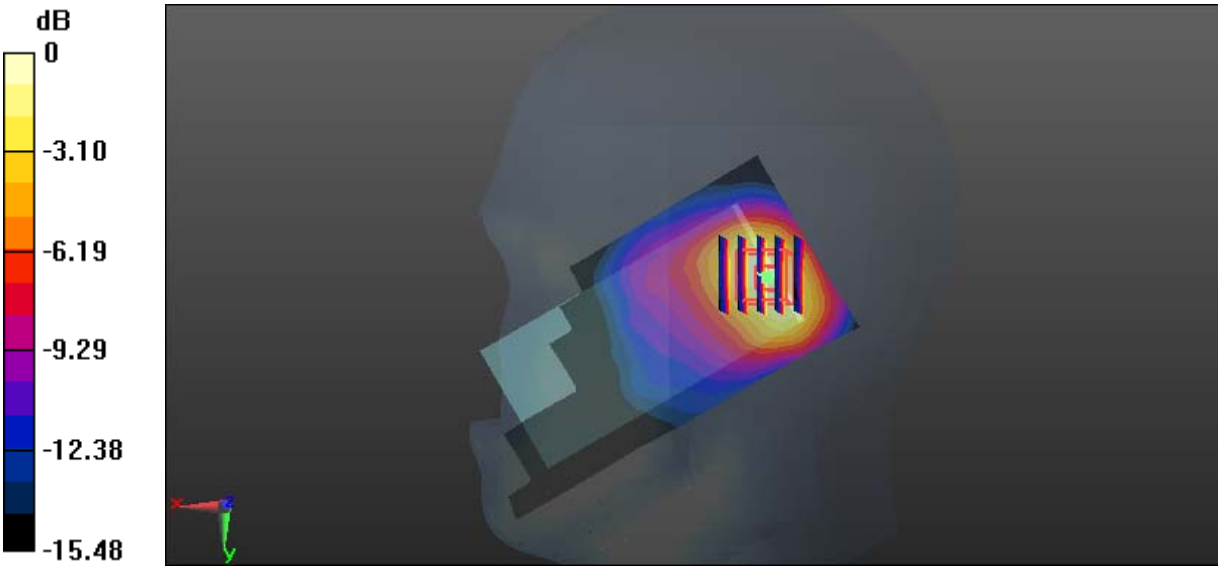

0 dB = 0.532 W/kg = -2.74 dBW/kg

Test Plot 45#: WLAN 2.4G Mode B_Body Back_Middle

DUT: 3G Smart feature Phone; Type: P281; Serial: 18010505121

Communication System: IEEE 802.11b WiFi 2.4 GHz; Frequency: 2437 MHz;Duty Cycle: 1:1
Medium parameters used: f = 2437 MHz; σ = 1.954 S/m; ε_r = 54.396; ρ = 1000 kg/m^3
Phantom section: Center Section

DASY5 Configuration:

- Probe: ES3DV2 - SN3019; ConvF(4.05, 4.05, 4.05); Calibrated: 2017/10/30;
- Sensor-Surface: 4mm (Mechanical Surface Detection)
- Electronics: DAE4 Sn772; Calibrated: 2017/10/9
- Phantom: Triple Flat Phantom 5.1C; Type: QD 000 P51 CA; Serial: 1130
- Measurement SW: DASY52, Version 52.8 (8);

Area Scan (141x81x1): Interpolated grid: dx=1.200 mm, dy=1.200 mm
Maximum value of SAR (interpolated) = 0.148 W/kg

Zoom Scan (6x7x7)/Cube 0: Measurement grid: dx=8mm, dy=8mm, dz=5mm
Reference Value = 5.328 V/m; Power Drift = 0.07 dB
Peak SAR (extrapolated) = 0.229 W/kg
SAR(1 g) = 0.120 W/kg; SAR(10 g) = 0.067 W/kg
Maximum value of SAR (measured) = 0.126 W/kg

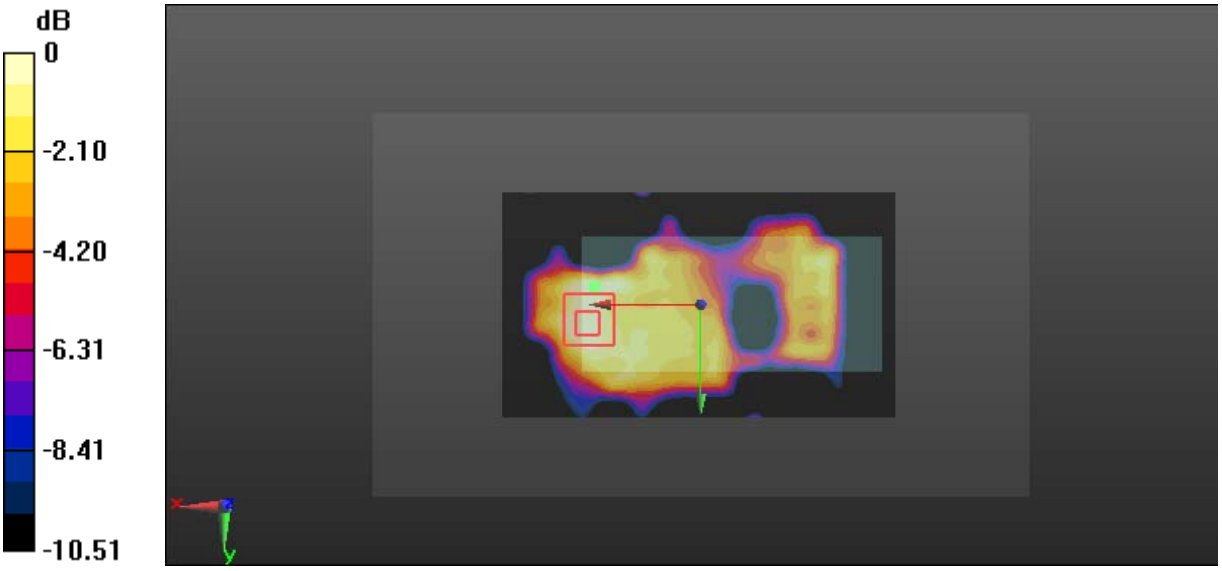

0 dB = 0.126 W/kg = -9.00 dBW/kg

Test Plot 46#: WLAN 2.4G Mode B_Body Right_Middle

DUT: 3G Smart feature Phone; Type: P281; Serial: 18010505121

Communication System: IEEE 802.11b WiFi 2.4 GHz; Frequency: 2437 MHz;Duty Cycle: 1:1
Medium parameters used: f = 2437 MHz; σ = 1.954 S/m; ε_r = 54.396; ρ = 1000 kg/m^3
Phantom section: Center Section

DASY5 Configuration:

- Probe: ES3DV2 - SN3019; ConvF(4.05, 4.05, 4.05); Calibrated: 2017/10/30;
- Sensor-Surface: 4mm (Mechanical Surface Detection)
- Electronics: DAE4 Sn772; Calibrated: 2017/10/9
- Phantom: Triple Flat Phantom 5.1C; Type: QD 000 P51 CA; Serial: 1130
- Measurement SW: DASY52, Version 52.8 (8);

Area Scan (121x51x1): Interpolated grid: dx=1.200 mm, dy=1.200 mm
Maximum value of SAR (interpolated) = 0.114 W/kg

Zoom Scan (6x6x7)/Cube 0: Measurement grid: dx=8mm, dy=8mm, dz=5mm
Reference Value = 3.263 V/m; Power Drift = -0.06 dB
Peak SAR (extrapolated) = 0.145 W/kg
SAR(1 g) = 0.076 W/kg; SAR(10 g) = 0.041 W/kg
Maximum value of SAR (measured) = 0.0839 W/kg

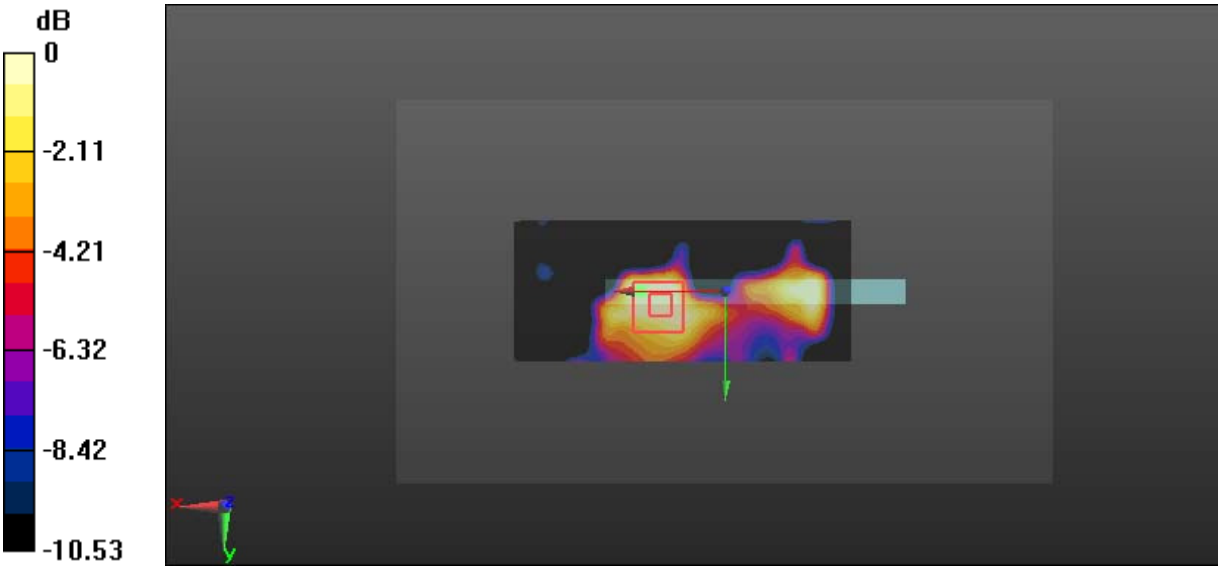

0 dB = 0.0839 W/kg = -10.76 dBW/kg

Test Plot 47#: WLAN 2.4G Mode B_Body Top_Middle

DUT: 3G Smart feature Phone; Type: P281; Serial: 18010505121

Communication System: IEEE 802.11b WiFi 2.4 GHz; Frequency: 2437 MHz;Duty Cycle: 1:1
Medium parameters used: f = 2437 MHz; σ = 1.954 S/m; ε_r = 54.396; ρ = 1000 kg/m^3
Phantom section: Center Section

DASY5 Configuration:

- Probe: ES3DV2 - SN3019; ConvF(4.05, 4.05, 4.05); Calibrated: 2017/10/30;
- Sensor-Surface: 4mm (Mechanical Surface Detection)
- Electronics: DAE4 Sn772; Calibrated: 2017/10/9
- Phantom: Triple Flat Phantom 5.1C; Type: QD 000 P51 CA; Serial: 1130
- Measurement SW: DASY52, Version 52.8 (8);

Area Scan (81x81x1): Interpolated grid: dx=1.200 mm, dy=1.200 mm
Maximum value of SAR (interpolated) = 0.139 W/kg

Zoom Scan (5x5x7)/Cube 0: Measurement grid: dx=8mm, dy=8mm, dz=5mm
Reference Value = 7.901 V/m; Power Drift = -0.14 dB
Peak SAR (extrapolated) = 0.201 W/kg
SAR(1 g) = 0.120 W/kg; SAR(10 g) = 0.066 W/kg
Maximum value of SAR (measured) = 0.137 W/kg

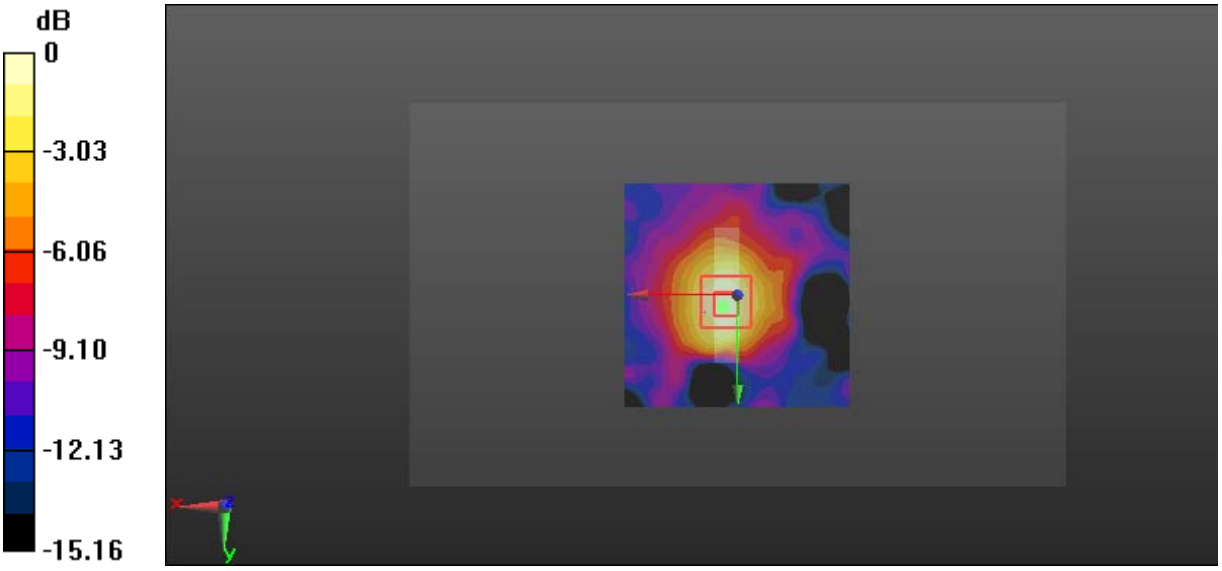

0 dB = 0.137 W/kg = -8.63 dBW/kg