eurofins | Product Service

# EMC TEST REPORT

**FCC 47 CFR Part 15B**
**Industry Canada RSS-Gen**

**Electromagnetic compatibility - Unintentional radiators**

| | |
|---|---|
| **Report Reference No**. ..... : | G0M-1409-4154-EF0715B-V01 |
| **Testing Laboratory** ..... : | Eurofins Product Service GmbH |
| Address ..... : | Storkower Str. 38c<br>15526 Reichenwalde<br>Germany |
| Accreditation ..... : | A2LA Accredited Testing Laboratory, Certificate No.: 1983.01<br>FCC Filed Test Laboratory, Reg.-No.: 96970<br>IC OATS Filing assigned code: 3470A |
| **Applicant's name** ..... : | Amor Gummiwaren GmbH |
| Address ..... : | August-Rost-Straße 4<br>99310 Arnstadt<br>GERMANY |
| **Test specification:** | |
| Standard..... : | 47 CFR Part 15 Subpart B<br>RSS-Gen, Issue 3, 2010-12<br>ANSI C63.4:2009 |
| **Equipment under test (EUT):** | |
| Product description | electric device |
| Model No. | Duo |
| Additional Models | None |
| Hardware version | V2.0 |
| Firmware / Software version | BLE-Stack SD110 V6.0.0 |
| | FCC-ID: 2ADAR504002 IC: 12372A-504002 |
| **Test result** | **Passed** |

**Possible test case verdicts:**

- not applicable to test object .....: N/A
- test object does meet the requirement.....: P (Pass)
- test object does not meet the requirement.....: F (Fail)

**Testing:**

Date of receipt of test item .....: 2014-12-05

Date (s) of performance of tests .....: 2014-12-23

Compiled by..... : Marcus Klein

Tested by (+ signature)..... : Jens Marquardt .....

Approved by (+ signature) ..... : Marcus Klein .....

Date of issue ..... : 2015-02-12

Total number of pages..... : 30

**General remarks:**

**The test results presented in this report relate only to the object tested.**

**The results contained in this report reflect the results for this particular model and serial number. It is the responsibility of the manufacturer to ensure that all production models meet the intent of the requirements detailed within this report.**

This report shall not be reproduced, except in full, without the written approval of the Issuing testing laboratory.

**Additional comments:**

# Version History

| Version | Issue Date | Remarks | Revised by |
|---|---|---|---|
| V01 | 2014-12-29 | Initial Release | |



Eurofins Product Service GmbH
Storkower Str. 38c, D-15526 Reichenwalde, Germany

## REPORT INDEX


| | | |
|---|---|---|
| **1** | **EQUIPMENT (TEST ITEM) DESCRIPTION** | **5** |
| 1.1 | Photos – Equipment external | 6 |
| 1.2 | Photos – Test setup | 7 |
| 1.3 | Supporting Equipment Used During Testing | 8 |
| 1.4 | Input / Output Ports | 8 |
| 1.5 | Operating Modes and Configurations | 9 |
| 1.6 | Test Equipment Used During Testing | 10 |
| 1.7 | Sample emission level calculation | 11 |
| **2** | **RESULT SUMMARY** | **12** |
| **3** | **TEST CONDITIONS AND RESULTS** | **13** |
| 3.1 | Test Conditions and Results – Radiated emissions | 13 |
| 3.2 | Test Conditions and Results – AC power line conducted emissions | 27 |

# 1 Equipment (Test item) Description

| | |
|---|---|
| **Description** | electric device |
| **Model** | Duo |
| **Additional Models** | None |
| **Serial number** | None |
| **Hardware version** | V2.0 |
| **Software / Firmware version** | BLE-Stack SD110 V6.0.0 |
| **FCC-ID** | 2ADAR504002 |
| **IC-ID** | 12372A-504002 |
| **Power supply** | 3.7 V rechargeable LiIon battery |
| **AC/DC-Adaptor** | Model : FW7713<br>Manufacturer : FRIWO Gerätebau GmbH<br>Input : 100-240VAC / 50-60Hz<br>Output : 5VDC / 1.0A |
| **Manufacturer** | Amor Gummiwaren GmbH<br>August-Rost-Straße 4<br>99310 Arnstadt<br>GERMANY |
| **Highest emission frequency** | Fmax [MHz] = 2540 |
| **Device classification** | Class B |
| **Equipment type** | Tabletop |
| **Number of tested samples** | 1 |

## 1.1 Photos – Equipment external

**EUT**

**EUT – AC/DC Adaptor**

## 1.2 Photos – Test setup

| Test Setup : Radiated Emissions |
|---|
|  |

| Test Setup : Conducted Emissions |
|---|
| |

### 1.3 Supporting Equipment Used During Testing

| Product Type* | Device | Manufacturer | Model No. | Comments |
|---|---|---|---|---|
| AE | smart phone | LG | G2 | |

***Note:** Use the following abbreviations:

AE : Auxiliary/Associated Equipment, or

SIM : Simulator (Not Subjected to Test)

CABL : Connecting cables

### 1.4 Input / Output Ports

**No ports available**

### 1.5 Operating Modes and Configurations

| Mode # | Description |
|---|---|
| 1 | vibrating + Bluetooth communication |
| 2 | Charging |

| Configuration # | EUT Configuration |
|---|---|
| 1 | EUT in normal operation mode |
| 2 | EUT connected to Charger |

### 1.6 Test Equipment Used During Testing

| Measurement Software | | | |
|---|---|---|---|
| Description | Manufacturer | Name | Version |
| EMC Test Software | Dare Instruments | Radimation | 2014.1.15 |

| Conducted emissions | | | | | |
|---|---|---|---|---|---|
| Description | Manufacturer | Model | Identifier | Cal. Date | Cal. Due |
| Current probe | R&S | EZ-17 | EF00215 | 2013-11 | 2015-11 |
| Absorbing Clamp | R&S | MDS 21 | EF00035 | 2014-10 | 2019-10 |
| ISN | R&S | ENY41 | EF00255 | 2014-04 | 2016-04 |
| AMN | R&S | ESH2-Z5 | EF00182 | 2014-11 | 2016-11 |
| CDN | Teseq | ST08AS | EF00411 | 2013-10 | 2015-10 |
| EMI Test Receiver | R&S | ESCS 30 | EF00295 | 2014-10 | 2015-10 |

| Radiated emissions | | | | | |
|---|---|---|---|---|---|
| Description | Manufacturer | Model | Identifier | Cal. Date | Cal. Due |
| Biconical Antenna | R&S | HK 116 | EF00030 | 2014-03 | 2017-03 |
| LPD Antenna | R&S | HL 223 | EF00187 | 2014-03 | 2017-03 |
| Horn antenna | Schwarzbeck | BBHA 9120D | EF00018 | 2013-09 | 2016-09 |
| EMI Test Receiver | R&S | ESU26 | EF00887 | 2014-01 | 2015-01 |

## 1.7 Sample emission level calculation

The following is a description of terms and a sample calculation, as appears in the radiated emissions data table. The numbers used in the calculation are for example only. There is no direct correlation to the specific data taken for the product described in this document:

Reading:

This is the reading obtained on the spectrum analyzer in dBµV. Any external preamplifiers used are taken into account through internal analyzer settings.

A.F.:

This is the antenna factor for the receiving antenna. It is a conversion factor, which converts electric fields strengths to voltages, which can be measured directly on the spectrum analyzer. It is treated as a loss in dB. Cable losses have been included with the A.F. to simplify the calculations. The antenna factor is used in calculations as follows:

Reading on Analyzer (dBµV) + A.F. (dB) = Net field strength (dBµV/m)

Net:

This is the net field strength measurement (as shown above).

Limit:

This is the FCC Class B radiated emission limit (in units of dBµV/m). The FCC limits are given in units of µV/m. The following formula is used to convert the units of µV/m to dBµV/m:

Limit (dBµV/m) = 20*log (µV/m)

Margin:

This is the margin of compliance below the FCC limit. The units are given in dB. A negative margin indicates the emission was below the limit. A positive margin indicates that the emission exceeds the limit.

Example only:

| Reading | + | AF | = | Net Reading | : | Net reading - FCC limit = Margin |
|---|---|---|---|---|---|---|
| 21.5 dBµV | + | 26 dB | = | 47.5 dBµV/m | : | 47.5 dBµV/m - 57.0 dBµV/m = -9.5 dB |

## 2 Result Summary

| FCC 47 CFR Part 15B, Industry Canada RSS-Gen | | | | |
|---|---|---|---|---|
| **Product Specific Standard** | **Requirement – Test** | **Reference Method** | **Result** | **Remarks** |
| 47 CFR 15.109<br>RSS-Gen 4.9 & 4.10 | Radiated emissions | ANSI C 63.4 | PASS | - |
| 47 CFR 15.107<br>RSS-Gen 7.2.4 | AC power line conducted emissions | ANSI C63.4 | PASS | - |
| **Remarks:** | | | | |

# 3 Test Conditions and Results

## 3.1 Test Conditions and Results – Radiated emissions

| Radiated emissions acc. FCC 47 CFR 15.109 / IC RSS-Gen | | Verdict: PASS |
|---|---|---|
| Laboratory Parameters: | Required prior to the test | During the test |
| Ambient Temperature | 15 to 35 °C | 23°C |
| Relative Humidity | 30 to 60 % | 34 |
| Test according referenced standards | Reference Method | |
| | ANSI C63.4 | |
| Sample is tested with respect to the requirements of the equipment class | Equipment class | |
| | Class B | |
| Test frequency range determined from highest emission frequency | Highest emission frequency | |
| | Fmax [MHz] = 2540 | |
| Fully configured sample scanned over the following frequency range | Frequency range | |
| | 30 MHz to 13 GHz | |
| Operating mode and configuration | 1 + 2 | |

**Limits and results Class B**

| Frequency [MHz] | Quasi-Peak [dBµV/m] | Result | Average [dBµV/m] | Result | Peak [dBµV/m] | Result |
|---|---|---|---|---|---|---|
| 30 – 88 | 40 | PASS | - | | - | - |
| 88 – 216 | 43.5 | PASS | - | | - | - |
| 216 – 960 | 46 | PASS | - | | - | - |
| 960 – 1000 | 54 | PASS | - | | - | - |
| > 1000 | - | - | 54 | PASS | 74 | PASS |

Comments:

**Test Procedure:**

The test site is in accordance with ANSI C63-4:2009 requirements and is listed by FCC.
The measurement procedure is as follows:

1) The EUT was placed on a 0.8 m non conductive table at a 3 m distance from the receive antenna (ANSI C63.4: 2009 item 6.2)
2) The antenna output was connected to the measurement receiver
3) A biconical antenna was used for the frequency range 30 – 200 MHz, a logarithmic periodical antenna was used for the frequency range from 200 – 1000 MHz. Above one 1 GHz a Double Ridged Broadband Horn antenna was used. The antenna was placed on an adjustable height antenna mast
4) Emissions were maximized at each frequency by rotating the EUT and adjusting the receive antenna height and polarization. The maximum values were recorded.

**Spurious emissions under normal conditions according to FCC 15B**

Project number: G0M-1409-4154

| | |
|---|---|
| Manufacturer: | Amor Gummiwaren GmbH |
| EUT Name: | electric device |
| Model: | Duo |
| Test Site: | Eurofins Product Service GmbH |
| Operator: | Mr. Klein |
| Test Conditions: | Tnom: 23°C, Unom: 120 VAC (AC-DC Adapter) |
| Antenna: | Rohde & Schwarz HK 116, Horizontal |
| Measurement distance: | 3m |
| Mode: | charging + BT |
| Test Date: | Dienstag, 30. Dezember 2014 |
| Note: | |

Index 53

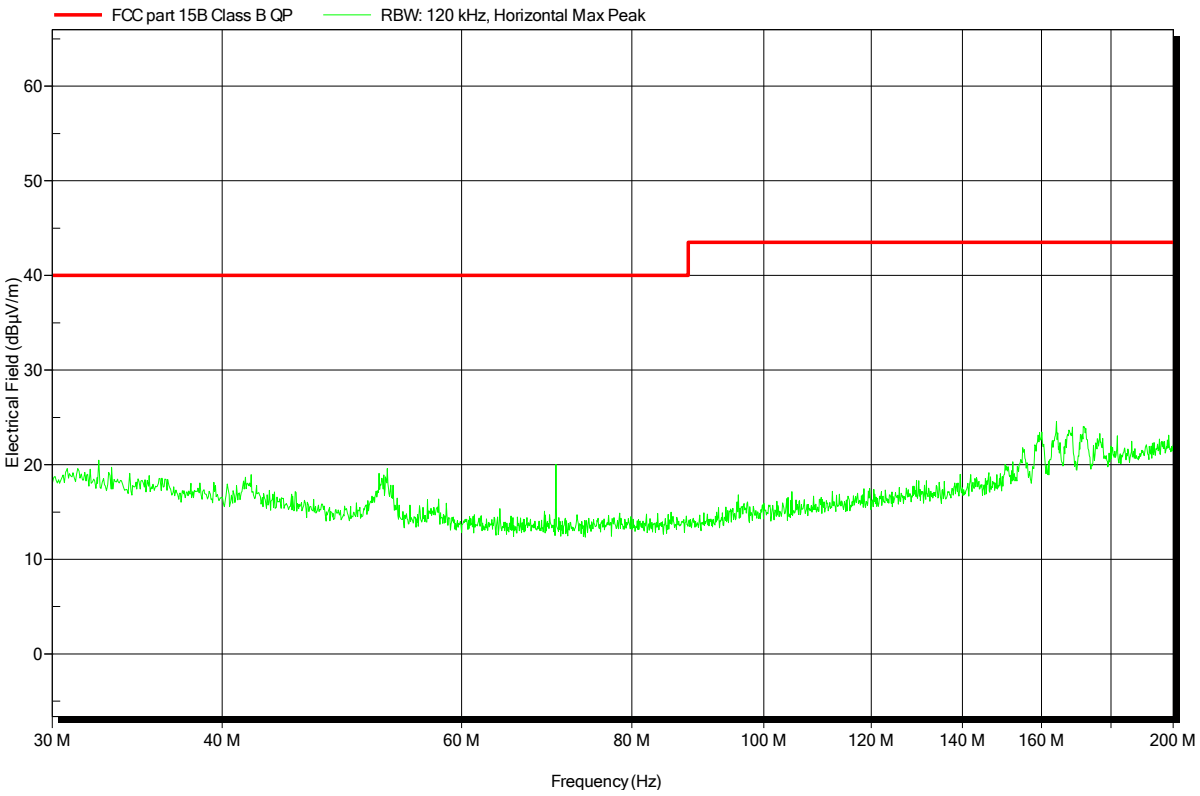

**Spurious emissions under normal conditions according to FCC 15B**

Project number: G0M-1409-4154

| | |
|---|---|
| Manufacturer: | Amor Gummiwaren GmbH |
| EUT Name: | electric device |
| Model: | Duo |
| Test Site: | Eurofins Product Service GmbH |
| Operator: | Mr. Klein |
| Test Conditions: | Tnom: 23°C, Unom: 120 VAC (AC-DC Adapter) |
| Antenna: | Rohde & Schwarz HK 116, Vertical |
| Measurement distance: | 3m |
| Mode: | charging + BT |
| Test Date: | Dienstag, 30. Dezember 2014 |
| Note: | |

Index 54

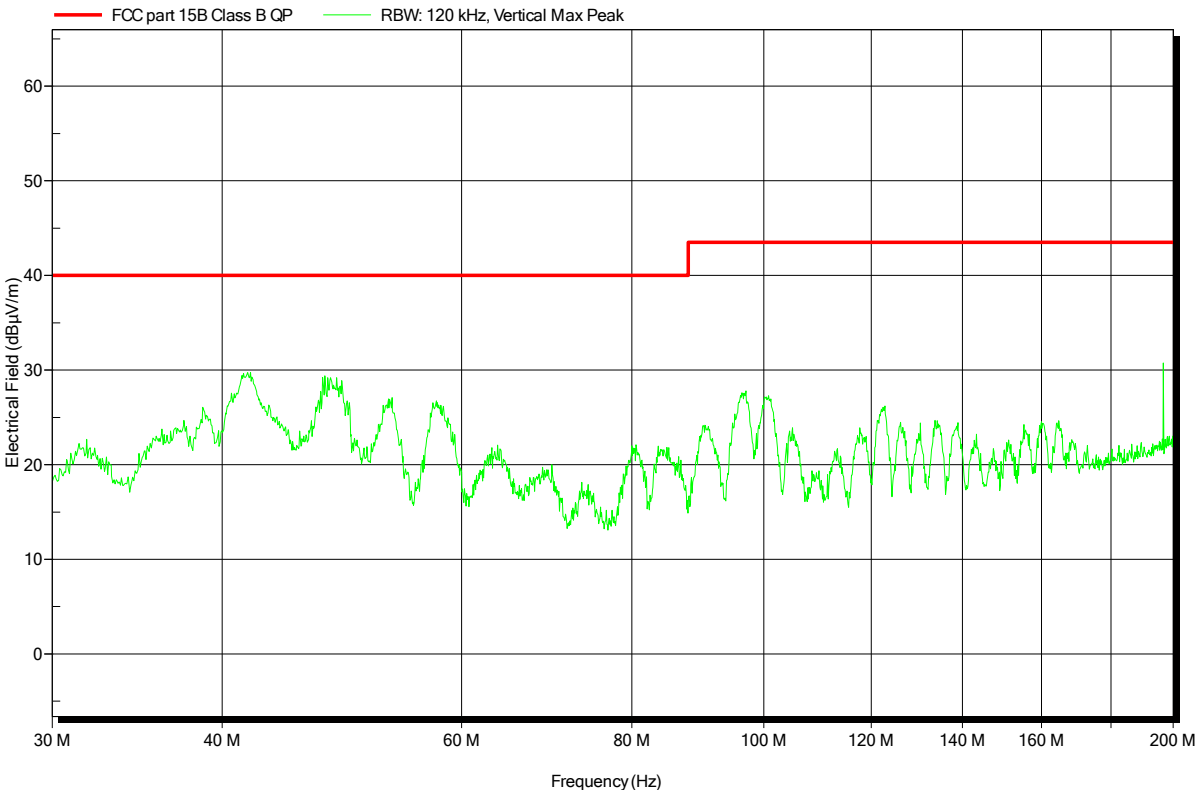

**Spurious emissions under normal conditions according to FCC 15B**

Project number: G0M-1409-4154

| | |
|---|---|
| Manufacturer: | Amor Gummiwaren GmbH |
| EUT Name: | electric device |
| Model: | Duo |
| Test Site: | Eurofins Product Service GmbH |
| Operator: | Mr. Klein |
| Test Conditions: | Tnom: 23°C, Unom: 120 VAC (AC-DC Adapter) |
| Antenna: | Rohde & Schwarz HL 223, Horizontal |
| Measurement distance: | 3m |
| Mode: | charging + BT |
| Test Date: | Dienstag, 30. Dezember 2014 |
| Note: | |

Index 52

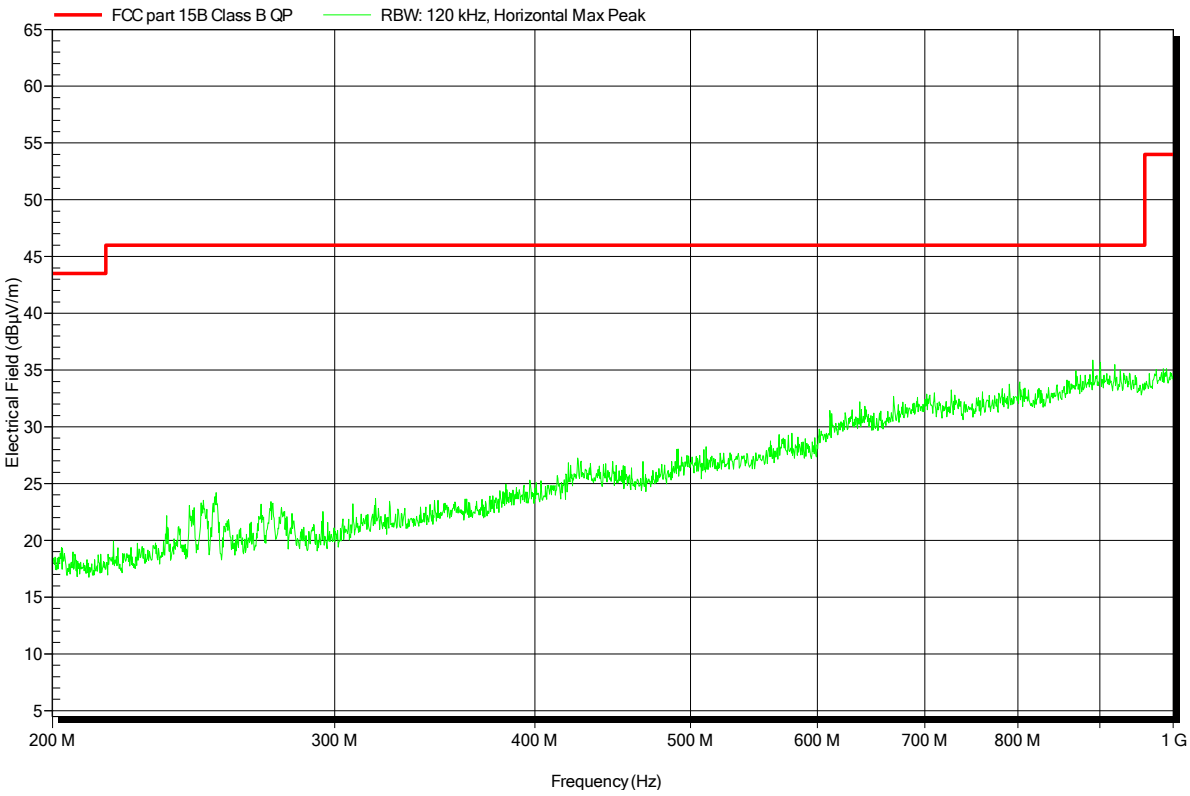

**Spurious emissions under normal conditions according to FCC 15B**

Project number: G0M-1409-4154

| | |
|---|---|
| Manufacturer: | Amor Gummiwaren GmbH |
| EUT Name: | electric device |
| Model: | Duo |
| Test Site: | Eurofins Product Service GmbH |
| Operator: | Mr. Klein |
| Test Conditions: | Tnom: 23°C, Unom: 120 VAC (AC-DC Adapter) |
| Antenna: | Rohde & Schwarz HL 223, Vertical |
| Measurement distance: | 3m |
| Mode: | charging + BT |
| Test Date: | Dienstag, 30. Dezember 2014 |
| Note: | |

Index 51

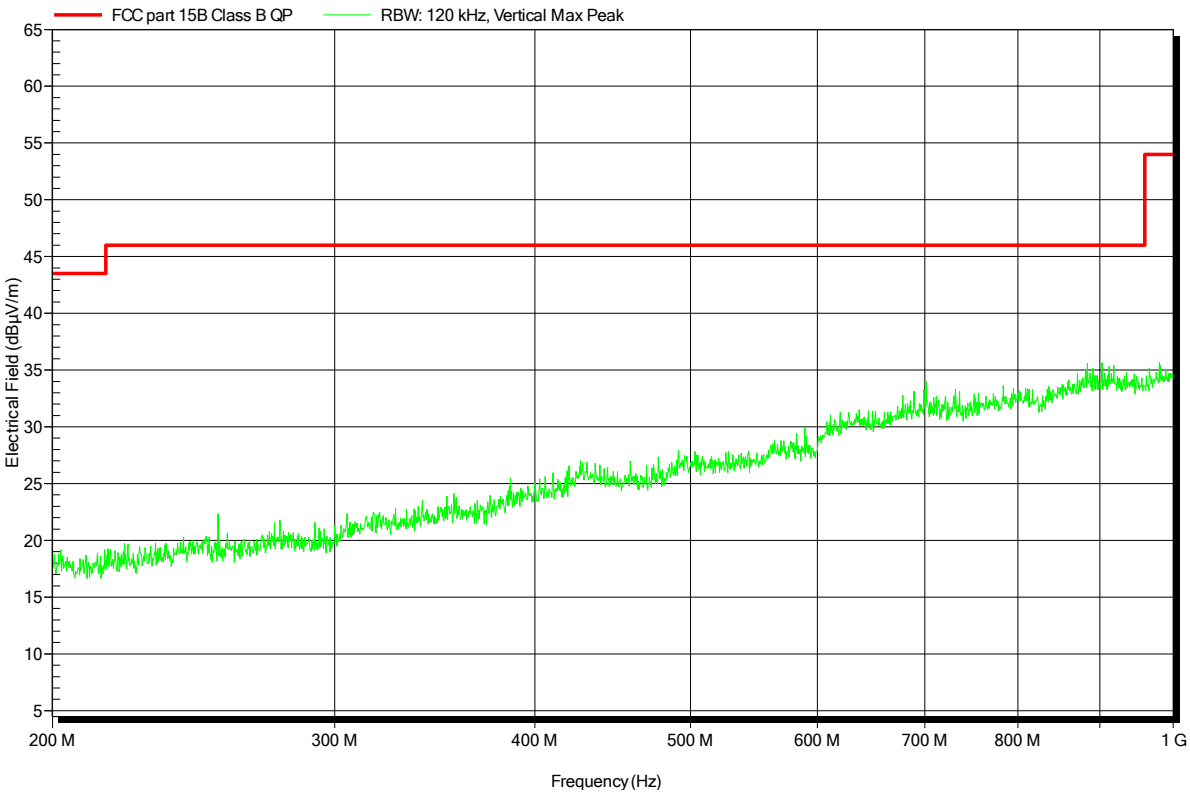

**Spurious emissions under normal conditions according to FCC 15B**

Project number: G0M-1409-4154

| | |
|---|---|
| Manufacturer: | Amor Gummiwaren GmbH |
| EUT Name: | electric device |
| Model: | Duo |
| Test Site: | Eurofins Product Service GmbH |
| Operator: | Mr. Klein |
| Test Conditions: | Tnom: 23°C, Unom: 3.7 VDC (acc) |
| Antenna: | Rohde & Schwarz HK 116, Horizontal |
| Measurement distance: | 3m |
| Mode: | vibrating + BT |
| Test Date: | Dienstag, 30. Dezember 2014 |
| Note: | |

Index 45

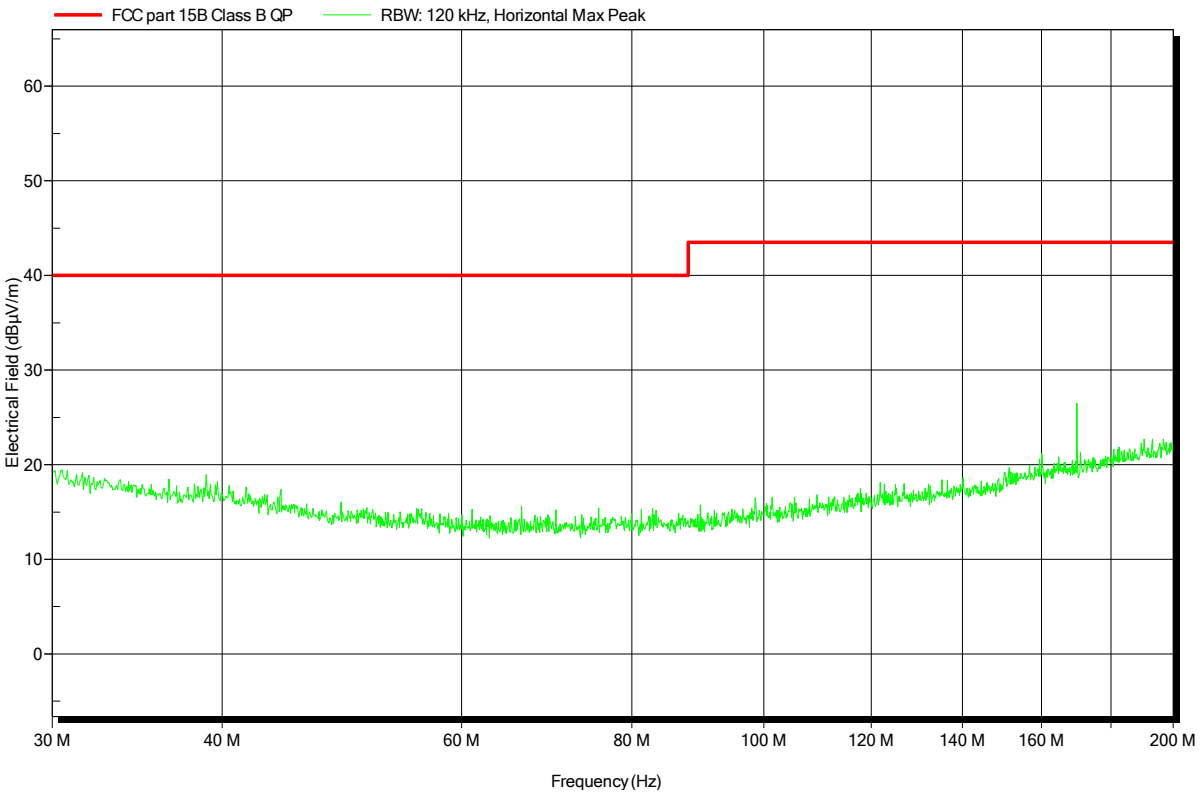

**Spurious emissions under normal conditions according to FCC 15B**

Project number: G0M-1409-4154

| | |
|---|---|
| Manufacturer: | Amor Gummiwaren GmbH |
| EUT Name: | electric device |
| Model: | Duo |
| Test Site: | Eurofins Product Service GmbH |
| Operator: | Mr. Klein |
| Test Conditions: | Tnom: 23°C, Unom: 3.7 VDC (acc) |
| Antenna: | Rohde & Schwarz HK 116, Vertical |
| Measurement distance: | 3m |
| Mode: | vibrating + BT |
| Test Date: | Dienstag, 30. Dezember 2014 |
| Note: | |

Index 46

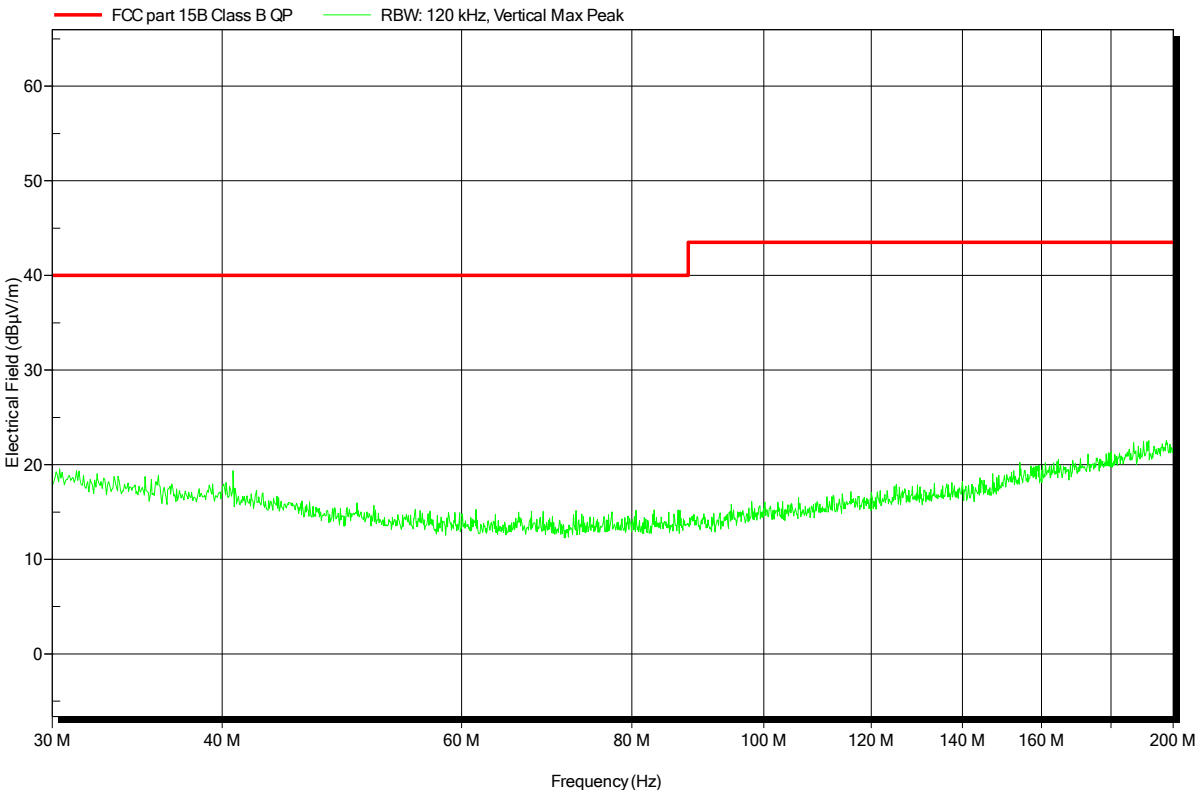

**Spurious emissions under normal conditions according to FCC 15B**

Project number: G0M-1409-4154

| | |
|---|---|
| Manufacturer: | Amor Gummiwaren GmbH |
| EUT Name: | electric device |
| Model: | Duo |
| Test Site: | Eurofins Product Service GmbH |
| Operator: | Mr. Klein |
| Test Conditions: | Tnom: 23°C, Unom: 3.7 VDC (acc) |
| Antenna: | Rohde & Schwarz HL 223, Horizontal |
| Measurement distance: | 3m |
| Mode: | vibrating + BT |
| Test Date: | Dienstag, 30. Dezember 2014 |
| Note: | |

Index 44

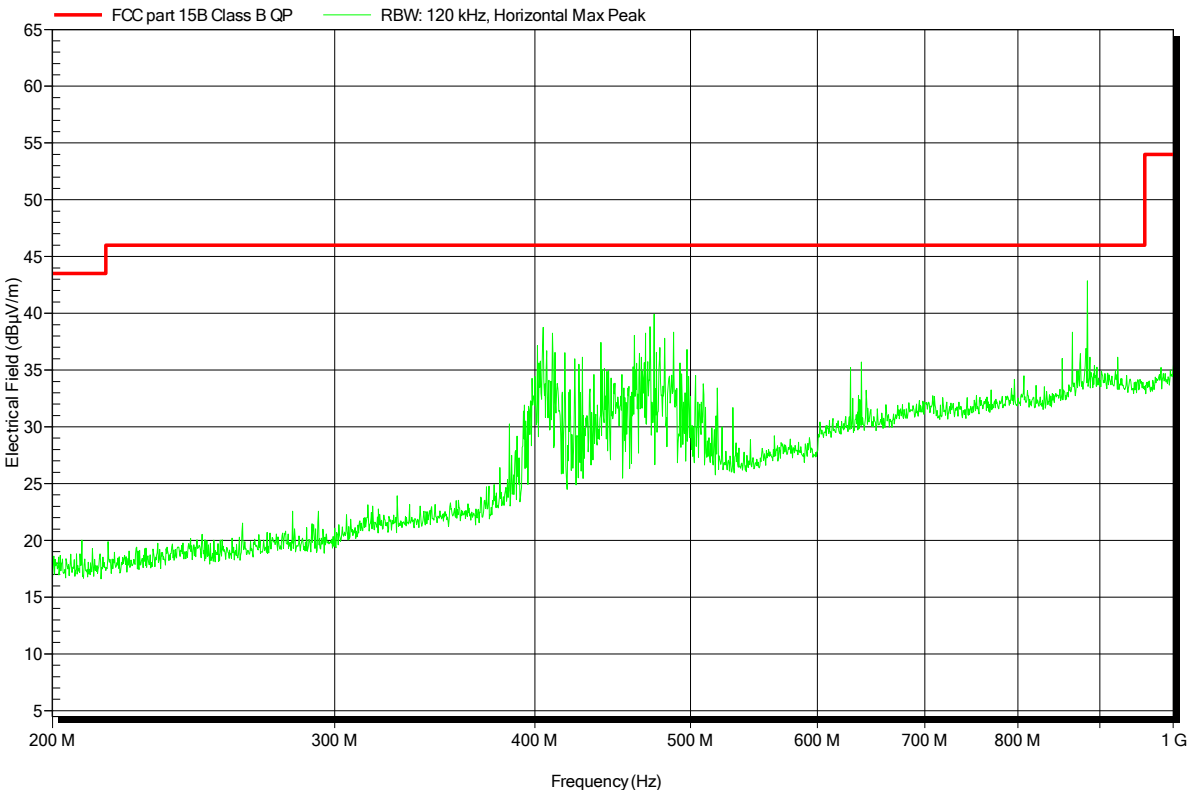

**Spurious emissions under normal conditions according to FCC 15B**

Project number: G0M-1409-4154

| | |
|---|---|
| Manufacturer: | Amor Gummiwaren GmbH |
| EUT Name: | electric device |
| Model: | Duo |
| Test Site: | Eurofins Product Service GmbH |
| Operator: | Mr. Klein |
| Test Conditions: | Tnom: 23°C, Unom: 3.7 VDC (acc) |
| Antenna: | Rohde & Schwarz HL 223, Vertical |
| Measurement distance: | 3m |
| Mode: | vibrating + BT |
| Test Date: | Dienstag, 30. Dezember 2014 |
| Note: | |

Index 43

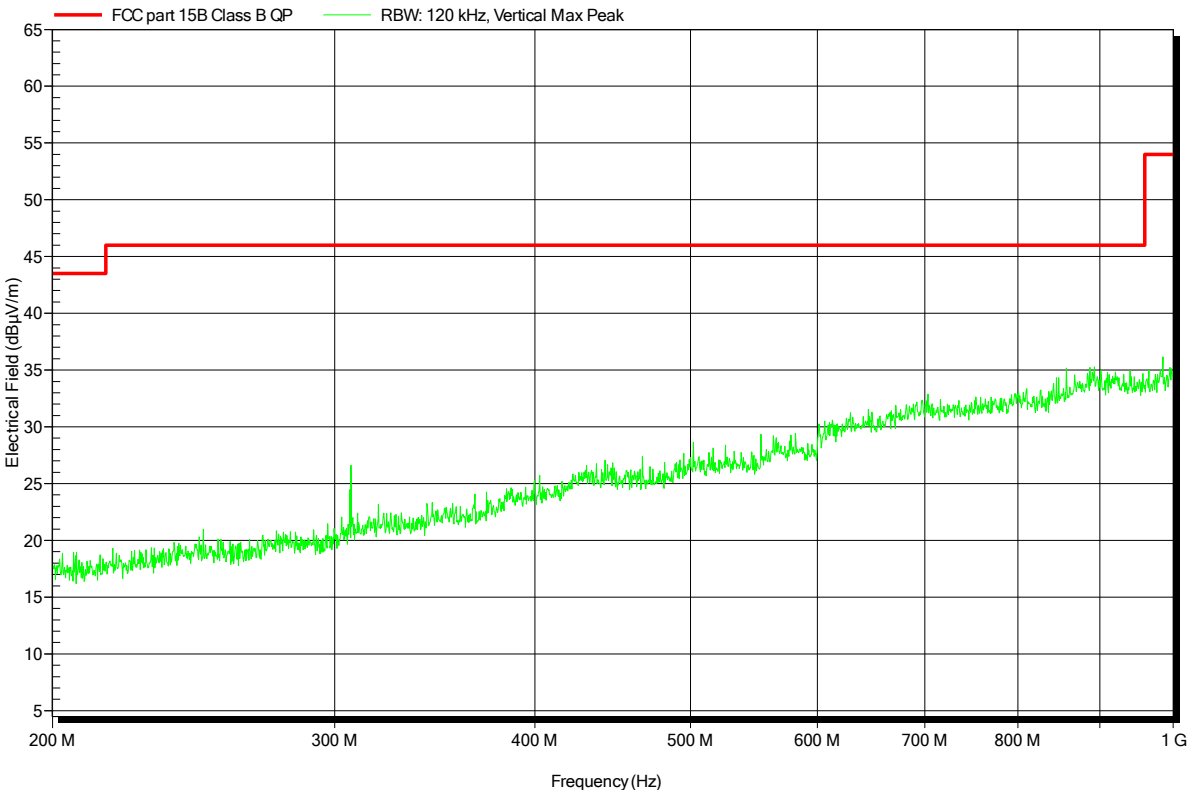

**Spurious emissions under normal conditions according to FCC 15B**

Project number: G0M-1409-4154

| | |
|---|---|
| Manufacturer: | Amor Gummiwaren GmbH |
| EUT Name: | electric device |
| Model: | Duo |
| Test Site: | Eurofins Product Service GmbH |
| Operator: | Mr. Klein |
| Test Conditions: | Tnom: 23°C, Unom: 3.7 VDC (acc) |
| Antenna: | Schwarzbeck BBHA 9120D, Horizontal |
| Measurement distance: | 3m |
| Mode: | vibrating + BT |
| Test Date: | Dienstag, 30. Dezember 2014 |
| Note: | |

Index 48

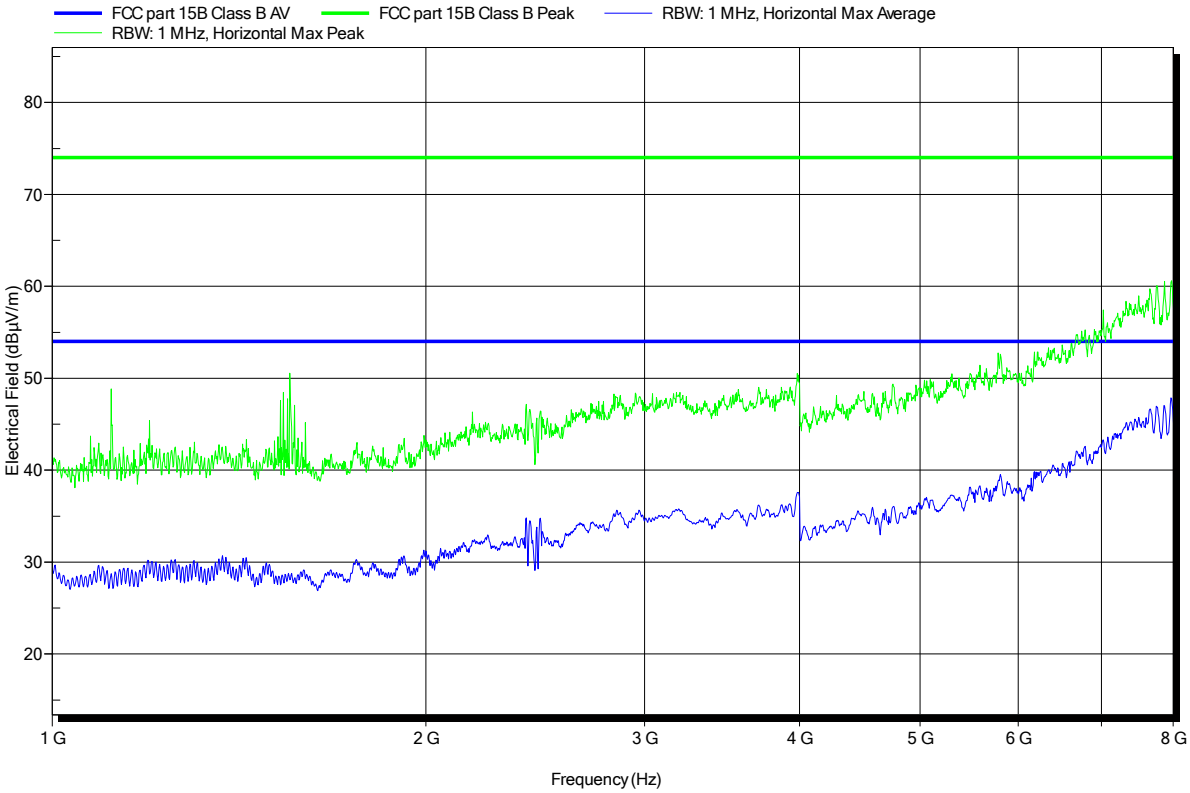

**Spurious emissions under normal conditions according to FCC 15B**

Project number: G0M-1409-4154

| | |
|---|---|
| Manufacturer: | Amor Gummiwaren GmbH |
| EUT Name: | electric device |
| Model: | Duo |
| Test Site: | Eurofins Product Service GmbH |
| Operator: | Mr. Klein |
| Test Conditions: | Tnom: 23°C, Unom: 3.7 VDC (acc) |
| Antenna: | Schwarzbeck BBHA 9120D, Vertical |
| Measurement distance: | 3m |
| Mode: | vibrating + BT |
| Test Date: | Dienstag, 30. Dezember 2014 |
| Note: | |

Index 47

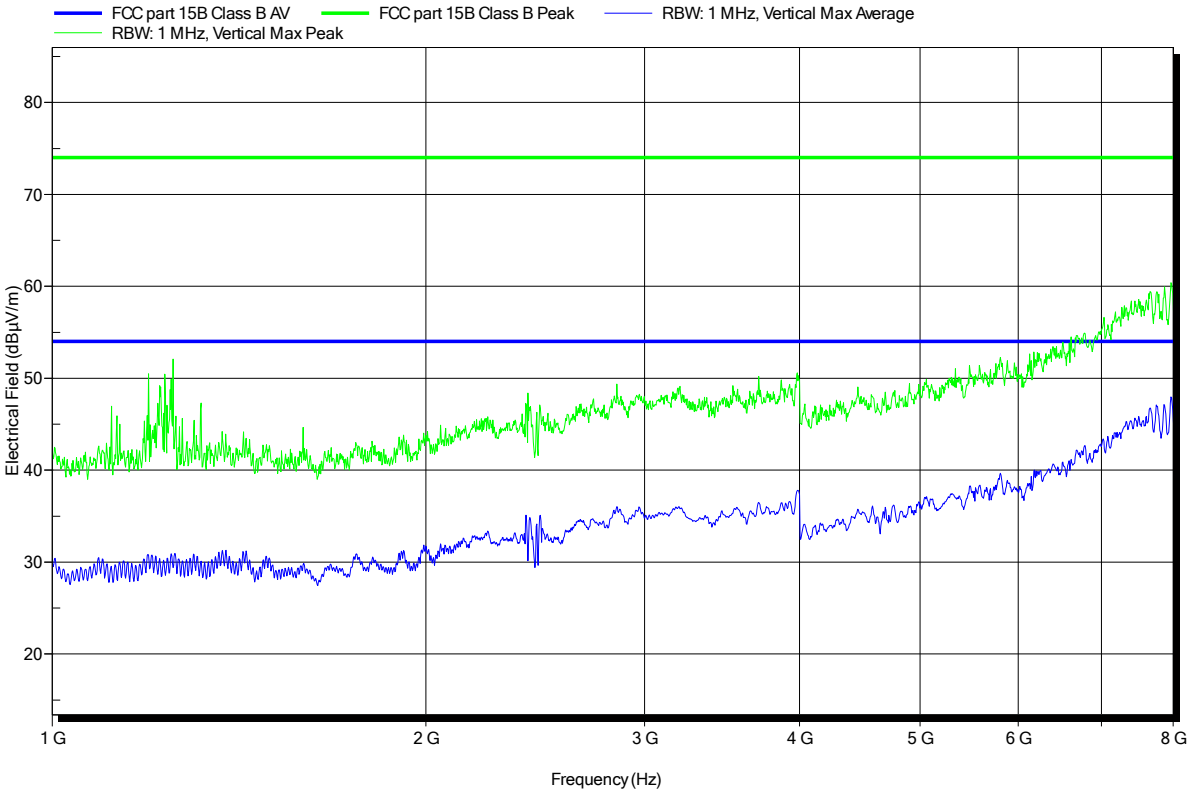

**Spurious emissions under normal conditions according to FCC 15B**

Project number: G0M-1409-4154

| | |
|---|---|
| Manufacturer: | Amor Gummiwaren GmbH |
| EUT Name: | electric device |
| Model: | Duo |
| Test Site: | Eurofins Product Service GmbH |
| Operator: | Mr. Klein |
| Test Conditions: | Tnom: 23°C, Unom: 3.7 VDC (acc) |
| Antenna: | Schwarzbeck BBHA 9120D, Horizontal |
| Measurement distance: | 3m |
| Mode: | vibrating + BT |
| Test Date: | Dienstag, 30. Dezember 2014 |
| Note: | |

Index 49

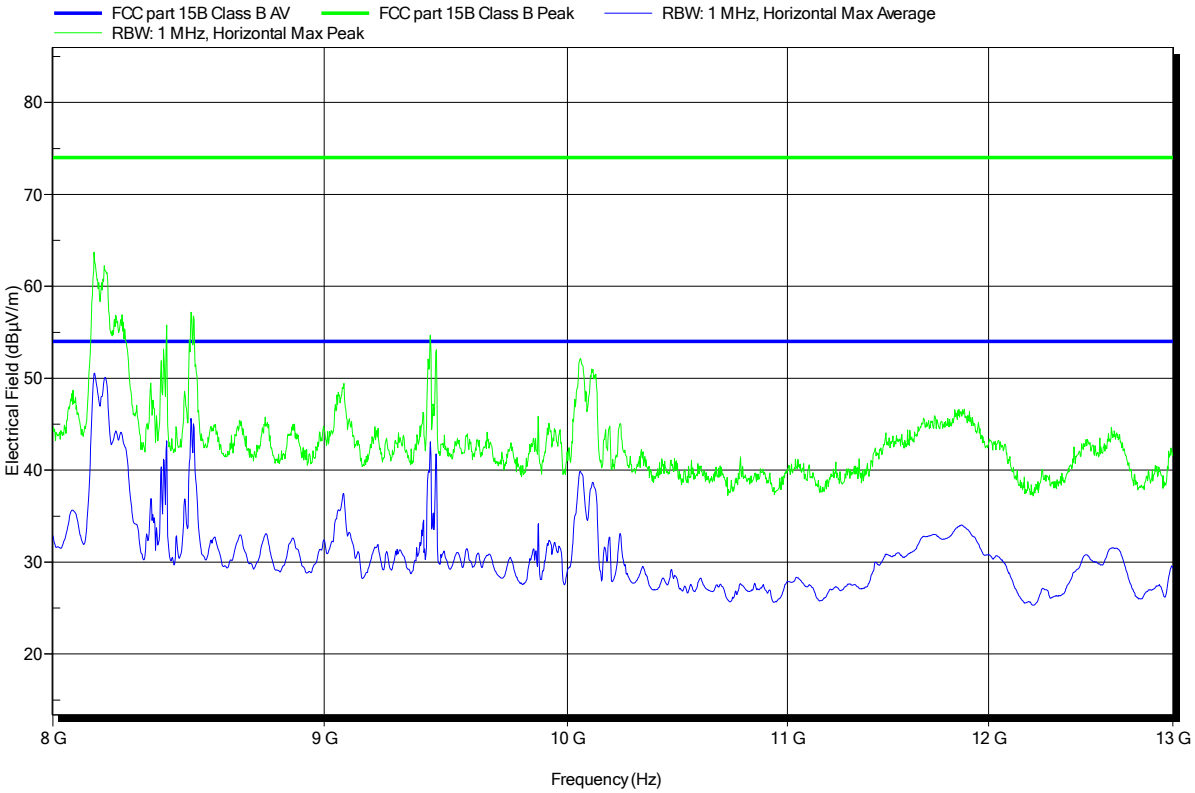

**Spurious emissions under normal conditions according to FCC 15B**

Project number: G0M-1409-4154

| | |
|---|---|
| Manufacturer: | Amor Gummiwaren GmbH |
| EUT Name: | electric device |
| Model: | Duo |
| Test Site: | Eurofins Product Service GmbH |
| Operator: | Mr. Klein |
| Test Conditions: | Tnom: 23°C, Unom: 3.7 VDC (acc) |
| Antenna: | Schwarzbeck BBHA 9120D, Vertical |
| Measurement distance: | 3m |
| Mode: | vibrating + BT |
| Test Date: | Dienstag, 30. Dezember 2014 |
| Note: | |

Index 50

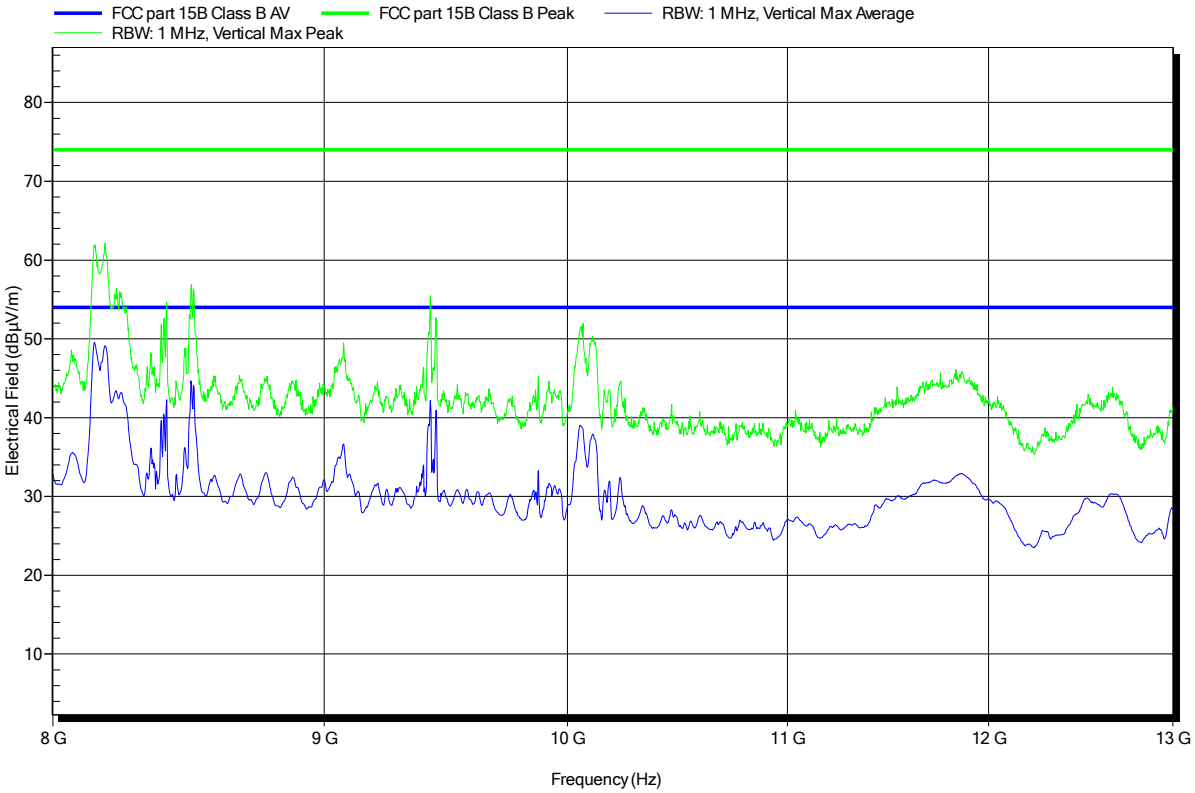

### 3.2 Test Conditions and Results – AC power line conducted emissions

| Conducted emissions acc. FCC 47 CFR 15.107 / IC RSS-Gen | | | | Verdict: PASS |
|---|---|---|---|---|
| Laboratory Parameters: | Required prior to the test | | During the test | |
| Ambient Temperature | 15 to 35 °C | | 23°C | |
| Relative Humidity | 30 to 60 % | | 34% | |
| Test according referenced standards | Reference Method | | | |
| | ANSI C63.4 | | | |
| Fully configured sample scanned over the following frequency range | Frequency range | | | |
| | 0.15 MHz to 30 MHz | | | |
| Sample is tested with respect to the requirements of the equipment class | Equipment class | | | |
| | Class B | | | |
| Points of Application | Application Interface | | | |
| AC Mains | LISN | | | |
| Operating mode and configuration | 2 / 2 | | | |
| **Limits and results Class B** | | | | |
| Frequency [MHz] | Quasi-Peak [dBµV] | Result | Average [dBµV] | Result |
| 0.15 to 5 | 66 to 56* | PASS | 56 to 46* | PASS |
| 0.5 to 5 | 56 | PASS | 46 | PASS |
| 5 to 30 | 60 | PASS | 50 | PASS |
| Comments:<br>* Limit decreases linearly with the logarithm of the frequency. | | | | |

**Test Procedure:**

1) The EUT was placed on a non conductive table 0.8 m above the reference ground plane and 0.4 m away from the vertical conducting plane (ANSI C63.4: 2009 item 7.3.1)
2) The power cord that is normally supplied or recommended by the manufacturer was connected to the LISN.
3) The distance between the outer edge of the EUT and the LISN shall be set to 0.8 m. A longer power cord shall be bundled to this length (bundling shall not exceed 40 cm in length).
4) The LISN measurement port was connected to a measurement receiver
5) I/O cables were bundled not longer than 0.4 m
6) Measurement was performed in the frequency range 0.15 – 30MHz on each current-carrying conductor

**EMI voltage test in the ac-mains according to FCC 15B**

Project number: G0M-1409-4154

| | |
|---|---|
| Manufacturer: | Amor Gummiwaren GmbH |
| EUT Name: | electric device |
| Model: | Duo |
| Test Site: | Eurofins Product Service GmbH |
| Operator: | Administrator |
| Test Conditions: | Tnom: 23°C, Unom: 120 VAC (AC-DC Adpater) |
| LISN: | ESH2-Z5 N |
| Mode: | charging + BT |
| Test Date: | 2014-12-30 |
| Note: | |

Index 41

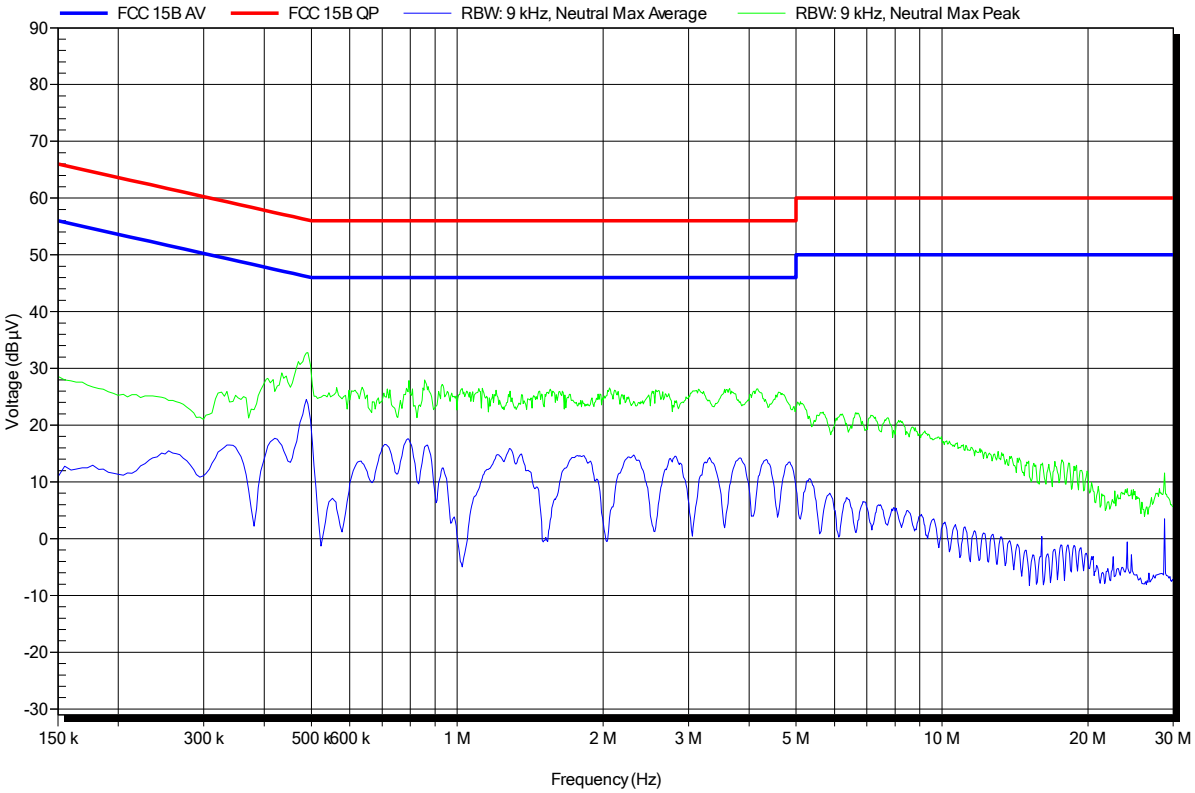

**EMI voltage test in the ac-mains according to FCC 15B**

Project number: G0M-1409-4154

| | |
|---|---|
| Manufacturer: | Amor Gummiwaren GmbH |
| EUT Name: | electric device |
| Model: | Duo |
| Test Site: | Eurofins Product Service GmbH |
| Operator: | Administrator |
| Test Conditions: | Tnom: 23°C, Unom: 120 VAC (AC-DC Adpater) |
| LISN: | ESH2-Z5 L |
| Mode: | charging + BT |
| Test Date: | 2014-12-30 |
| Note: | |
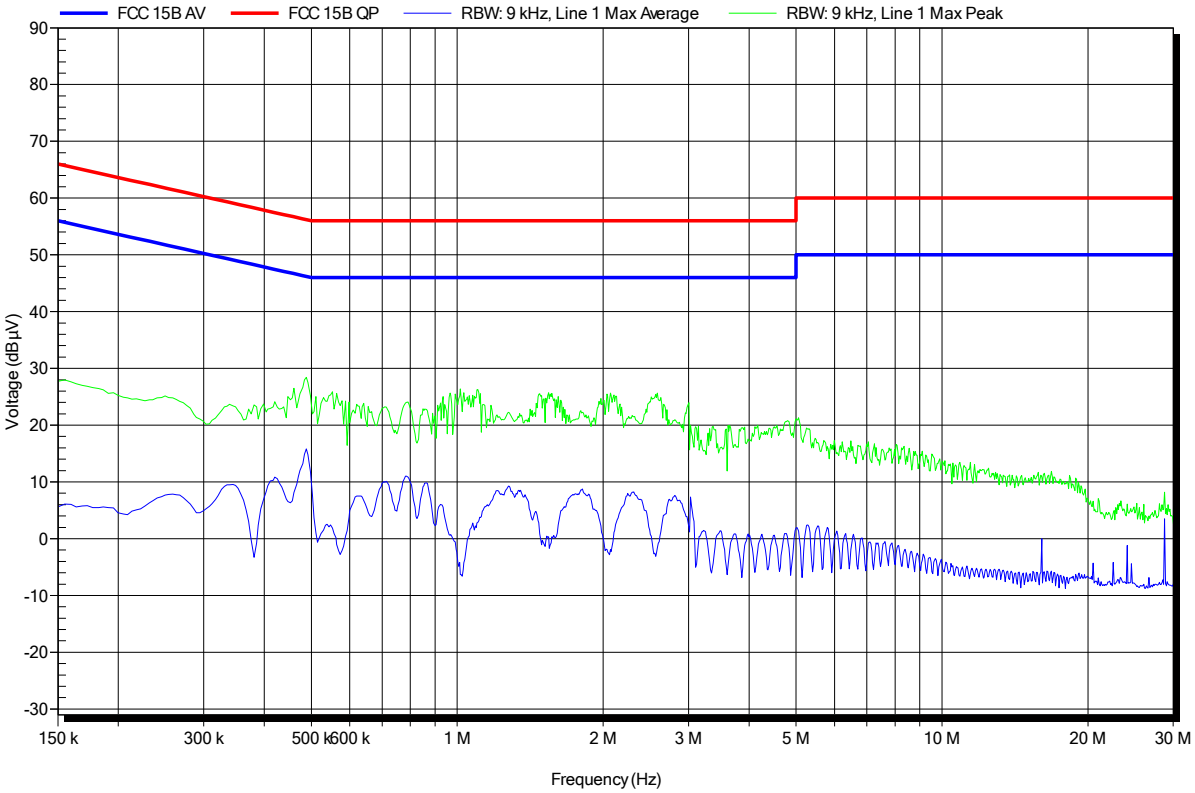
Index 42