Achieve Peace of Find

getpixie.com

PACKAGE CONTENTS

- Point/s for your items (i.e.: Keys, Wallet, etc.) and Phone Point (must be applied to the TOP back of your phone as shown)



Accessory:

- Key ring
- Double Adhesive Stickers
- Curved Surface Adhesive Sticker

Welcome to Pixie™!

With Pixie™ you will never have to worry about where you left your keys, wallet, tablet or whatever! The Pixie Points and App, powered by Pixie Technology, give everyday things a digital identity to make them discoverable.

support@getpixie.com

Achieve Peace of Find

QUICK USER GUIDE

1. Download the Pixie App from the App Store and create your Pixie Account
2. Turn ON Bluetooth, Location Services, and Sound.
3. Open the Pixie App on your iPhone and Register.
4. Watch the tutorial. Tap 'Tutorial' on the main App menu.
5. First let's pair your Phone Pixie point. Choose one point that will be attached to your phone. All Points are identical so you can choose any color you want for your My Phone Point.

   Follow the in-App instructions to pair. This operation can take up to 45 seconds. *(image 1 and 2)*

(image 1)



(image 2)

PAIRING TIPS: Place the chosen Point on a flat surface adjacent the upper left side of the phone *(image 1)*. Do NOT hold the Point in your hand.

Make sure ONLY the Point you want to pair is adjacent to the upper left side of your iPhone while the others are at least 4 feet away.

6. Place the paired Pixie Point inside the Phone Case. Alternatively, peel off the adhesive backing and attach it to the upper side of the phone as shown. *(image 3)*
7. Pair the remaining Points for your valuable things like a wallet, keys etc... we call it Pixifying your items. *(image 4)*
8. If you are pairing more than 4 Pixie Points, swipe the Point icon to the left to choose Point as a favorite Point


(image 3)

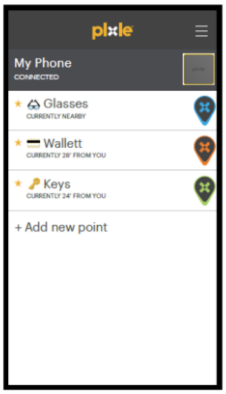

(image 4)

That's it! Now you're all set up.
Open the app, watch the tutorial, and experience Pixie! - Happy Finding!

HOW TO FIND PIXIEFIED ITEMS

1

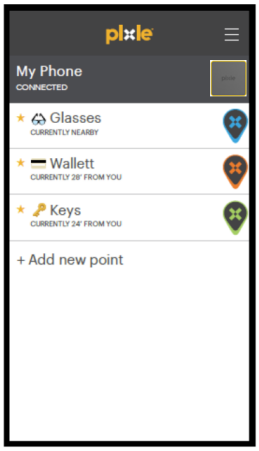

Tap on the Pixie Point you want to find from the Pixie App home screen.

2

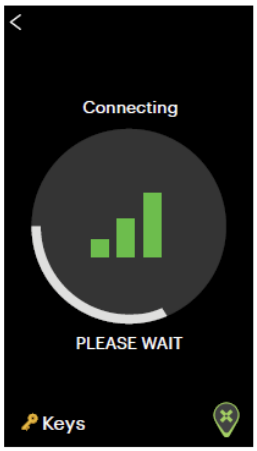

The App will connect to your item. When the App has a strong signal (3 bars), the Pixie App will move to the panorama scan screen.

3

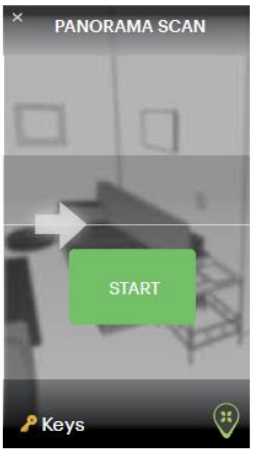

Stretch your arm out away from your body and slowly perform a the Panorama Scan by pressing the START button. The App will provide guidance on how to use the Panorama Scan feature Follow the in-App instructions

4

Scan slowly while staying in place just like you are taking a panorama picture. Keep the shadowed arrow as close as possible to the solid one. If the red arrow appears you are going too fast.

Immediately after the App locates the searched item, Augmented Reality (AR) mode is presented.

5

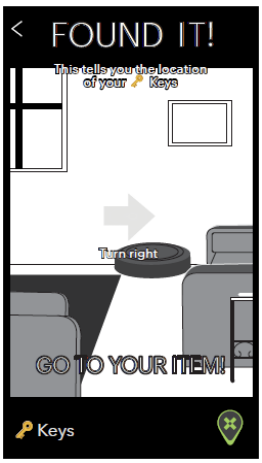

At the end of Panorama Scan, Turn right or Turn left message is displayed, to guide you to your item.

6



Pixie Dust image shows you where the Pixiefied item is hiding.

AR TIP

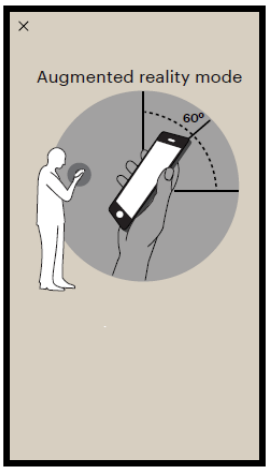

The AR mode is active when the phone is tilted at a 60˚ or higher angle. When phone is below a 60˚ angle, The Pointer mode (arrow and distance) will be displayed.

7

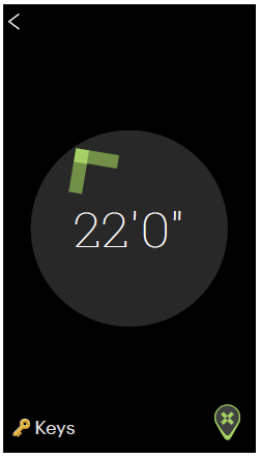

Once you start walking, the App will automaticaly switch to Pointer mode. Hold your phone straight in front of you, pointing in the direction you are walking.

8

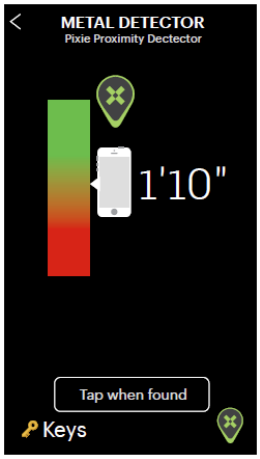

Metal detector mode –
When you are within 5 feet/ 1.5 meters from your item, the App will move into Metal Detector mode. This mode is like a hot\cold game. You will be assisted with both Sounds and Visual queues. On screen is displayed the distance from the phone to your item.

FOUND IT!

NOTE: that your item could be anywhere from the floor to the ceiling. So let the phone do the searching; move the phone up/down and side to side. As the phone gets closer - HOT - the distance number goes down and the sound become more frequent and higher in pitch. As the phone moves away - COLD - the distance number gets higher and the sound slows and gets lower in pitch.

LOW SIGNAL SEARCH

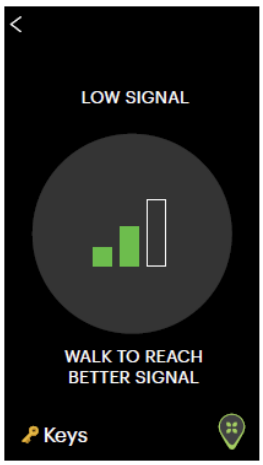

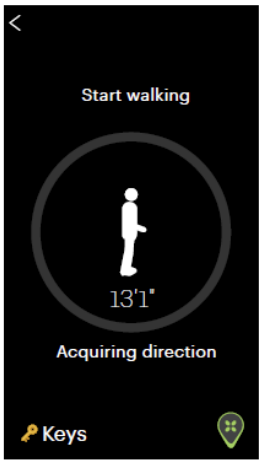

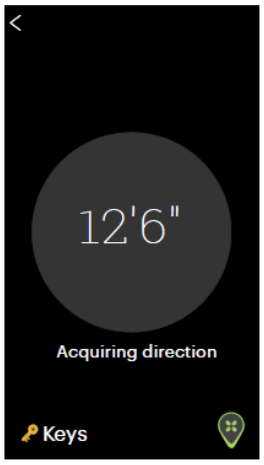



When signal strength is too low, or Panorama Scan could not locate your item, the App will ask you to walk. The exact location of your item, will be determined as you are walking. Hold your phone straight in front of you and start walking in any direction to begin. Then walk according to the in-App instructions until the item is located.

TIP: You can tap the walking person icon on the screen, and the app will show you the exact distance to your item.

FREQUENTLY ASKED QUESTION:

For FAQ's, go to **support.getpixie.com** or access the help center in the Pixie App.
(Tap on top right hand corner of your things **List** to access help and tutorials.)

TECHNICAL SPECIFICATIONS

• Bluetooth 4.1 Low Energy (Bluetooth Smart)
• Range: Pixiefied objects can be located up to 150 feet outdoor. Everyone's home is different, but a range of 30′-50′ indoors is typical. Solid metal walls and obstacles will limit the range.
• Battery: Above 12 months of typical use.
• Waterproof with IP67 certification.

COMPATIBLE DEVICES

• Apple iOS Devices Using iOS 9 or later: iPhone 5S, iPhone 6 & 6+, iPhone 6s & 6s+, iPhone 7 & 7+ and iPads with Thunderbolt connector
Pixie will be adding models supported in the coming months. If your model in not on the list, please reach out to support@getpixie.com to ask about your specific device.

USE AND CARE

• We designed Pixie for everyday life. Since life can get soggy, Pixies Points can get wet and even be submerged in around 3′ of water for about 30 minutes and be perfectly fine. (IP67)
• Do not use in extreme hot or cold environments. Keep between 32F/0C and 104F/40C.
• **CHOCKING HAZARD.** Pixie Points are small and therefore not suitable for children under 3 years old. Keep out of reach of young children

---

NOTE:

This equipment has been tested and found to comply with the limits for a Class B digital device, pursuant to part 15 of the FCC Rules. Operation is subject to the following two conditions:
(1) This device may not cause harmful interference, and
(2) This device must accept any interference received, including interference that may cause undesired operation.

This equipment complies with FCC RF radiation exposure limits set forth for an uncontrolled environment. Changes or modifications to this equipment not expressly approved by the party responsible for compliance (Pixie technology Ltd.) could void the user's authority to operate the equipment.

These limits are designed to provide reasonable protection against harmful interference in a residential installation. This equipment generates, uses and can radiate radio frequency energy and, if not installed and used in accordance with the instructions, may cause harmful interference to radio communications. However, there is no guarantee that interference will not occur in a installation. If this equipment does cause harmful interference to radio or television reception, which can be determined by turning the equipment off and on, the user is encouraged to try to correct the interference by one or more of the following measures:
— Reorient or relocate the receiving antenna.
— Increase the separation between the equipment and receiver.
— Connect the equipment into an outlet on a circuit different from that to which the receiver is connected.
— Consult the dealer or an experienced radio/TV technician for help

WARRANTY

Pixie warrants that your Pixie Point hardware product ("the Product") will be free from defects in materials and workmanship for a period of one (1) year from the date of delivery to the original retail purchaser ("the Warranty Period"). If a defect in the Product arises within the Warranty Period and you notify us within fifteen (15) days, Pixie will, at its sole option and subject to applicable laws: (a) repair or replace it with a new or refurbished product or component; or (b) refund the original purchase price upon return of the defective Product. This Warranty does not apply to Products you purchase from unauthorized resellers, or where the instructions for use and activation of the Product are not complied with or where the Product is damaged as a result of abuse, accident, modification or other causes beyond our reasonable control.

Note that the Product requires replacement once its useful battery life ends. The Product's battery is designed to last up to 18 months assuming a single search of item every day. If you use the Product more intensively, the battery lifetime will shorten and with some heavy usage profile it could last less than a year. Such end of battery life prior to the expiration of the Warranty Period due to heavy usage does not fall under the above Product warranty.
ALL EXPRESS OR IMPLIED CONDITIONS, REPRESENTATIONS AND WARRANTIES, INCLUDING ANY IMPLIED WARRANTY OF MERCHANTABILITY, FITNESS FOR A PARTICULAR PURPOSE AND NON-INFRINGEMENT, ARE DISCLAIMED. Some jurisdictions limit the extent to which Pixie may limit an implied warranty, so the above limitation may not apply to you. Our express warranty gives you specific legal rights, and you may also have other rights which vary by jurisdiction.
TO THE EXTENT NOT PROHIBITED BY LAW, IN NO EVENT WILL PIXIE BE LIABLE FOR ANY LOST PROPERTY, LOST DATA OR REVENUE, OR FOR SPECIAL, INDIRECT, CONSEQUENTIAL, INCIDENTAL OR PUNITIVE DAMAGES, HOWEVER CAUSED REGARDLESS OF THE THEORY OF LIABILITY, ARISING OUT OF OR RELATED TO THE USE OF OR INABILITY TO USE THE PRODUCT, EVEN IF PIXIE HAS BEEN ADVISED OF THE POSSIBILITY OF SUCH DAMAGES. IN NO EVENT WILL PIXIE's LIABILITY EXCEED THE AMOUNT PAID BY YOU FOR THE PRODUCT. The foregoing limitations will apply even if any warranty or remedy provided under this Agreement fails of its essential purpose. Some jurisdictions do not allow the exclusion or limitation of incidental or consequential damages, so the above limitation or exclusion may not apply to you.
IMPORTANT: PIXIE IS DESIGNED AND TO BE USED SOLELY TO HELP ND YOUR PERSONAL POSSESSIONS. THE PRODUCT SHOULD NOT BE RELIED ON TO FIND PERSONS OR MONITOR A PERSON'S LOCATION. Pixie is not to be used or relied upon to find or track the whereabouts of persons. The Product does not substitute parental, adult or professional supervision.

pixie™

support@getpixie.com @getpixie.com

Pixie™ and Internet of Your Everything™ are a trademark of Pixie Technology Inc.; Apple, App Store, iPhone, iPad, and iPod Touch are trademarks of Apple Inc.
All other trademarks are properties of their respective owners. © 2017 Pixie, Inc. All rights reserved.

Bluetooth SMART RoHS COMPLIANT 0-3

FCC ID: 2ADBO-P1000, 2ADBO-P1100
MODEL : P1000, P1100