Certification Exhibit

FCC ID: 2ADCB-BMODIT2
IC: 6715C-BMODIT2

FCC Rule Part: 15.247
ISED Canada's Radio Standards Specification: RSS-247

Project: 72158565

Manufacturer: Acuity Brands Lighting, Inc.
Model: BMODIT2

Test Setup Photos

TÜV SÜD America
5610 West Sligh Ave., Suite 100
Tampa, FL 33634

Phone: 813-284-2715
www.tuv-sud-america.com



Figure 1: Radiated Emissions – Front View – PCB Trace Antenna



Figure 2: Radiated Emissions – Front View – PCB Trace Antenna



Figure 3: Radiated Emissions – Back View – PCB Trace Antenna



Figure 4: Radiated Emissions – Back View – PCB Trace Antenna



Figure 5: Radiated Emissions – Front View – PCB Trace Antenna

Figure 6: Radiated Emissions – Back View – PCB Trace Antenna



Figure 7: Radiated Emissions – Front View – Chip Antenna



Figure 8: Radiated Emissions – Front View – Chip Antenna



Figure 9: Radiated Emissions – Back View – Chip Antenna



Figure 10: Radiated Emissions – Back View – Chip Antenna



Figure 11: Radiated Emissions – Front View – Chip Antenna

Figure 12: Radiated Emissions – Back View – Chip Antenna



Figure 13: Radiated Emissions – Front View – Chip Antenna



Figure 14: Radiated Emissions – Front View – Chip Antenna



Figure 15: Radiated Emissions – Back View – Chip Antenna



Figure 16: Radiated Emissions – Back V View – Chip Antenna



Figure 17: Radiated Emissions – Front View – Chip Antenna

Figure 18: Radiated Emissions – Back View – Chip Antenna



Figure 19: RF Conducted Emissions



Figure 20: Power Line Conducted Emissions – Front View



Figure 21: Power Line Conducted Emissions – Side View