双面黑白印刷, 1C, 80g,书写纸
说明书成品尺寸: 60mmx90mm
折页,折后封面朝上

正面

TRUE WIRELES EARPHONES

44882
QUICK START GUIDE

Contents

(L) (R)
Earphones

Charging Case

Quick Start Guide

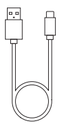

USB Type-C Charging Cable

Contents

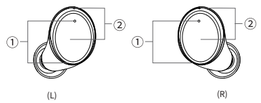

① Microphone ② MFB Multi-Function Button

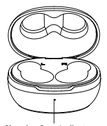

Charging Case Indicator

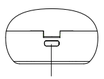

Type-C Interface

Auto Pairing

1

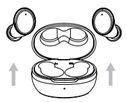

2

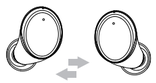

3

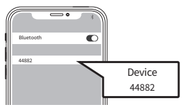

Power ON/OFF

Or when earphones are out of charging case

Power on — (L)(R)x 4sec

Power off — (L)/(R)x 10sec

* Earphones will turn off automatically in 10 mins when did not connect to any device.

Voice assistant

(L)x 4sec

Switch mode

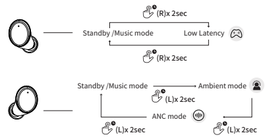

Switch device



Call

Receive an incoming call — (L)/ (R) x 1

Hang up the call — (L)/ (R) x 1

Reject Call — (L)/ (R) x 2sec

背面

Music

Play music — (L)/ (R) x 1

Pause music — (L)/ (R) x 1

Previous Song — (L) x 3

Next Song — (R) x 3

Low Down Vol — (L) x 2

Add Up Vol — (R) x 2

*Long press operation: When the long press time is up, you need to release in time to activate the corresponding function.
(except for power on/off operation)

*Mono earphone: Take out either one side from the charging case and follow the steps to connect and control. Ensure the other earphone in charging case and close the cover securely.

Reset

(L) (R) x 10sec

While both earphones are charging, press and hold the L and R MFB button for 10 s until the white lights flash. Then take out both eraphones, they will power on and enter pairing mode, which is available for new device connections.

Charging

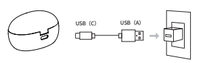

Battery Level	LED Indictor
0%~35%	Orange light flashing
35%~70%	White light flashing
70%~99%	Green light flashing
100%	Green light on

Specifications

Bluetooth Version	V5.3
Bluetooth Profile	A2DP/AVRCP/HFP/HSP/TMAP/PBP
Audio Decodec	aptX lossless audio
Frequency Range	20Hz-20KHz
Distance	⩾10m
Driver	10mm
Sensitivity	104 ± 2dB
Impedance	32Ω ± 15%
Battery Capacity	40mAh 3.7V (each earphone), 350mAh, 3.7V (charging case)
Input	DC 5V / 1A
Ouput	DC 5V / 340mA (Max)
Working Temperature	-10°C~ +55°C



▲WARNING

DO NOT use alcohol, paint thinners, detergent, shampoo, or other solvents for cleaning purposes.
DO NOT intentionally immerse the earphones under water.
DO NOT wash the earphones in washing machine.
DO NOT expose the product to extremely high or low temperatures.
DO NOT leave the product near candles, cooking burners and open flames.
DO NOT disassemble the product in any way to avoid electric shock.
Only charge the battery in accordance to the instructions provided by the company.
DO NOT wash the charging box.

CAUTION

You must charge the earphone if it has not been used for more than 3 months.
Risk of explosion increases if battery is replaced by an incorrect type.
Dispose used batteries according to the instructions.

INSTRUCTIONS

Do not discard the used batteries along with household waste.
Disposal of battery should comply with local environmental regulations.

FCC Warning

This device complies with part 15 of the FCC Rules. Operation is subject to the following two conditions:
(1) This device may not cause harmful interference, and
(2) this device must accept any interference received, including interference that may cause undesired operation.

Any Changes or modifications not expressly approved by the party responsible for compliance could void the user's authority to operate the equipment.

Note: This equipment has been tested and found to comply with the limits for a Class B digital device, pursuant to part 15 of the FCC Rules. These limits are designed to provide reasonable protection against harmful interference in a residential installation. This equipment generates uses and can radiate radio frequency energy and, if not installed and used in accordance with the instructions, may cause
harmful interference to radio communications. However, there is no guarantee that interference will not occur in a particular installation. If this equipment does cause harmful interference to radio or television reception, which can be determined by turning the equipment off and on, the user is encouraged to try to correct the interference by one or more of the following measures:

-Reorient or relocate the receiving antenna.

-Increase the separation between the equipment and receiver.

-Connect the equipment into an outlet on a circuit different from that to which the receiver is connected.

-Consult the dealer or an experienced radio/TV technician for help.

The device has been evaluated to meet general RF exposure requirement. The device can be used in portable exposure condition without restriction.

IC Warning

This device complies with Industry Canada`s licence-exempt RSS standard(s). Operation is subject to the following two conditions:
(1) This device may not cause interference; and
(2) This device must accept any interference, including interference that maycause undesired operation of the device.

Cet appareil est conforme aux CNR exemptes de licence d'Industrie Canada .Son fonctionnement est soumis aux deux conditions suivantes :
(1) Ce dispositif ne peut causer d'interférences ; et
(2) Ce dispositif doit accepter toute interférence , y compris les interférences qui peuvent causer un mauvais fonctionnement de l'appareil.

This Class B digital apparatus complies with Canadian ICES-003.
Cet appareil numérique de la classe B est conforme à la norme NMB-003 duCanada.
The device has been evaluated to meet general RF exposure requirement
The device can be used in portable exposure condition without restriction