文件编码（material code):

版本	日期	修改人	修改内容	备注

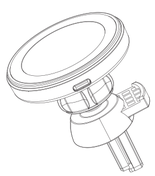

WCC08—User manual

Vehicle-mounted magnetic attraction wireless charging

Packag content

After opening the package, check all items in the list which included in the package. If any item is missing, pls contact your dealer.

1. Magnetic wireless charging stand x1
2. Cable x1
3. User manual x1

Overview

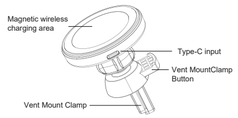

Charging Instructions

VENT MOUNT INSTRUCTIONS

1.Place the ring nut through the front of the vent mount ball clamp .

2.Place the ball clamp Into the dock attachment area of the charging pad with medium force .

3.Screw the ring nut into the attachment area to be sure the ball clamp stays securely in place .

4.To install the car air vent mount , press down on the clamp hold lever to open the clamp . Then place the open vent mount clamp into the desired car air vent blade and release the lever . Make sure the air vent mount is installed fully and securely to minimize movement

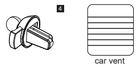

DOCK SMARTPHONE INSTRUCTIONS

1.Power the dock with the included USB car charger and USB-C cable Plug in the USB Car Charger to your car's compatible charging port .Connect the smaller USB-C cable tip end to the wireless charging pad . Connect the larger USB-A tip end to the USB car charger .

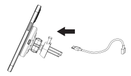

2.Place and align your iphone's magetic area over the Carmaq's magetic area to attach

3.Your iphone is now docked and will begin charging

Specifications

Type-C input	5V/2A; 9V/2; 12V/1.5A
USB-A output	5W; 7.5W; 10W; 15W
Transmission distance	<8mm
Dimensions	73(L) x 61(W) x 61(H)mm
Weight	63g

Safety Information

- Check the compatibility by reading the product information before use.
- Do not place any metal objects, credit cards, magnets, RFID chips, etc. between your device and the wireless charger.
- This product is not a toy. It may contain small parts. Keep out of reach from children.
- Do not expose to high temperatures.
- Store the product in a cool and dry environment.
- Do not disassemble the product. Improper modifications can damage the product and cause serious injuries.
- Do not use the product if it is damaged or if you suspect any strange odors.
- Use only a soft, dean, dry cloth to clean the surface of the product.
- Dot not use a power adaptor 5V/1A or less.
- Device might feel warm while charging .

FCC Warning

This device complies with part 15 of the FCC Rules. Operation is subject to the following two conditions:

(1) This device may not cause harmful interference, and

(2) this device must accept any interference received,

including interference that may cause undesired operation. Any Changes or modifications not expressly approved by the party responsible for compliance could void the user's authority to operate the equipment.

This equipment has been tested and found to comply with the limits for a Class B digital device, pursuant to part 15 of the FCC Rules. These limits are designed to provide reasonable protection against harmful interference in a residential installation.

This equipment generates uses and can radiate radio frequency energy and, if not installed and used in accordance with the instructions, may cause harmful interference to radio communications.
However, there is no guarantee that interference will not occur in a particular installation. If this equipment does cause harmful interference to radio or television reception, which can be determined by turning the equipment off and on, the user is encouraged to try to correct the interference by one or more of the following measures:

- Reorient or relocate the receiving antenna.
- Increase the separation between the equipment and receiver.
- Connect the equipment into an outlet on a circuit different from that to which the receiver is connected.
- Consult the dealer or an experienced radio/TV technician for help.

FCC RF exposure statement:
The equipment complies with FCC radiation exposure limits set forth for an uncontrolled environment. This equipment should be installed and operated with minimum distance between 20cm the radiator your body.

说明书WCC08-60x80mm-80g书写纸-黑白印刷-风琴折

设计(design):
审核(check):
批准(approve):
版本(version): V00

数量(quantity) : 1
单位(units) : mm
比例(scale) : 1:1
页数(page) : 1

产品型号(model) : WCM10
产品名称(name) : 说明书
包装类型(type) : 纸
设计日期(date) : 20220321

颜色(colour): //
尺寸(size) :
材料(material): 80g书写纸
表面处理(surface finish): //

TOPBAND 拓邦
共创智美未来