# 1. Effective (Isotropic) Radiated Power Output Data

## 1.1 B38_5MHz_EIRP

### 1.1.1 Test Result

| Band: 38 / Bandwidth: 5MHz / NTNV | | | | | | | | |
|---|---|---|---|---|---|---|---|---|
| Modulation | Frequency (MHz) | RB Allocation | | Conducted Power (dBm) | Gain (dBi) | EIRP (dBm) | | Verdict |
| | | Size | Offset | | | Result | Limit | |
| QPSK | 2572.5 | 1 | 0 | 22.56 | 3.40 | 25.96 | <=33.01 | Pass |
| | | | 13 | 22.68 | 3.40 | 26.08 | <=33.01 | Pass |
| | | | 24 | 22.53 | 3.40 | 25.93 | <=33.01 | Pass |
| | | 12 | 0 | 21.67 | 3.40 | 25.07 | <=33.01 | Pass |
| | | | 6 | 21.77 | 3.40 | 25.17 | <=33.01 | Pass |
| | | | 13 | 21.65 | 3.40 | 25.05 | <=33.01 | Pass |
| | | 25 | 0 | 21.65 | 3.40 | 25.05 | <=33.01 | Pass |
| | 2595 | 1 | 0 | 23.06 | 3.40 | 26.46 | <=33.01 | Pass |
| | | | 13 | 23.29 | 3.40 | 26.69 | <=33.01 | Pass |
| | | | 24 | 23.01 | 3.40 | 26.41 | <=33.01 | Pass |
| | | 12 | 0 | 22.15 | 3.40 | 25.55 | <=33.01 | Pass |
| | | | 6 | 22.18 | 3.40 | 25.58 | <=33.01 | Pass |
| | | | 13 | 22.14 | 3.40 | 25.54 | <=33.01 | Pass |
| | | 25 | 0 | 22.16 | 3.40 | 25.56 | <=33.01 | Pass |
| | 2617.5 | 1 | 0 | 23.13 | 3.40 | 26.53 | <=33.01 | Pass |
| | | | 13 | 23.27 | 3.40 | 26.67 | <=33.01 | Pass |
| | | | 24 | 23.15 | 3.40 | 26.55 | <=33.01 | Pass |
| | | 12 | 0 | 22.20 | 3.40 | 25.60 | <=33.01 | Pass |
| | | | 6 | 22.28 | 3.40 | 25.68 | <=33.01 | Pass |
| | | | 13 | 22.19 | 3.40 | 25.59 | <=33.01 | Pass |
| | | 25 | 0 | 22.23 | 3.40 | 25.63 | <=33.01 | Pass |
| 16QAM | 2572.5 | 1 | 0 | 21.76 | 3.40 | 25.16 | <=33.01 | Pass |
| | | | 13 | 21.81 | 3.40 | 25.21 | <=33.01 | Pass |
| | | | 24 | 21.63 | 3.40 | 25.03 | <=33.01 | Pass |
| | | 12 | 0 | 21.02 | 3.40 | 24.42 | <=33.01 | Pass |
| | | | 6 | 21.23 | 3.40 | 24.63 | <=33.01 | Pass |
| | | | 13 | 21.10 | 3.40 | 24.50 | <=33.01 | Pass |
| | | 25 | 0 | 21.24 | 3.40 | 24.64 | <=33.01 | Pass |
| | 2595 | 1 | 0 | 22.19 | 3.40 | 25.59 | <=33.01 | Pass |
| | | | 13 | 22.22 | 3.40 | 25.62 | <=33.01 | Pass |
| | | | 24 | 22.08 | 3.40 | 25.48 | <=33.01 | Pass |
| | | 12 | 0 | 21.19 | 3.40 | 24.59 | <=33.01 | Pass |
| | | | 6 | 21.22 | 3.40 | 24.62 | <=33.01 | Pass |
| | | | 13 | 21.15 | 3.40 | 24.55 | <=33.01 | Pass |
| | | 25 | 0 | 21.16 | 3.40 | 24.56 | <=33.01 | Pass |
| | 2617.5 | 1 | 0 | 22.47 | 3.40 | 25.87 | <=33.01 | Pass |
| | | | 13 | 22.20 | 3.40 | 25.60 | <=33.01 | Pass |
| | | | 24 | 22.11 | 3.40 | 25.51 | <=33.01 | Pass |
| | | 12 | 0 | 21.18 | 3.40 | 24.58 | <=33.01 | Pass |
| | | | 6 | 21.22 | 3.40 | 24.62 | <=33.01 | Pass |
| | | | 13 | 21.20 | 3.40 | 24.60 | <=33.01 | Pass |
| | | 25 | 0 | 21.16 | 3.40 | 24.56 | <=33.01 | Pass |
| Note1: EIRP=Conducted Power+Antenna Gain | | | | | | | | |

## 1.2 B38_10MHz_EIRP

### 1.2.1 Test Result

| Band: 38 / Bandwidth: 10MHz / NTNV | | | | | | | | |
|---|---|---|---|---|---|---|---|---|
| Modulation | Frequency (MHz) | RB Allocation | | Conducted Power (dBm) | Gain (dBi) | EIRP (dBm) | | Verdict |
| | | Size | Offset | | | Result | Limit | |
| QPSK | 2575 | 1 | 0 | 23.19 | 3.40 | 26.59 | <=33.01 | Pass |
| | | | 25 | 23.37 | 3.40 | 26.77 | <=33.01 | Pass |
| | | | 49 | 23.17 | 3.40 | 26.57 | <=33.01 | Pass |
| | | 25 | 0 | 22.30 | 3.40 | 25.70 | <=33.01 | Pass |
| | | | 13 | 22.24 | 3.40 | 25.64 | <=33.01 | Pass |
| | | | 25 | 22.21 | 3.40 | 25.61 | <=33.01 | Pass |
| | | 50 | 0 | 22.21 | 3.40 | 25.61 | <=33.01 | Pass |
| | 2595 | 1 | 0 | 23.20 | 3.40 | 26.60 | <=33.01 | Pass |
| | | | 25 | 23.38 | 3.40 | 26.78 | <=33.01 | Pass |
| | | | 49 | 23.19 | 3.40 | 26.59 | <=33.01 | Pass |
| | | 25 | 0 | 22.22 | 3.40 | 25.62 | <=33.01 | Pass |
| | | | 13 | 22.26 | 3.40 | 25.66 | <=33.01 | Pass |
| | | | 25 | 22.17 | 3.40 | 25.57 | <=33.01 | Pass |
| | | 50 | 0 | 22.21 | 3.40 | 25.61 | <=33.01 | Pass |
| | 2615 | 1 | 0 | 23.10 | 3.40 | 26.50 | <=33.01 | Pass |
| | | | 25 | 23.40 | 3.40 | 26.80 | <=33.01 | Pass |
| | | | 49 | 23.12 | 3.40 | 26.52 | <=33.01 | Pass |
| | | 25 | 0 | 22.17 | 3.40 | 25.57 | <=33.01 | Pass |
| | | | 13 | 22.23 | 3.40 | 25.63 | <=33.01 | Pass |
| | | | 25 | 22.24 | 3.40 | 25.64 | <=33.01 | Pass |
| | | 50 | 0 | 22.22 | 3.40 | 25.62 | <=33.01 | Pass |
| 16QAM | 2575 | 1 | 0 | 22.17 | 3.40 | 25.57 | <=33.01 | Pass |
| | | | 25 | 22.42 | 3.40 | 25.82 | <=33.01 | Pass |
| | | | 49 | 22.19 | 3.40 | 25.59 | <=33.01 | Pass |
| | | 25 | 0 | 21.31 | 3.40 | 24.71 | <=33.01 | Pass |
| | | | 13 | 21.24 | 3.40 | 24.64 | <=33.01 | Pass |
| | | | 25 | 21.21 | 3.40 | 24.61 | <=33.01 | Pass |
| | | 50 | 0 | 21.19 | 3.40 | 24.59 | <=33.01 | Pass |
| | 2595 | 1 | 0 | 22.07 | 3.40 | 25.47 | <=33.01 | Pass |
| | | | 25 | 22.24 | 3.40 | 25.64 | <=33.01 | Pass |
| | | | 49 | 21.99 | 3.40 | 25.39 | <=33.01 | Pass |
| | | 25 | 0 | 21.31 | 3.40 | 24.71 | <=33.01 | Pass |
| | | | 13 | 21.27 | 3.40 | 24.67 | <=33.01 | Pass |
| | | | 25 | 21.26 | 3.40 | 24.66 | <=33.01 | Pass |
| | | 50 | 0 | 21.26 | 3.40 | 24.66 | <=33.01 | Pass |
| | 2615 | 1 | 0 | 21.80 | 3.40 | 25.20 | <=33.01 | Pass |
| | | | 25 | 22.57 | 3.40 | 25.97 | <=33.01 | Pass |
| | | | 49 | 22.13 | 3.40 | 25.53 | <=33.01 | Pass |
| | | 25 | 0 | 21.20 | 3.40 | 24.60 | <=33.01 | Pass |
| | | | 13 | 21.19 | 3.40 | 24.59 | <=33.01 | Pass |
| | | | 25 | 21.25 | 3.40 | 24.65 | <=33.01 | Pass |
| | | 50 | 0 | 21.24 | 3.40 | 24.64 | <=33.01 | Pass |
| Note1: EIRP=Conducted Power+Antenna Gain | | | | | | | | |

## 1.3 B38_15MHz_EIRP

### 1.3.1 Test Result

| Band: 38 / Bandwidth: 15MHz / NTNV | | | | | | | | |
|---|---|---|---|---|---|---|---|---|
| Modulation | Frequency (MHz) | RB Allocation | | Conducted Power (dBm) | Gain (dBi) | EIRP (dBm) | | Verdict |
| | | Size | Offset | | | Result | Limit | |
| QPSK | 2577.5 | 1 | 0 | 23.14 | 3.40 | 26.54 | <=33.01 | Pass |
| | | | 38 | 23.21 | 3.40 | 26.61 | <=33.01 | Pass |
| | | | 74 | 23.09 | 3.40 | 26.49 | <=33.01 | Pass |
| | | 36 | 0 | 22.20 | 3.40 | 25.60 | <=33.01 | Pass |
| | | | 18 | 22.22 | 3.40 | 25.62 | <=33.01 | Pass |
| | | | 39 | 22.20 | 3.40 | 25.60 | <=33.01 | Pass |
| | | 75 | 0 | 22.21 | 3.40 | 25.61 | <=33.01 | Pass |
| | 2595 | 1 | 0 | 23.19 | 3.40 | 26.59 | <=33.01 | Pass |
| | | | 38 | 23.23 | 3.40 | 26.63 | <=33.01 | Pass |
| | | | 74 | 23.11 | 3.40 | 26.51 | <=33.01 | Pass |
| | | 36 | 0 | 22.15 | 3.40 | 25.55 | <=33.01 | Pass |
| | | | 18 | 22.17 | 3.40 | 25.57 | <=33.01 | Pass |
| | | | 39 | 22.14 | 3.40 | 25.54 | <=33.01 | Pass |
| | | 75 | 0 | 22.17 | 3.40 | 25.57 | <=33.01 | Pass |
| | 2612.5 | 1 | 0 | 23.05 | 3.40 | 26.45 | <=33.01 | Pass |
| | | | 38 | 23.14 | 3.40 | 26.54 | <=33.01 | Pass |
| | | | 74 | 23.15 | 3.40 | 26.55 | <=33.01 | Pass |
| | | 36 | 0 | 22.18 | 3.40 | 25.58 | <=33.01 | Pass |
| | | | 18 | 22.21 | 3.40 | 25.61 | <=33.01 | Pass |
| | | | 39 | 22.19 | 3.40 | 25.59 | <=33.01 | Pass |
| | | 75 | 0 | 22.17 | 3.40 | 25.57 | <=33.01 | Pass |
| 16QAM | 2577.5 | 1 | 0 | 22.11 | 3.40 | 25.51 | <=33.01 | Pass |
| | | | 38 | 22.25 | 3.40 | 25.65 | <=33.01 | Pass |
| | | | 74 | 21.89 | 3.40 | 25.29 | <=33.01 | Pass |
| | | 36 | 0 | 21.21 | 3.40 | 24.61 | <=33.01 | Pass |
| | | | 18 | 21.17 | 3.40 | 24.57 | <=33.01 | Pass |
| | | | 39 | 21.17 | 3.40 | 24.57 | <=33.01 | Pass |
| | | 75 | 0 | 21.17 | 3.40 | 24.57 | <=33.01 | Pass |
| | 2595 | 1 | 0 | 21.93 | 3.40 | 25.33 | <=33.01 | Pass |
| | | | 38 | 22.07 | 3.40 | 25.47 | <=33.01 | Pass |
| | | | 74 | 21.97 | 3.40 | 25.37 | <=33.01 | Pass |
| | | 36 | 0 | 21.17 | 3.40 | 24.57 | <=33.01 | Pass |
| | | | 18 | 21.15 | 3.40 | 24.55 | <=33.01 | Pass |
| | | | 39 | 21.18 | 3.40 | 24.58 | <=33.01 | Pass |
| | | 75 | 0 | 21.19 | 3.40 | 24.59 | <=33.01 | Pass |
| | 2612.5 | 1 | 0 | 22.13 | 3.40 | 25.53 | <=33.01 | Pass |
| | | | 38 | 22.20 | 3.40 | 25.60 | <=33.01 | Pass |
| | | | 74 | 22.47 | 3.40 | 25.87 | <=33.01 | Pass |
| | | 36 | 0 | 21.17 | 3.40 | 24.57 | <=33.01 | Pass |
| | | | 18 | 21.13 | 3.40 | 24.53 | <=33.01 | Pass |
| | | | 39 | 21.18 | 3.40 | 24.58 | <=33.01 | Pass |
| | | 75 | 0 | 21.22 | 3.40 | 24.62 | <=33.01 | Pass |
| Note1: EIRP=Conducted Power+Antenna Gain | | | | | | | | |

## 1.4 B38_20MHz_EIRP

### 1.4.1 Test Result

| Band: 38 / Bandwidth: 20MHz / NTNV | | | | | | | | |
|---|---|---|---|---|---|---|---|---|
| Modulation | Frequency (MHz) | RB Allocation | | Conducted Power (dBm) | Gain (dBi) | EIRP (dBm) | | Verdict |
| | | Size | Offset | | | Result | Limit | |
| QPSK | 2580 | 1 | 0 | 23.11 | 3.40 | 26.51 | <=33.01 | Pass |
| | | | 50 | 23.22 | 3.40 | 26.62 | <=33.01 | Pass |
| | | | 99 | 23.09 | 3.40 | 26.49 | <=33.01 | Pass |
| | | 50 | 0 | 22.12 | 3.40 | 25.52 | <=33.01 | Pass |
| | | | 25 | 22.14 | 3.40 | 25.54 | <=33.01 | Pass |
| | | | 50 | 22.11 | 3.40 | 25.51 | <=33.01 | Pass |
| | | 100 | 0 | 22.13 | 3.40 | 25.53 | <=33.01 | Pass |
| | 2595 | 1 | 0 | 23.17 | 3.40 | 26.57 | <=33.01 | Pass |
| | | | 50 | 23.29 | 3.40 | 26.69 | <=33.01 | Pass |
| | | | 99 | 23.07 | 3.40 | 26.47 | <=33.01 | Pass |
| | | 50 | 0 | 22.19 | 3.40 | 25.59 | <=33.01 | Pass |
| | | | 25 | 22.19 | 3.40 | 25.59 | <=33.01 | Pass |
| | | | 50 | 22.11 | 3.40 | 25.51 | <=33.01 | Pass |
| | | 100 | 0 | 22.18 | 3.40 | 25.58 | <=33.01 | Pass |
| | 2610 | 1 | 0 | 23.10 | 3.40 | 26.50 | <=33.01 | Pass |
| | | | 50 | 23.26 | 3.40 | 26.66 | <=33.01 | Pass |
| | | | 99 | 23.09 | 3.40 | 26.49 | <=33.01 | Pass |
| | | 50 | 0 | 22.15 | 3.40 | 25.55 | <=33.01 | Pass |
| | | | 25 | 22.17 | 3.40 | 25.57 | <=33.01 | Pass |
| | | | 50 | 22.10 | 3.40 | 25.50 | <=33.01 | Pass |
| | | 100 | 0 | 22.11 | 3.40 | 25.51 | <=33.01 | Pass |
| 16QAM | 2580 | 1 | 0 | 22.10 | 3.40 | 25.50 | <=33.01 | Pass |
| | | | 50 | 22.65 | 3.40 | 26.05 | <=33.01 | Pass |
| | | | 99 | 22.07 | 3.40 | 25.47 | <=33.01 | Pass |
| | | 50 | 0 | 21.18 | 3.40 | 24.58 | <=33.01 | Pass |
| | | | 25 | 21.20 | 3.40 | 24.60 | <=33.01 | Pass |
| | | | 50 | 21.14 | 3.40 | 24.54 | <=33.01 | Pass |
| | | 100 | 0 | 21.19 | 3.40 | 24.59 | <=33.01 | Pass |
| | 2595 | 1 | 0 | 21.85 | 3.40 | 25.25 | <=33.01 | Pass |
| | | | 50 | 22.47 | 3.40 | 25.87 | <=33.01 | Pass |
| | | | 99 | 21.70 | 3.40 | 25.10 | <=33.01 | Pass |
| | | 50 | 0 | 21.18 | 3.40 | 24.58 | <=33.01 | Pass |
| | | | 25 | 21.30 | 3.40 | 24.70 | <=33.01 | Pass |
| | | | 50 | 21.12 | 3.40 | 24.52 | <=33.01 | Pass |
| | | 100 | 0 | 21.19 | 3.40 | 24.59 | <=33.01 | Pass |
| | 2610 | 1 | 0 | 22.09 | 3.40 | 25.49 | <=33.01 | Pass |
| | | | 50 | 22.35 | 3.40 | 25.75 | <=33.01 | Pass |
| | | | 99 | 22.09 | 3.40 | 25.49 | <=33.01 | Pass |
| | | 50 | 0 | 21.19 | 3.40 | 24.59 | <=33.01 | Pass |
| | | | 25 | 21.25 | 3.40 | 24.65 | <=33.01 | Pass |
| | | | 50 | 21.17 | 3.40 | 24.57 | <=33.01 | Pass |
| | | 100 | 0 | 21.14 | 3.40 | 24.54 | <=33.01 | Pass |
| Note1: EIRP=Conducted Power+Antenna Gain | | | | | | | | |

# 2. Frequency Stability

## 2.1 B38_5MHz

### 2.1.1 Test Result

| Band: 38 / Bandwidth: 5MHz | | | | | | | | | |
|---|---|---|---|---|---|---|---|---|---|
| Modulation | Frequency (MHz) | RB Allocation | | Temp. (°C) | Voltage (VDC) | Freq. Error (Hz) | Freq. vs. Rated (ppm) | | Verdict |
| | | Size | Offset | | | | Result | Limit | |
| QPSK | 2572.5 | 25 | 0 | 20 | 3.6 | 34.375 | 0.0134 | -2.5 to 2.5 | Pass |
| | | | | | 3.85 | 26.507 | 0.0103 | -2.5 to 2.5 | Pass |
| | | | | | 4.4 | 39.911 | 0.0155 | -2.5 to 2.5 | Pass |
| | | | | -30 | 3.85 | 43.244 | 0.0168 | -2.5 to 2.5 | Pass |
| | | | | -20 | 3.85 | 48.695 | 0.0189 | -2.5 to 2.5 | Pass |
| | | | | -10 | 3.85 | 48.909 | 0.0190 | -2.5 to 2.5 | Pass |
| | | | | 0 | 3.85 | 50.039 | 0.0195 | -2.5 to 2.5 | Pass |
| | | | | 10 | 3.85 | -3.376 | -0.0013 | -2.5 to 2.5 | Pass |
| | | | | 30 | 3.85 | 75.130 | 0.0292 | -2.5 to 2.5 | Pass |
| | | | | 40 | 3.85 | 10.314 | 0.0040 | -2.5 to 2.5 | Pass |
| | | | | 50 | 3.85 | -27.523 | -0.0107 | -2.5 to 2.5 | Pass |
| | 2595 | 25 | 0 | 20 | 3.6 | 48.151 | 0.0186 | -2.5 to 2.5 | Pass |
| | | | | | 3.85 | 1.516 | 0.0006 | -2.5 to 2.5 | Pass |
| | | | | | 4.4 | -40.998 | -0.0158 | -2.5 to 2.5 | Pass |
| | | | | -30 | 3.85 | 60.897 | 0.0235 | -2.5 to 2.5 | Pass |
| | | | | -20 | 3.85 | 224.876 | 0.0867 | -2.5 to 2.5 | Pass |
| | | | | -10 | 3.85 | 206.709 | 0.0797 | -2.5 to 2.5 | Pass |
| | | | | 0 | 3.85 | 179.844 | 0.0693 | -2.5 to 2.5 | Pass |
| | | | | 10 | 3.85 | 178.671 | 0.0689 | -2.5 to 2.5 | Pass |
| | | | | 30 | 3.85 | 159.888 | 0.0616 | -2.5 to 2.5 | Pass |
| | | | | 40 | 3.85 | 197.883 | 0.0763 | -2.5 to 2.5 | Pass |
| | | | | 50 | 3.85 | 197.725 | 0.0762 | -2.5 to 2.5 | Pass |
| | 2617.5 | 25 | 0 | 20 | 3.6 | 14.806 | 0.0057 | -2.5 to 2.5 | Pass |
| | | | | | 3.85 | -6.423 | -0.0025 | -2.5 to 2.5 | Pass |
| | | | | | 4.4 | -13.561 | -0.0052 | -2.5 to 2.5 | Pass |
| | | | | -30 | 3.85 | -15.249 | -0.0058 | -2.5 to 2.5 | Pass |
| | | | | -20 | 3.85 | -13.118 | -0.0050 | -2.5 to 2.5 | Pass |
| | | | | -10 | 3.85 | -25.134 | -0.0096 | -2.5 to 2.5 | Pass |
| | | | | 0 | 3.85 | -9.184 | -0.0035 | -2.5 to 2.5 | Pass |
| | | | | 10 | 3.85 | -19.555 | -0.0075 | -2.5 to 2.5 | Pass |
| | | | | 30 | 3.85 | -3.662 | -0.0014 | -2.5 to 2.5 | Pass |
| | | | | 40 | 3.85 | -4.706 | -0.0018 | -2.5 to 2.5 | Pass |
| | | | | 50 | 3.85 | -1.688 | -0.0006 | -2.5 to 2.5 | Pass |
| 16QAM | 2572.5 | 25 | 0 | 20 | 3.6 | 470.910 | 0.1831 | -2.5 to 2.5 | Pass |
| | | | | | 3.85 | 477.090 | 0.1855 | -2.5 to 2.5 | Pass |
| | | | | | 4.4 | 465.903 | 0.1811 | -2.5 to 2.5 | Pass |
| | | | | -30 | 3.85 | 456.491 | 0.1775 | -2.5 to 2.5 | Pass |
| | | | | -20 | 3.85 | 463.214 | 0.1801 | -2.5 to 2.5 | Pass |
| | | | | -10 | 3.85 | 441.856 | 0.1718 | -2.5 to 2.5 | Pass |
| | | | | 0 | 3.85 | 1.717 | 0.0007 | -2.5 to 2.5 | Pass |
| | | | | 10 | 3.85 | -19.355 | -0.0075 | -2.5 to 2.5 | Pass |
| | | | | 30 | 3.85 | -15.807 | -0.0061 | -2.5 to 2.5 | Pass |
| | | | | 40 | 3.85 | -23.160 | -0.0090 | -2.5 to 2.5 | Pass |
| | | | | 50 | 3.85 | -15.149 | -0.0059 | -2.5 to 2.5 | Pass |
| | 2595 | 25 | 0 | 20 | 3.6 | 181.217 | 0.0698 | -2.5 to 2.5 | Pass |
| | | | | | 3.85 | 189.085 | 0.0729 | -2.5 to 2.5 | Pass |
| | | | | | 4.4 | 217.495 | 0.0838 | -2.5 to 2.5 | Pass |
| | | | | -30 | 3.85 | 216.637 | 0.0835 | -2.5 to 2.5 | Pass |
| | | | | -20 | 3.85 | 201.888 | 0.0778 | -2.5 to 2.5 | Pass |

| | | | | | | | | | |
|---|---|---|---|---|---|---|---|---|---|
| | | | | -10 | 3.85 | 213.661 | 0.0823 | -2.5 to 2.5 | Pass |
| | | | | 0 | 3.85 | 222.888 | 0.0859 | -2.5 to 2.5 | Pass |
| | | | | 10 | 3.85 | 208.840 | 0.0805 | -2.5 to 2.5 | Pass |
| | | | | 30 | 3.85 | 204.606 | 0.0788 | -2.5 to 2.5 | Pass |
| | | | | 40 | 3.85 | 208.998 | 0.0805 | -2.5 to 2.5 | Pass |
| | | | | 50 | 3.85 | 208.340 | 0.0803 | -2.5 to 2.5 | Pass |
| | 2617.5 | 25 | 0 | 20 | 3.6 | -9.556 | -0.0037 | -2.5 to 2.5 | Pass |
| | | | | | 3.85 | -4.535 | -0.0017 | -2.5 to 2.5 | Pass |
| | | | | | 4.4 | -6.280 | -0.0024 | -2.5 to 2.5 | Pass |
| | | | | -30 | 3.85 | -7.596 | -0.0029 | -2.5 to 2.5 | Pass |
| | | | | -20 | 3.85 | -4.449 | -0.0017 | -2.5 to 2.5 | Pass |
| | | | | -10 | 3.85 | -16.394 | -0.0063 | -2.5 to 2.5 | Pass |
| | | | | 0 | 3.85 | -14.362 | -0.0055 | -2.5 to 2.5 | Pass |
| | | | | 10 | 3.85 | 2.160 | 0.0008 | -2.5 to 2.5 | Pass |
| | | | | 30 | 3.85 | -5.722 | -0.0022 | -2.5 to 2.5 | Pass |
| | | | | 40 | 3.85 | -8.683 | -0.0033 | -2.5 to 2.5 | Pass |
| | | | | 50 | 3.85 | -4.978 | -0.0019 | -2.5 to 2.5 | Pass |

# 3. 99% & 26dB Bandwidth

## 3.1 Band38_OBW

### 3.1.1 Test Result

| Band: 38 / NTNV | | | | | | | |
|---|---|---|---|---|---|---|---|
| Bandwidth (MHz) | Modulation | Frequency (MHz) | RB Allocation | | 99% Occupied Bandwidth (MHz) | | Verdict |
| | | | Size | Offset | Result | Limit | |
| 5 | QPSK | 2572.5 | 25 | 0 | 4.559 | / | Pass |
| | | 2595 | 25 | 0 | 4.541 | / | Pass |
| | | 2617.5 | 25 | 0 | 4.548 | / | Pass |
| | 16QAM | 2572.5 | 25 | 0 | 4.564 | / | Pass |
| | | 2595 | 25 | 0 | 4.537 | / | Pass |
| | | 2617.5 | 25 | 0 | 4.538 | / | Pass |
| 10 | QPSK | 2575 | 50 | 0 | 9.067 | / | Pass |
| | | 2595 | 50 | 0 | 9.061 | / | Pass |
| | | 2615 | 50 | 0 | 9.072 | / | Pass |
| | 16QAM | 2575 | 50 | 0 | 9.068 | / | Pass |
| | | 2595 | 50 | 0 | 9.039 | / | Pass |
| | | 2615 | 50 | 0 | 9.083 | / | Pass |
| 15 | QPSK | 2577.5 | 75 | 0 | 13.619 | / | Pass |
| | | 2595 | 75 | 0 | 13.574 | / | Pass |
| | | 2612.5 | 75 | 0 | 13.564 | / | Pass |
| | 16QAM | 2577.5 | 75 | 0 | 13.636 | / | Pass |
| | | 2595 | 75 | 0 | 13.579 | / | Pass |
| | | 2612.5 | 75 | 0 | 13.653 | / | Pass |
| 20 | QPSK | 2580 | 100 | 0 | 18.151 | / | Pass |
| | | 2595 | 100 | 0 | 18.102 | / | Pass |
| | | 2610 | 100 | 0 | 18.168 | / | Pass |
| | 16QAM | 2580 | 100 | 0 | 18.057 | / | Pass |
| | | 2595 | 100 | 0 | 18.129 | / | Pass |
| | | 2610 | 100 | 0 | 18.145 | / | Pass |

## 3.1.2 Test Graph

Band38_5MHz_QPSK_LCH_2572.5MHz_RB_25_0_NTNV

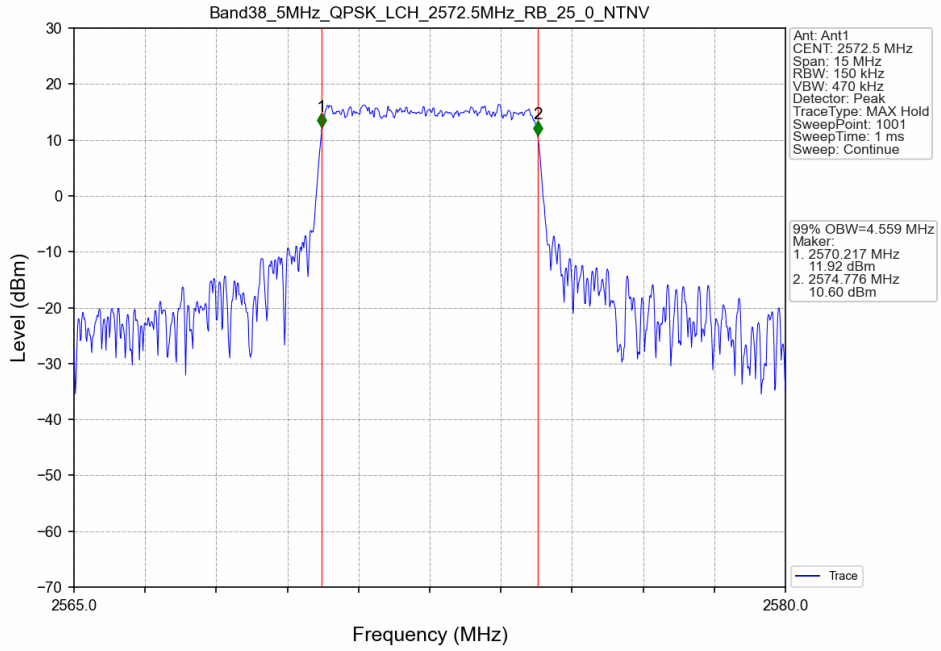


Band38_5MHz_QPSK_MCH_2595MHz_RB_25_0_NTNV

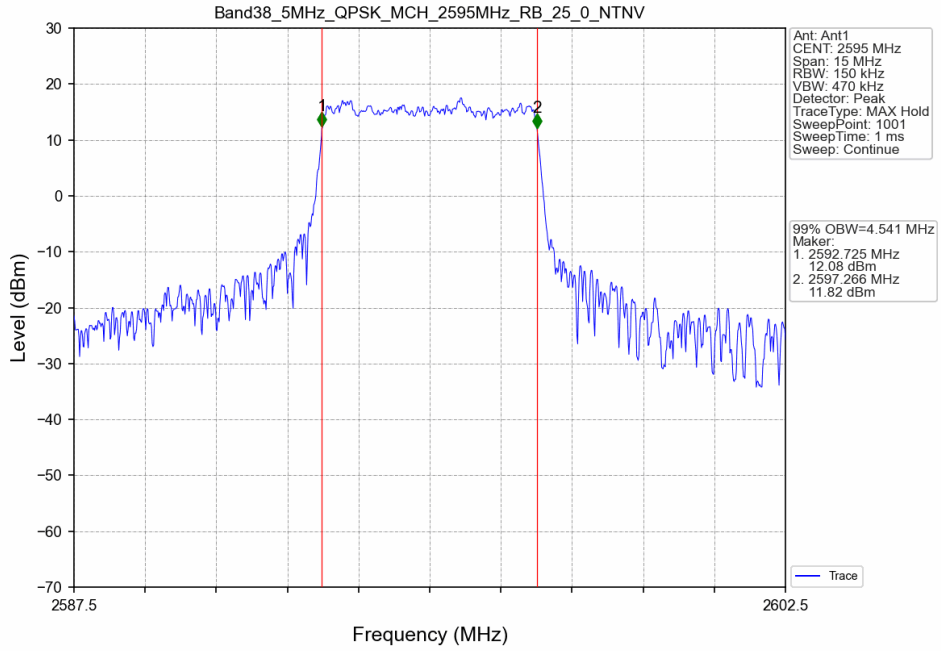

Band38_5MHz_QPSK_HCH_2617.5MHz_RB_25_0_NTNV

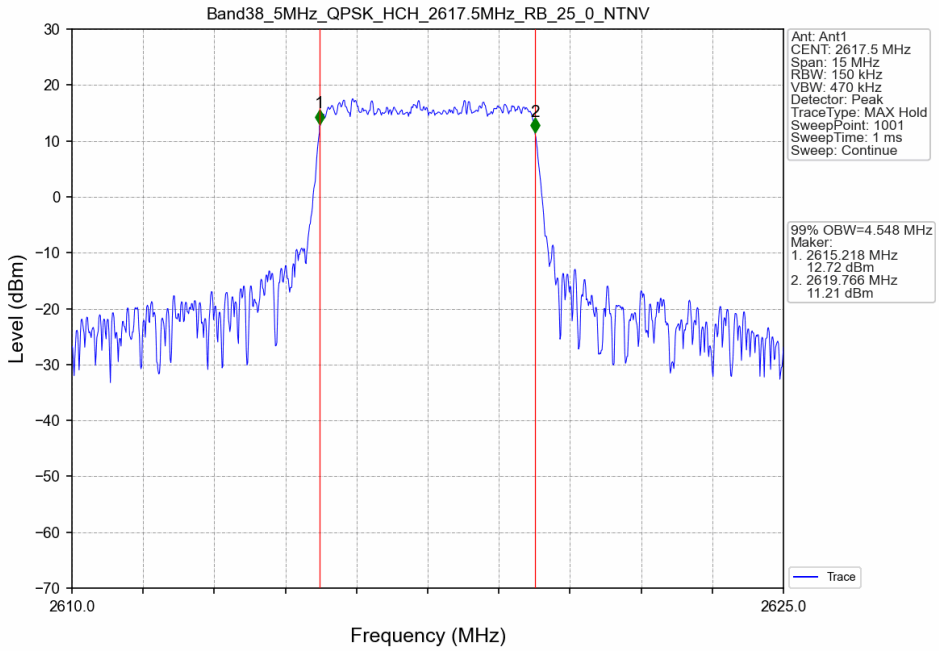


Band38_5MHz_16QAM_LCH_2572.5MHz_RB_25_0_NTNV

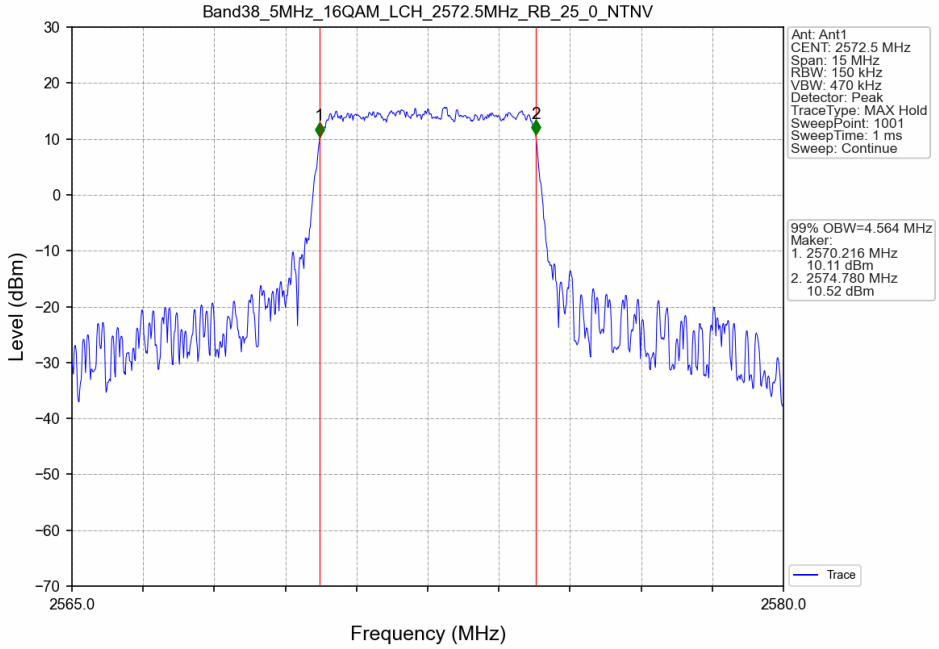

Band38_5MHz_16QAM_MCH_2595MHz_RB_25_0_NTNV

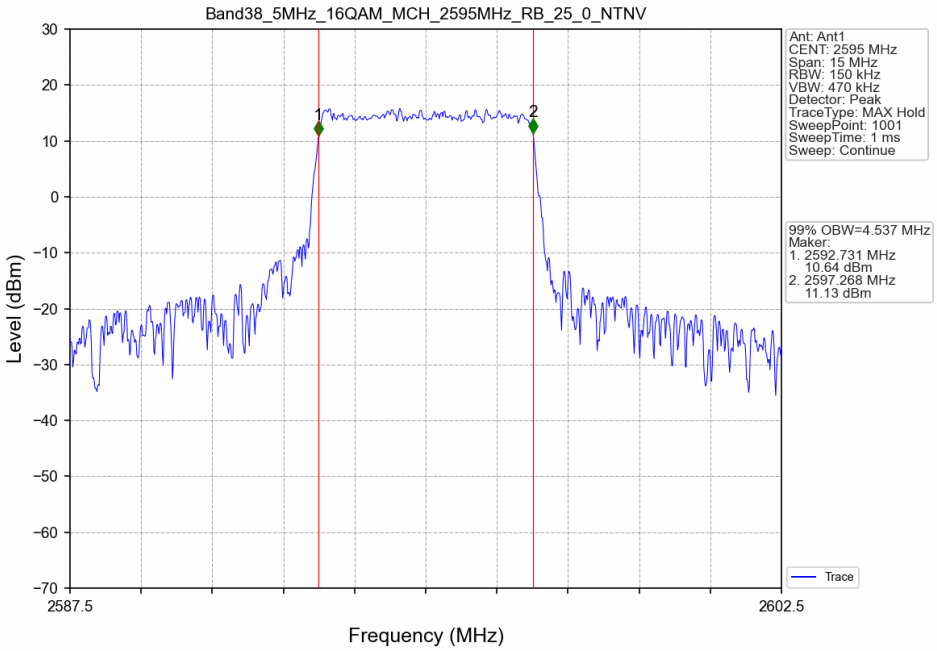


Band38_5MHz_16QAM_HCH_2617.5MHz_RB_25_0_NTNV

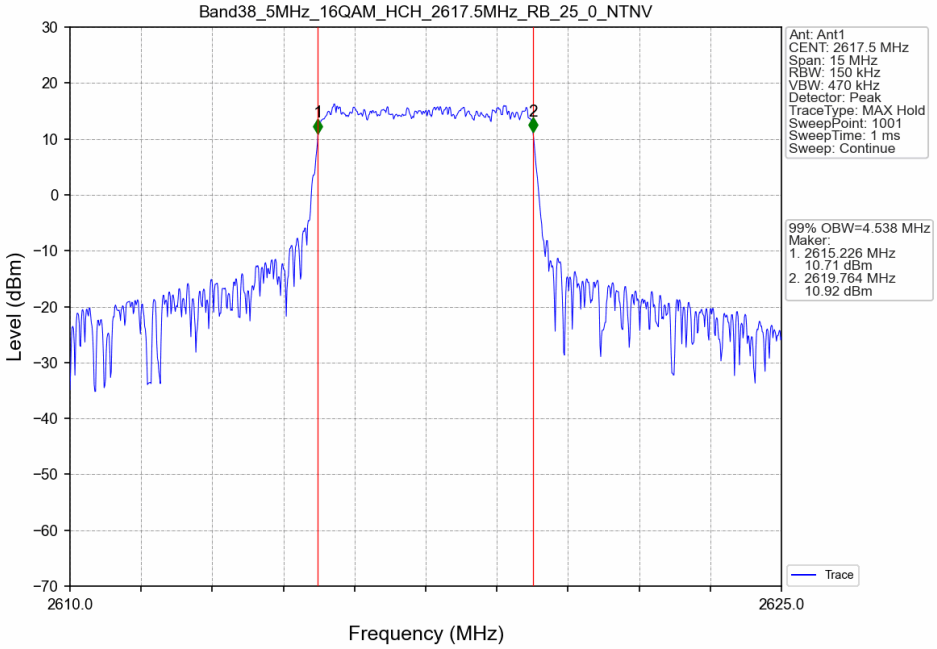

Band38_10MHz_QPSK_LCH_2575MHz_RB_50_0_NTNV

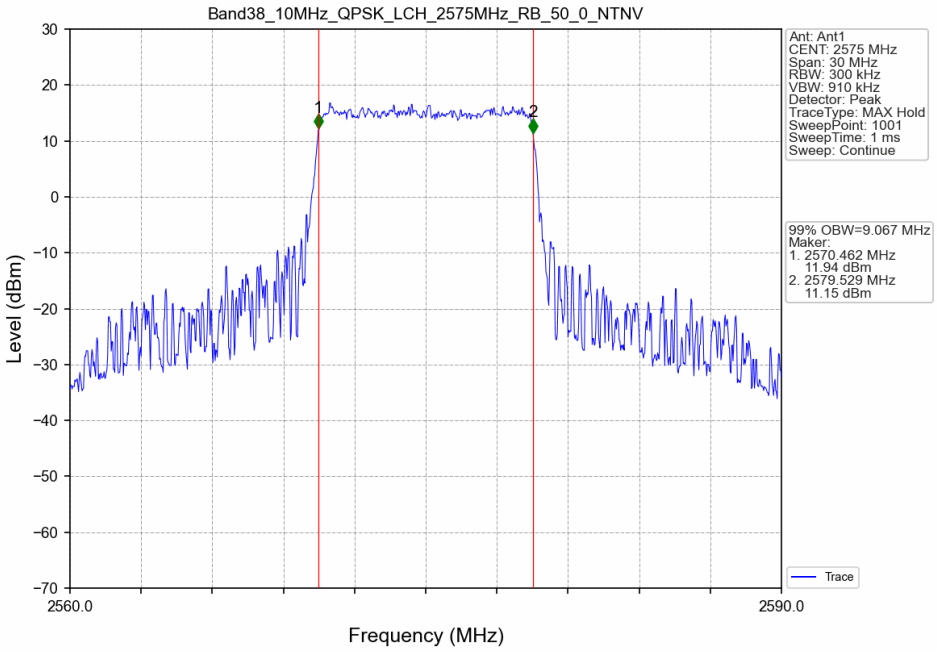


Band38_10MHz_QPSK_MCH_2595MHz_RB_50_0_NTNV

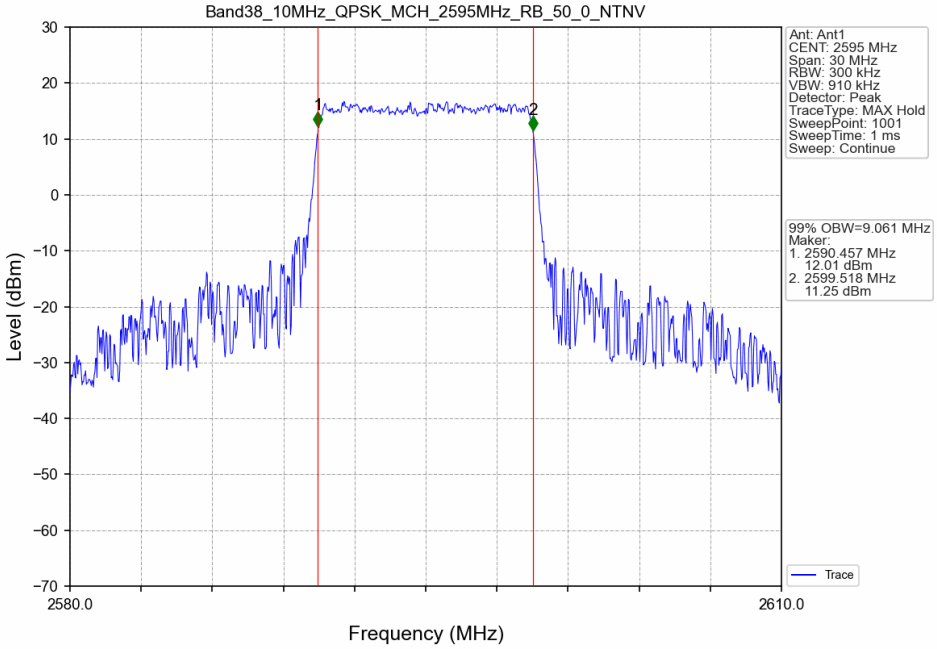

Band38_10MHz_QPSK_HCH_2615MHz_RB_50_0_NTNV

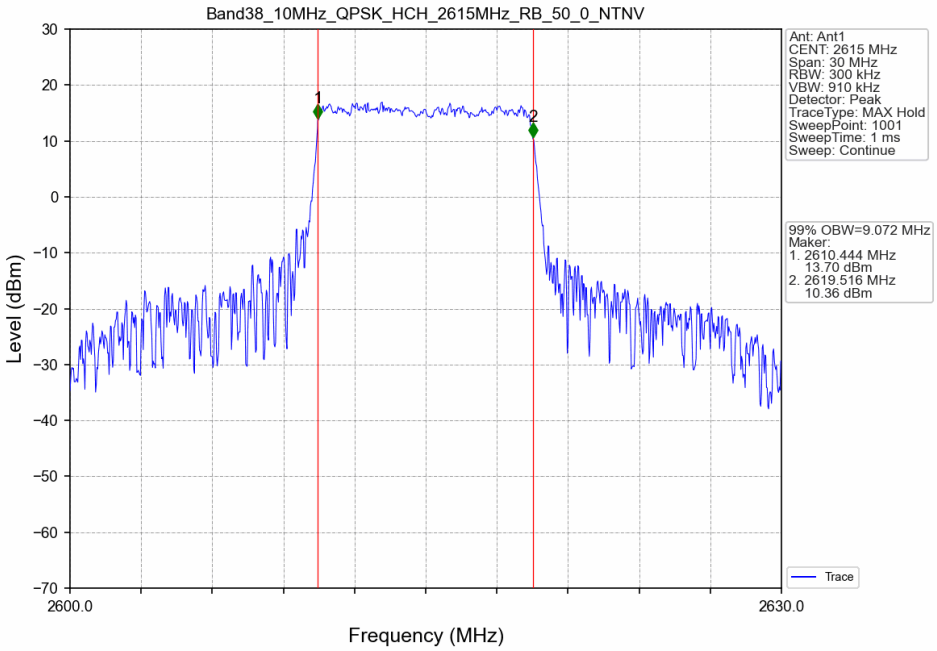


Band38_10MHz_16QAM_LCH_2575MHz_RB_50_0_NTNV

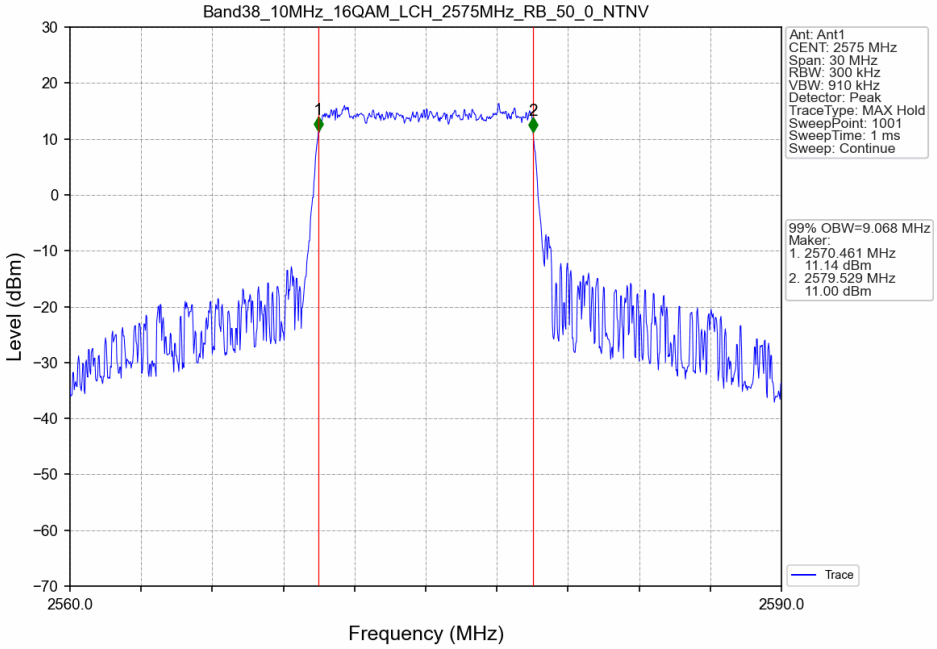

Band38_10MHz_16QAM_MCH_2595MHz_RB_50_0_NTNV

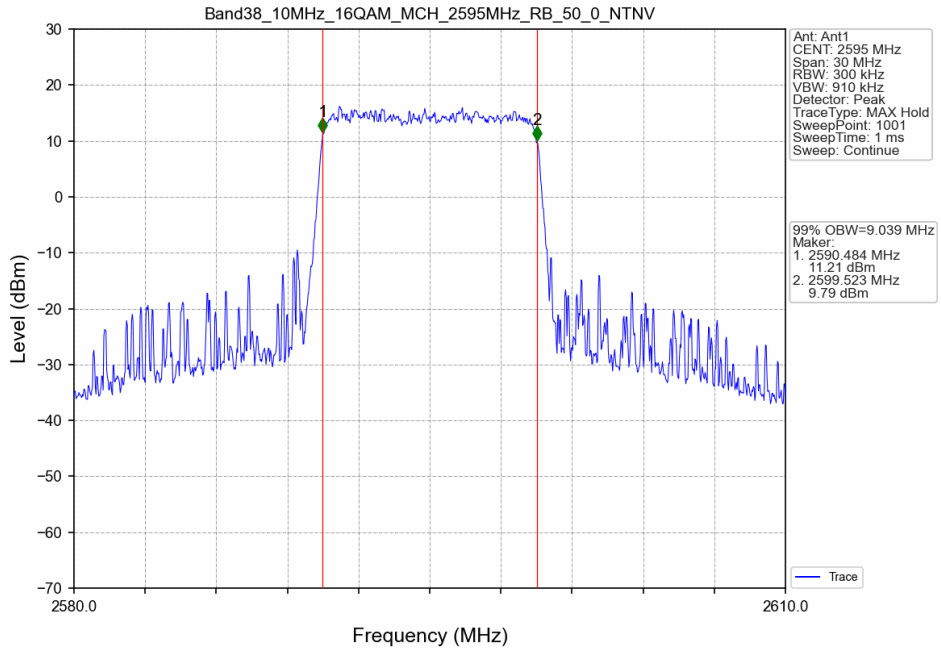


Band38_10MHz_16QAM_HCH_2615MHz_RB_50_0_NTNV

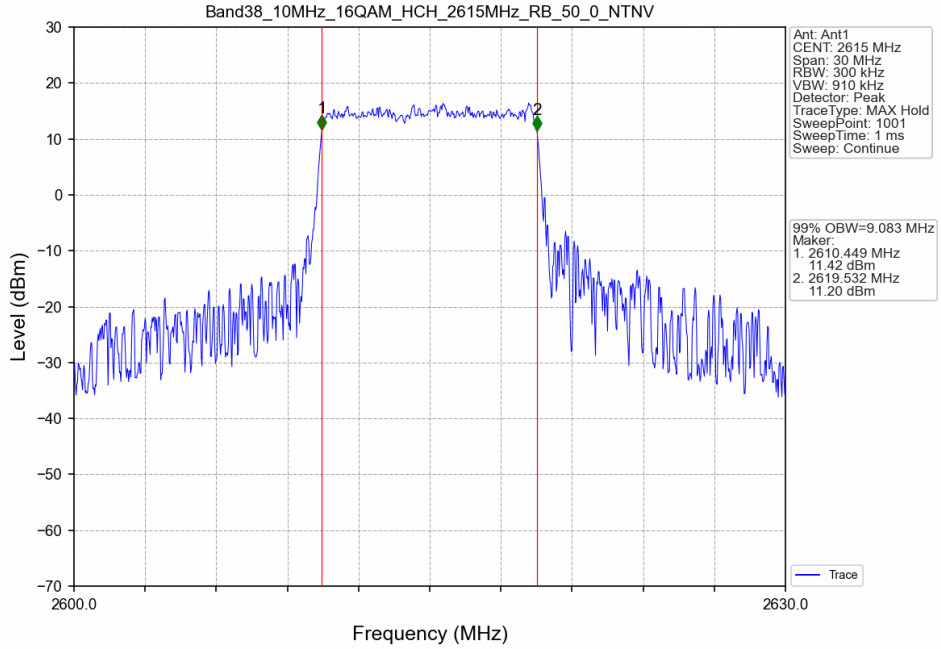

Band38_15MHz_QPSK_LCH_2577.5MHz_RB_75_0_NTNV

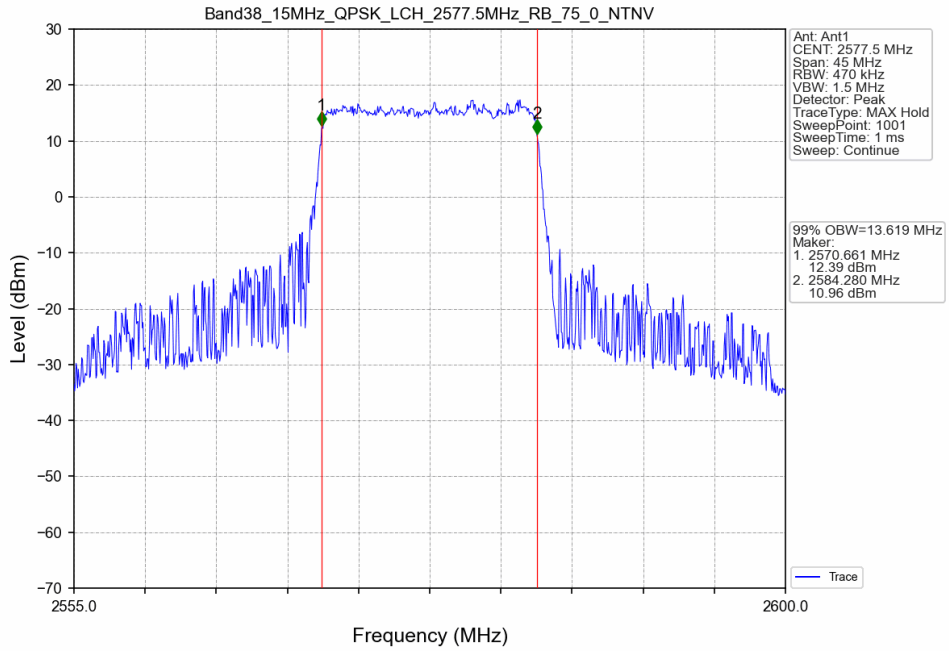


Band38_15MHz_QPSK_MCH_2595MHz_RB_75_0_NTNV

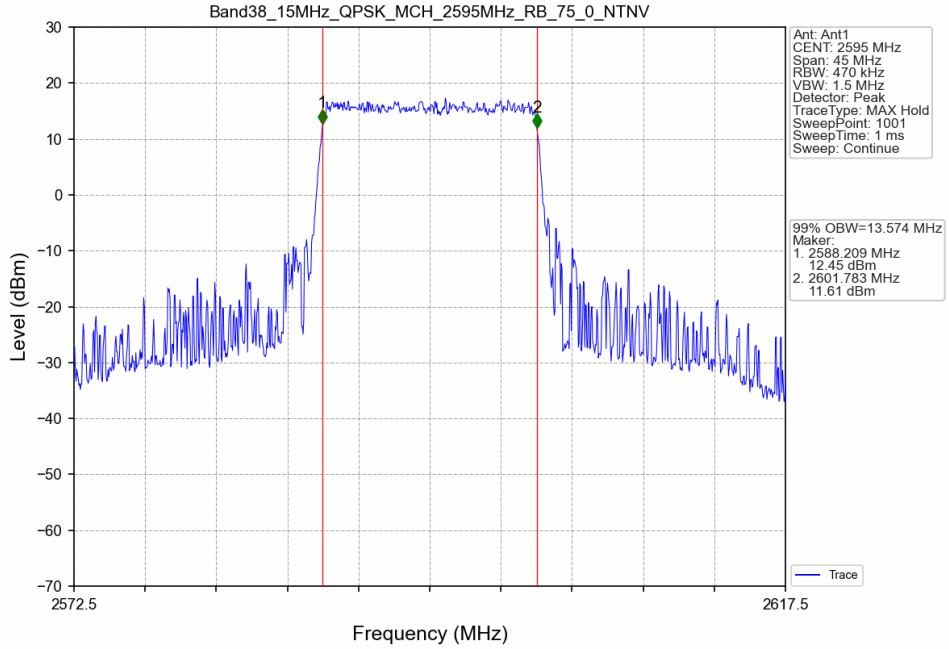

Band38_15MHz_QPSK_HCH_2612.5MHz_RB_75_0_NTNV

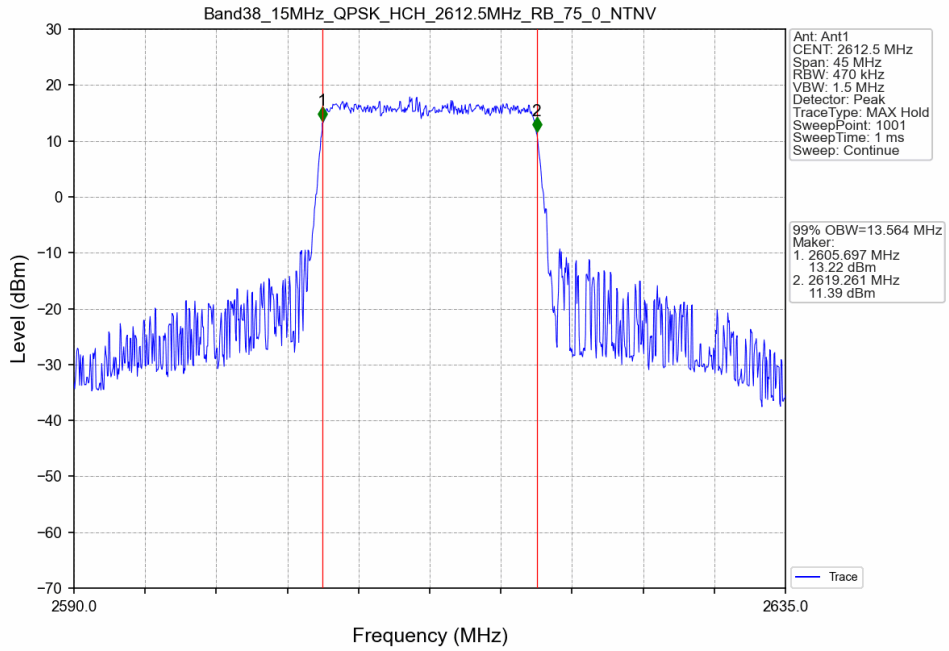


Band38_15MHz_16QAM_LCH_2577.5MHz_RB_75_0_NTNV

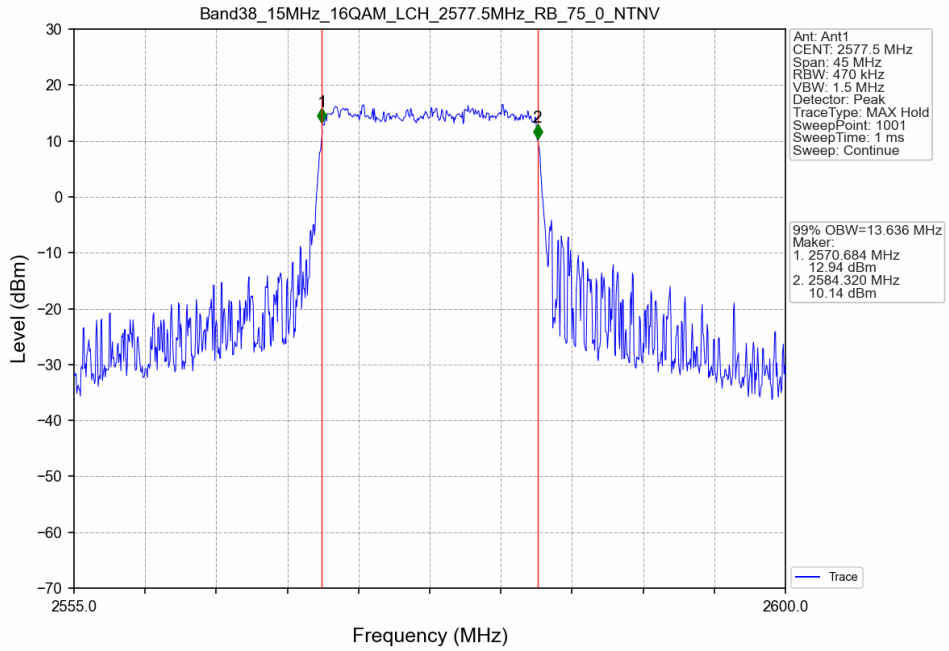

Band38_15MHz_16QAM_MCH_2595MHz_RB_75_0_NTNV

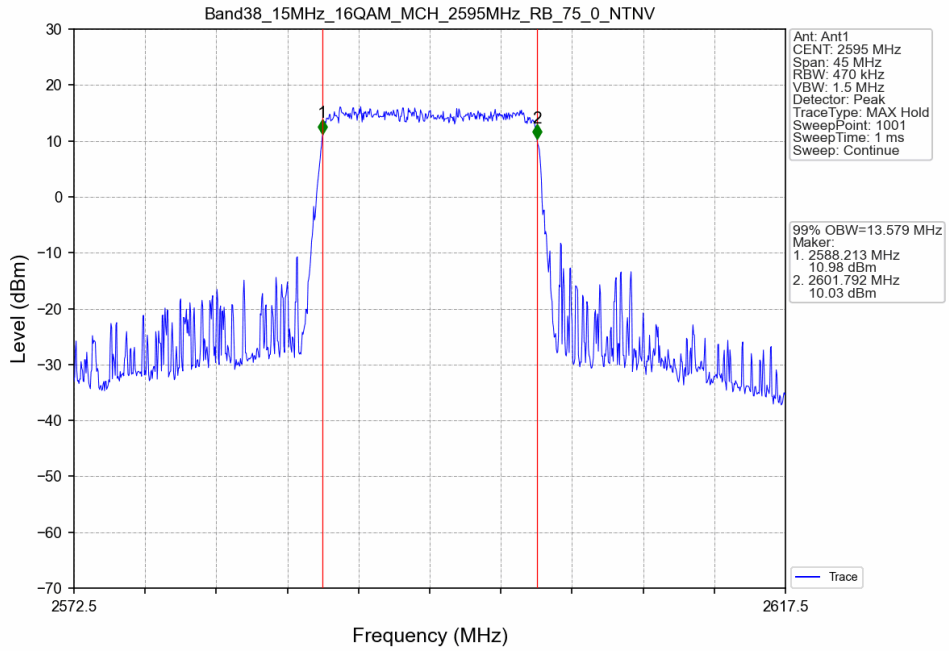


Band38_15MHz_16QAM_HCH_2612.5MHz_RB_75_0_NTNV

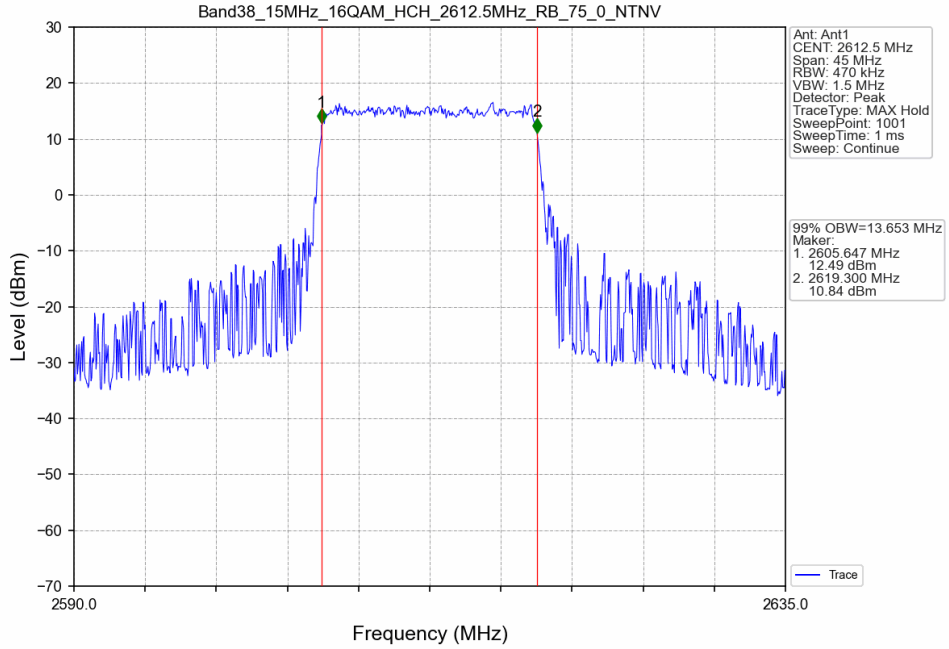

Band38_20MHz_QPSK_LCH_2580MHz_RB_100_0_NTNV

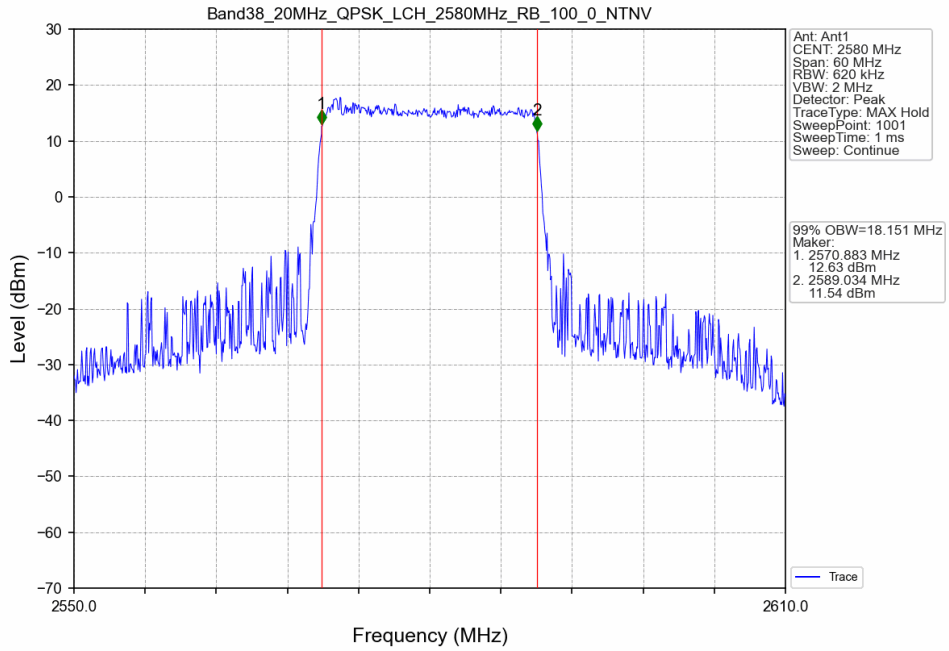


Band38_20MHz_QPSK_MCH_2595MHz_RB_100_0_NTNV

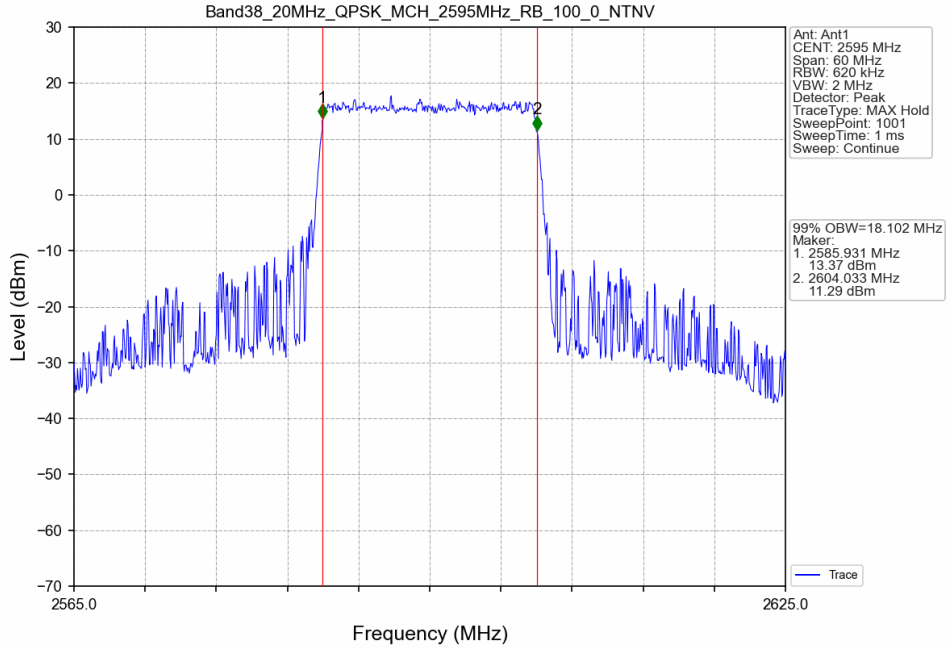

Band38_20MHz_QPSK_HCH_2610MHz_RB_100_0_NTNV

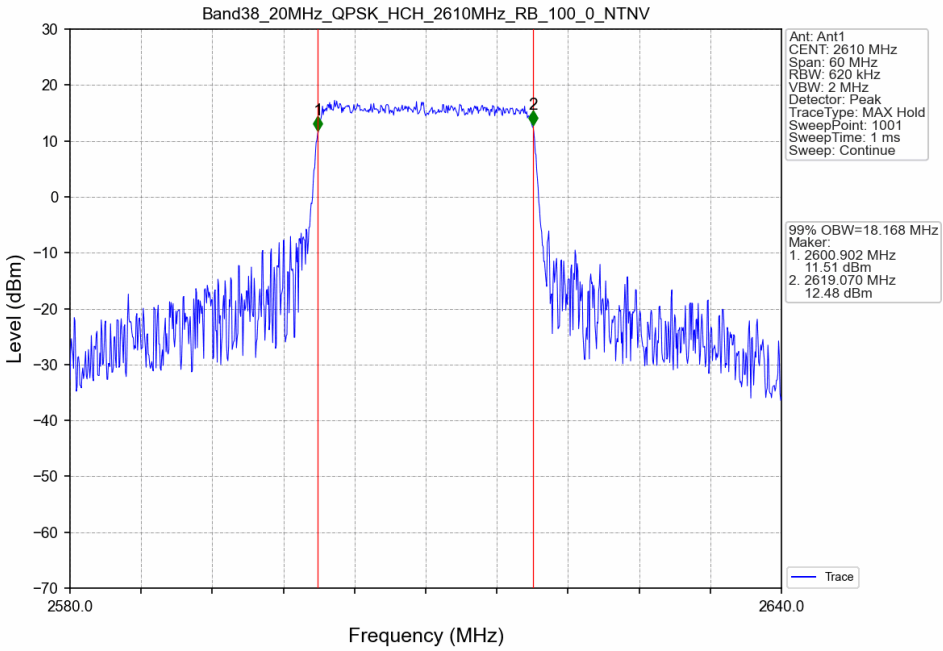


Band38_20MHz_16QAM_LCH_2580MHz_RB_100_0_NTNV

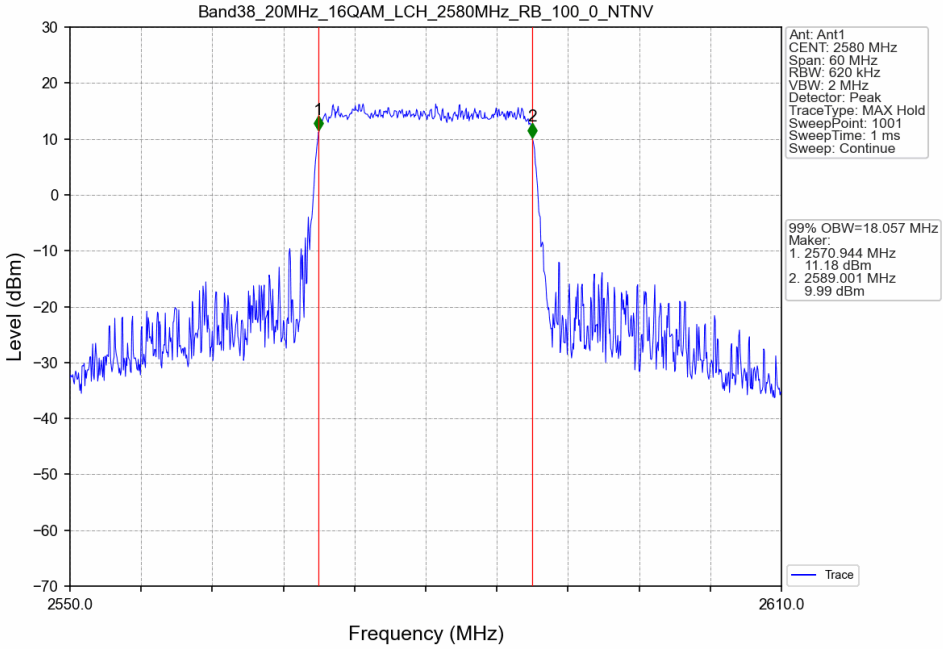

Band38_20MHz_16QAM_MCH_2595MHz_RB_100_0_NTNV

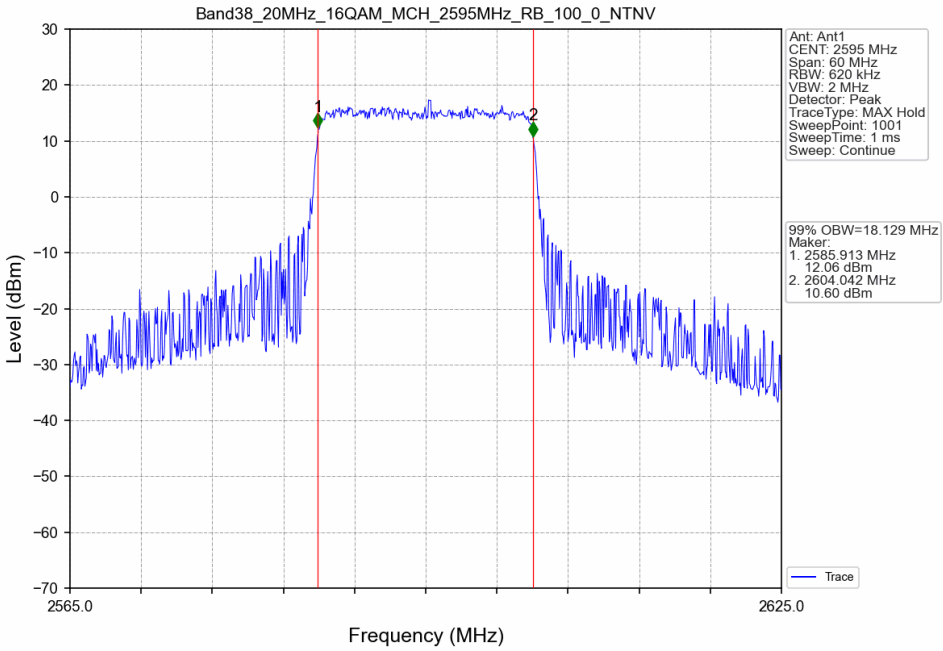


Band38_20MHz_16QAM_HCH_2610MHz_RB_100_0_NTNV

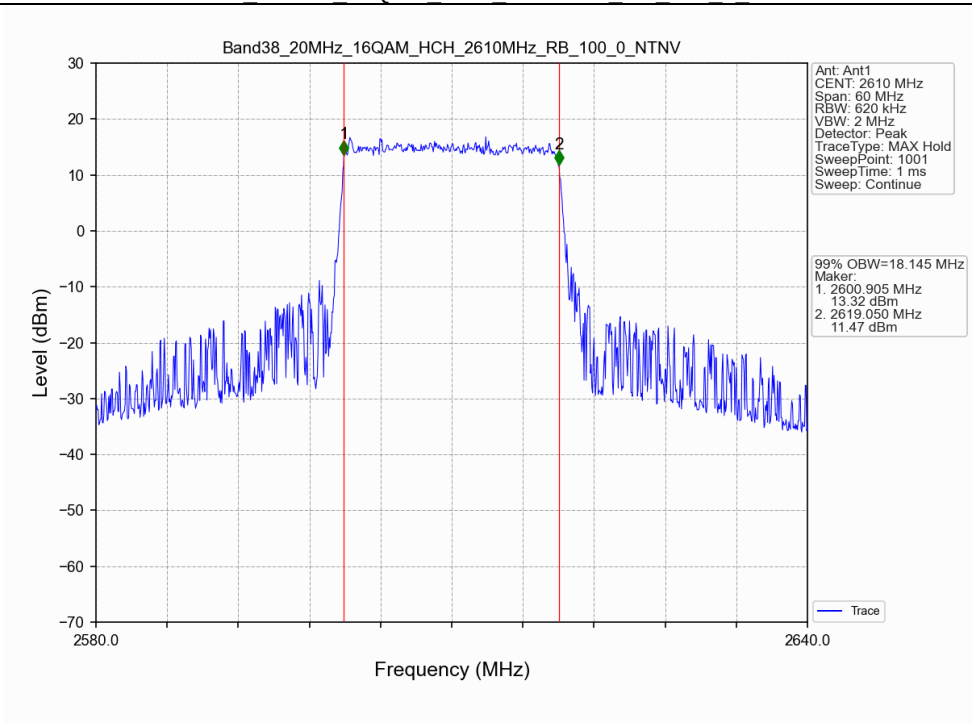

## 3.2 Band38_XDB

### 3.2.1 Test Result

| Band: 38 / NTNV | | | | | | | |
|---|---|---|---|---|---|---|---|
| Bandwidth (MHz) | Modulation | Frequency (MHz) | RB Allocation | | 26dB Bandwidth (MHz) | | Verdict |
| | | | Size | Offset | Result | Limit | |
| 5 | QPSK | 2572.5 | 25 | 0 | 5.746 | / | Pass |
| | | 2595 | 25 | 0 | 5.365 | / | Pass |
| | | 2617.5 | 25 | 0 | 5.056 | / | Pass |
| | 16QAM | 2572.5 | 25 | 0 | 5.374 | / | Pass |
| | | 2595 | 25 | 0 | 5.232 | / | Pass |
| | | 2617.5 | 25 | 0 | 5.447 | / | Pass |
| 10 | QPSK | 2575 | 50 | 0 | 11.195 | / | Pass |
| | | 2595 | 50 | 0 | 10.506 | / | Pass |
| | | 2615 | 50 | 0 | 10.675 | / | Pass |
| | 16QAM | 2575 | 50 | 0 | 10.224 | / | Pass |
| | | 2595 | 50 | 0 | 10.543 | / | Pass |
| | | 2615 | 50 | 0 | 11.454 | / | Pass |
| 15 | QPSK | 2577.5 | 75 | 0 | 16.293 | / | Pass |
| | | 2595 | 75 | 0 | 16.011 | / | Pass |
| | | 2612.5 | 75 | 0 | 14.896 | / | Pass |
| | 16QAM | 2577.5 | 75 | 0 | 16.995 | / | Pass |
| | | 2595 | 75 | 0 | 15.844 | / | Pass |
| | | 2612.5 | 75 | 0 | 18.967 | / | Pass |
| 20 | QPSK | 2580 | 100 | 0 | 19.988 | / | Pass |
| | | 2595 | 100 | 0 | 20.904 | / | Pass |
| | | 2610 | 100 | 0 | 22.793 | / | Pass |
| | 16QAM | 2580 | 100 | 0 | 21.384 | / | Pass |
| | | 2595 | 100 | 0 | 23.276 | / | Pass |
| | | 2610 | 100 | 0 | 21.475 | / | Pass |

## 3.2.2 Test Graph

Band38_5MHz_QPSK_LCH_2572.5MHz_RB_25_0_NTNV

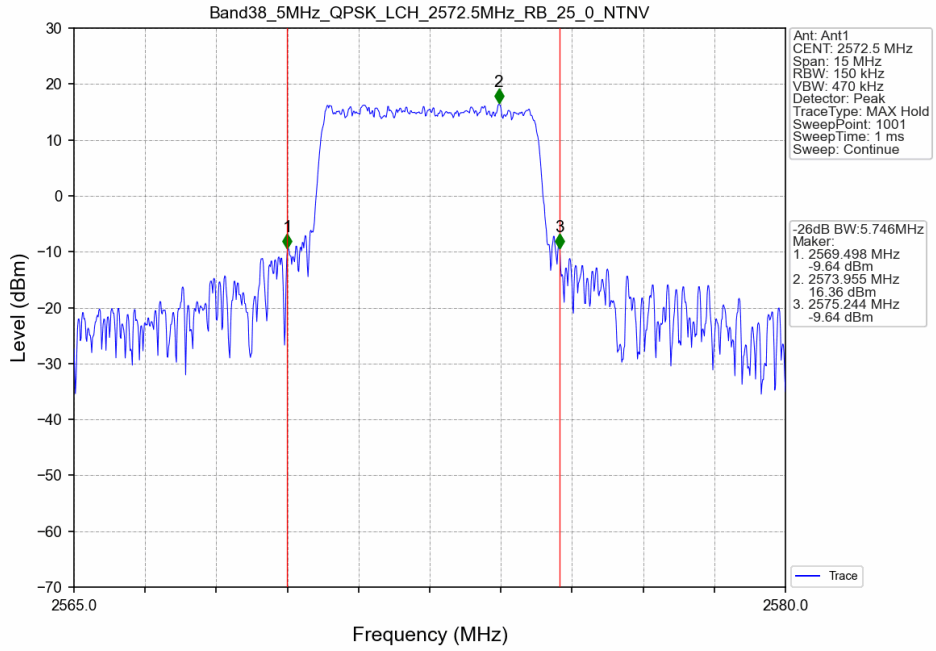


Band38_5MHz_QPSK_MCH_2595MHz_RB_25_0_NTNV

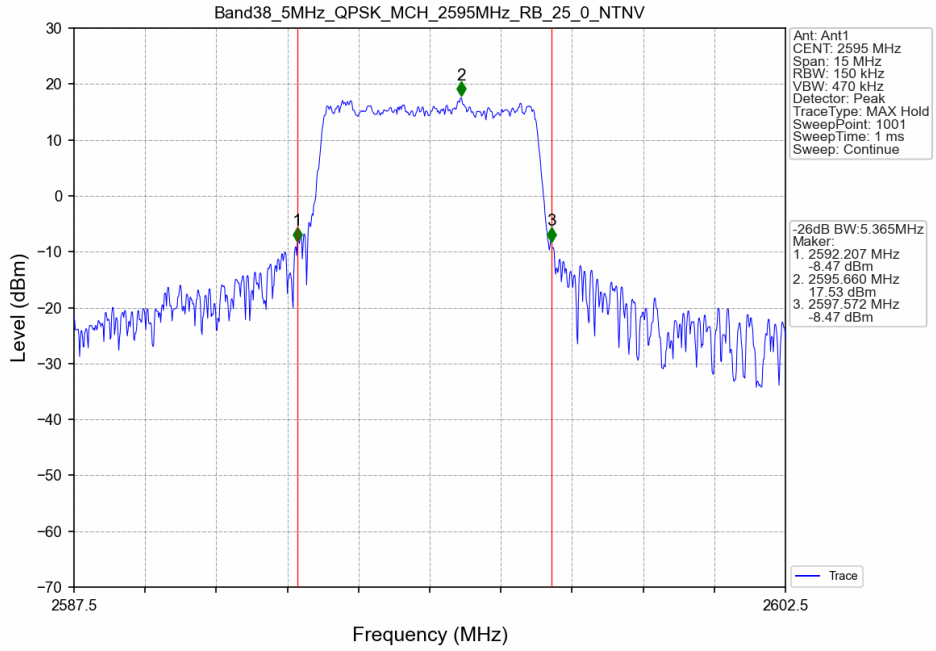

Band38_5MHz_QPSK_HCH_2617.5MHz_RB_25_0_NTNV

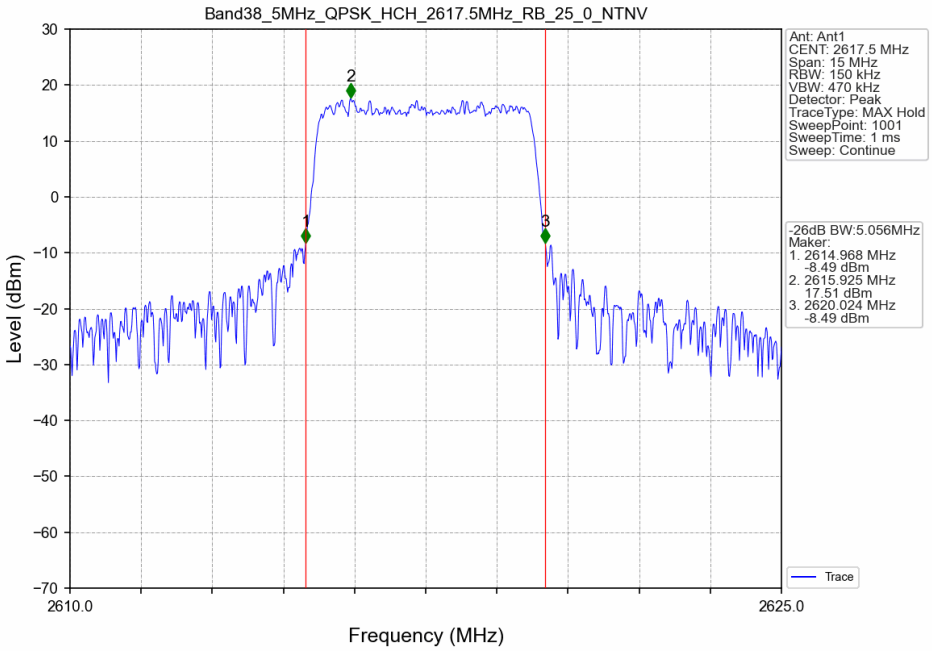


Band38_5MHz_16QAM_LCH_2572.5MHz_RB_25_0_NTNV

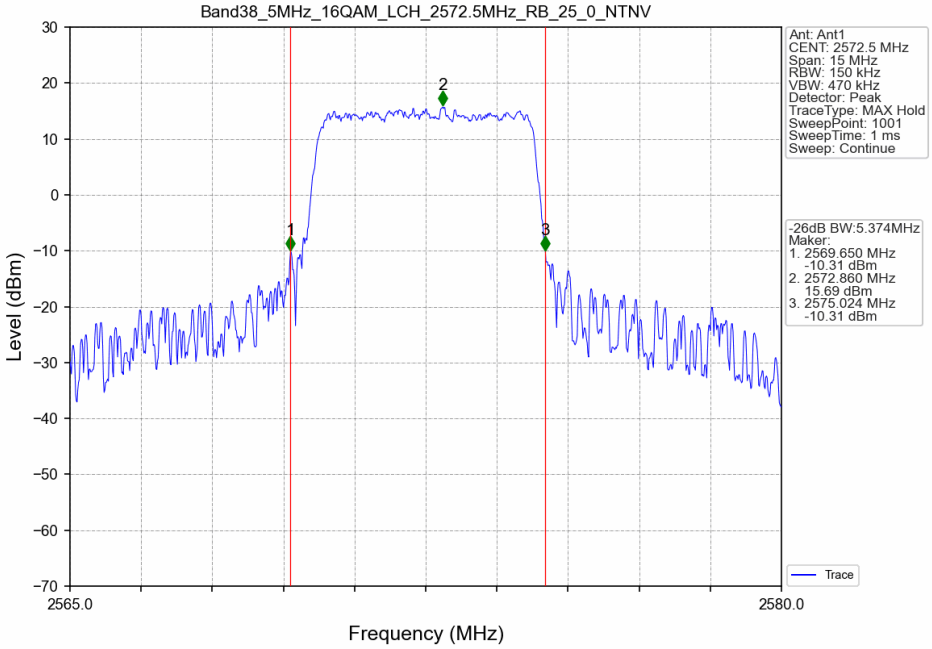

Band38_5MHz_16QAM_MCH_2595MHz_RB_25_0_NTNV

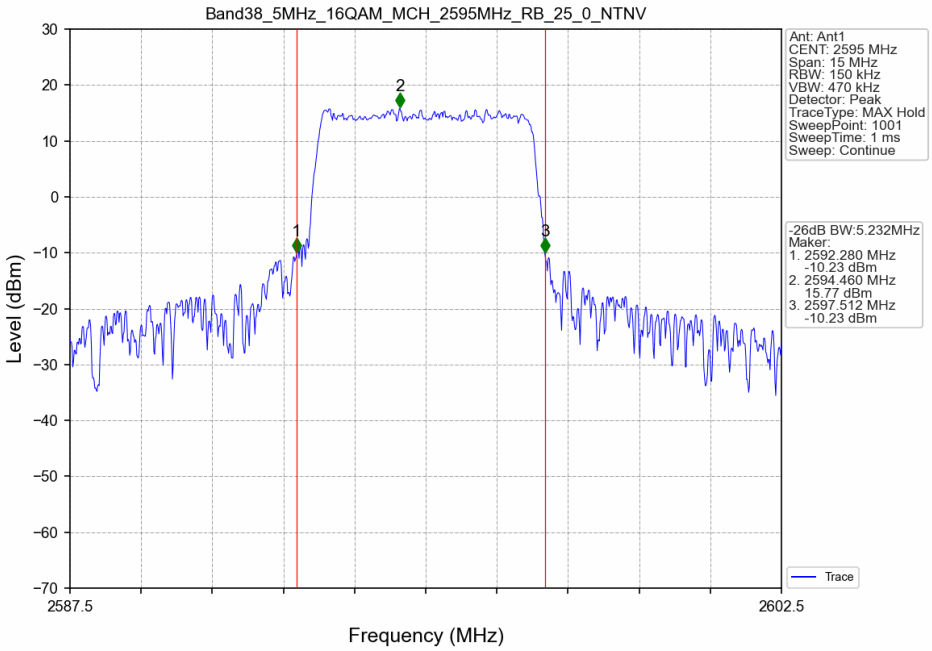


Band38_5MHz_16QAM_HCH_2617.5MHz_RB_25_0_NTNV

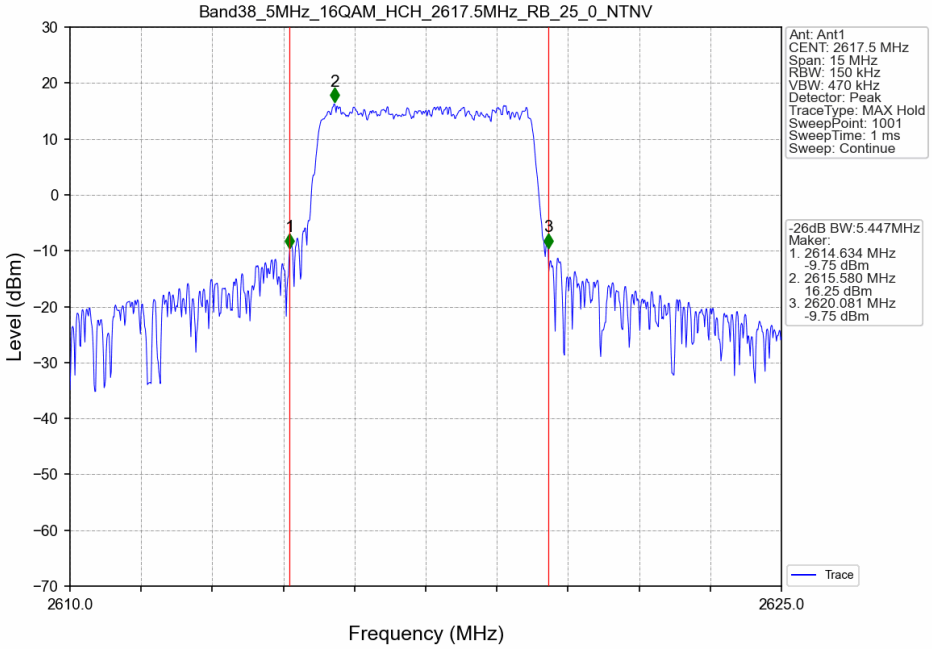

Band38_10MHz_QPSK_LCH_2575MHz_RB_50_0_NTNV

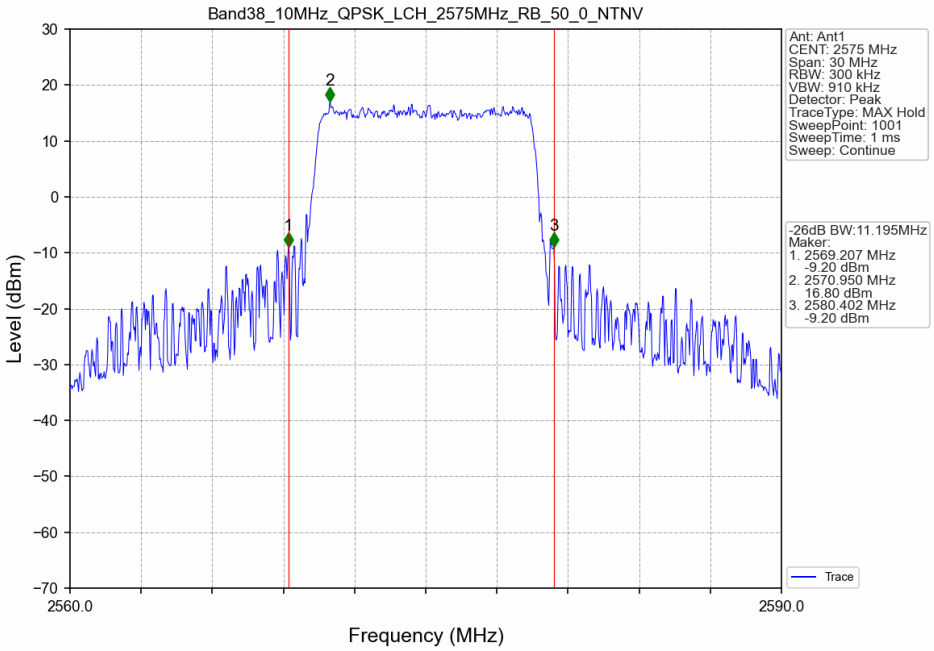


Band38_10MHz_QPSK_MCH_2595MHz_RB_50_0_NTNV

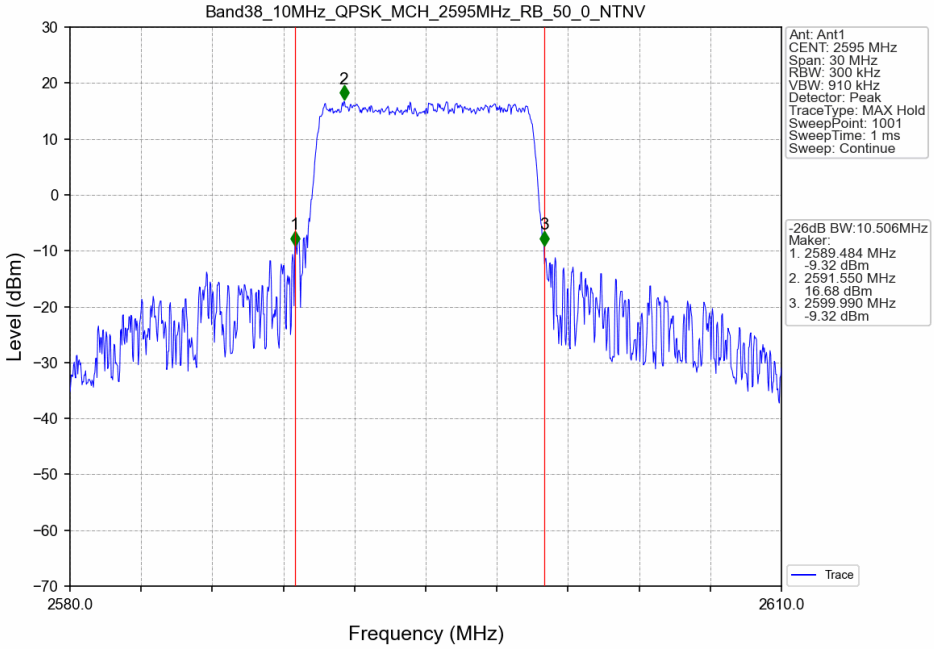

Band38_10MHz_QPSK_HCH_2615MHz_RB_50_0_NTNV

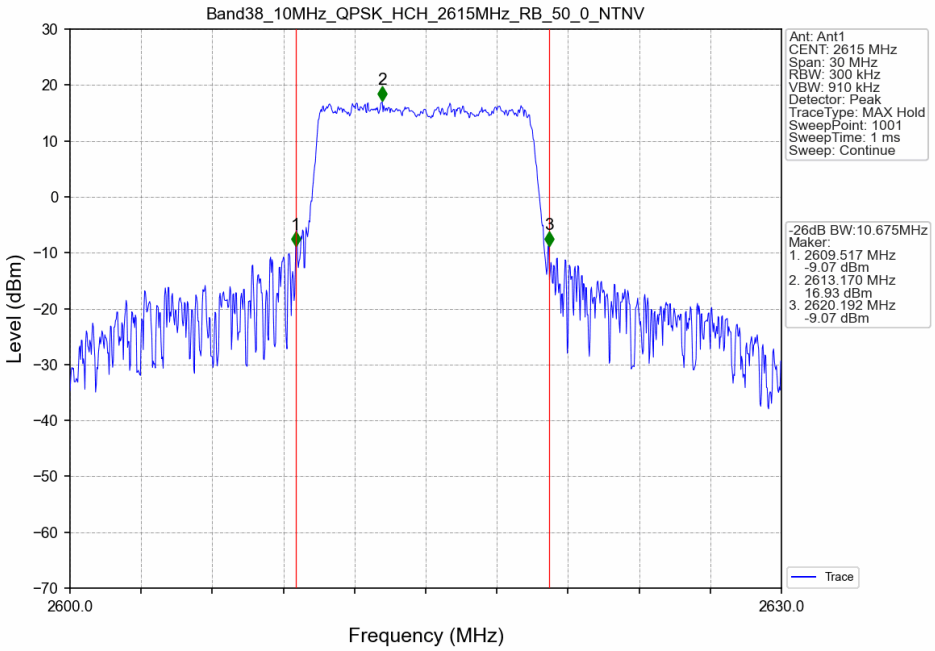


Band38_10MHz_16QAM_LCH_2575MHz_RB_50_0_NTNV

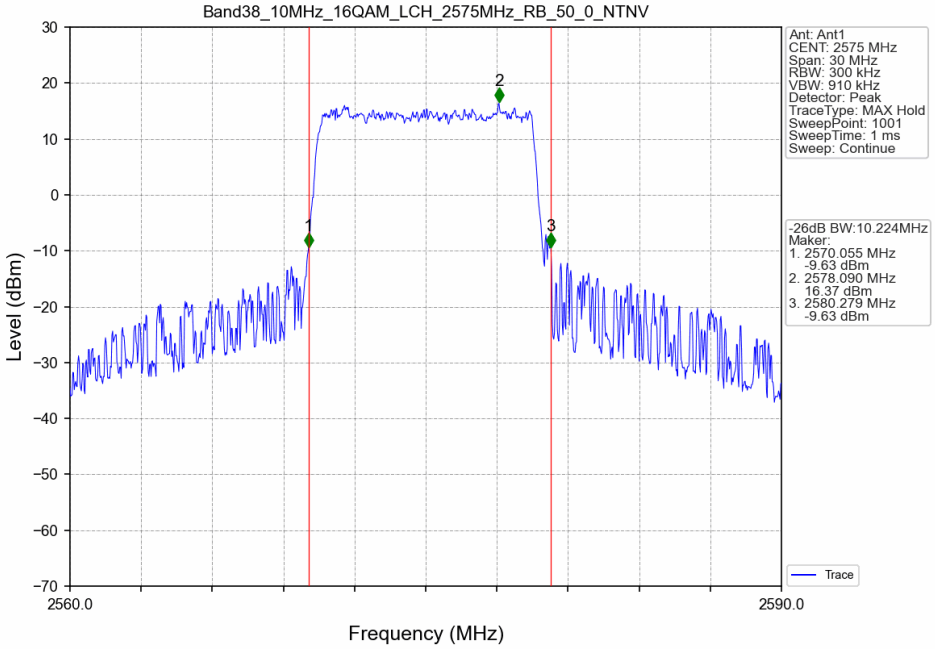

Band38_10MHz_16QAM_MCH_2595MHz_RB_50_0_NTNV

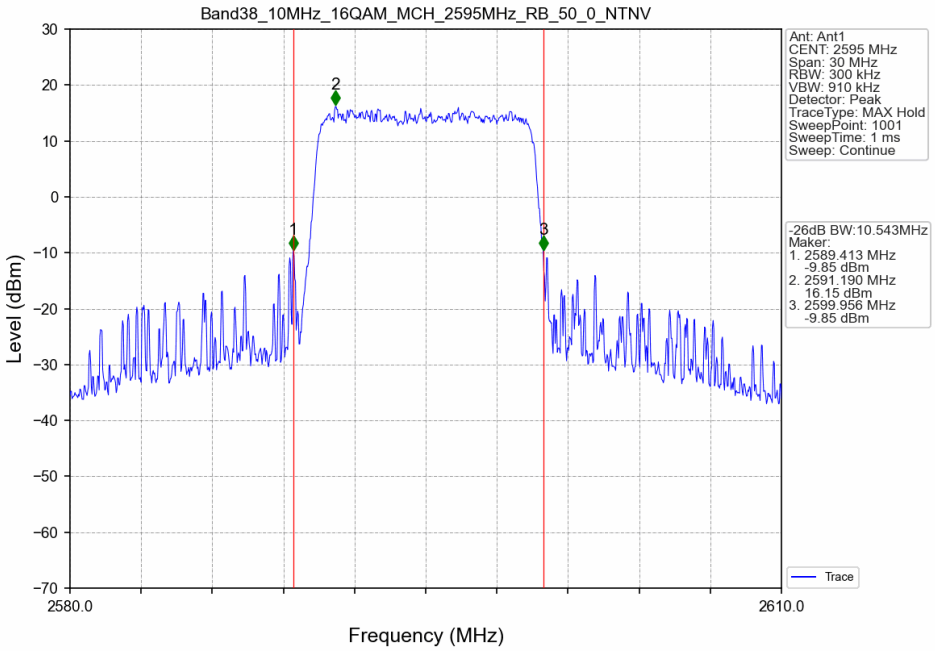


Band38_10MHz_16QAM_HCH_2615MHz_RB_50_0_NTNV

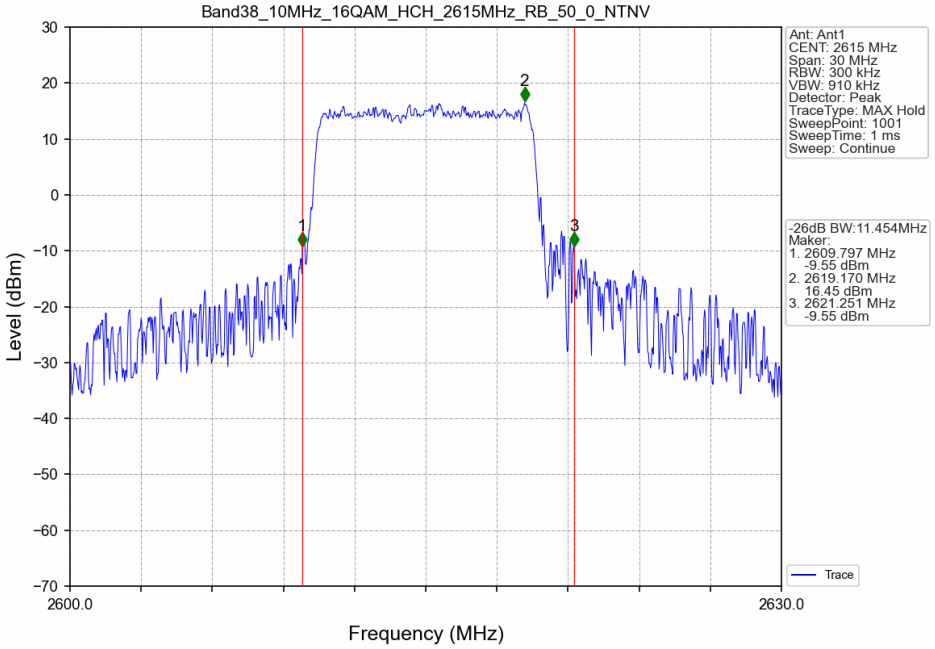

Band38_15MHz_QPSK_LCH_2577.5MHz_RB_75_0_NTNV

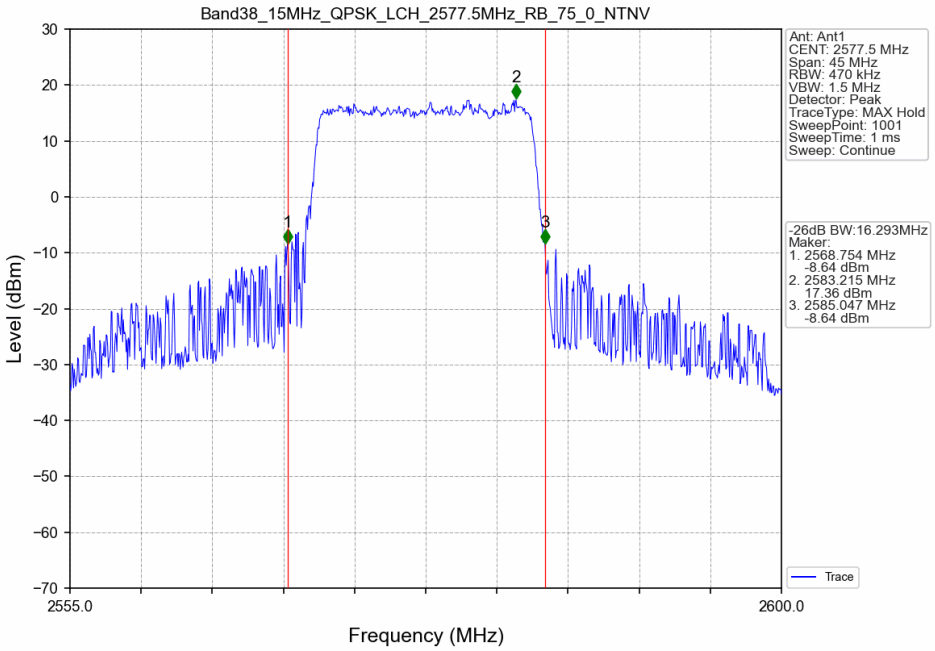


Band38_15MHz_QPSK_MCH_2595MHz_RB_75_0_NTNV

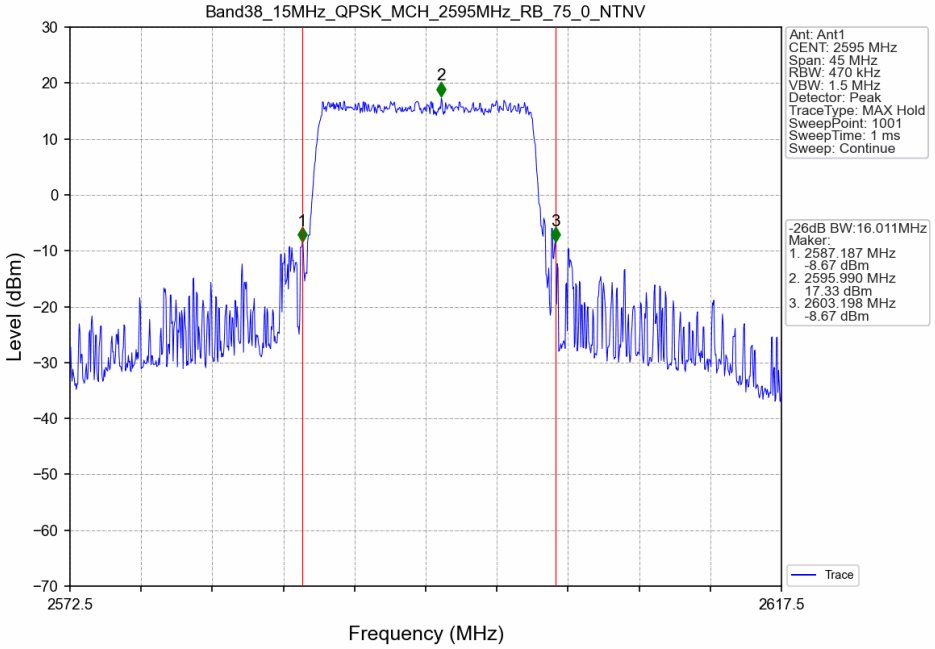

Band38_15MHz_QPSK_HCH_2612.5MHz_RB_75_0_NTNV

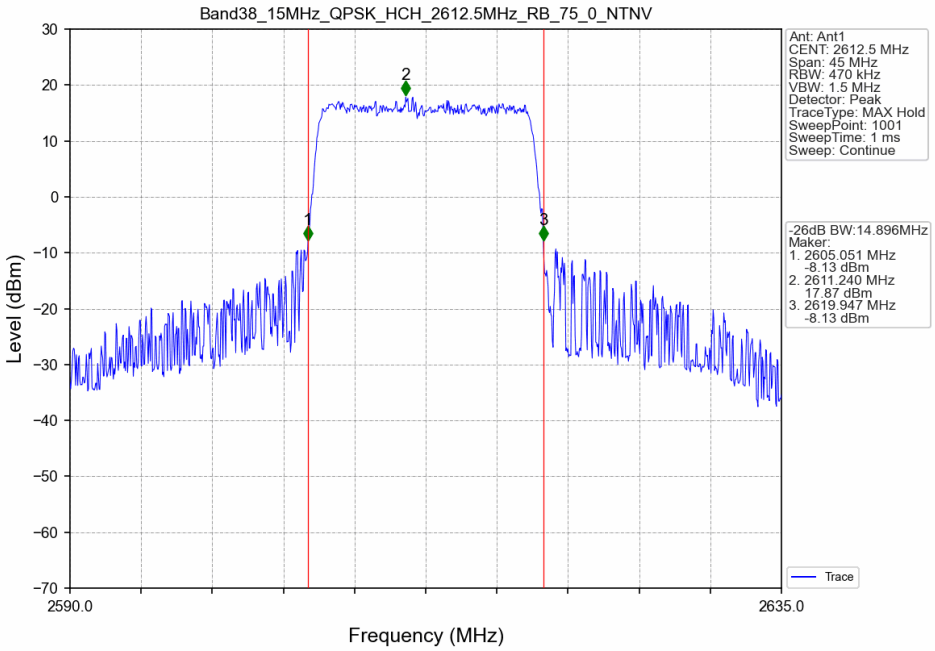


Band38_15MHz_16QAM_LCH_2577.5MHz_RB_75_0_NTNV

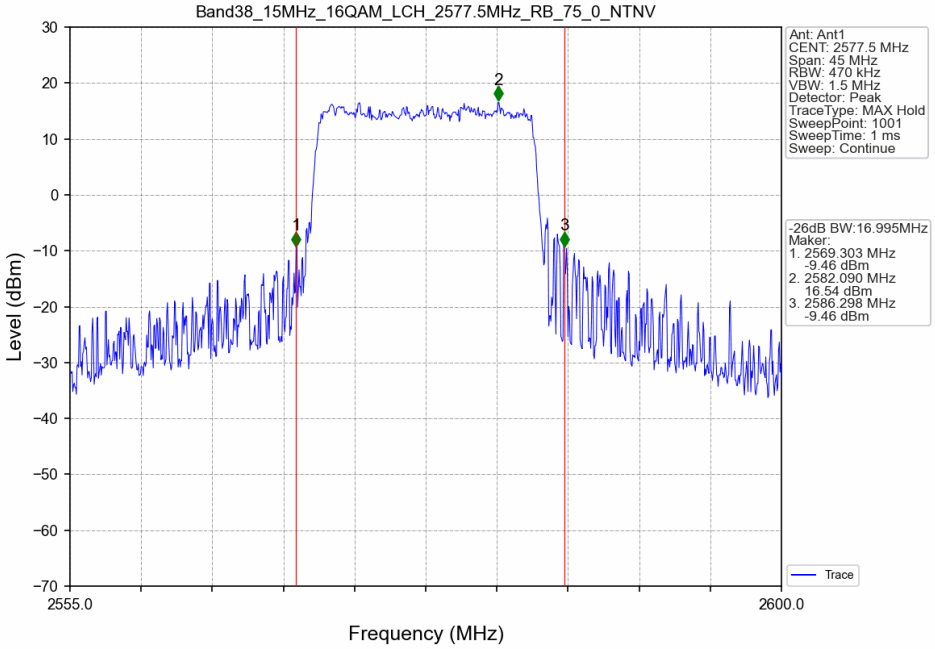

Band38_15MHz_16QAM_MCH_2595MHz_RB_75_0_NTNV

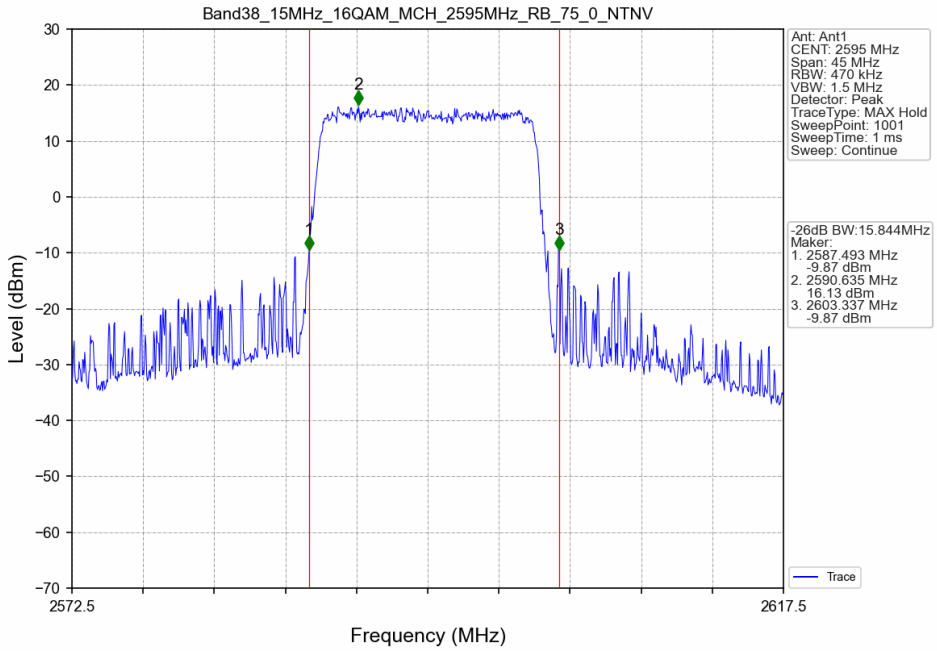


Band38_15MHz_16QAM_HCH_2612.5MHz_RB_75_0_NTNV

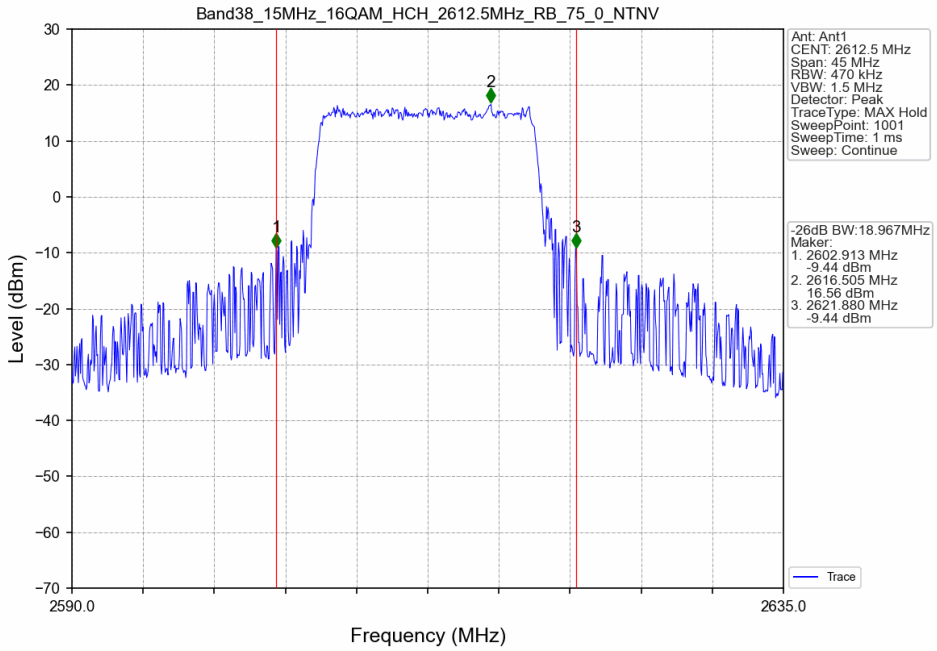

Band38_20MHz_QPSK_LCH_2580MHz_RB_100_0_NTNV

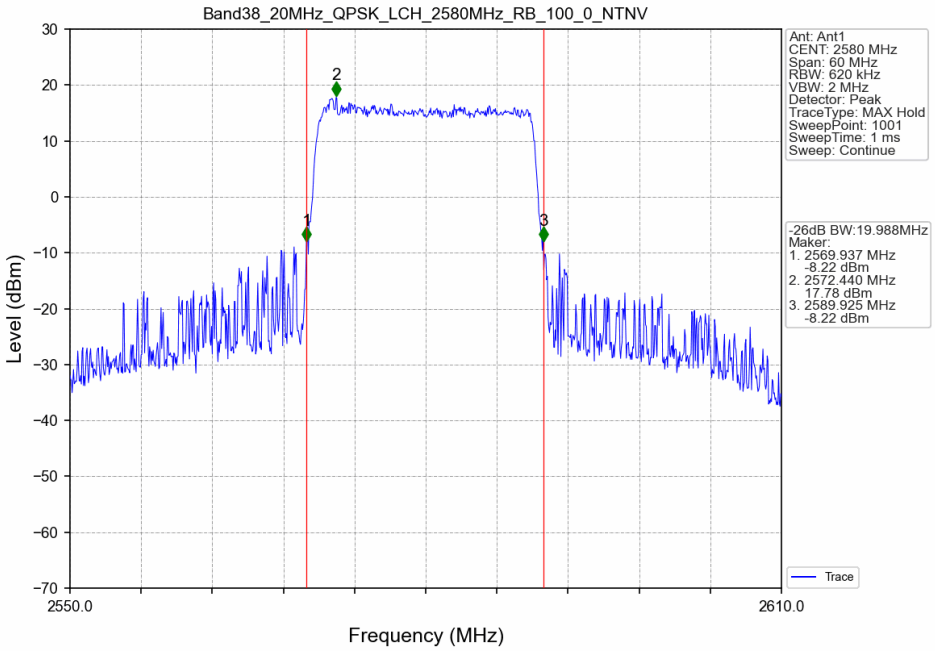


Band38_20MHz_QPSK_MCH_2595MHz_RB_100_0_NTNV

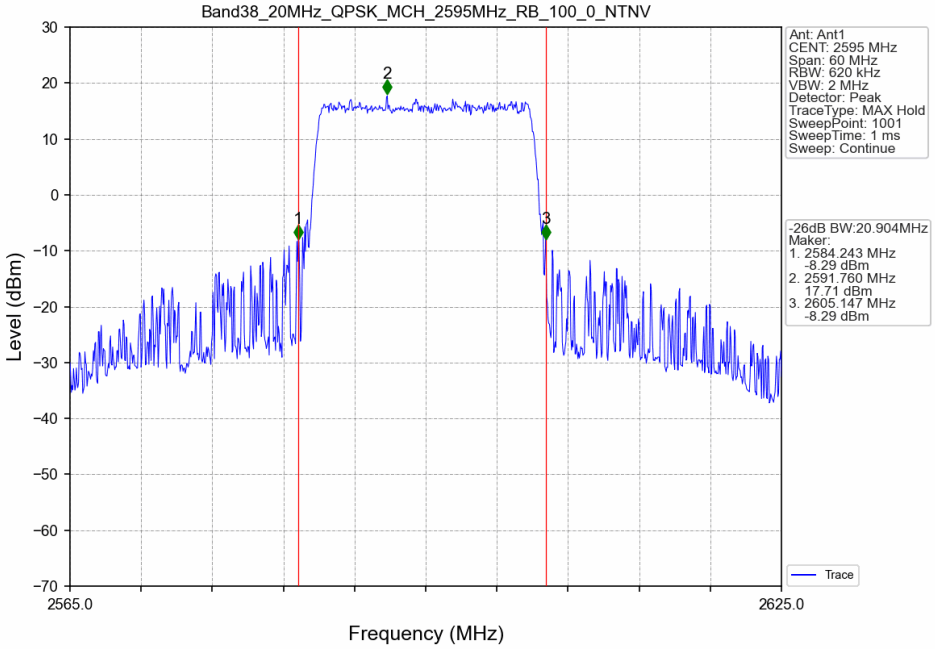

Band38_20MHz_QPSK_HCH_2610MHz_RB_100_0_NTNV

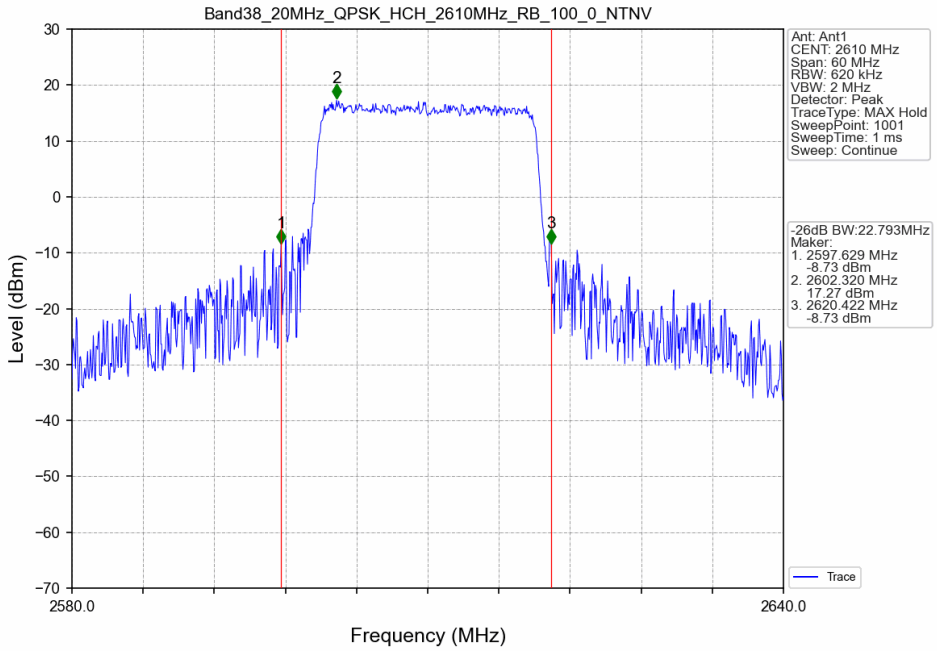


Band38_20MHz_16QAM_LCH_2580MHz_RB_100_0_NTNV

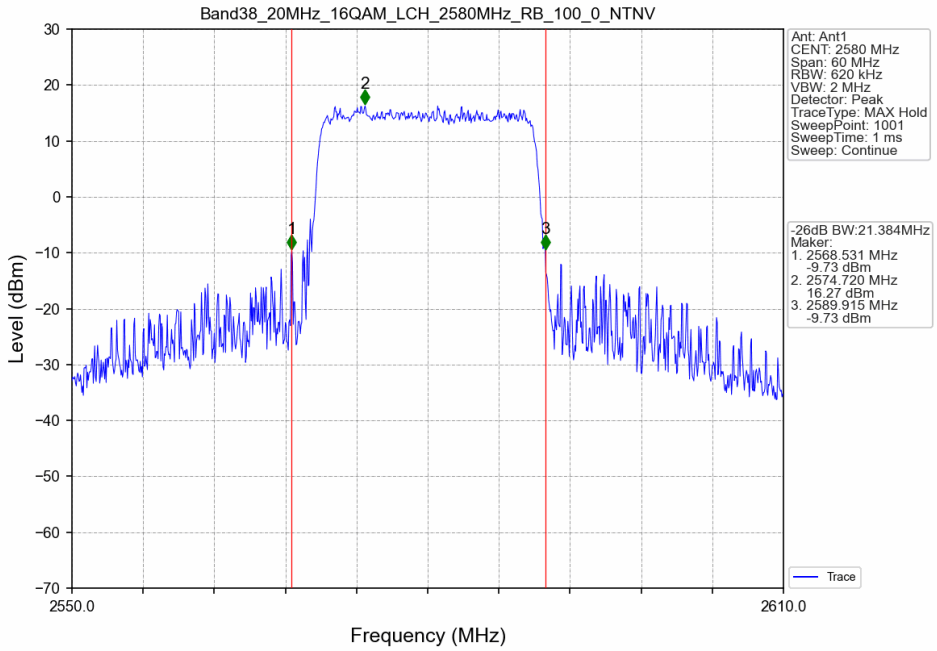

Band38_20MHz_16QAM_MCH_2595MHz_RB_100_0_NTNV

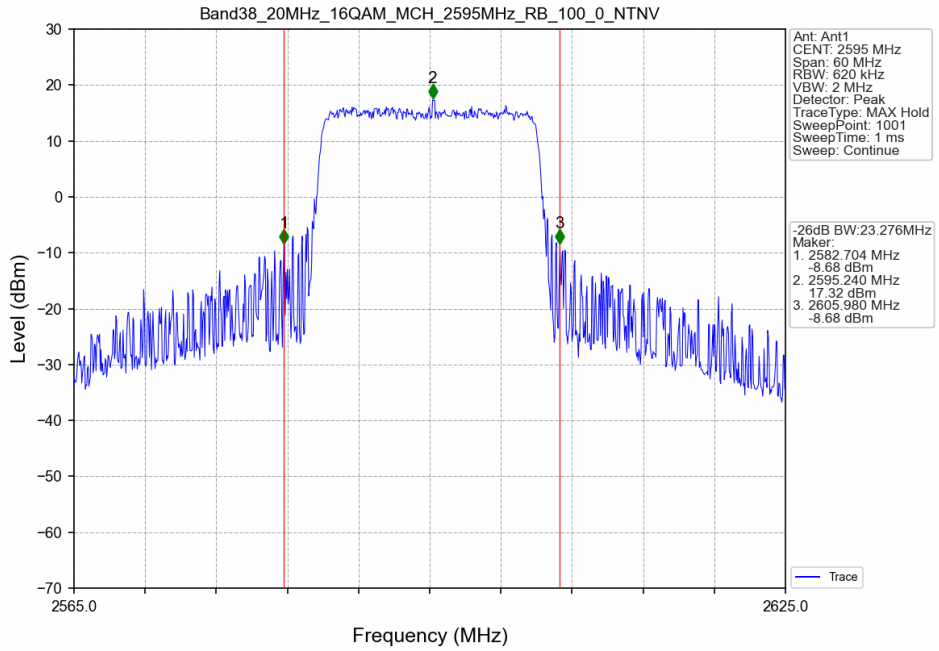


Band38_20MHz_16QAM_HCH_2610MHz_RB_100_0_NTNV

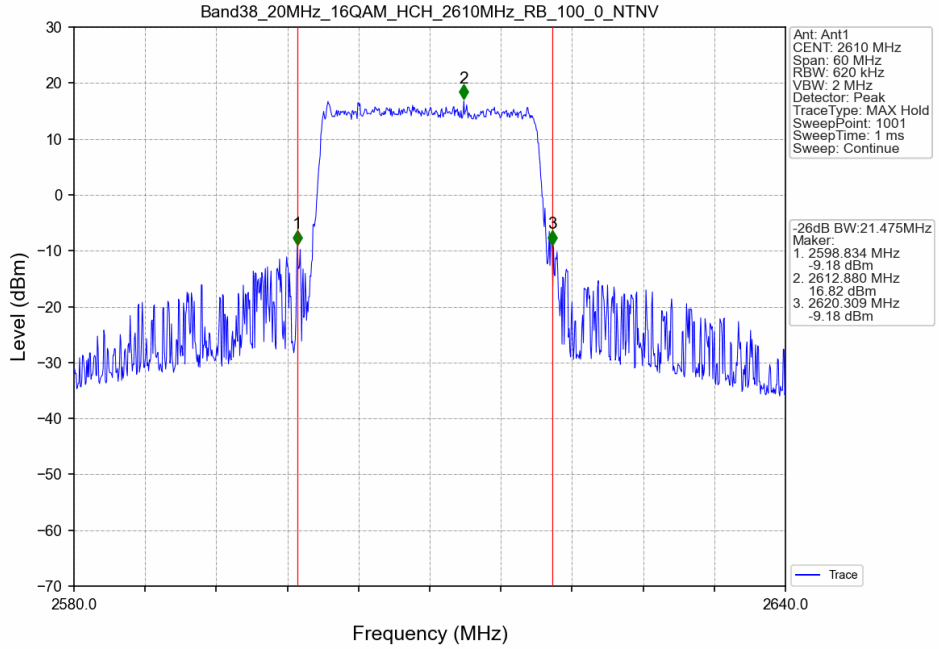

# 4. Peak-Average Ratio

## 4.1 B38_20MHz

### 4.1.1 Test Result

| Band: 38 / Bandwidth: 20MHz / NTNV | | | | | | |
|---|---|---|---|---|---|---|
| Modulation | Frequency (MHz) | RB Allocation | | Peak-Average Ratio (dB) | | Verdict |
| | | Size | Offset | Result | Limit | |
| QPSK | 2580 | 100 | 0 | 7.66 | <=13 | Pass |
| | 2595 | 100 | 0 | 7.62 | <=13 | Pass |
| | 2610 | 100 | 0 | 7.74 | <=13 | Pass |
| 16QAM | 2580 | 100 | 0 | 8.48 | <=13 | Pass |
| | 2595 | 100 | 0 | 8.15 | <=13 | Pass |
| | 2610 | 100 | 0 | 8.23 | <=13 | Pass |

## 4.1.2 Test Graph

Band38_20MHz_QPSK_LCH_2580MHz_RB_100_0_NTNV

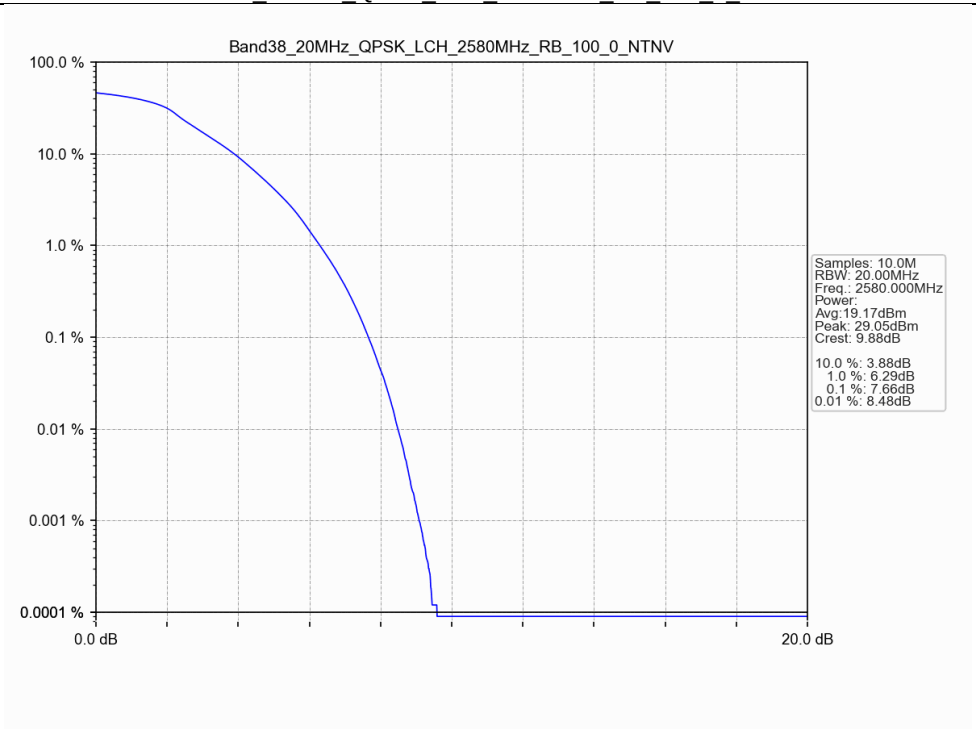


Band38_20MHz_QPSK_MCH_2595MHz_RB_100_0_NTNV

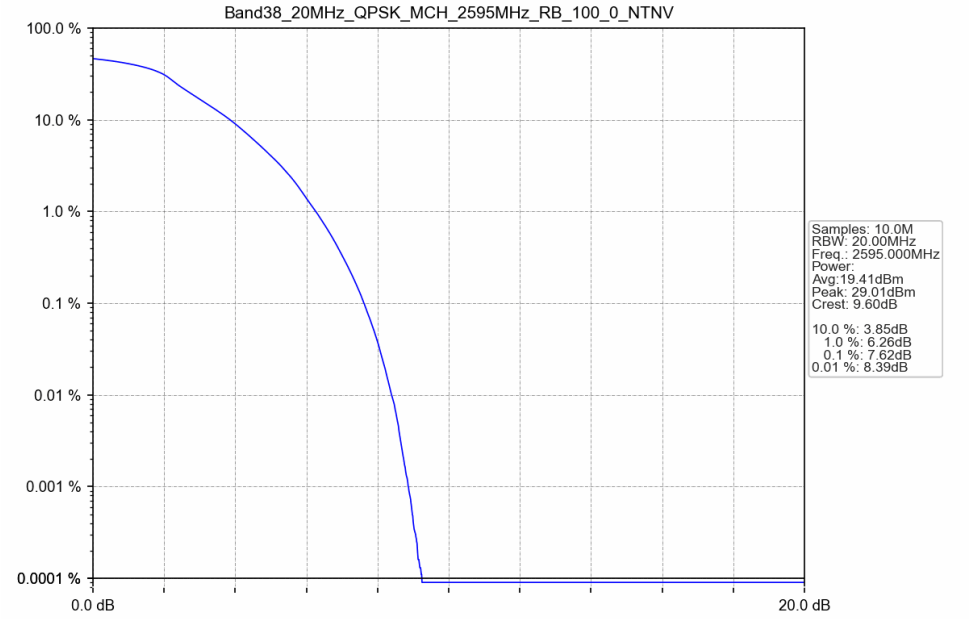

Band38_20MHz_QPSK_HCH_2610MHz_RB_100_0_NTNV

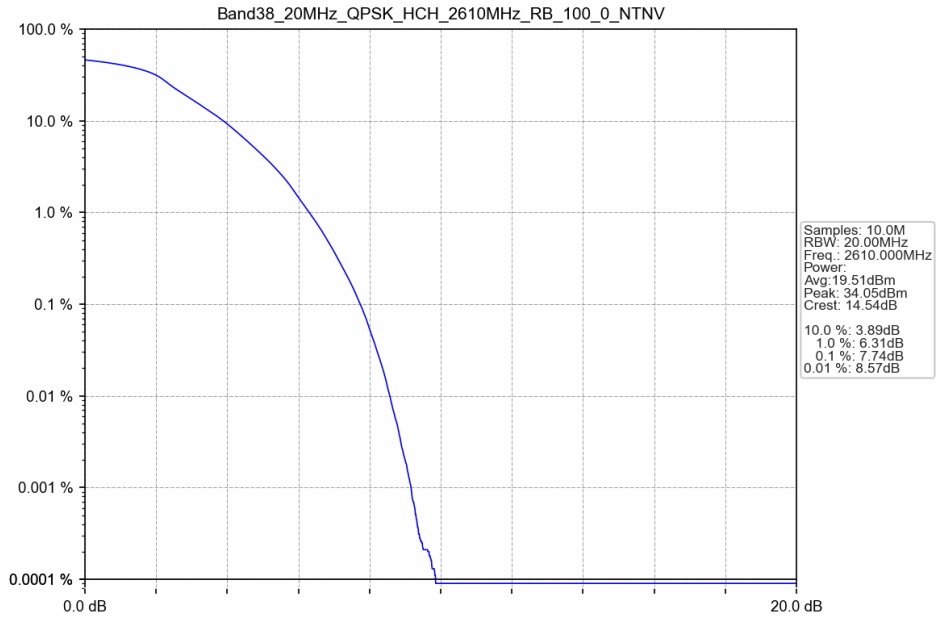


Band38_20MHz_16QAM_LCH_2580MHz_RB_100_0_NTNV

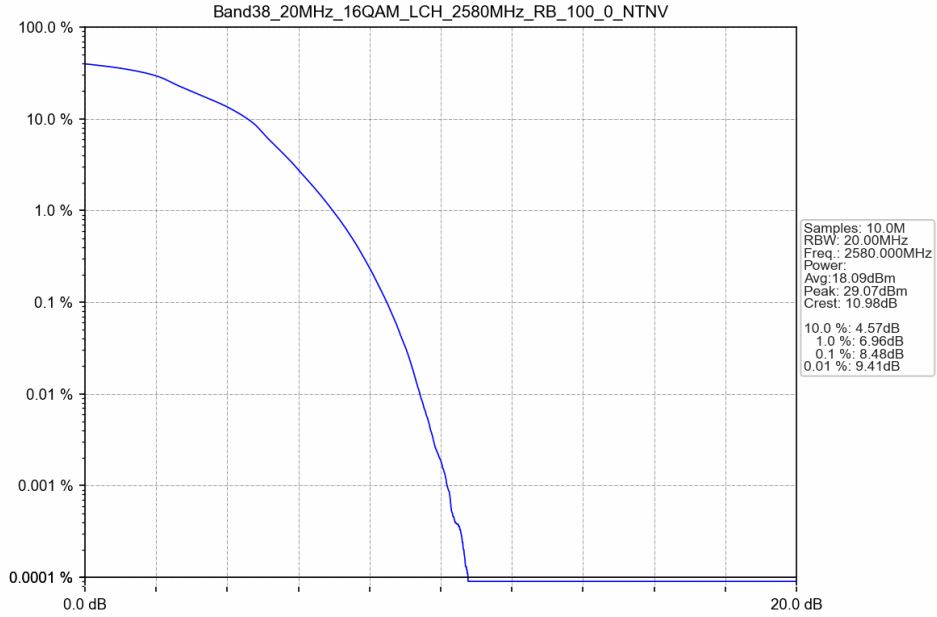

Band38_20MHz_16QAM_MCH_2595MHz_RB_100_0_NTNV

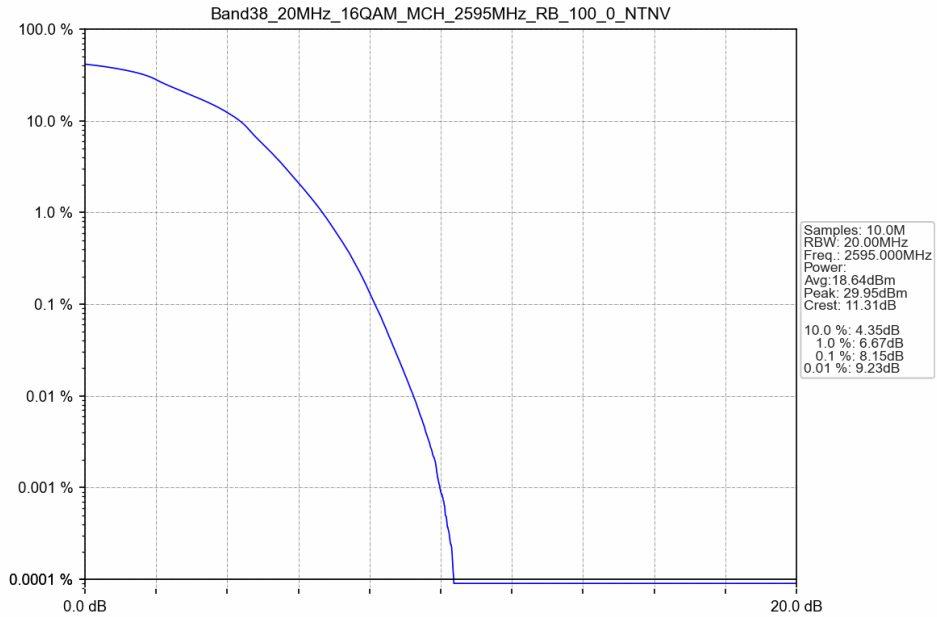


Band38_20MHz_16QAM_HCH_2610MHz_RB_100_0_NTNV

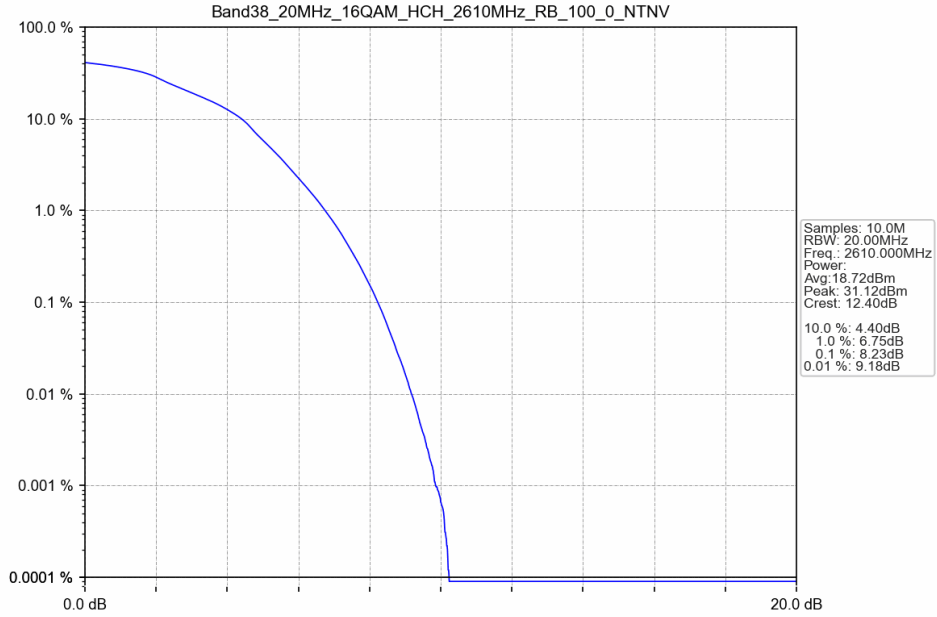

# 5. Spurious Emission

## 5.1 B38_5MHz

### 5.1.1 Test Result

| Band: 38 / Bandwidth: 5MHz / NTNV | | | | | | |
|---|---|---|---|---|---|---|
| Modulation | Frequency (MHz) | RB Allocation | | Spurious Emission | | Verdict |
| | | Size | Offset | Result | Limit | |
| QPSK | 2572.5 | 1 | 0 | Refer To Test Graph | | Pass |
| | | 25 | 0 | Refer To Test Graph | | Pass |
| | 2595 | 1 | 0 | Refer To Test Graph | | Pass |
| | 2617.5 | 1 | 0 | Refer To Test Graph | | Pass |
| | | | 24 | Refer To Test Graph | | Pass |
| | | 25 | 0 | Refer To Test Graph | | Pass |

## 5.1.2 Test Graph

Band38_5MHz_QPSK_LCH_2572.5MHz_RB_1_0_NTNV

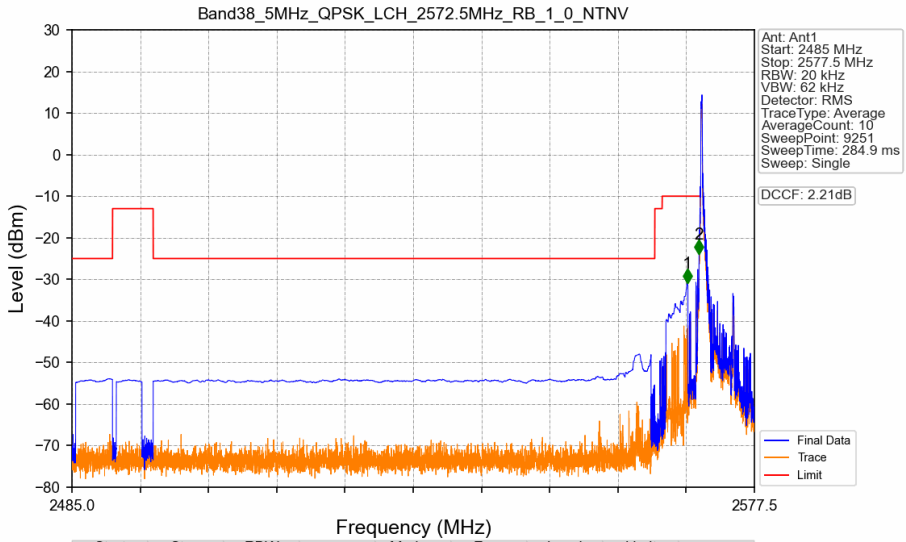


| Start (MHz) | Stop (MHz) | RBW (MHz) | Method | Marker No. | Freq (MHz) | Level (dBm) | Limit (dBm) | Result |
|---|---|---|---|---|---|---|---|---|
| 2485 | 2569 | 1 | CHP | 1 | 2568.420 | -30.93 | -10 | Pass |
| 2569 | 2570 | 0.02 | / | 2 | 2570.000 | -23.90 | -10 | Pass |
| 2570 | 2577.5 | 0.02 | / | / | / | / | / | / |

Band38_5MHz_QPSK_LCH_2572.5MHz_RB_1_0_NTNV

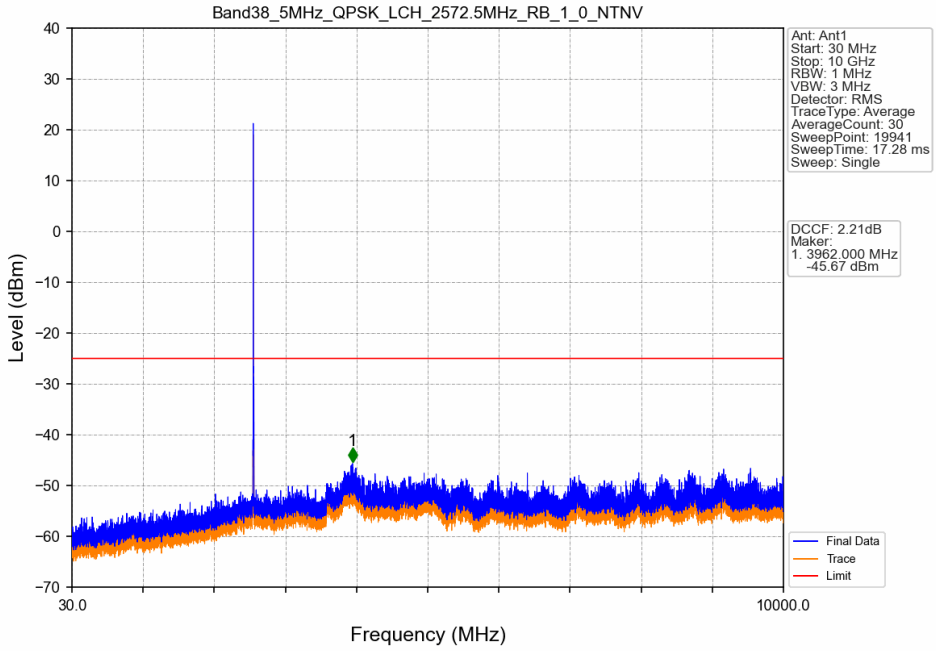

Band38_5MHz_QPSK_LCH_2572.5MHz_RB_1_0_NTNV

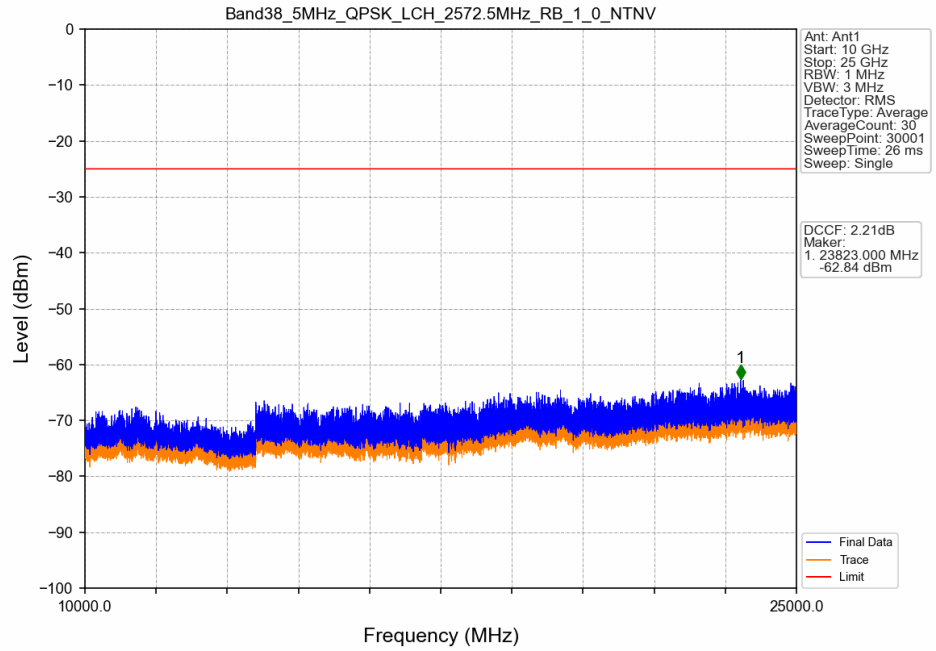


Band38_5MHz_QPSK_LCH_2572.5MHz_RB_1_0_NTNV

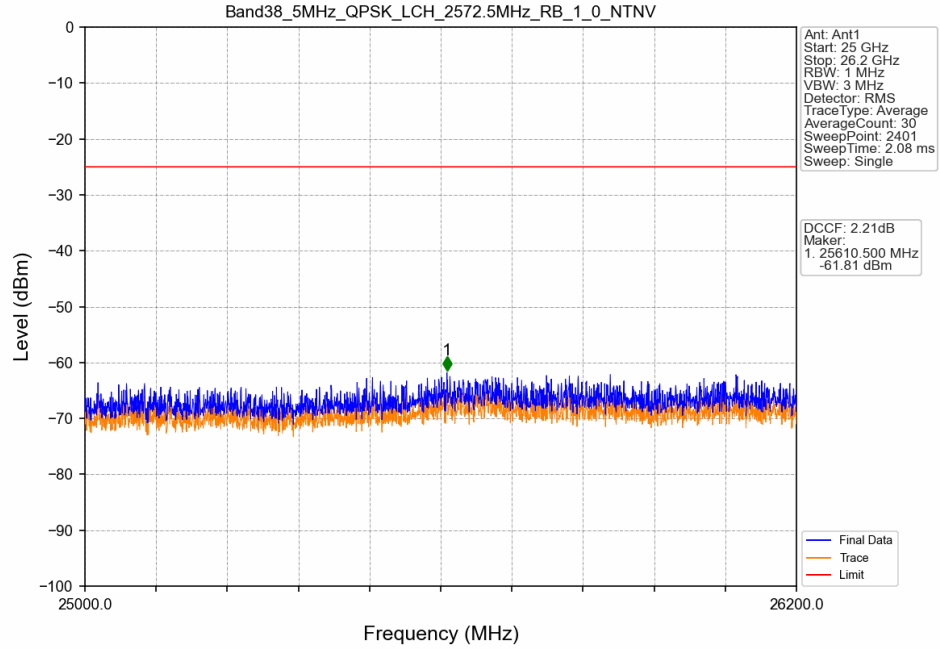

## Band38_5MHz_QPSK_LCH_2572.5MHz_RB_25_0_NTNV

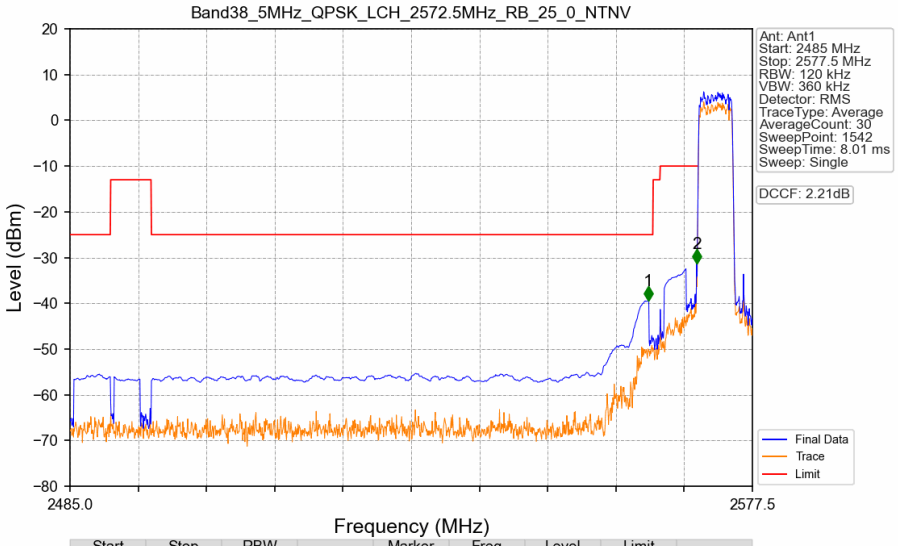


| Start (MHz) | Stop (MHz) | RBW (MHz) | Method | Marker No. | Freq (MHz) | Level (dBm) | Limit (dBm) | Result |
|---|---|---|---|---|---|---|---|---|
| 2485 | 2569 | 1 | CHP | 1 | 2563.394 | -39.44 | -25 | Pass |
| 2569 | 2570 | 0.12 | / | 2 | 2569.937 | -31.34 | -10 | Pass |
| 2570 | 2577.5 | 0.12 | / | / | / | / | / | / |

## Band38_5MHz_QPSK_MCH_2595MHz_RB_1_0_NTNV

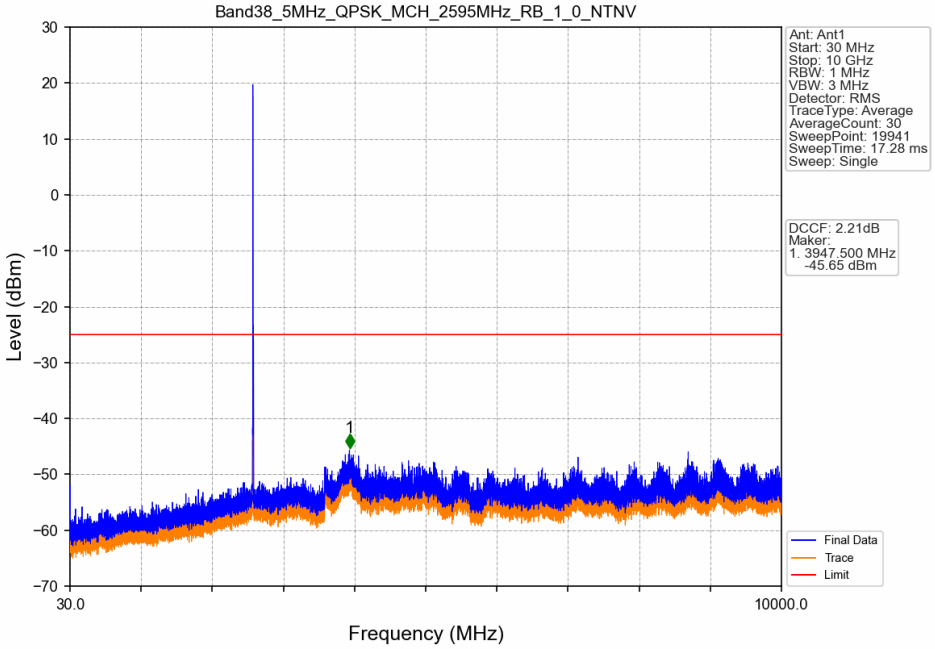

Band38_5MHz_QPSK_MCH_2595MHz_RB_1_0_NTNV

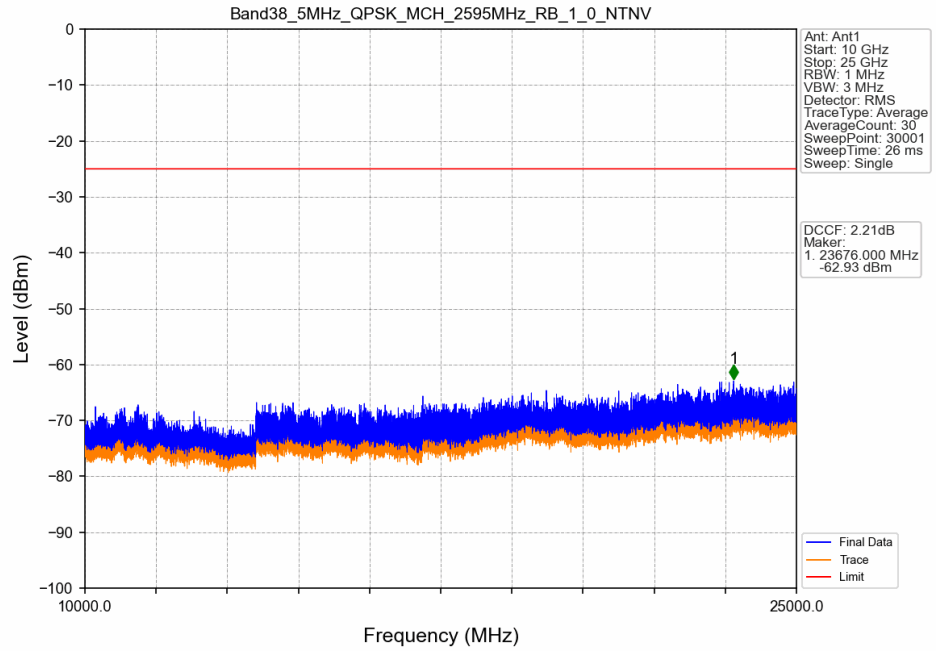


Band38_5MHz_QPSK_MCH_2595MHz_RB_1_0_NTNV

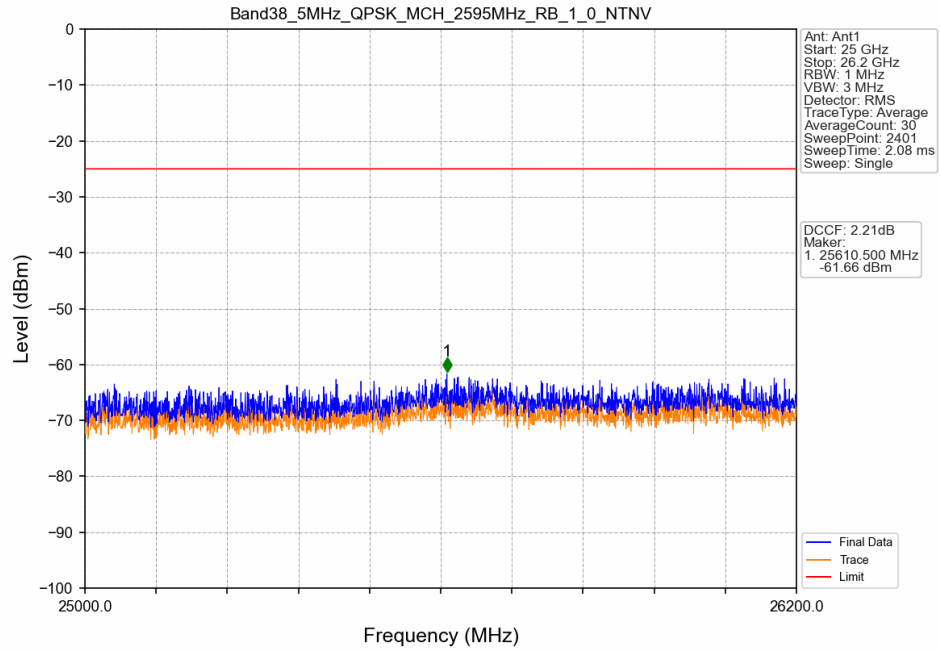

Band38_5MHz_QPSK_HCH_2617.5MHz_RB_1_0_NTNV

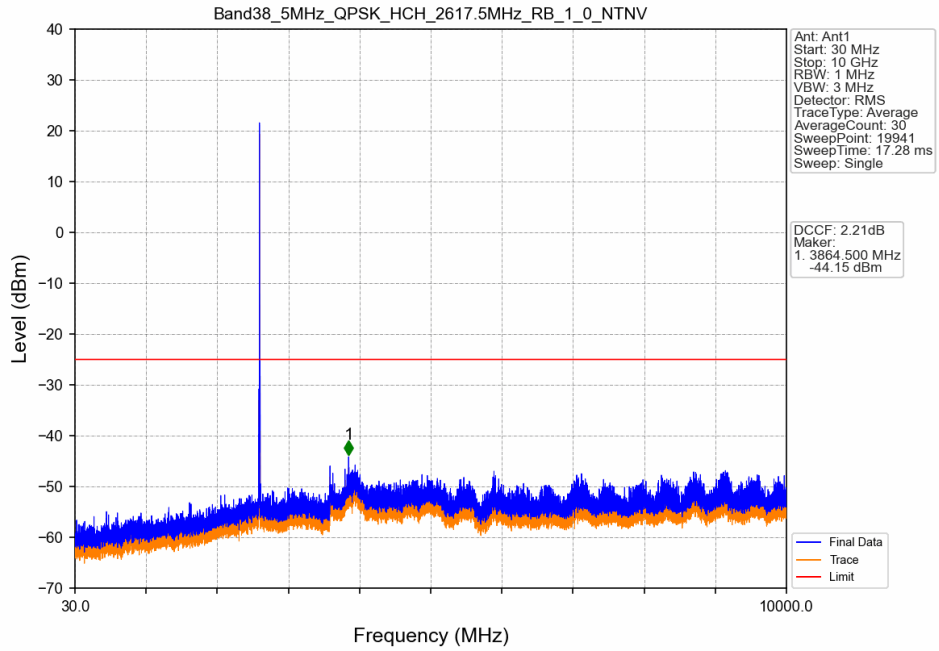


Band38_5MHz_QPSK_HCH_2617.5MHz_RB_1_0_NTNV

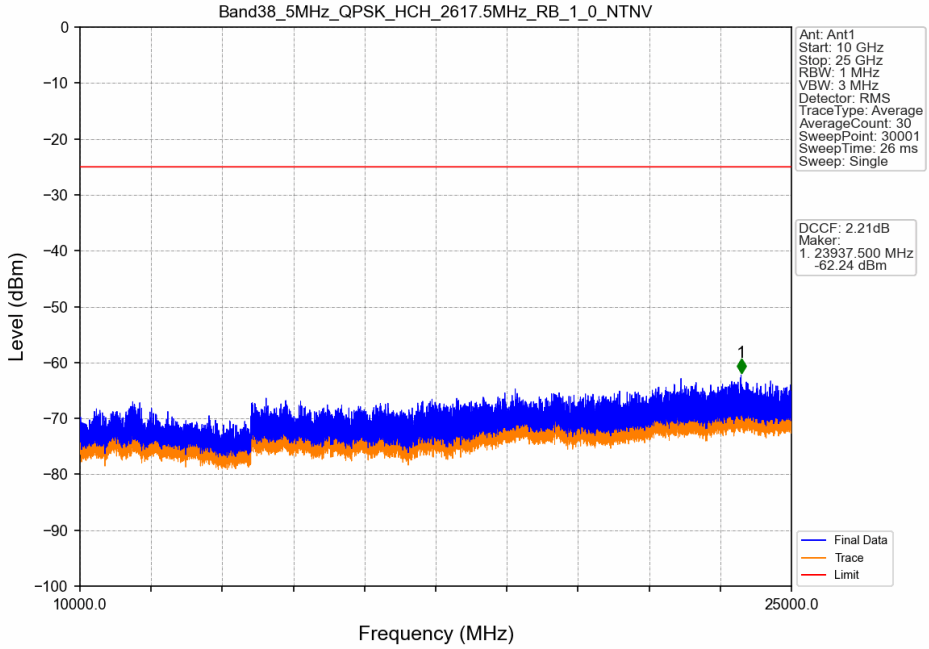

## Band38_5MHz_QPSK_HCH_2617.5MHz_RB_1_0_NTNV

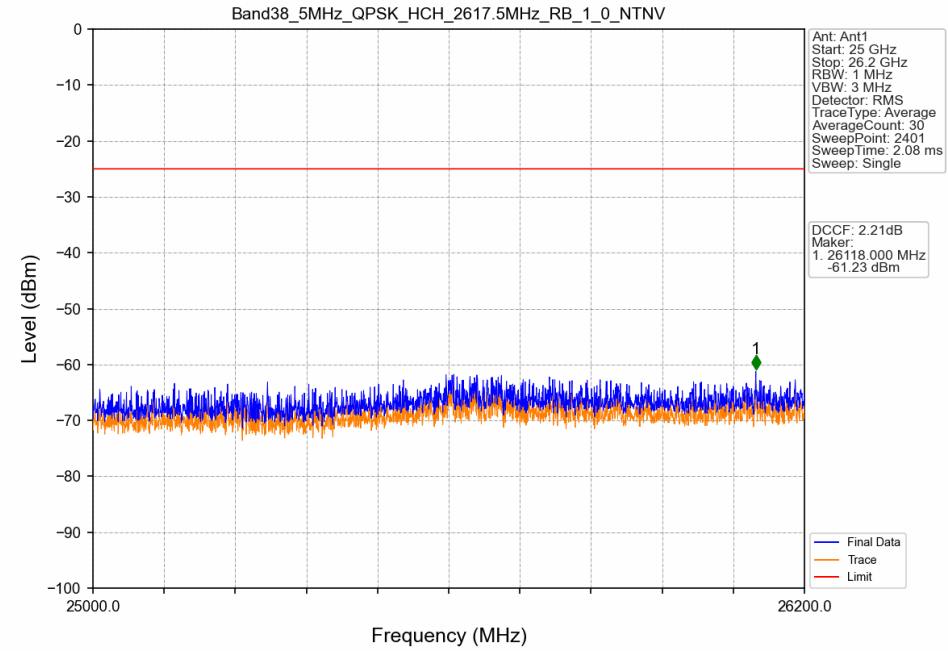


## Band38_5MHz_QPSK_HCH_2617.5MHz_RB_1_24_NTNV

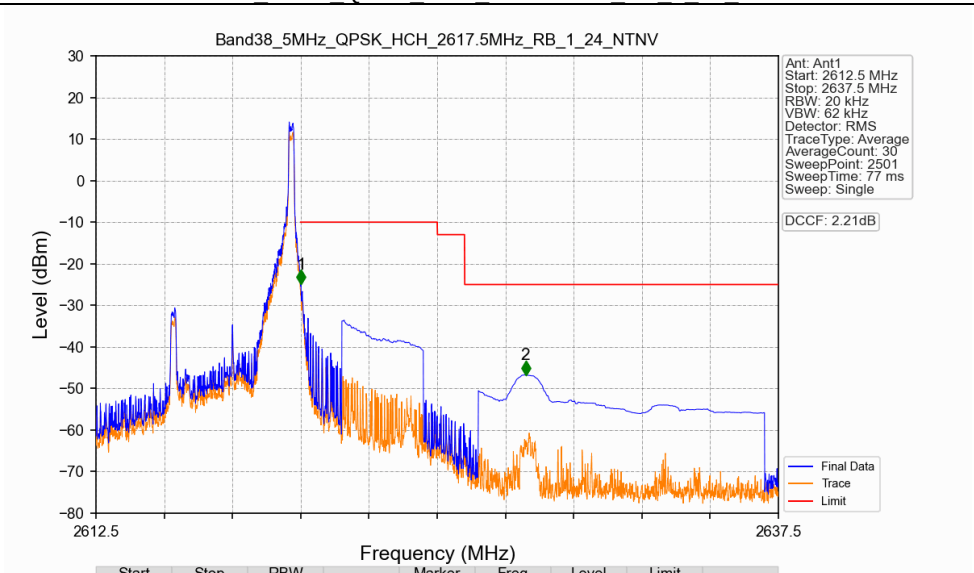


| Start (MHz) | Stop (MHz) | RBW (MHz) | Method | Marker No. | Freq (MHz) | Level (dBm) | Limit (dBm) | Result |
|---|---|---|---|---|---|---|---|---|
| 2612.5 | 2620 | 0.02 | / | / | / | / | / | / |
| 2620 | 2621 | 0.02 | / | 1 | 2620.010 | -24.94 | -10 | Pass |
| 2621 | 2637.5 | 1 | CHP | 2 | 2628.240 | -46.73 | -25 | Pass |

## Band38_5MHz_QPSK_HCH_2617.5MHz_RB_25_0_NTNV

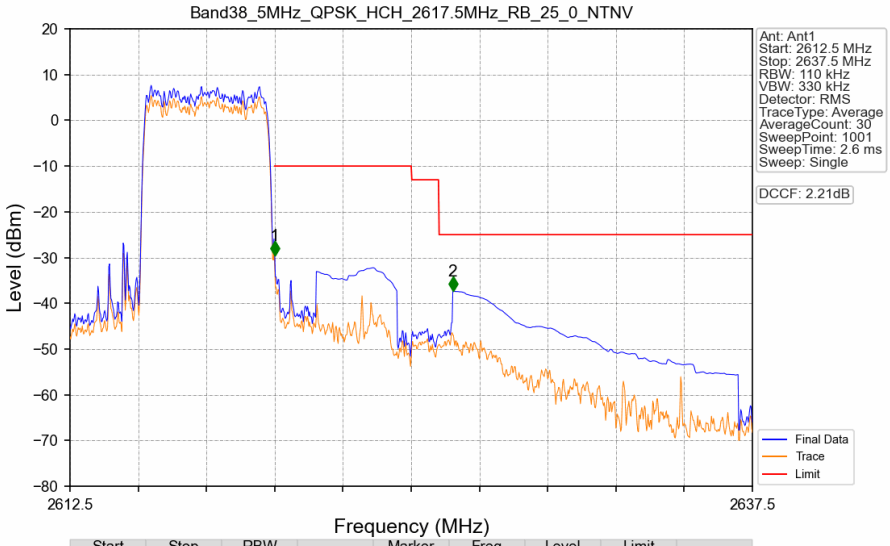


| Start (MHz) | Stop (MHz) | RBW (MHz) | Method | Marker No. | Freq (MHz) | Level (dBm) | Limit (dBm) | Result |
|---|---|---|---|---|---|---|---|---|
| 2612.5 | 2620 | 0.11 | / | / | / | / | / | / |
| 2620 | 2621 | 0.11 | / | 1 | 2620.000 | -29.57 | -10 | Pass |
| 2621 | 2637.5 | 1 | CHP | 2 | 2626.525 | -37.39 | -25 | Pass |

## 5.2 B38_10MHz

### 5.2.1 Test Result

| Band: 38 / Bandwidth: 10MHz / NTNV | | | | | | |
|---|---|---|---|---|---|---|
| Modulation | Frequency (MHz) | RB Allocation | | Spurious Emission | | Verdict |
| | | Size | Offset | Result | Limit | |
| QPSK | 2575 | 1 | 0 | Refer To Test Graph | | Pass |
| | | 50 | 0 | Refer To Test Graph | | Pass |
| | 2595 | 1 | 0 | Refer To Test Graph | | Pass |
| | 2615 | 1 | 0 | Refer To Test Graph | | Pass |
| | | | 49 | Refer To Test Graph | | Pass |
| | | 50 | 0 | Refer To Test Graph | | Pass |

## 5.2.2 Test Graph

Band38_10MHz_QPSK_LCH_2575MHz_RB_1_0_NTNV

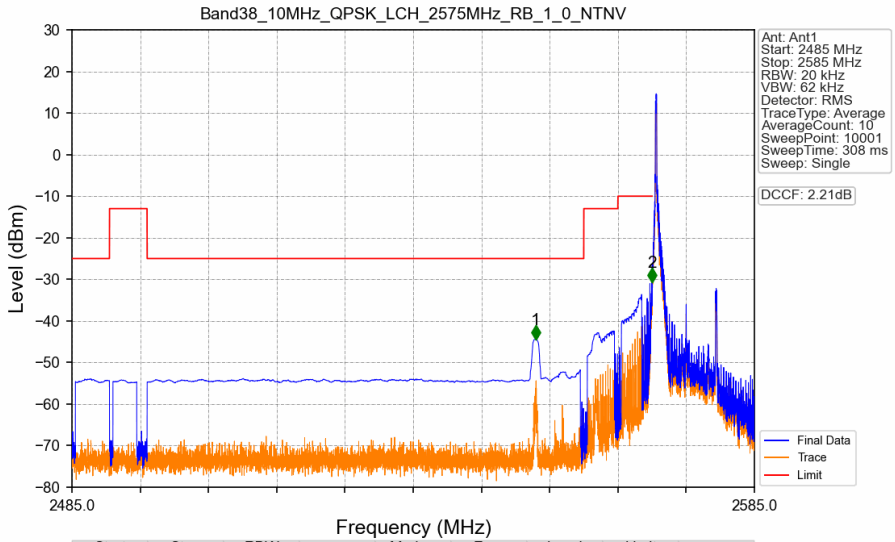


| Start (MHz) | Stop (MHz) | RBW (MHz) | Method | Marker No. | Freq (MHz) | Level (dBm) | Limit (dBm) | Result |
|---|---|---|---|---|---|---|---|---|
| 2485 | 2569 | 1 | CHP | 1 | 2552.910 | -44.46 | -25 | Pass |
| 2569 | 2570 | 0.02 | / | 2 | 2570.000 | -30.77 | -10 | Pass |
| 2570 | 2585 | 0.02 | / | / | / | / | / | / |

Band38_10MHz_QPSK_LCH_2575MHz_RB_1_0_NTNV

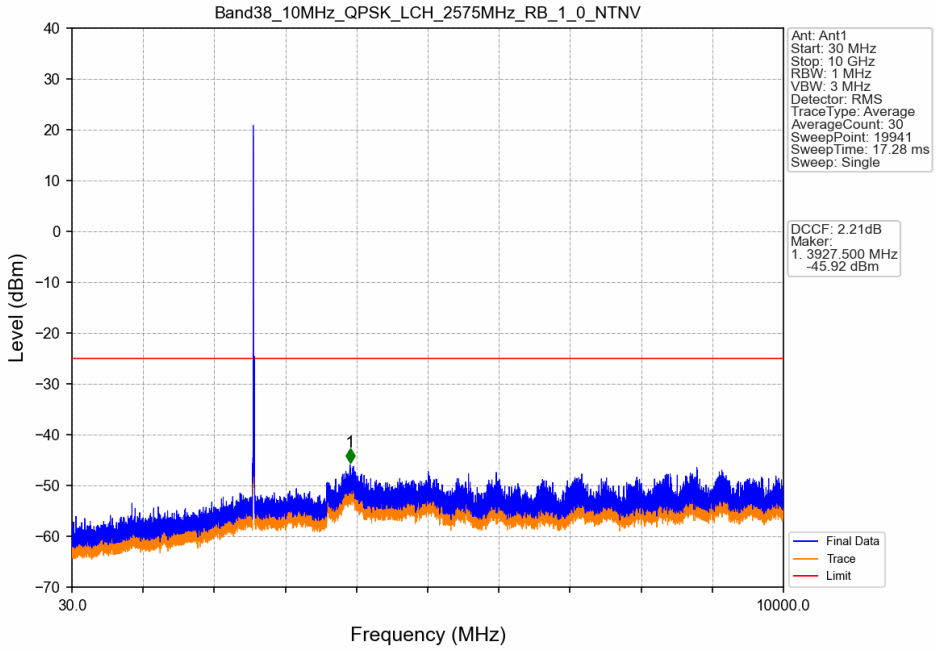

Band38_10MHz_QPSK_LCH_2575MHz_RB_1_0_NTNV

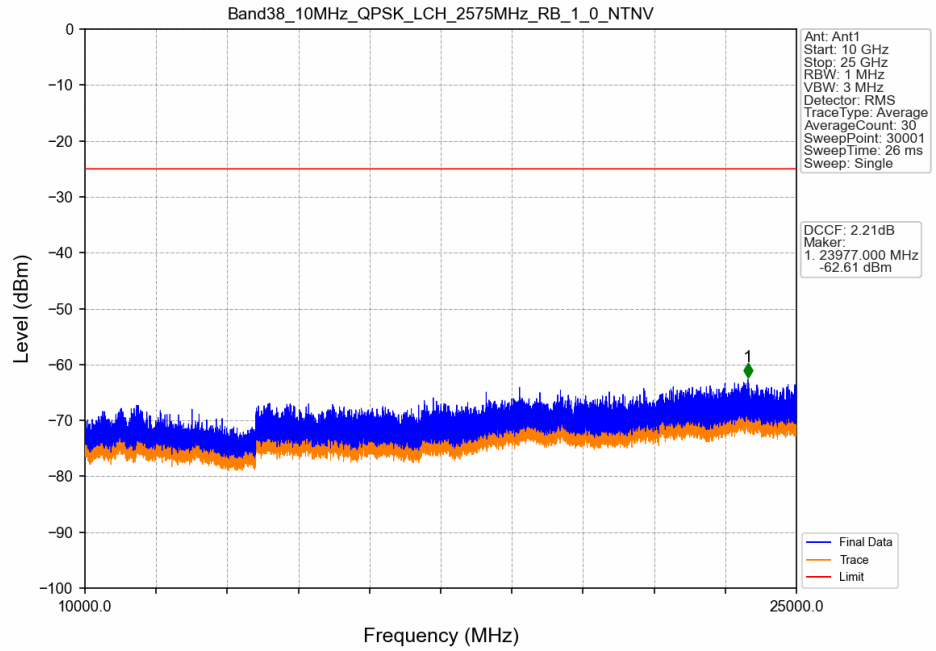


Band38_10MHz_QPSK_LCH_2575MHz_RB_1_0_NTNV

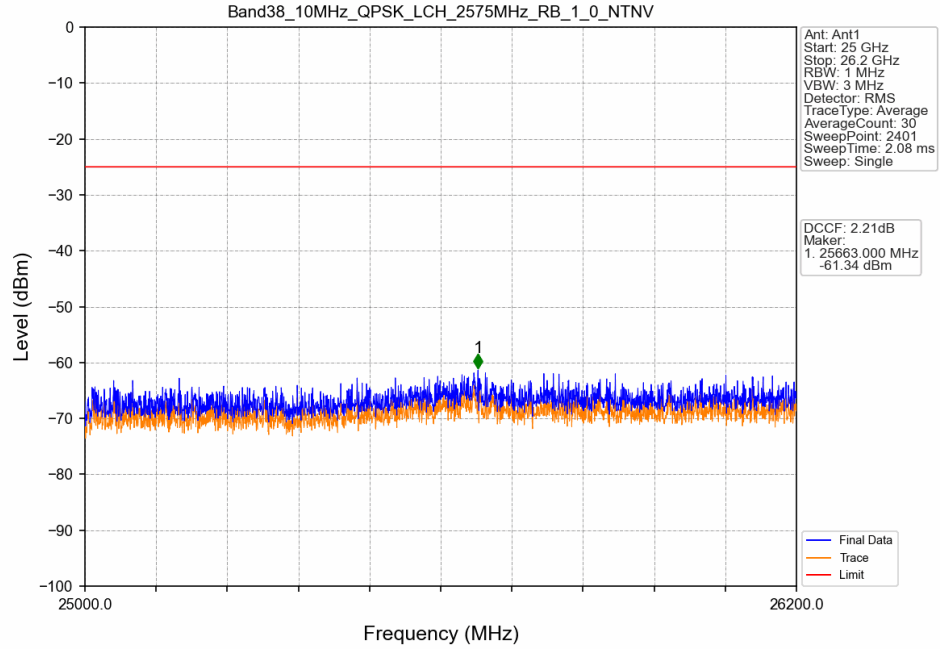

## Band38_10MHz_QPSK_LCH_2575MHz_RB_50_0_NTNV

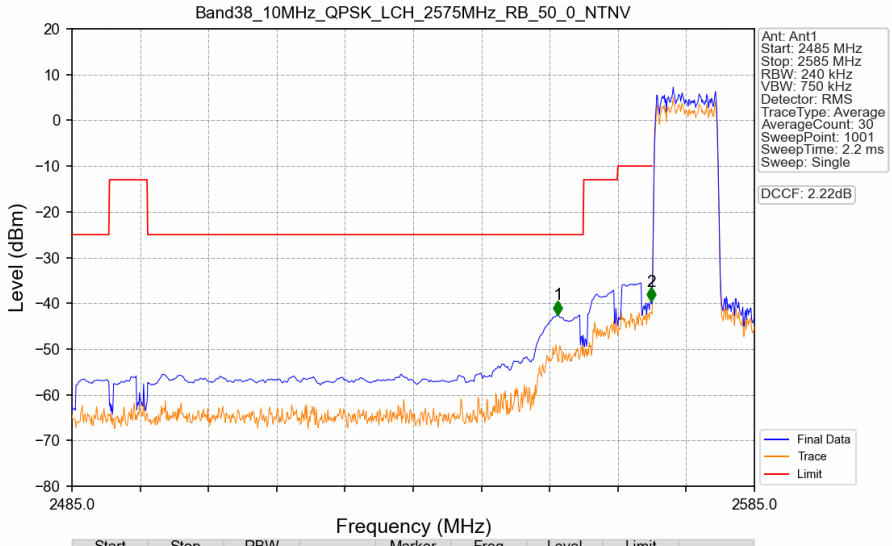


| Start (MHz) | Stop (MHz) | RBW (MHz) | Method | Marker No. | Freq (MHz) | Level (dBm) | Limit (dBm) | Result |
|---|---|---|---|---|---|---|---|---|
| 2485 | 2569 | 1 | CHP | 1 | 2556.200 | -42.52 | -25 | Pass |
| 2569 | 2570 | 0.24 | / | 2 | 2569.900 | -39.68 | -10 | Pass |
| 2570 | 2585 | 0.24 | / | / | / | / | / | / |

## Band38_10MHz_QPSK_MCH_2595MHz_RB_1_0_NTNV

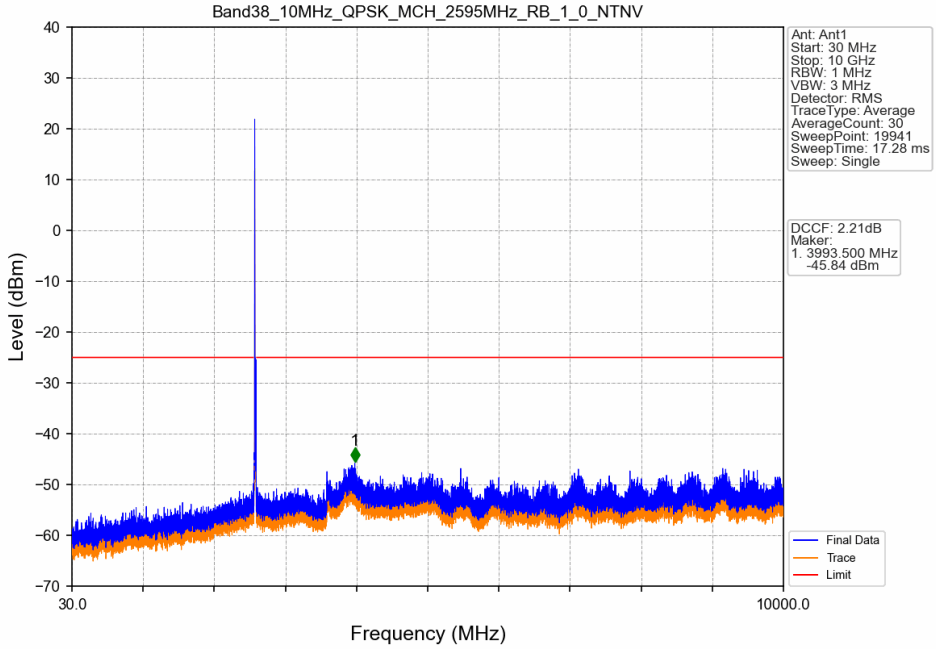

Band38_10MHz_QPSK_MCH_2595MHz_RB_1_0_NTNV

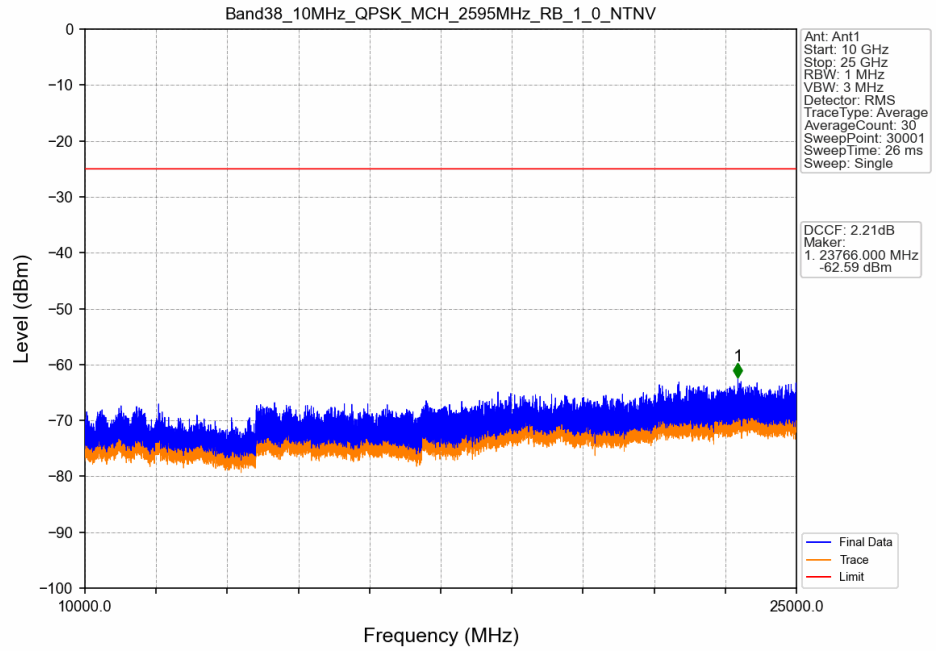

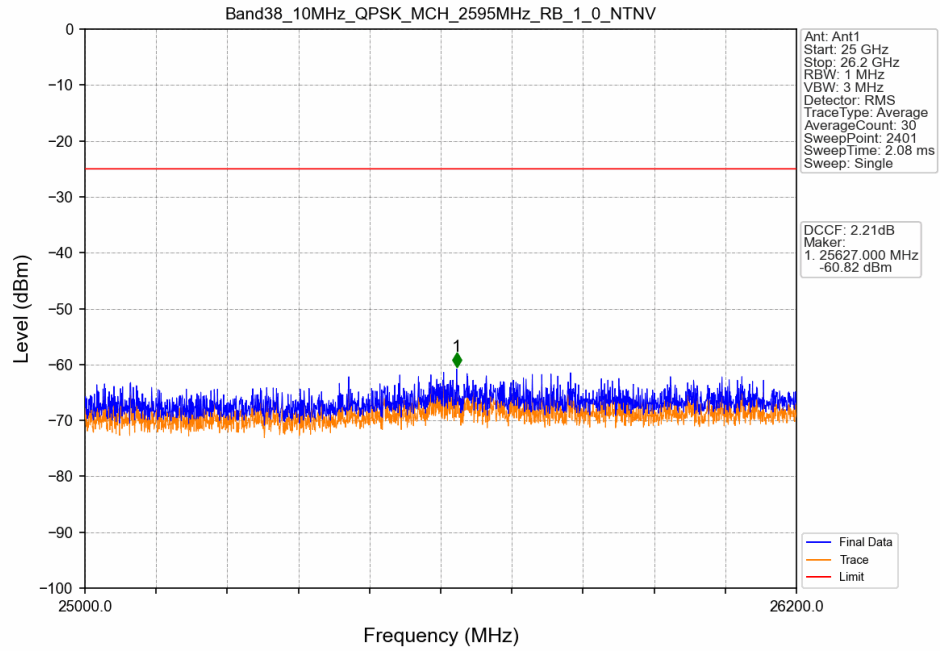
Band38_10MHz_QPSK_MCH_2595MHz_RB_1_0_NTNV