1. Effective (Isotropic) Radiated Power Output Data

1.1 B7_5MHz_EIRP

1.1.1 Test Result

Band: 7 / Bandwidth: 5MHz / NTNV								
Modulation	Frequency (MHz)	RB Allocation		Conducted Power (dBm)	Gain (dBi)	EIRP (dBm)		Verdict
		Size	Offset			Result	Limit	
QPSK	2502.5	1	0	22.44	3.40	25.84	<=33.01	Pass
			13	22.54	3.40	25.94	<=33.01	Pass
			24	22.44	3.40	25.84	<=33.01	Pass
		12	0	21.46	3.40	24.86	<=33.01	Pass
			6	21.56	3.40	24.96	<=33.01	Pass
			13	21.55	3.40	24.95	<=33.01	Pass
		25	0	21.51	3.40	24.91	<=33.01	Pass
	2535	1	0	22.46	3.40	25.86	<=33.01	Pass
			13	22.56	3.40	25.96	<=33.01	Pass
			24	22.44	3.40	25.84	<=33.01	Pass
		12	0	21.60	3.40	25.00	<=33.01	Pass
			6	21.60	3.40	25.00	<=33.01	Pass
			13	21.53	3.40	24.93	<=33.01	Pass
		25	0	21.53	3.40	24.93	<=33.01	Pass
	2567.5	1	0	22.53	3.40	25.93	<=33.01	Pass
			13	22.67	3.40	26.07	<=33.01	Pass
			24	22.55	3.40	25.95	<=33.01	Pass
		12	0	21.68	3.40	25.08	<=33.01	Pass
			6	21.66	3.40	25.06	<=33.01	Pass
			13	21.54	3.40	24.94	<=33.01	Pass
		25	0	21.62	3.40	25.02	<=33.01	Pass
16QAM	2502.5	1	0	21.35	3.40	24.75	<=33.01	Pass
			13	21.39	3.40	24.79	<=33.01	Pass
			24	21.32	3.40	24.72	<=33.01	Pass
		12	0	20.42	3.40	23.82	<=33.01	Pass
			6	20.54	3.40	23.94	<=33.01	Pass
			13	20.54	3.40	23.94	<=33.01	Pass
		25	0	20.57	3.40	23.97	<=33.01	Pass
	2535	1	0	21.76	3.40	25.16	<=33.01	Pass
			13	21.85	3.40	25.25	<=33.01	Pass
			24	21.70	3.40	25.10	<=33.01	Pass
		12	0	20.56	3.40	23.96	<=33.01	Pass
			6	20.63	3.40	24.03	<=33.01	Pass
			13	20.55	3.40	23.95	<=33.01	Pass
		25	0	20.55	3.40	23.95	<=33.01	Pass
	2567.5	1	0	21.64	3.40	25.04	<=33.01	Pass
			13	21.72	3.40	25.12	<=33.01	Pass
			24	21.62	3.40	25.02	<=33.01	Pass
		12	0	20.68	3.40	24.08	<=33.01	Pass
			6	20.63	3.40	24.03	<=33.01	Pass
			13	20.50	3.40	23.90	<=33.01	Pass
		25	0	20.65	3.40	24.05	<=33.01	Pass
Note1: EIRP=Conducted Power+Antenna Gain								

1.2 B7_10MHz_EIRP

1.2.1 Test Result

Band: 7 / Bandwidth: 10MHz / NTNV								
Modulation	Frequency (MHz)	RB Allocation		Conducted Power (dBm)	Gain (dBi)	EIRP (dBm)		Verdict
		Size	Offset			Result	Limit	
QPSK	2505	1	0	22.48	3.40	25.88	<=33.01	Pass
			25	22.67	3.40	26.07	<=33.01	Pass
			49	22.42	3.40	25.82	<=33.01	Pass
		25	0	21.48	3.40	24.88	<=33.01	Pass
			13	21.59	3.40	24.99	<=33.01	Pass
			25	21.63	3.40	25.03	<=33.01	Pass
		50	0	21.54	3.40	24.94	<=33.01	Pass
	2535	1	0	22.49	3.40	25.89	<=33.01	Pass
			25	22.70	3.40	26.10	<=33.01	Pass
			49	22.47	3.40	25.87	<=33.01	Pass
		25	0	21.61	3.40	25.01	<=33.01	Pass
			13	21.63	3.40	25.03	<=33.01	Pass
			25	21.62	3.40	25.02	<=33.01	Pass
		50	0	21.62	3.40	25.02	<=33.01	Pass
	2565	1	0	22.57	3.40	25.97	<=33.01	Pass
			25	22.78	3.40	26.18	<=33.01	Pass
			49	22.61	3.40	26.01	<=33.01	Pass
		25	0	21.74	3.40	25.14	<=33.01	Pass
			13	21.68	3.40	25.08	<=33.01	Pass
			25	21.55	3.40	24.95	<=33.01	Pass
		50	0	21.64	3.40	25.04	<=33.01	Pass
16QAM	2505	1	0	22.09	3.40	25.49	<=33.01	Pass
			25	22.21	3.40	25.61	<=33.01	Pass
			49	22.03	3.40	25.43	<=33.01	Pass
		25	0	20.54	3.40	23.94	<=33.01	Pass
			13	20.62	3.40	24.02	<=33.01	Pass
			25	20.70	3.40	24.10	<=33.01	Pass
		50	0	20.58	3.40	23.98	<=33.01	Pass
	2535	1	0	21.72	3.40	25.12	<=33.01	Pass
			25	21.91	3.40	25.31	<=33.01	Pass
			49	21.67	3.40	25.07	<=33.01	Pass
		25	0	20.65	3.40	24.05	<=33.01	Pass
			13	20.64	3.40	24.04	<=33.01	Pass
			25	20.66	3.40	24.06	<=33.01	Pass
		50	0	20.62	3.40	24.02	<=33.01	Pass
	2565	1	0	21.60	3.40	25.00	<=33.01	Pass
			25	21.81	3.40	25.21	<=33.01	Pass
			49	21.62	3.40	25.02	<=33.01	Pass
		25	0	20.80	3.40	24.20	<=33.01	Pass
			13	20.77	3.40	24.17	<=33.01	Pass
			25	20.66	3.40	24.06	<=33.01	Pass
		50	0	20.66	3.40	24.06	<=33.01	Pass
Note1: EIRP=Conducted Power+Antenna Gain								

1.3 B7_15MHz_EIRP

1.3.1 Test Result

Band: 7 / Bandwidth: 15MHz / NTNV								
Modulation	Frequency (MHz)	RB Allocation		Conducted Power (dBm)	Gain (dBi)	EIRP (dBm)		Verdict
		Size	Offset			Result	Limit	
QPSK	2507.5	1	0	22.43	3.40	25.83	<=33.01	Pass
			38	22.53	3.40	25.93	<=33.01	Pass
			74	22.38	3.40	25.78	<=33.01	Pass
		36	0	21.49	3.40	24.89	<=33.01	Pass
			18	21.54	3.40	24.94	<=33.01	Pass
			39	21.58	3.40	24.98	<=33.01	Pass
		75	0	21.51	3.40	24.91	<=33.01	Pass
	2535	1	0	22.48	3.40	25.88	<=33.01	Pass
			38	22.56	3.40	25.96	<=33.01	Pass
			74	22.38	3.40	25.78	<=33.01	Pass
		36	0	21.57	3.40	24.97	<=33.01	Pass
			18	21.62	3.40	25.02	<=33.01	Pass
			39	21.62	3.40	25.02	<=33.01	Pass
		75	0	21.64	3.40	25.04	<=33.01	Pass
	2562.5	1	0	22.52	3.40	25.92	<=33.01	Pass
			38	22.63	3.40	26.03	<=33.01	Pass
			74	22.48	3.40	25.88	<=33.01	Pass
		36	0	21.67	3.40	25.07	<=33.01	Pass
			18	21.67	3.40	25.07	<=33.01	Pass
			39	21.58	3.40	24.98	<=33.01	Pass
		75	0	21.61	3.40	25.01	<=33.01	Pass
16QAM	2507.5	1	0	21.99	3.40	25.39	<=33.01	Pass
			38	22.11	3.40	25.51	<=33.01	Pass
			74	21.96	3.40	25.36	<=33.01	Pass
		36	0	20.46	3.40	23.86	<=33.01	Pass
			18	20.55	3.40	23.95	<=33.01	Pass
			39	20.54	3.40	23.94	<=33.01	Pass
		75	0	20.55	3.40	23.95	<=33.01	Pass
	2535	1	0	21.71	3.40	25.11	<=33.01	Pass
			38	21.75	3.40	25.15	<=33.01	Pass
			74	21.65	3.40	25.05	<=33.01	Pass
		36	0	20.64	3.40	24.04	<=33.01	Pass
			18	20.65	3.40	24.05	<=33.01	Pass
			39	20.63	3.40	24.03	<=33.01	Pass
		75	0	20.62	3.40	24.02	<=33.01	Pass
	2562.5	1	0	21.89	3.40	25.29	<=33.01	Pass
			38	22.00	3.40	25.40	<=33.01	Pass
			74	21.79	3.40	25.19	<=33.01	Pass
		36	0	20.61	3.40	24.01	<=33.01	Pass
			18	20.61	3.40	24.01	<=33.01	Pass
			39	20.51	3.40	23.91	<=33.01	Pass
		75	0	20.60	3.40	24.00	<=33.01	Pass
Note1: EIRP=Conducted Power+Antenna Gain								

1.4 B7_20MHz_EIRP

1.4.1 Test Result

Band: 7 / Bandwidth: 20MHz / NTNV								
Modulation	Frequency (MHz)	RB Allocation		Conducted Power (dBm)	Gain (dBi)	EIRP (dBm)		Verdict
		Size	Offset			Result	Limit	
QPSK	2510	1	0	22.39	3.40	25.79	<=33.01	Pass
			50	22.65	3.40	26.05	<=33.01	Pass
			99	22.29	3.40	25.69	<=33.01	Pass
		50	0	21.40	3.40	24.80	<=33.01	Pass
			25	21.51	3.40	24.91	<=33.01	Pass
			50	21.48	3.40	24.88	<=33.01	Pass
		100	0	21.46	3.40	24.86	<=33.01	Pass
	2535	1	0	22.38	3.40	25.78	<=33.01	Pass
			50	22.78	3.40	26.18	<=33.01	Pass
			99	22.38	3.40	25.78	<=33.01	Pass
		50	0	21.61	3.40	25.01	<=33.01	Pass
			25	21.63	3.40	25.03	<=33.01	Pass
			50	21.55	3.40	24.95	<=33.01	Pass
		100	0	21.59	3.40	24.99	<=33.01	Pass
	2560	1	0	22.44	3.40	25.84	<=33.01	Pass
			50	22.71	3.40	26.11	<=33.01	Pass
			99	22.40	3.40	25.80	<=33.01	Pass
		50	0	21.59	3.40	24.99	<=33.01	Pass
			25	21.64	3.40	25.04	<=33.01	Pass
			50	21.41	3.40	24.81	<=33.01	Pass
		100	0	21.50	3.40	24.90	<=33.01	Pass
16QAM	2510	1	0	21.68	3.40	25.08	<=33.01	Pass
			50	21.96	3.40	25.36	<=33.01	Pass
			99	21.60	3.40	25.00	<=33.01	Pass
		50	0	20.34	3.40	23.74	<=33.01	Pass
			25	20.51	3.40	23.91	<=33.01	Pass
			50	20.47	3.40	23.87	<=33.01	Pass
		100	0	20.47	3.40	23.87	<=33.01	Pass
	2535	1	0	21.64	3.40	25.04	<=33.01	Pass
			50	21.93	3.40	25.33	<=33.01	Pass
			99	21.63	3.40	25.03	<=33.01	Pass
		50	0	20.58	3.40	23.98	<=33.01	Pass
			25	20.64	3.40	24.04	<=33.01	Pass
			50	20.57	3.40	23.97	<=33.01	Pass
		100	0	20.61	3.40	24.01	<=33.01	Pass
	2560	1	0	22.01	3.40	25.41	<=33.01	Pass
			50	22.25	3.40	25.65	<=33.01	Pass
			99	21.94	3.40	25.34	<=33.01	Pass
		50	0	20.61	3.40	24.01	<=33.01	Pass
			25	20.66	3.40	24.06	<=33.01	Pass
			50	20.40	3.40	23.80	<=33.01	Pass
		100	0	20.52	3.40	23.92	<=33.01	Pass
Note1: EIRP=Conducted Power+Antenna Gain								

2. Frequency Stability

2.1 B7_5MHz

2.1.1 Test Result

Band: 7 / Bandwidth: 5MHz									
Modulation	Frequency (MHz)	RB Allocation		Temp. (°C)	Voltage (VDC)	Freq. Error (Hz)	Freq. vs. Rated (ppm)		Verdict
		Size	Offset				Result	Limit	
QPSK	2502.5	25	0	20	3.6	0.601	0.0002	-2.5 to 2.5	Pass
					3.85	-7.882	-0.0031	-2.5 to 2.5	Pass
					4.4	0.629	0.0003	-2.5 to 2.5	Pass
				-30	3.85	-9.456	-0.0038	-2.5 to 2.5	Pass
				-20	3.85	-1.144	-0.0005	-2.5 to 2.5	Pass
				-10	3.85	-5.178	-0.0021	-2.5 to 2.5	Pass
				0	3.85	-4.492	-0.0018	-2.5 to 2.5	Pass
				10	3.85	11.287	0.0045	-2.5 to 2.5	Pass
				30	3.85	-0.358	-0.0001	-2.5 to 2.5	Pass
				40	3.85	25.578	0.0102	-2.5 to 2.5	Pass
				50	3.85	2.403	0.0010	-2.5 to 2.5	Pass
	2535	25	0	20	3.6	-0.987	-0.0004	-2.5 to 2.5	Pass
					3.85	-8.411	-0.0033	-2.5 to 2.5	Pass
					4.4	-7.010	-0.0028	-2.5 to 2.5	Pass
				-30	3.85	-2.031	-0.0008	-2.5 to 2.5	Pass
				-20	3.85	0.830	0.0003	-2.5 to 2.5	Pass
				-10	3.85	-7.954	-0.0031	-2.5 to 2.5	Pass
				0	3.85	-5.350	-0.0021	-2.5 to 2.5	Pass
				10	3.85	-1.416	-0.0006	-2.5 to 2.5	Pass
				30	3.85	1.230	0.0005	-2.5 to 2.5	Pass
				40	3.85	-3.061	-0.0012	-2.5 to 2.5	Pass
				50	3.85	2.747	0.0011	-2.5 to 2.5	Pass
	2567.5	25	0	20	3.6	0.916	0.0004	-2.5 to 2.5	Pass
					3.85	4.063	0.0016	-2.5 to 2.5	Pass
					4.4	-8.869	-0.0035	-2.5 to 2.5	Pass
				-30	3.85	-15.564	-0.0061	-2.5 to 2.5	Pass
				-20	3.85	-1.330	-0.0005	-2.5 to 2.5	Pass
				-10	3.85	-3.834	-0.0015	-2.5 to 2.5	Pass
				0	3.85	-9.427	-0.0037	-2.5 to 2.5	Pass
				10	3.85	-7.138	-0.0028	-2.5 to 2.5	Pass
				30	3.85	3.347	0.0013	-2.5 to 2.5	Pass
				40	3.85	7.868	0.0031	-2.5 to 2.5	Pass
				50	3.85	-2.174	-0.0008	-2.5 to 2.5	Pass
16QAM	2502.5	25	0	20	3.6	-1.402	-0.0006	-2.5 to 2.5	Pass
					3.85	-5.765	-0.0023	-2.5 to 2.5	Pass
					4.4	-5.879	-0.0023	-2.5 to 2.5	Pass
				-30	3.85	-1.974	-0.0008	-2.5 to 2.5	Pass
				-20	3.85	1.245	0.0005	-2.5 to 2.5	Pass
				-10	3.85	3.648	0.0015	-2.5 to 2.5	Pass
				0	3.85	-4.320	-0.0017	-2.5 to 2.5	Pass
				10	3.85	-5.779	-0.0023	-2.5 to 2.5	Pass
				30	3.85	-0.443	-0.0002	-2.5 to 2.5	Pass
				40	3.85	-1.345	-0.0005	-2.5 to 2.5	Pass
				50	3.85	1.659	0.0007	-2.5 to 2.5	Pass
	2535	25	0	20	3.6	-3.018	-0.0012	-2.5 to 2.5	Pass
					3.85	-3.390	-0.0013	-2.5 to 2.5	Pass
					4.4	-11.687	-0.0046	-2.5 to 2.5	Pass
				-30	3.85	-8.397	-0.0033	-2.5 to 2.5	Pass
				-20	3.85	-2.475	-0.0010	-2.5 to 2.5	Pass

				-10	3.85	0.286	0.0001	-2.5 to 2.5	Pass
				0	3.85	-2.933	-0.0012	-2.5 to 2.5	Pass
				10	3.85	5.479	0.0022	-2.5 to 2.5	Pass
				30	3.85	-5.651	-0.0022	-2.5 to 2.5	Pass
				40	3.85	-9.542	-0.0038	-2.5 to 2.5	Pass
				50	3.85	-6.537	-0.0026	-2.5 to 2.5	Pass
	2567.5	25	0	20	3.6	-3.376	-0.0013	-2.5 to 2.5	Pass
					3.85	4.835	0.0019	-2.5 to 2.5	Pass
					4.4	3.834	0.0015	-2.5 to 2.5	Pass
				-30	3.85	7.038	0.0027	-2.5 to 2.5	Pass
				-20	3.85	5.064	0.0020	-2.5 to 2.5	Pass
				-10	3.85	4.363	0.0017	-2.5 to 2.5	Pass
				0	3.85	-13.690	-0.0053	-2.5 to 2.5	Pass
				10	3.85	-1.302	-0.0005	-2.5 to 2.5	Pass
				30	3.85	4.606	0.0018	-2.5 to 2.5	Pass
				40	3.85	-9.885	-0.0039	-2.5 to 2.5	Pass
				50	3.85	8.225	0.0032	-2.5 to 2.5	Pass

3. 99% & 26dB Bandwidth

3.1 Band7_OBW

3.1.1 Test Result

Band: 7 / NTNV							
Bandwidth (MHz)	Modulation	Frequency (MHz)	RB Allocation		99% Occupied Bandwidth (MHz)		Verdict
			Size	Offset	Result	Limit	
5	QPSK	2502.5	25	0	4.527	/	Pass
		2535	25	0	4.533	/	Pass
		2567.5	25	0	4.528	/	Pass
	16QAM	2502.5	25	0	4.560	/	Pass
		2535	25	0	4.523	/	Pass
		2567.5	25	0	4.533	/	Pass
10	QPSK	2505	50	0	9.054	/	Pass
		2535	50	0	9.048	/	Pass
		2565	50	0	9.063	/	Pass
	16QAM	2505	50	0	9.038	/	Pass
		2535	50	0	9.043	/	Pass
		2565	50	0	9.043	/	Pass
15	QPSK	2507.5	75	0	13.580	/	Pass
		2535	75	0	13.578	/	Pass
		2562.5	75	0	13.551	/	Pass
	16QAM	2507.5	75	0	13.551	/	Pass
		2535	75	0	13.592	/	Pass
		2562.5	75	0	13.585	/	Pass
20	QPSK	2510	100	0	18.059	/	Pass
		2535	100	0	18.083	/	Pass
		2560	100	0	18.044	/	Pass
	16QAM	2510	100	0	18.081	/	Pass
		2535	100	0	18.077	/	Pass
		2560	100	0	18.003	/	Pass

3.1.2 Test Graph

Band7_5MHz_QPSK_LCH_2502.5MHz_RB_25_0_NTNV

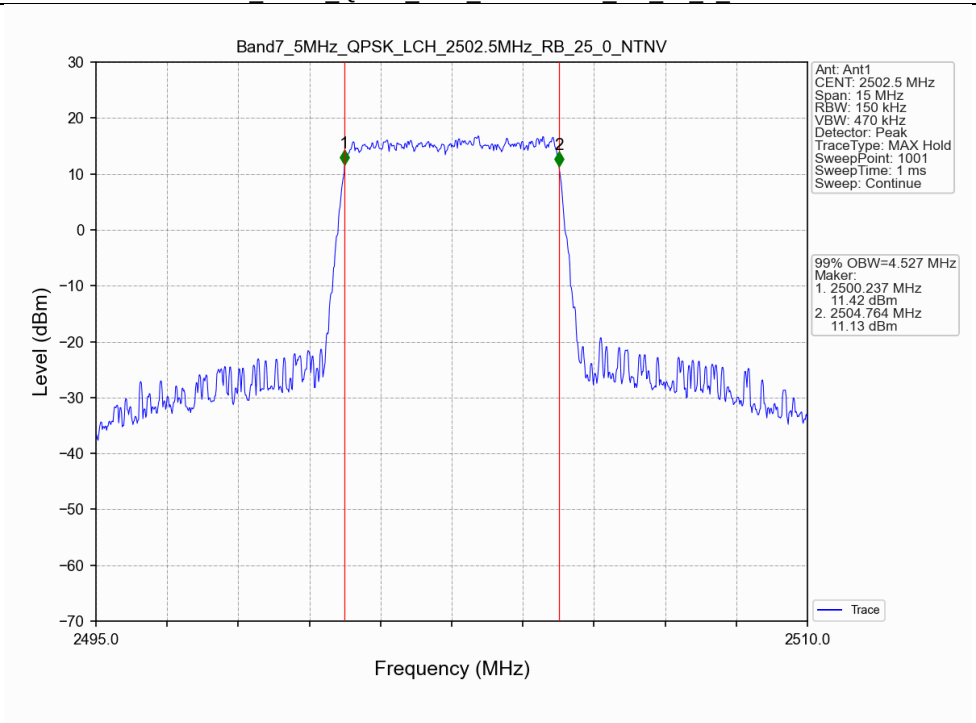

Band7_5MHz_QPSK_MCH_2535MHz_RB_25_0_NTNV

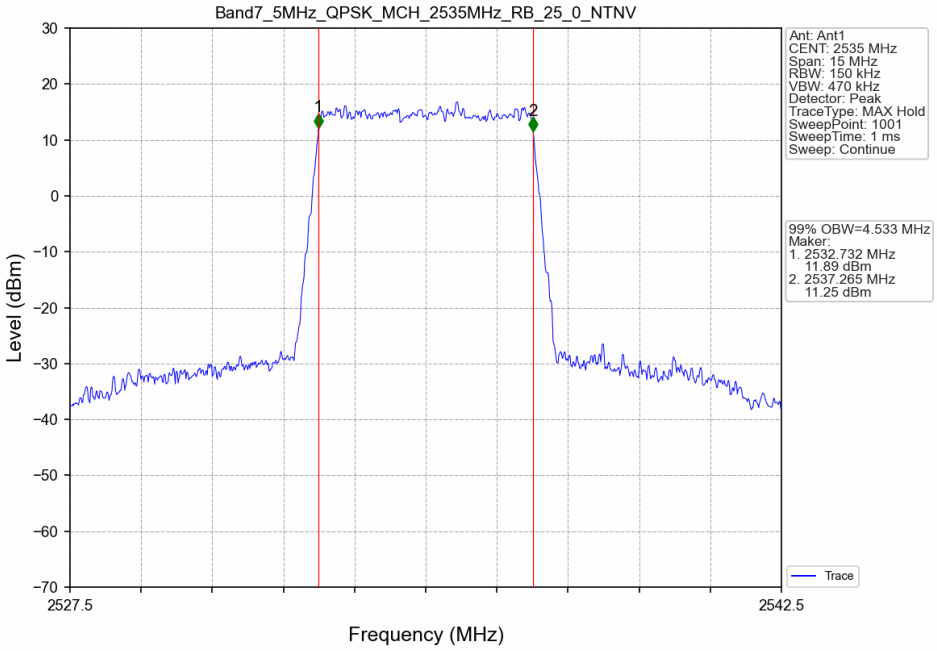

Band7_5MHz_QPSK_HCH_2567.5MHz_RB_25_0_NTNV

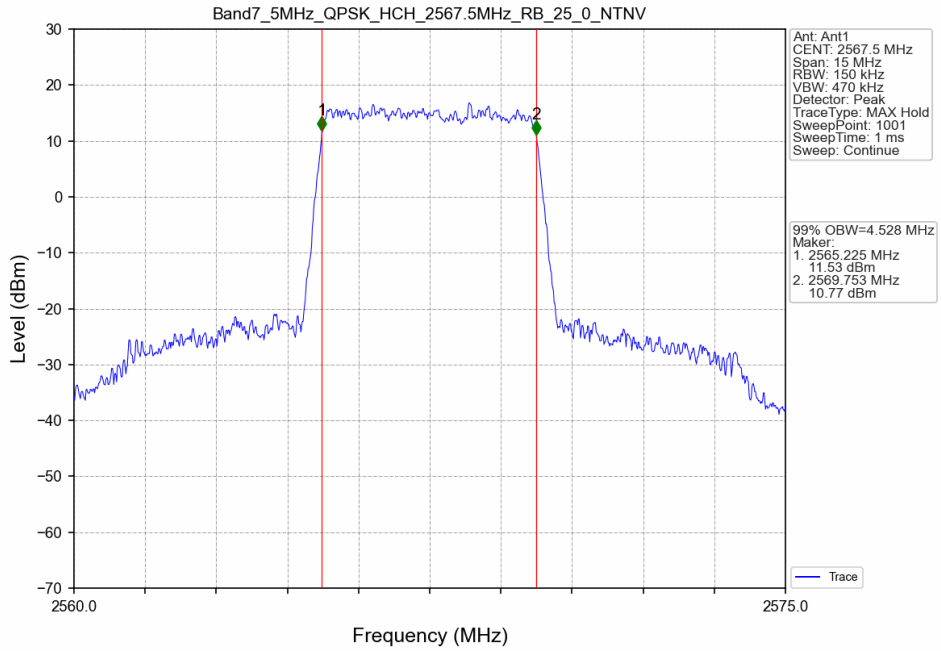

Band7_5MHz_16QAM_LCH_2502.5MHz_RB_25_0_NTNV

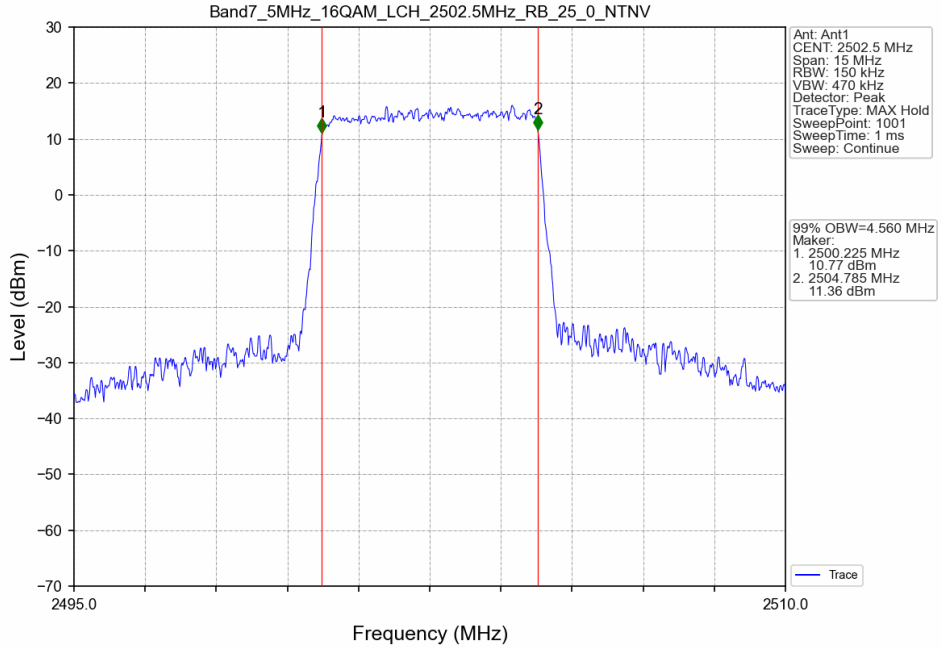

Band7_5MHz_16QAM_MCH_2535MHz_RB_25_0_NTNV

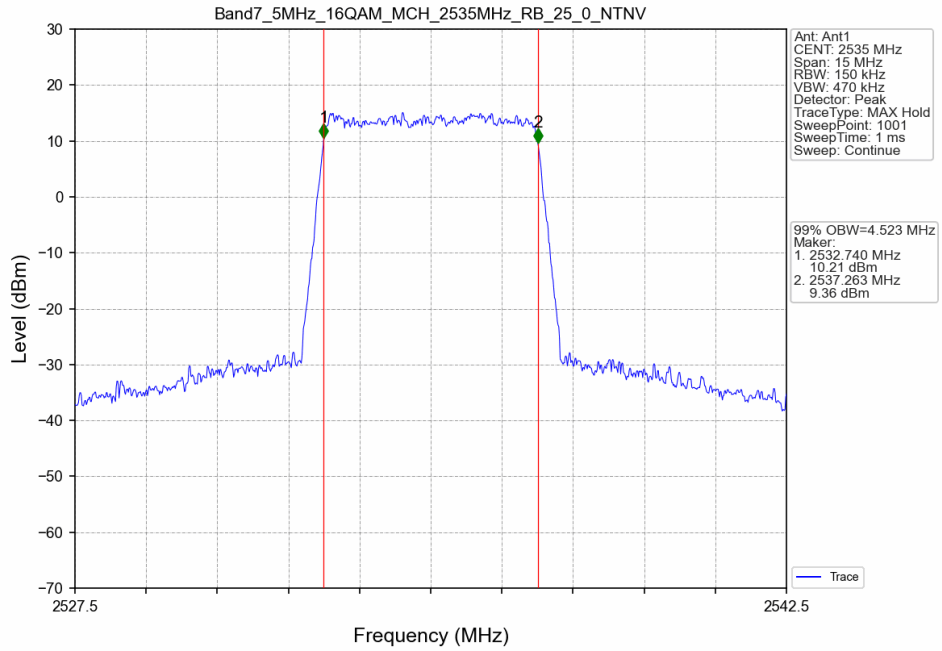

Band7_5MHz_16QAM_HCH_2567.5MHz_RB_25_0_NTNV

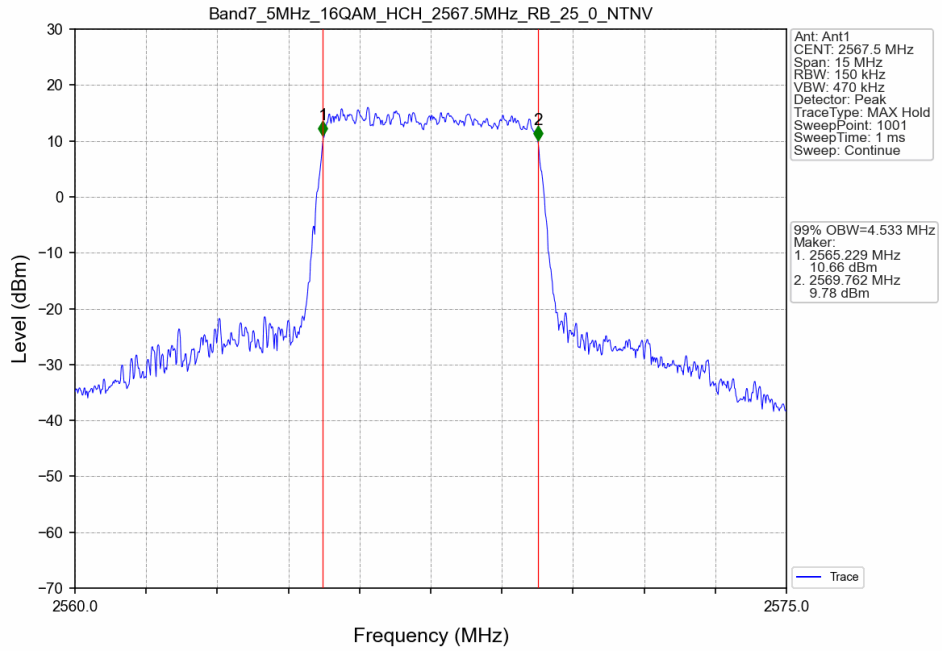

Band7_10MHz_QPSK_LCH_2505MHz_RB_50_0_NTNV

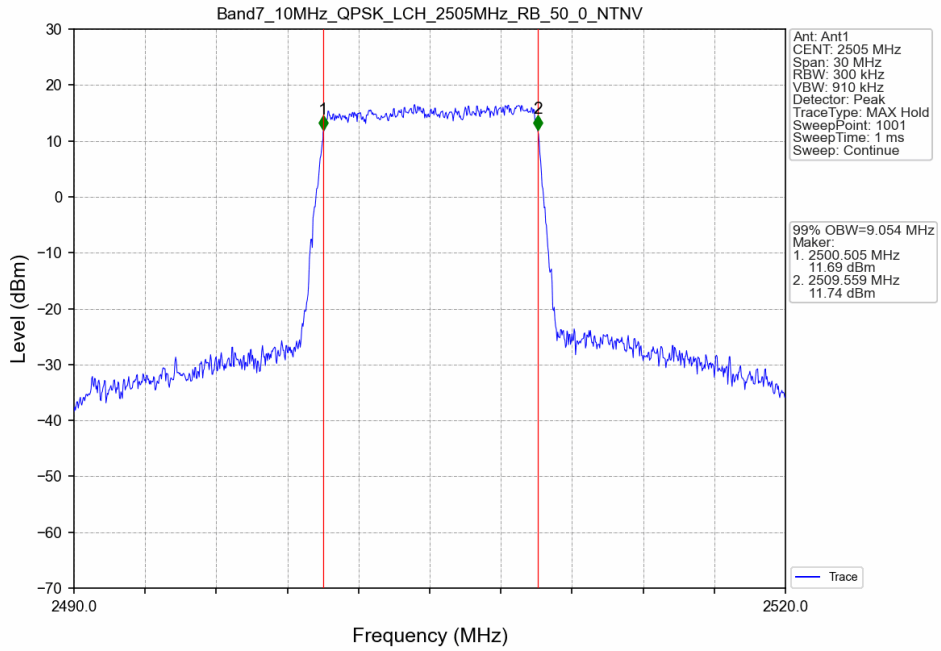

Band7_10MHz_QPSK_MCH_2535MHz_RB_50_0_NTNV

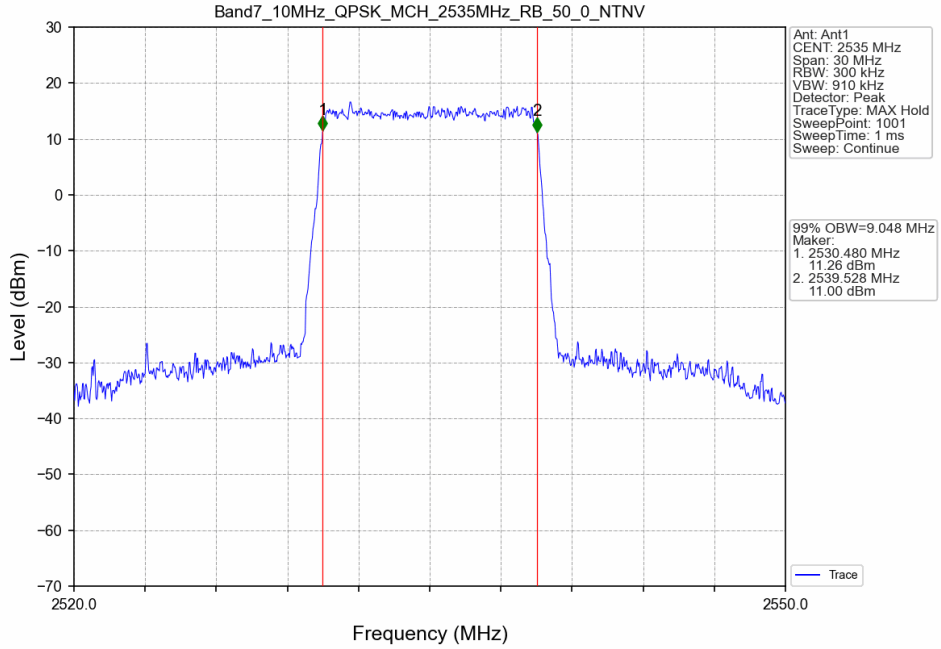

Band7_10MHz_QPSK_HCH_2565MHz_RB_50_0_NTNV

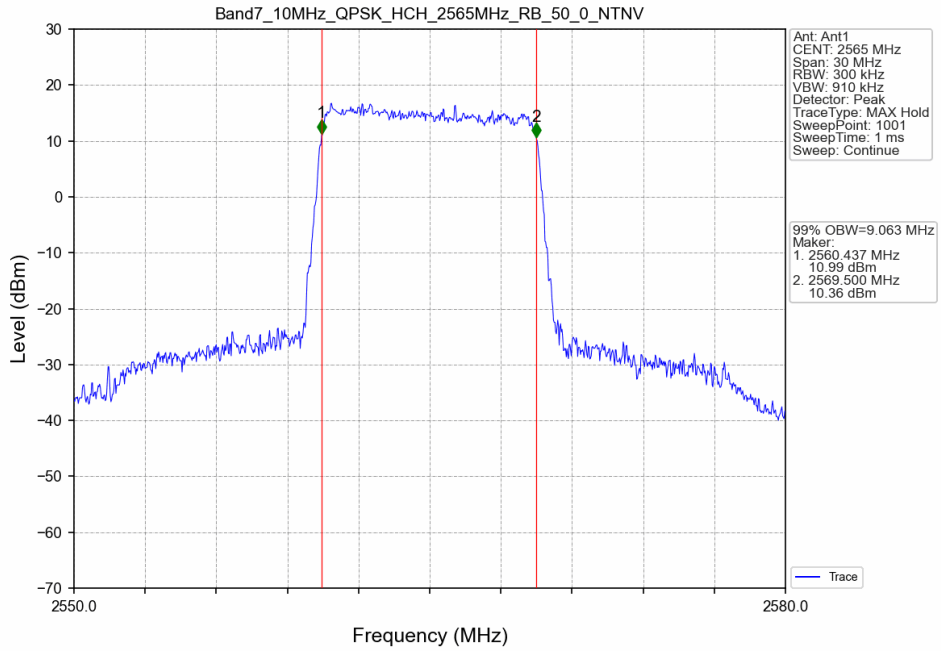

Band7_10MHz_16QAM_LCH_2505MHz_RB_50_0_NTNV

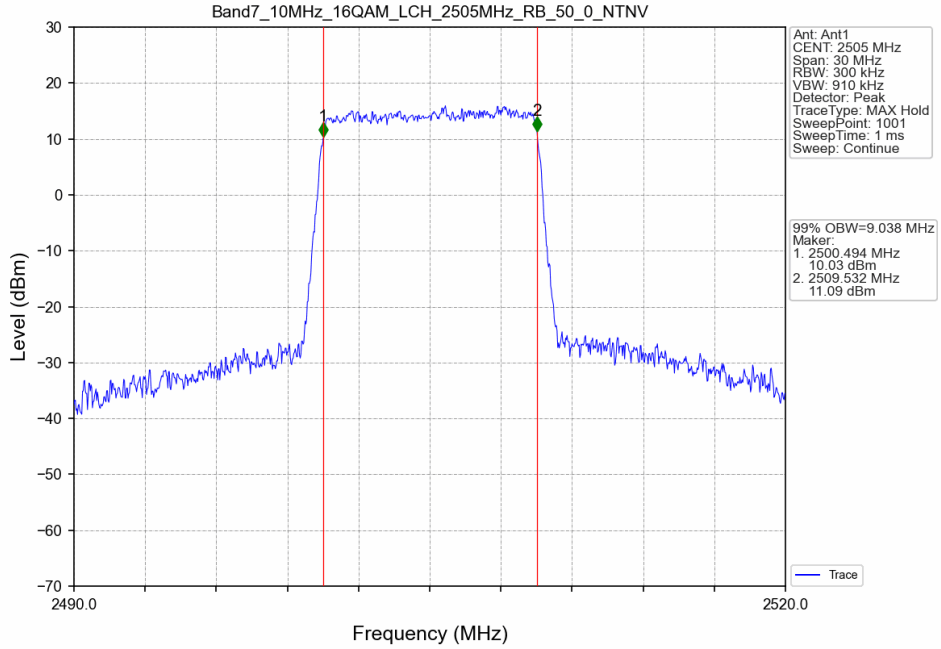

Band7_10MHz_16QAM_MCH_2535MHz_RB_50_0_NTNV

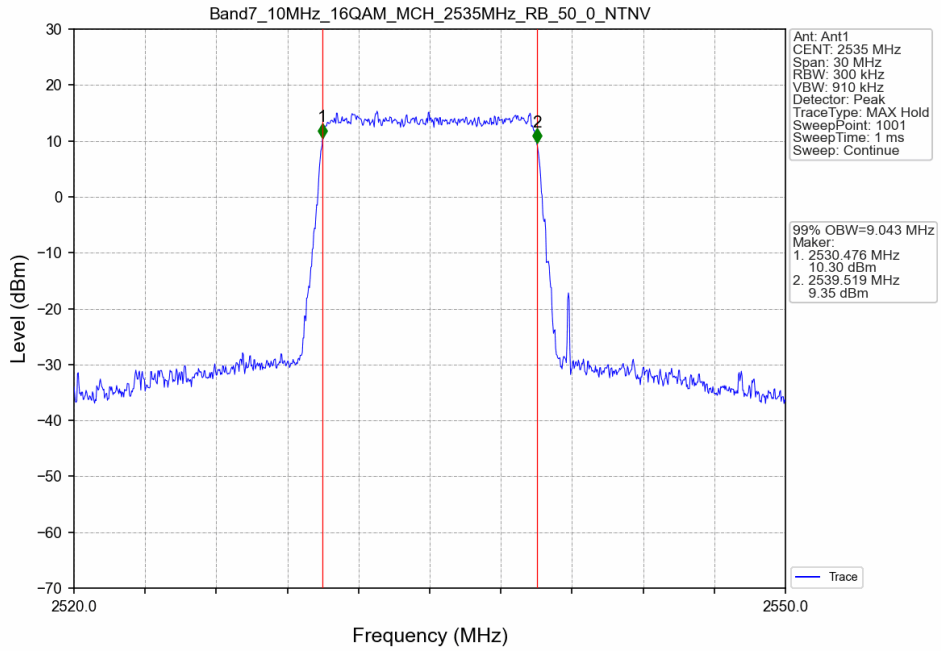

Band7_10MHz_16QAM_HCH_2565MHz_RB_50_0_NTNV

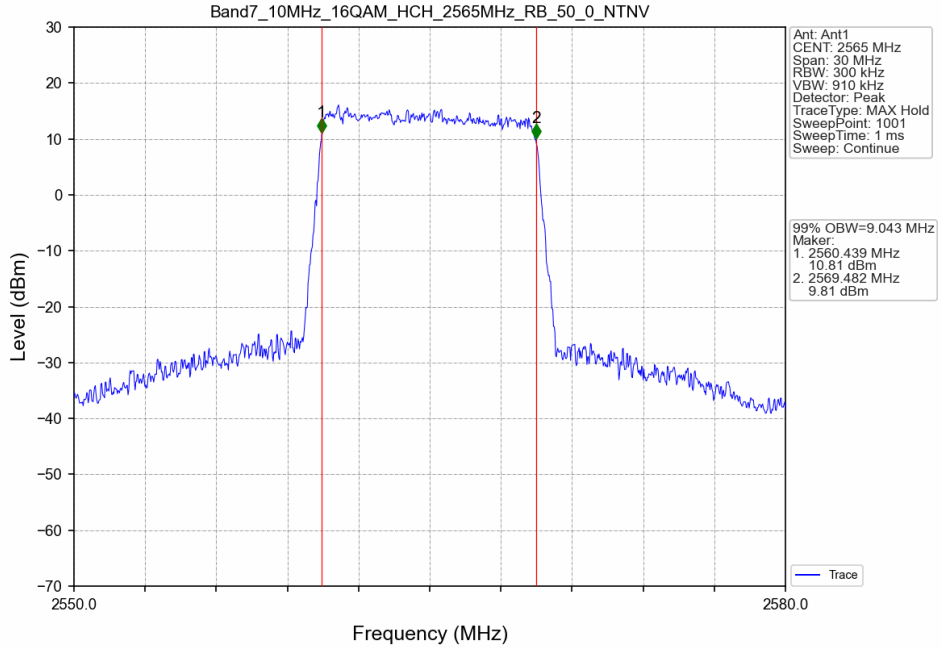

Band7_15MHz_QPSK_LCH_2507.5MHz_RB_75_0_NTNV

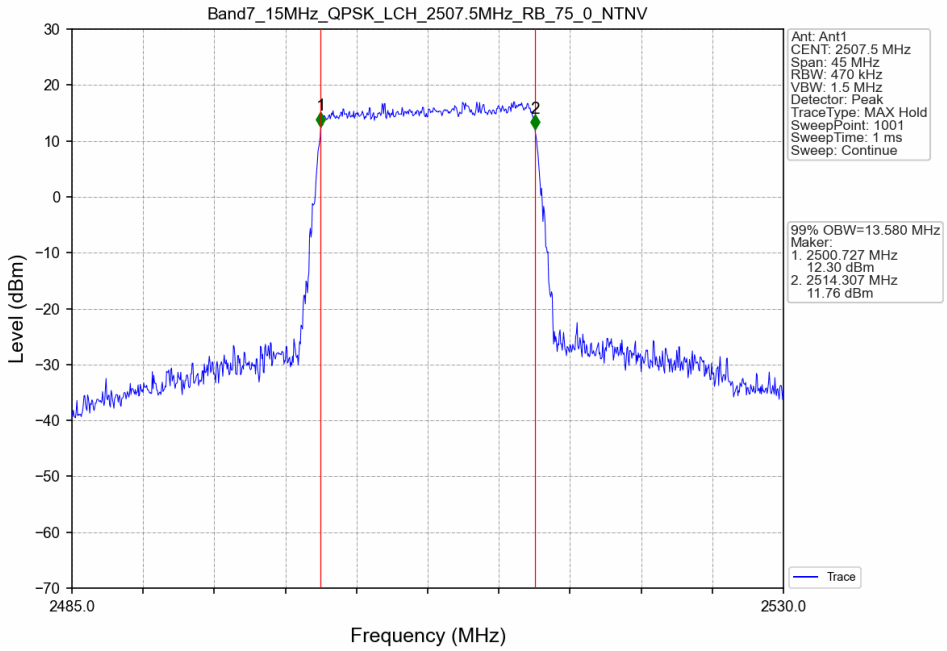

Band7_15MHz_QPSK_MCH_2535MHz_RB_75_0_NTNV

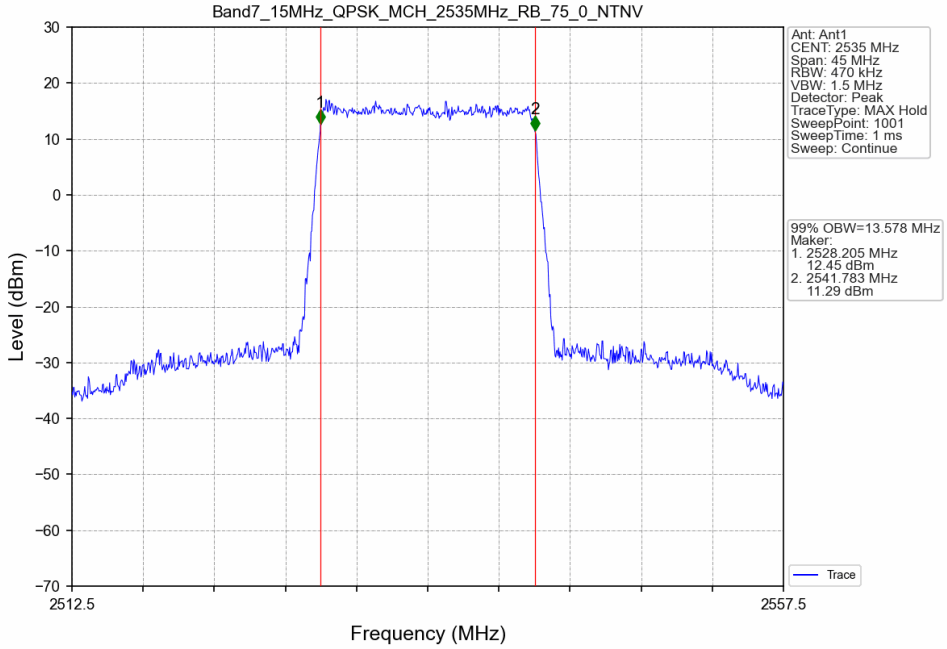

Band7_15MHz_QPSK_HCH_2562.5MHz_RB_75_0_NTNV

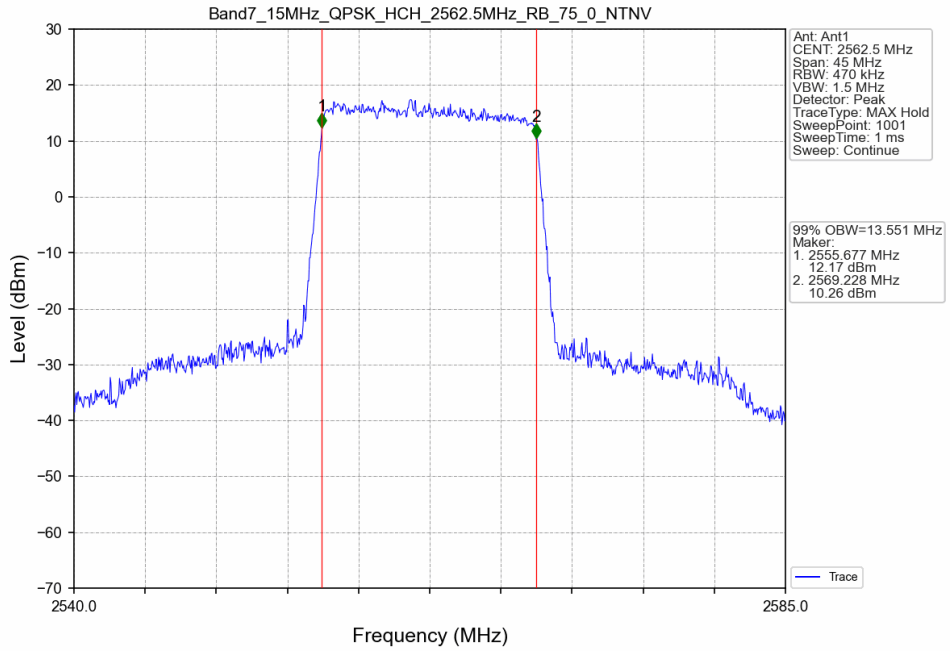

Band7_15MHz_16QAM_LCH_2507.5MHz_RB_75_0_NTNV

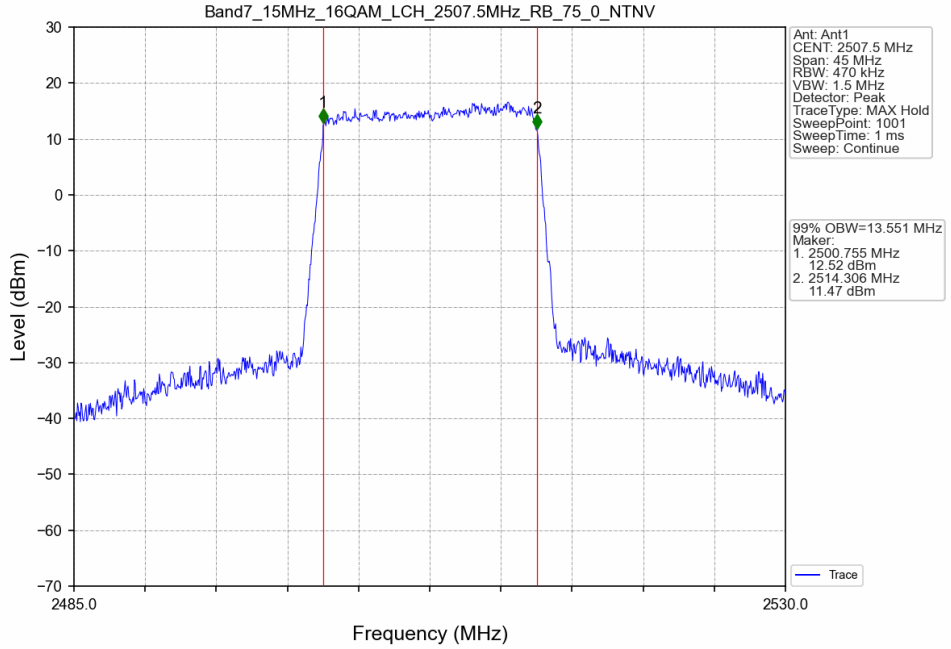

Band7_15MHz_16QAM_MCH_2535MHz_RB_75_0_NTNV

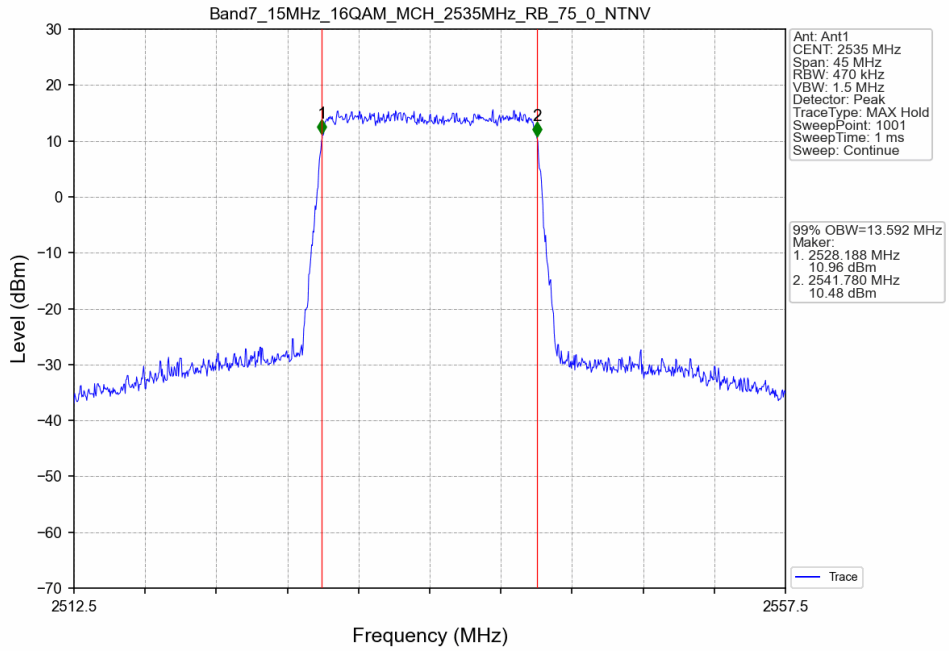

Band7_15MHz_16QAM_HCH_2562.5MHz_RB_75_0_NTNV

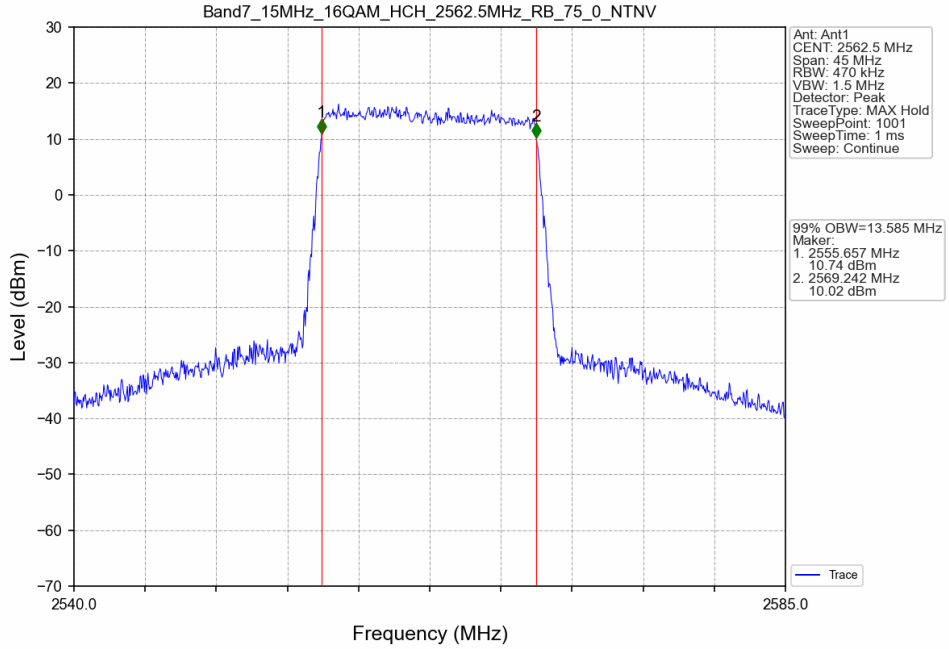

Band7_20MHz_QPSK_LCH_2510MHz_RB_100_0_NTNV

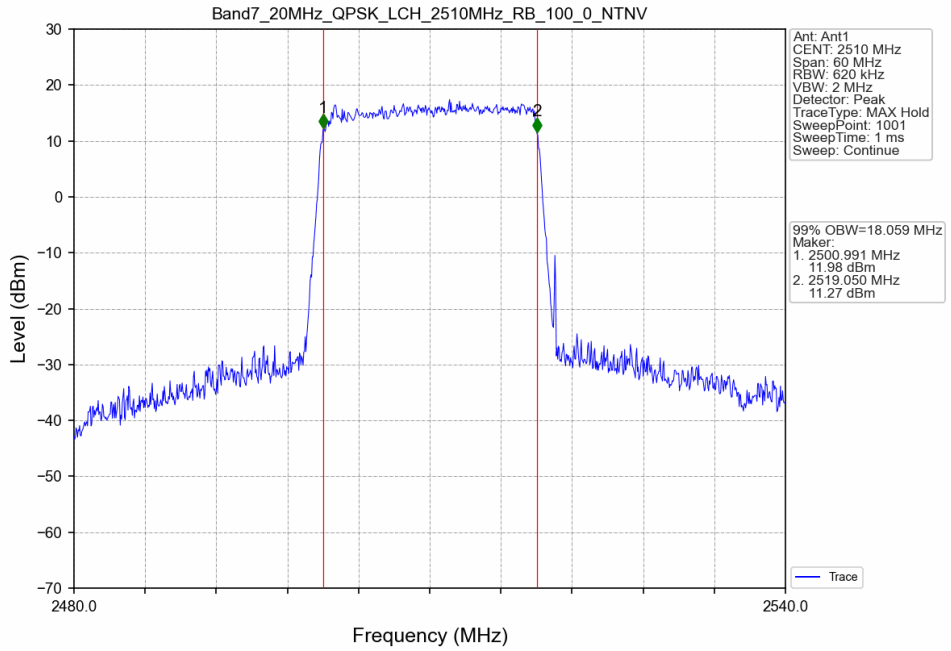

Band7_20MHz_QPSK_MCH_2535MHz_RB_100_0_NTNV

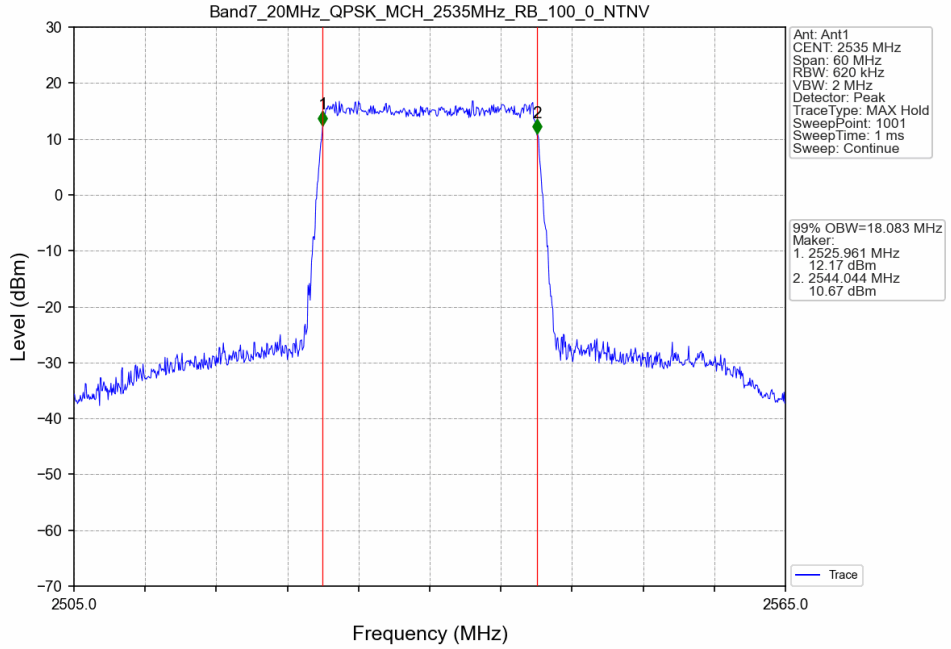

Band7_20MHz_QPSK_HCH_2560MHz_RB_100_0_NTNV

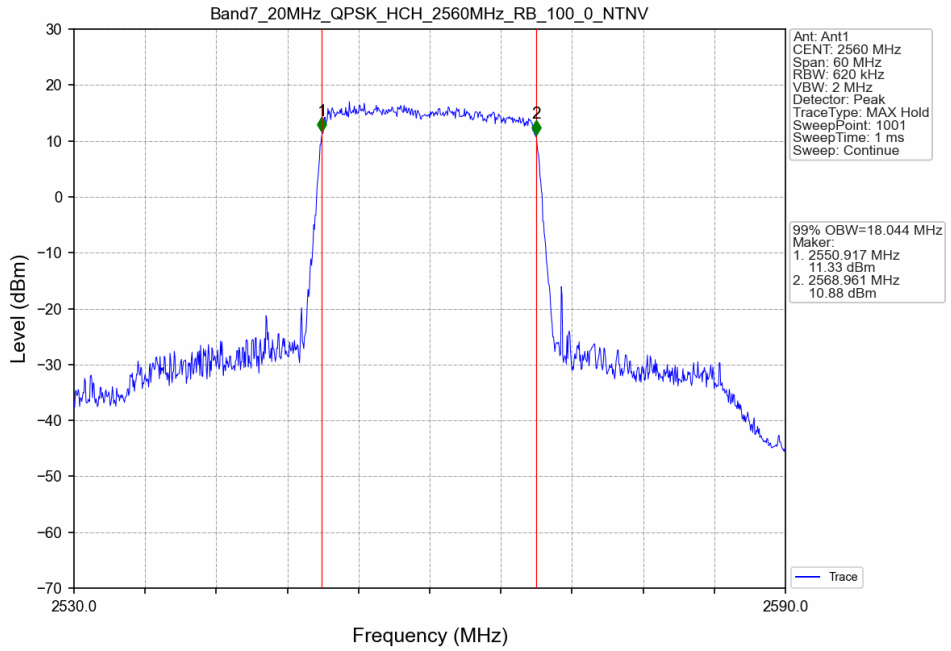

Band7_20MHz_16QAM_LCH_2510MHz_RB_100_0_NTNV

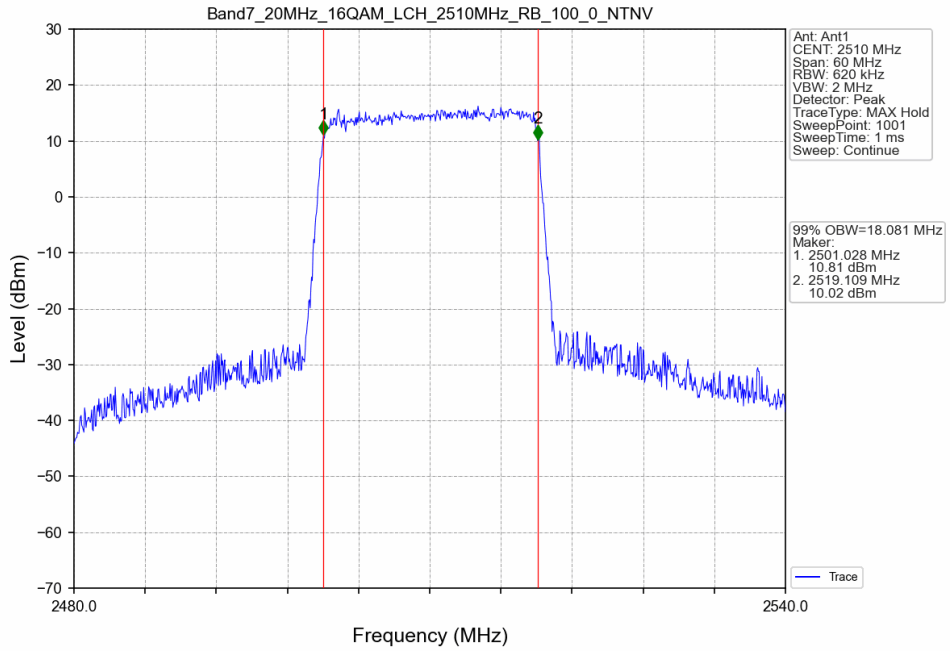

Band7_20MHz_16QAM_MCH_2535MHz_RB_100_0_NTNV

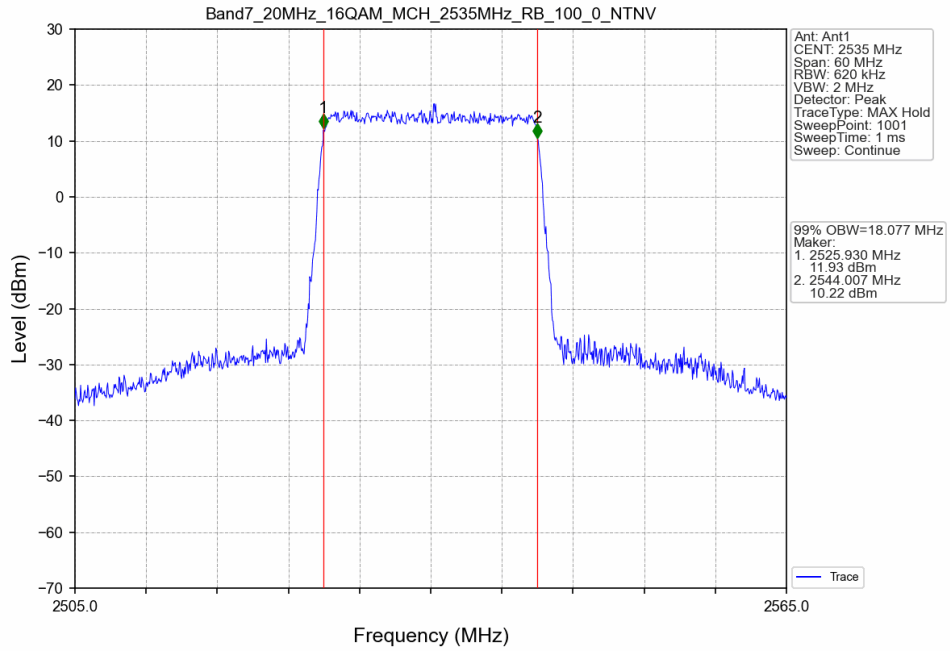

Band7_20MHz_16QAM_HCH_2560MHz_RB_100_0_NTNV

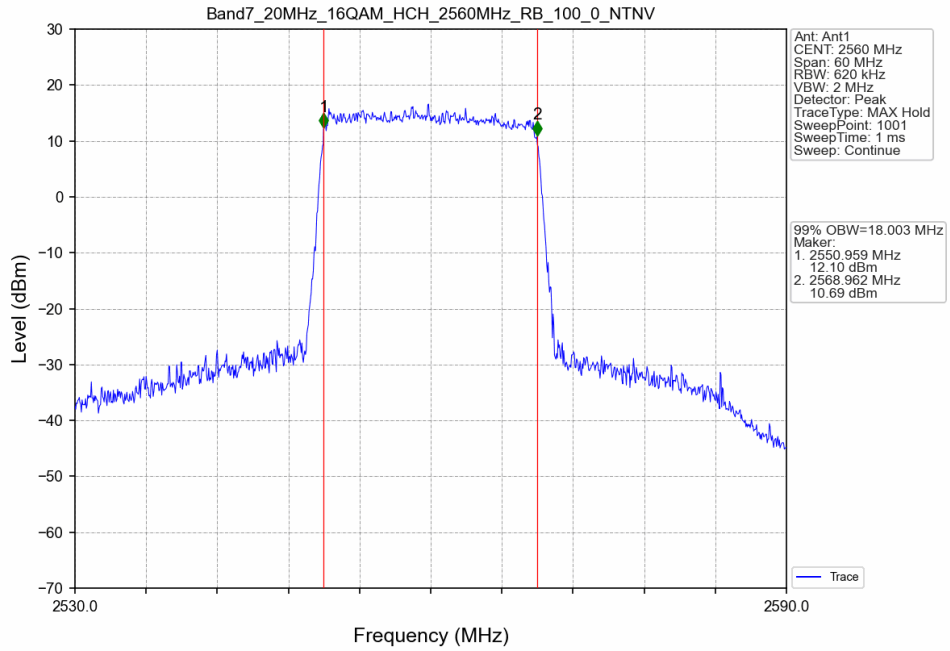

3.2 Band7_XDB

3.2.1 Test Result

Band: 7 / NTNV							
Bandwidth (MHz)	Modulation	Frequency (MHz)	RB Allocation		26dB Bandwidth (MHz)		Verdict
			Size	Offset	Result	Limit	
5	QPSK	2502.5	25	0	5.009	/	Pass
		2535	25	0	4.982	/	Pass
		2567.5	25	0	4.996	/	Pass
	16QAM	2502.5	25	0	5.019	/	Pass
		2535	25	0	5.030	/	Pass
		2567.5	25	0	5.000	/	Pass
10	QPSK	2505	50	0	10.038	/	Pass
		2535	50	0	9.931	/	Pass
		2565	50	0	9.945	/	Pass
	16QAM	2505	50	0	9.928	/	Pass
		2535	50	0	9.882	/	Pass
		2565	50	0	9.891	/	Pass
15	QPSK	2507.5	75	0	14.962	/	Pass
		2535	75	0	14.837	/	Pass
		2562.5	75	0	14.852	/	Pass
	16QAM	2507.5	75	0	14.851	/	Pass
		2535	75	0	14.893	/	Pass
		2562.5	75	0	14.845	/	Pass
20	QPSK	2510	100	0	19.650	/	Pass
		2535	100	0	19.840	/	Pass
		2560	100	0	19.640	/	Pass
	16QAM	2510	100	0	19.676	/	Pass
		2535	100	0	19.639	/	Pass
		2560	100	0	19.542	/	Pass

3.2.2 Test Graph

Band7_5MHz_QPSK_LCH_2502.5MHz_RB_25_0_NTNV

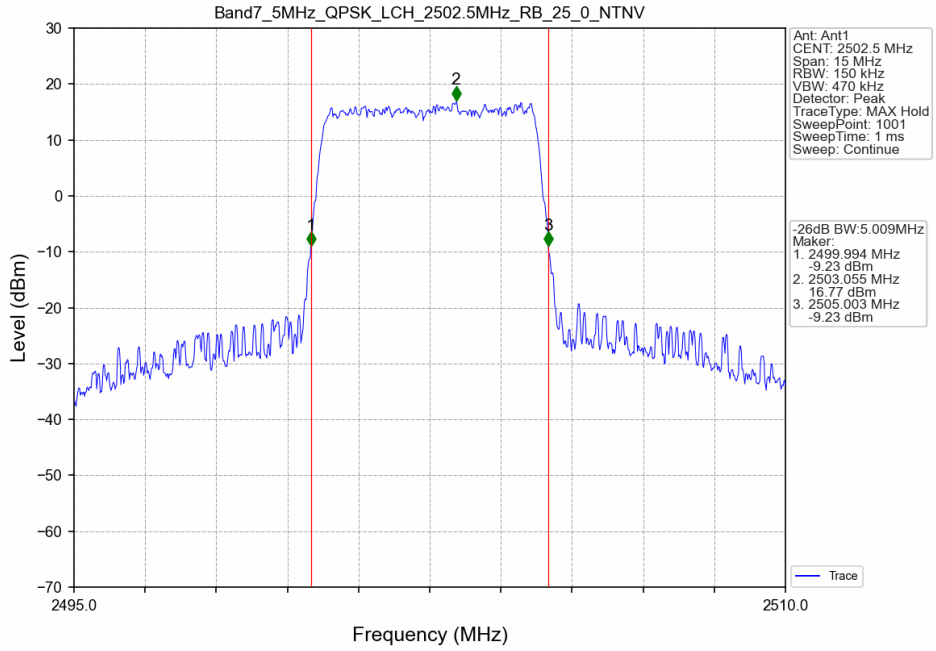

Band7_5MHz_QPSK_MCH_2535MHz_RB_25_0_NTNV

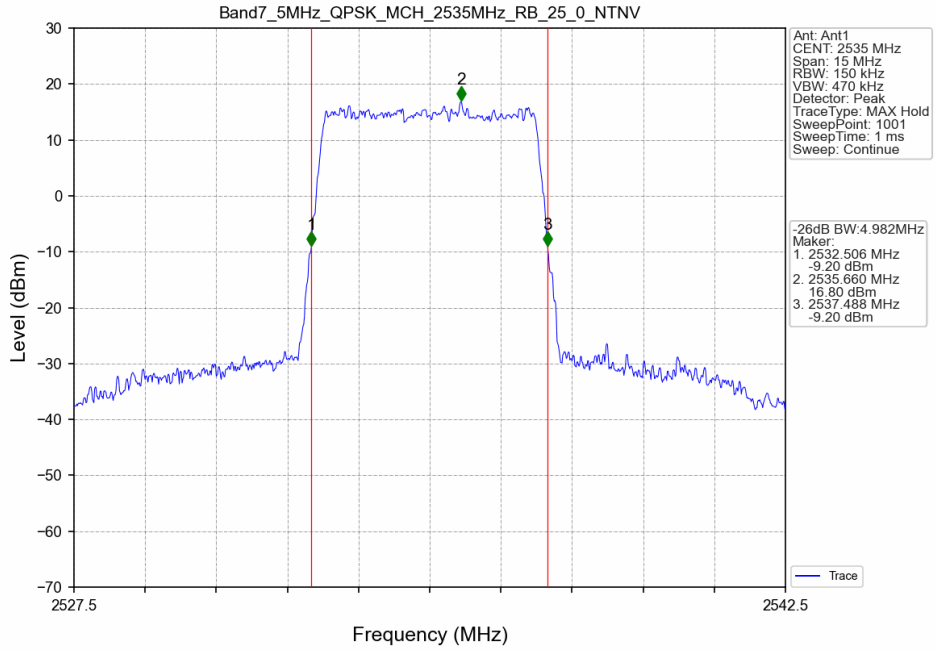

Band7_5MHz_QPSK_HCH_2567.5MHz_RB_25_0_NTNV

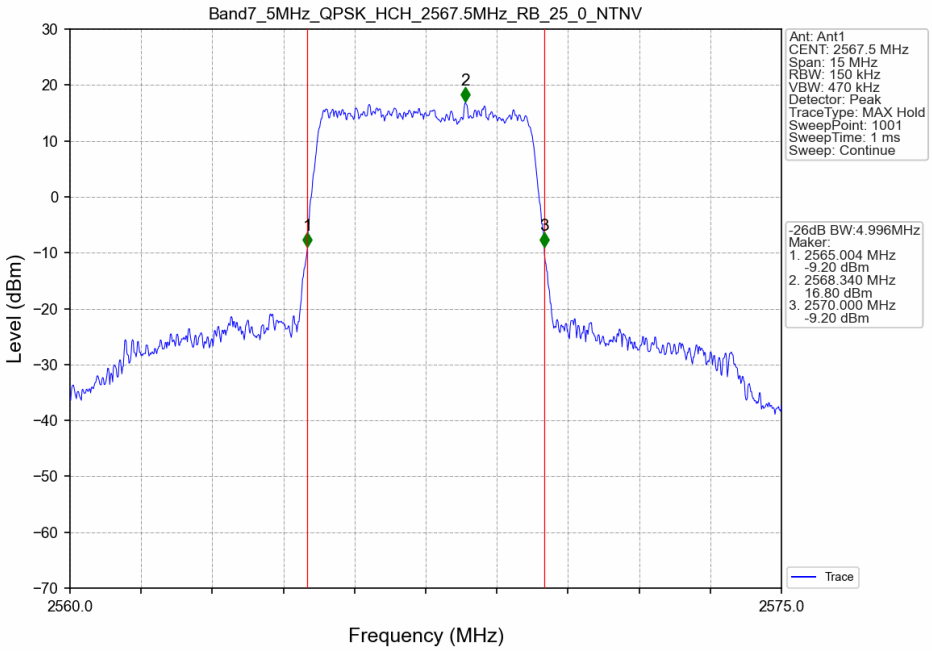

Band7_5MHz_16QAM_LCH_2502.5MHz_RB_25_0_NTNV

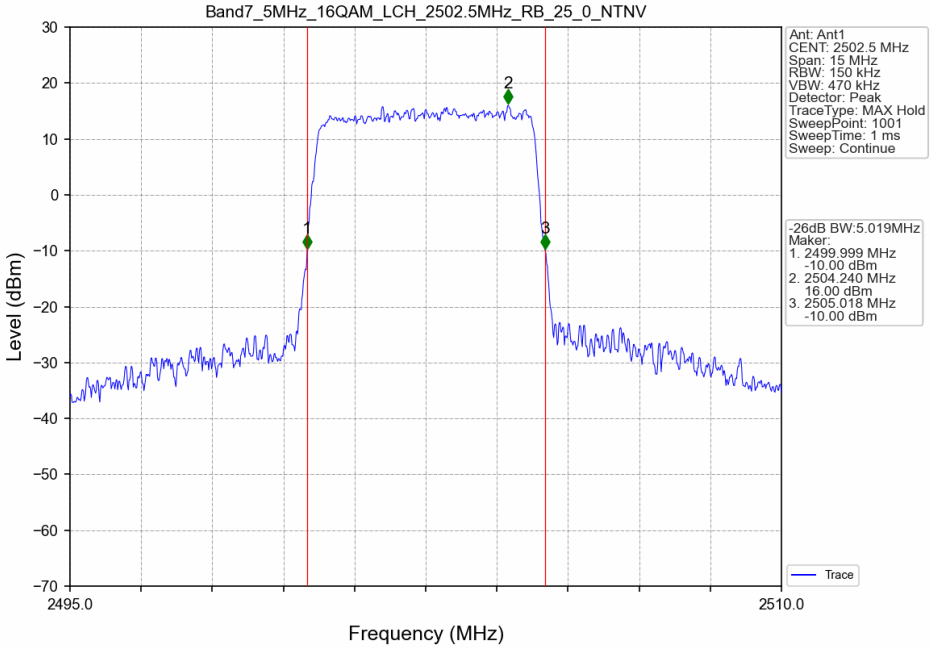

Band7_5MHz_16QAM_MCH_2535MHz_RB_25_0_NTNV

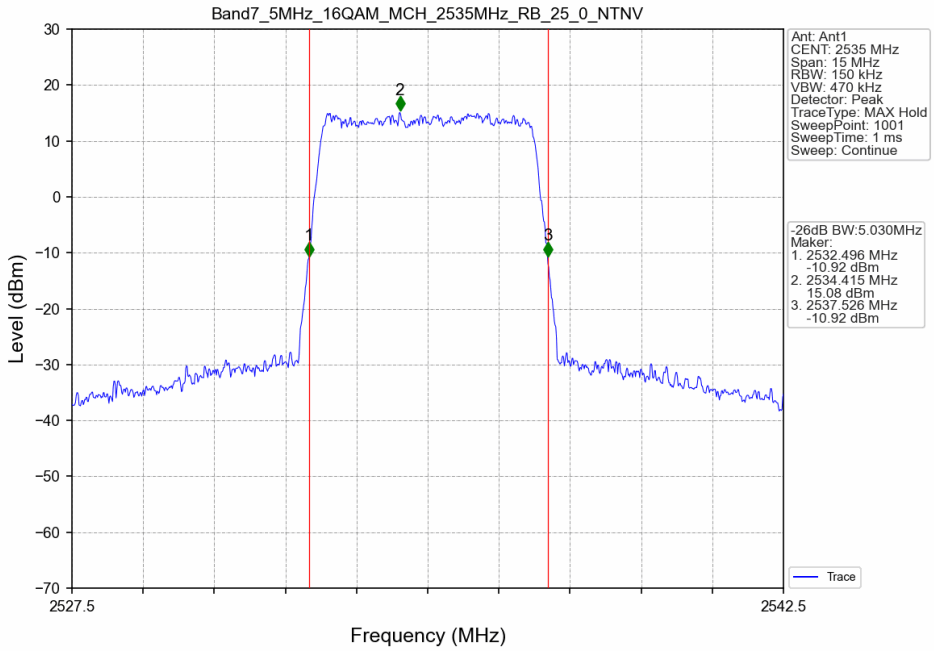

Band7_5MHz_16QAM_HCH_2567.5MHz_RB_25_0_NTNV

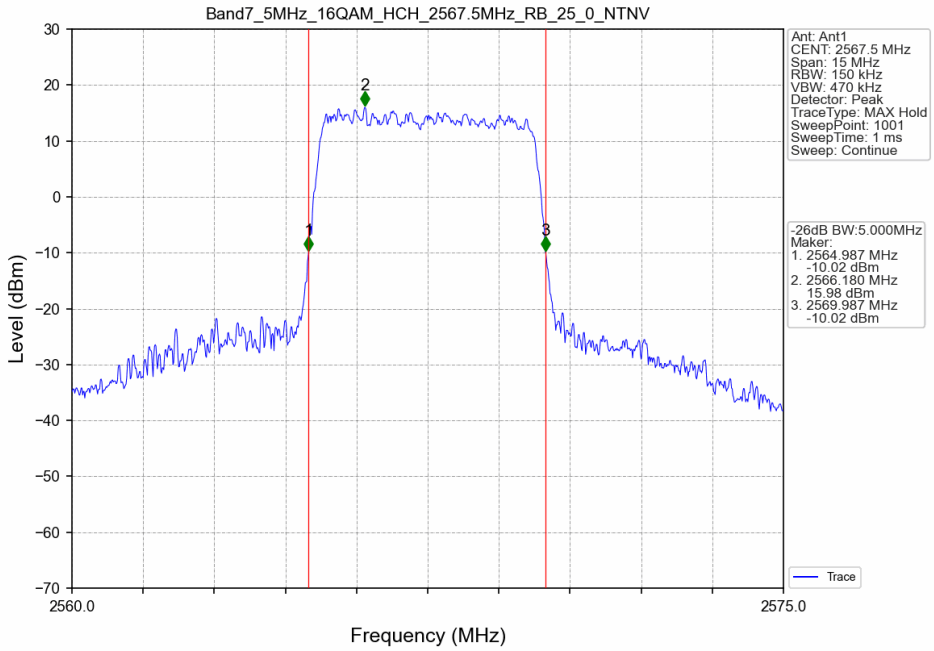

Band7_10MHz_QPSK_LCH_2505MHz_RB_50_0_NTNV

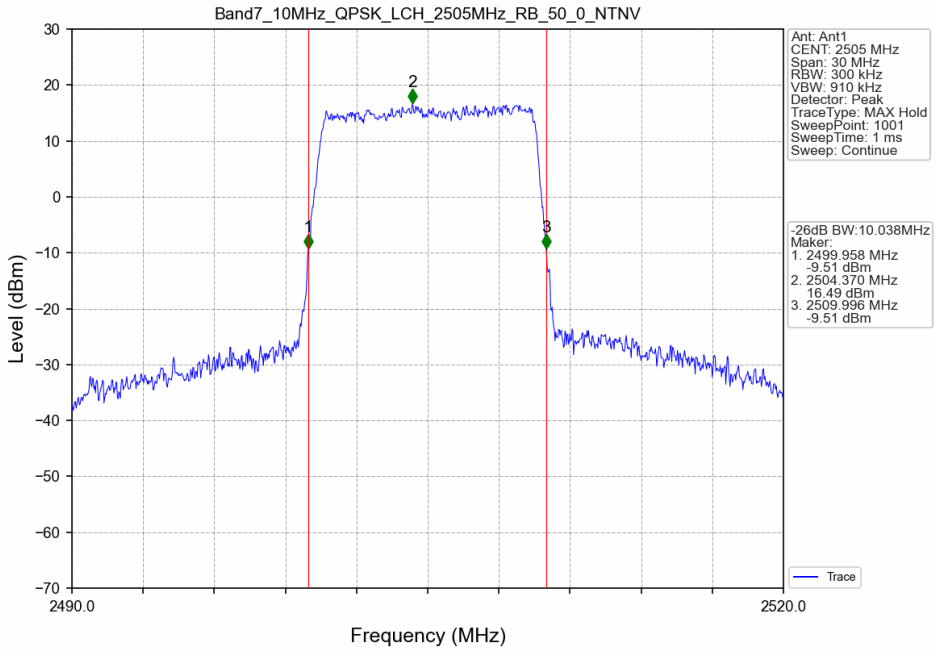

Band7_10MHz_QPSK_MCH_2535MHz_RB_50_0_NTNV

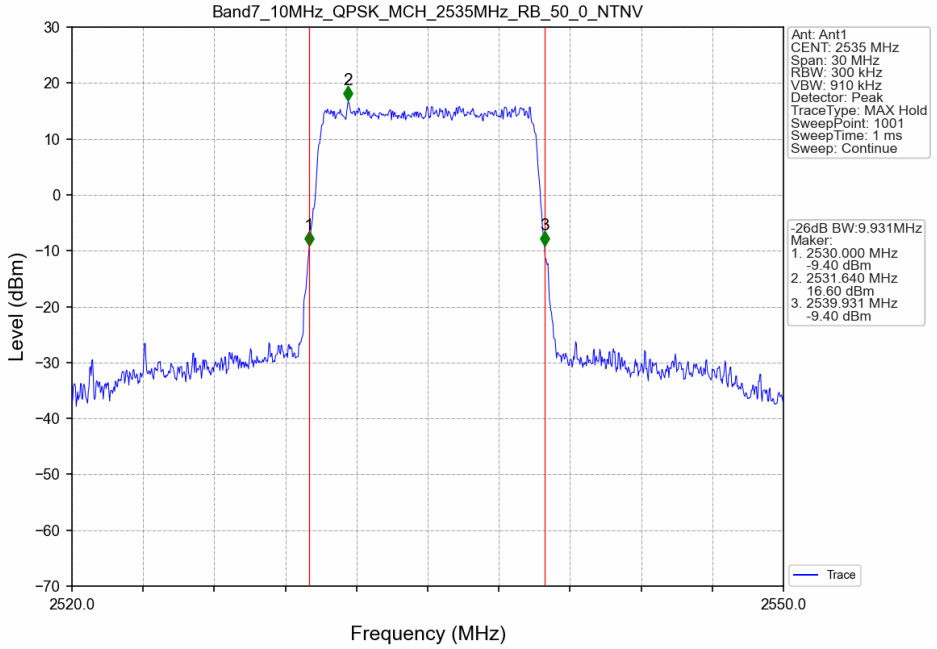

Band7_10MHz_QPSK_HCH_2565MHz_RB_50_0_NTNV

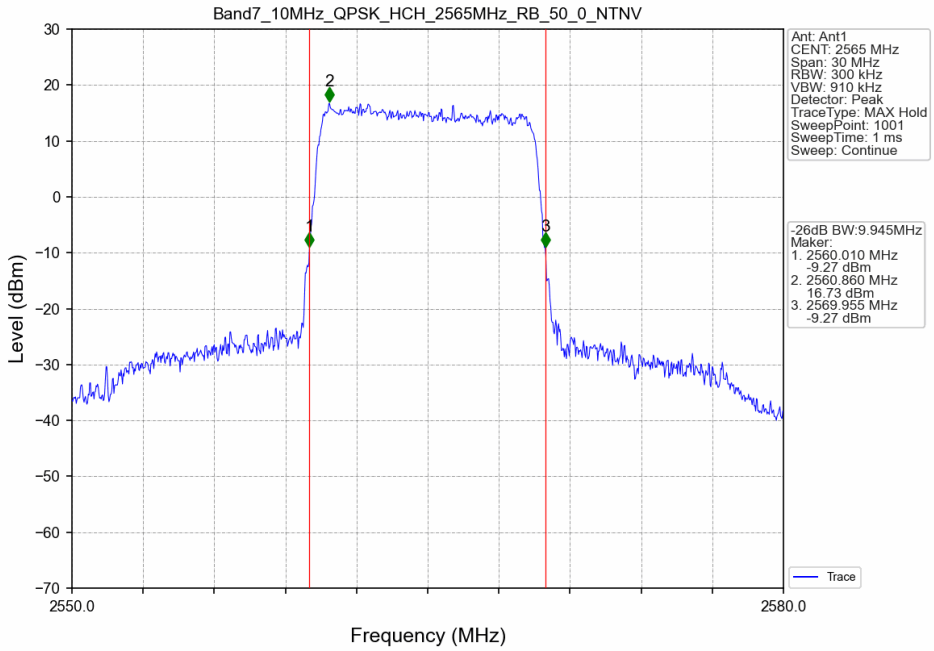

Band7_10MHz_16QAM_LCH_2505MHz_RB_50_0_NTNV

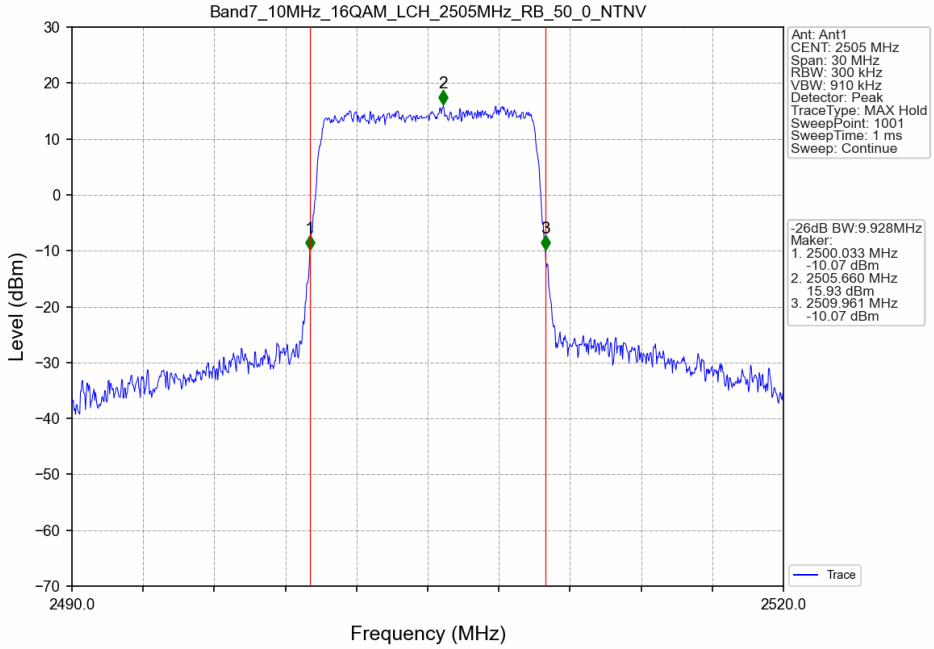

Band7_10MHz_16QAM_MCH_2535MHz_RB_50_0_NTNV

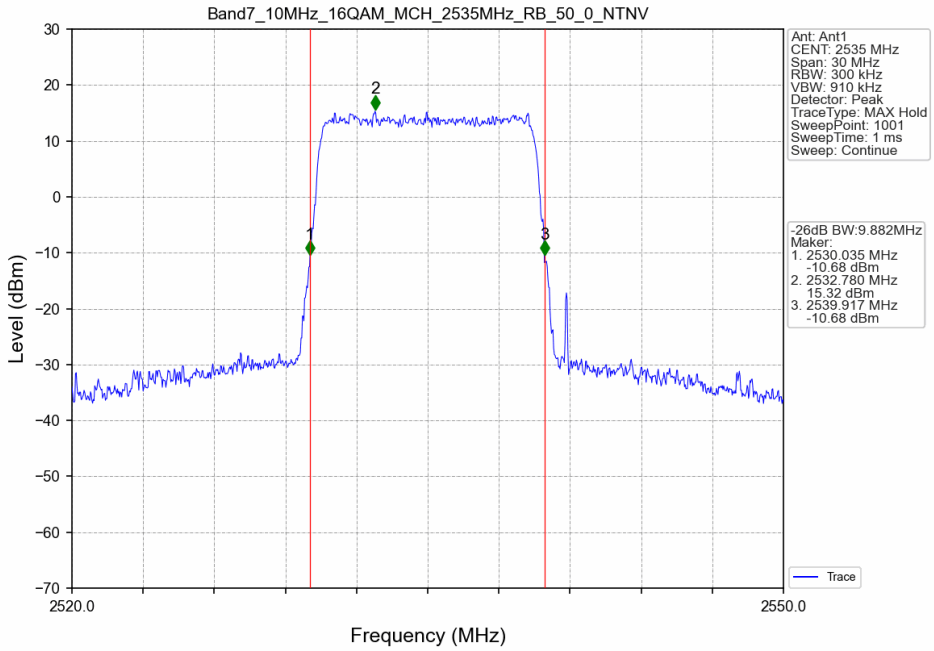

Band7_10MHz_16QAM_HCH_2565MHz_RB_50_0_NTNV

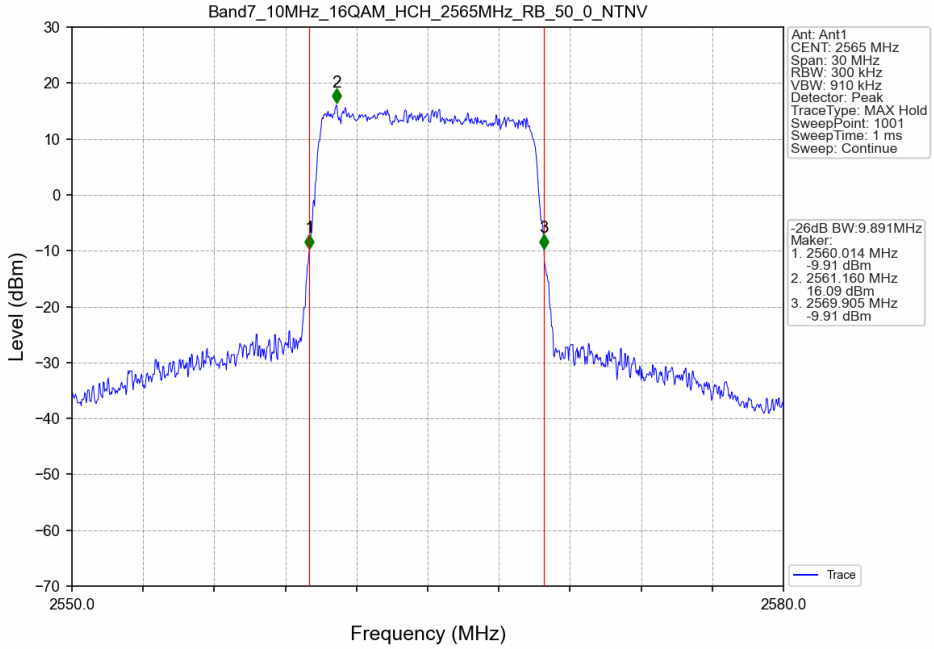

Band7_15MHz_QPSK_LCH_2507.5MHz_RB_75_0_NTNV

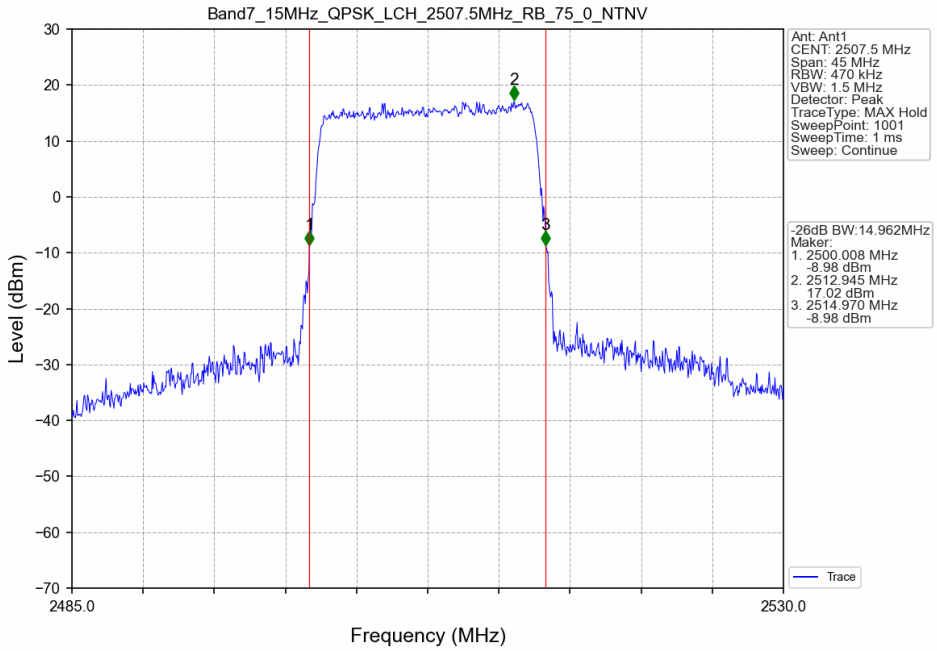

Band7_15MHz_QPSK_MCH_2535MHz_RB_75_0_NTNV

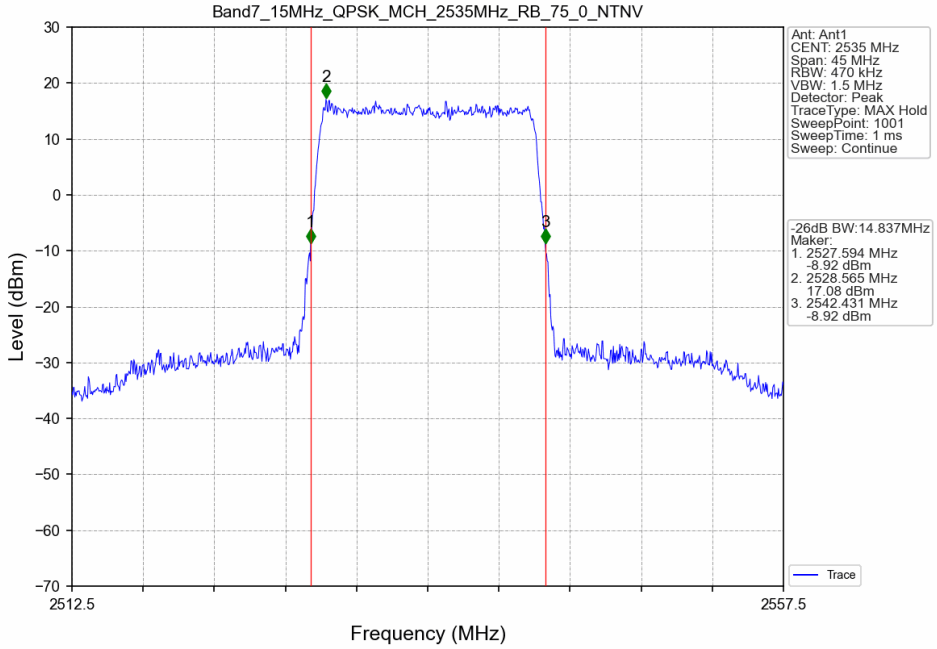

Band7_15MHz_QPSK_HCH_2562.5MHz_RB_75_0_NTNV

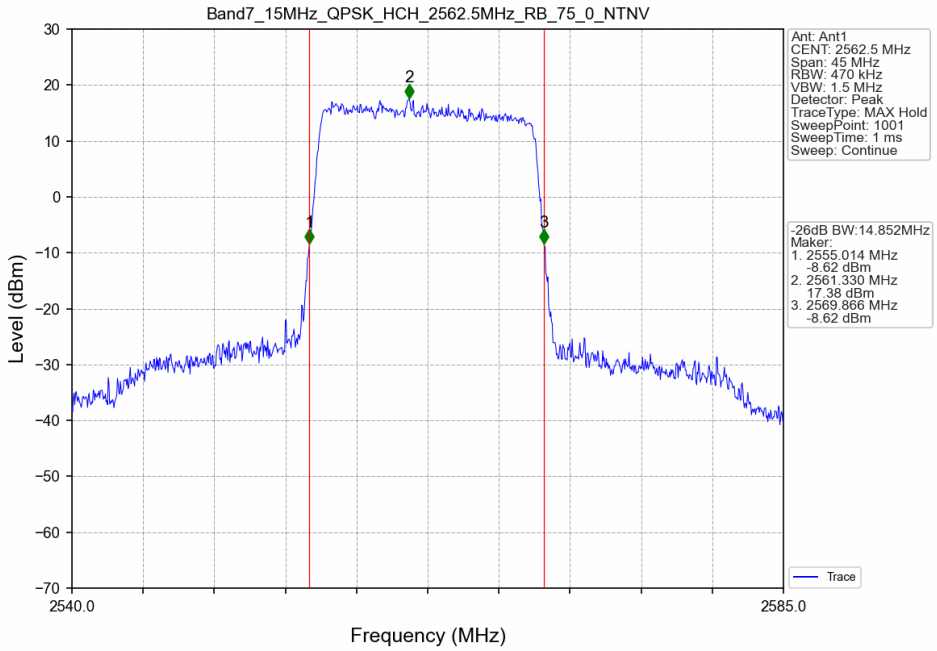

Band7_15MHz_16QAM_LCH_2507.5MHz_RB_75_0_NTNV

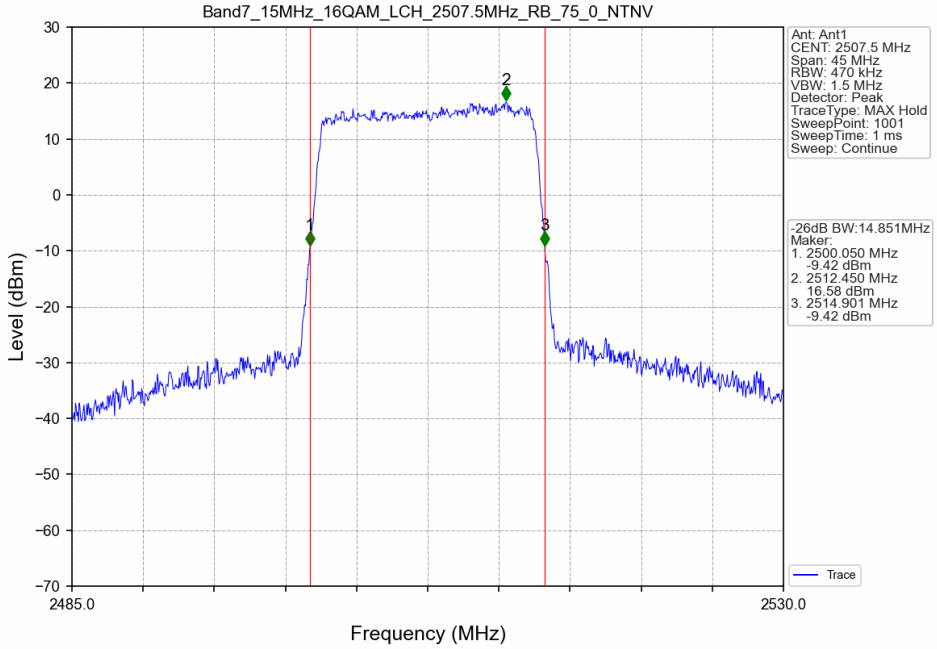

Band7_15MHz_16QAM_MCH_2535MHz_RB_75_0_NTNV

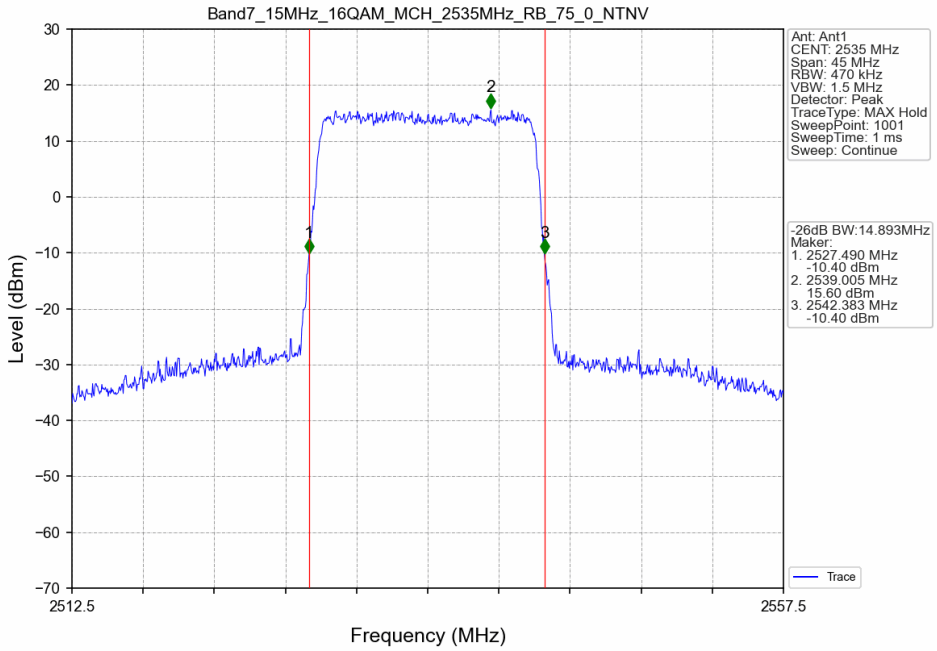

Band7_15MHz_16QAM_HCH_2562.5MHz_RB_75_0_NTNV

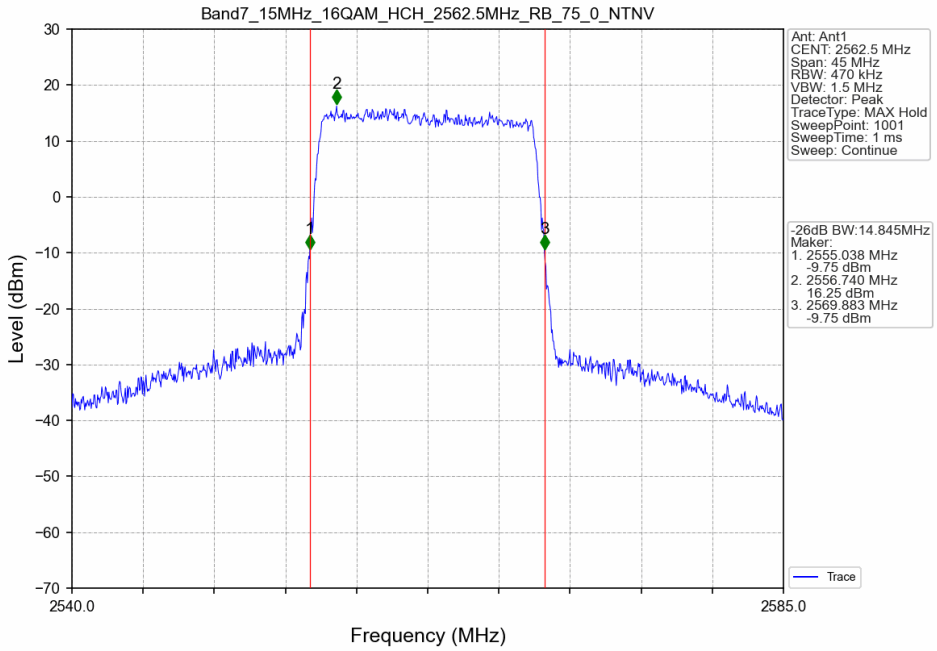

Band7_20MHz_QPSK_LCH_2510MHz_RB_100_0_NTNV

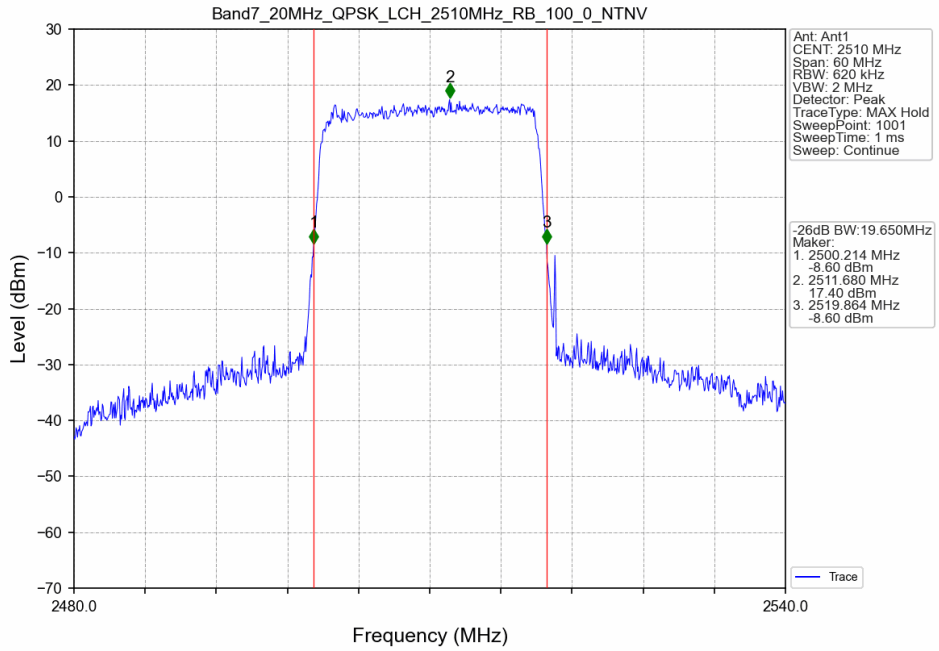

Band7_20MHz_QPSK_MCH_2535MHz_RB_100_0_NTNV

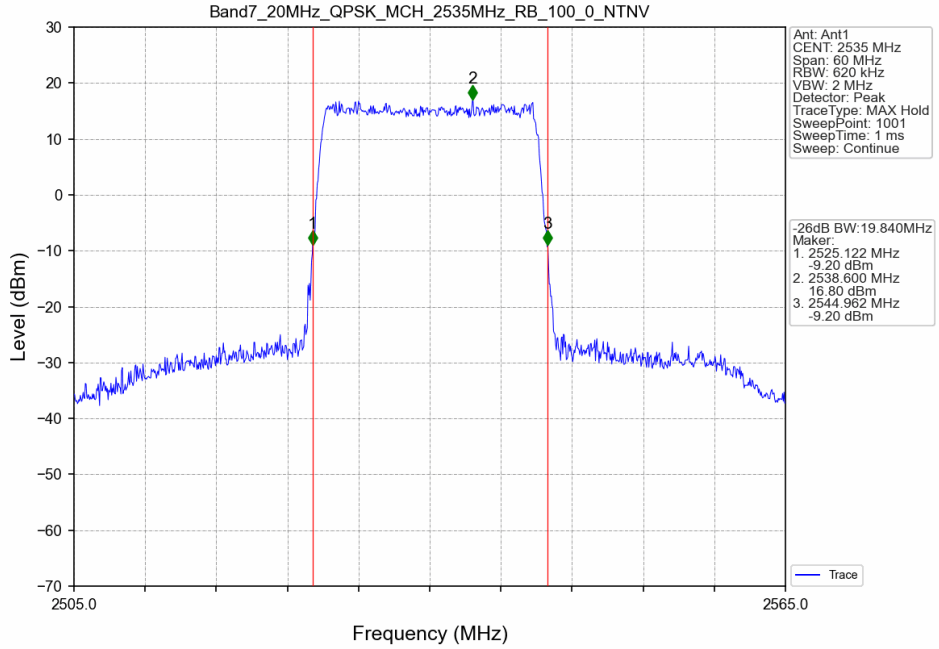

Band7_20MHz_QPSK_HCH_2560MHz_RB_100_0_NTNV

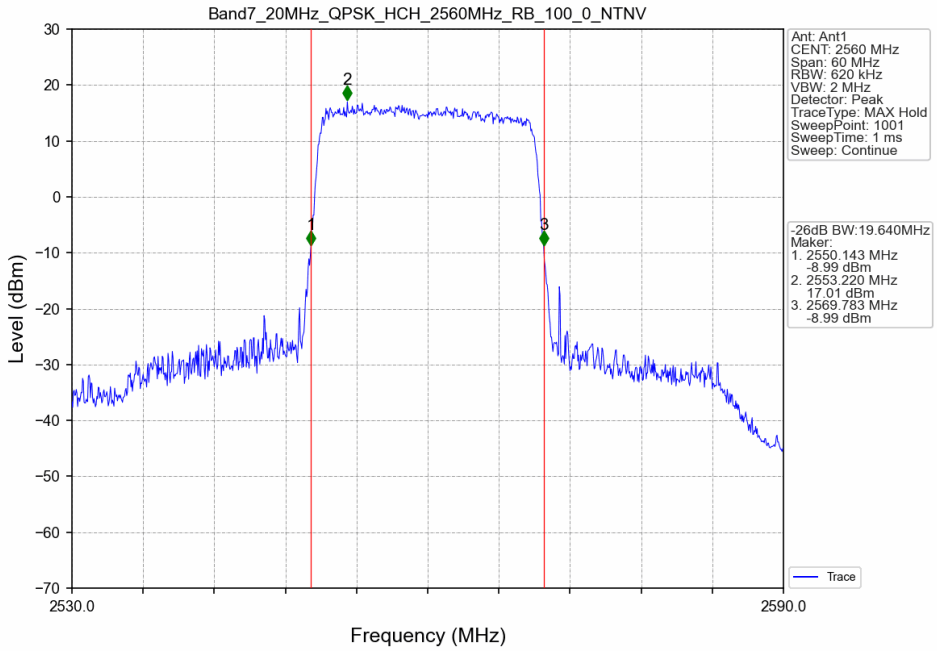

Band7_20MHz_16QAM_LCH_2510MHz_RB_100_0_NTNV

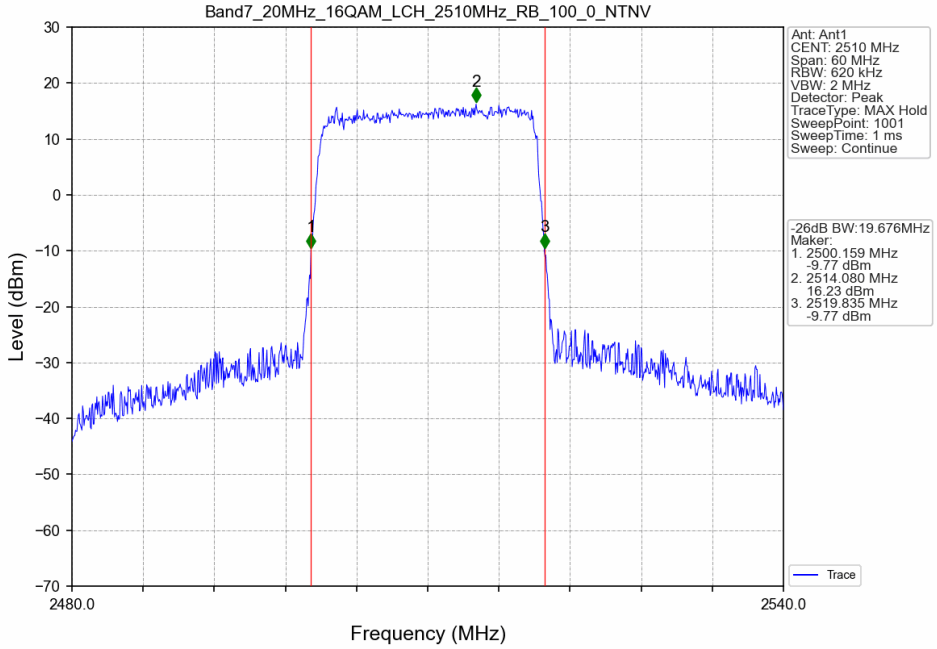

Band7_20MHz_16QAM_MCH_2535MHz_RB_100_0_NTNV

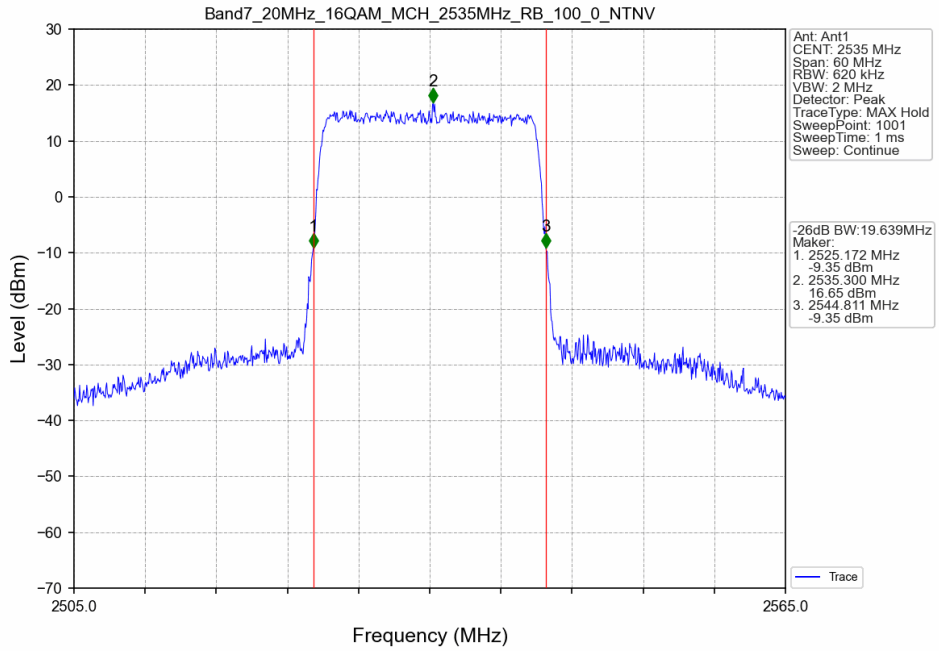

Band7_20MHz_16QAM_HCH_2560MHz_RB_100_0_NTNV

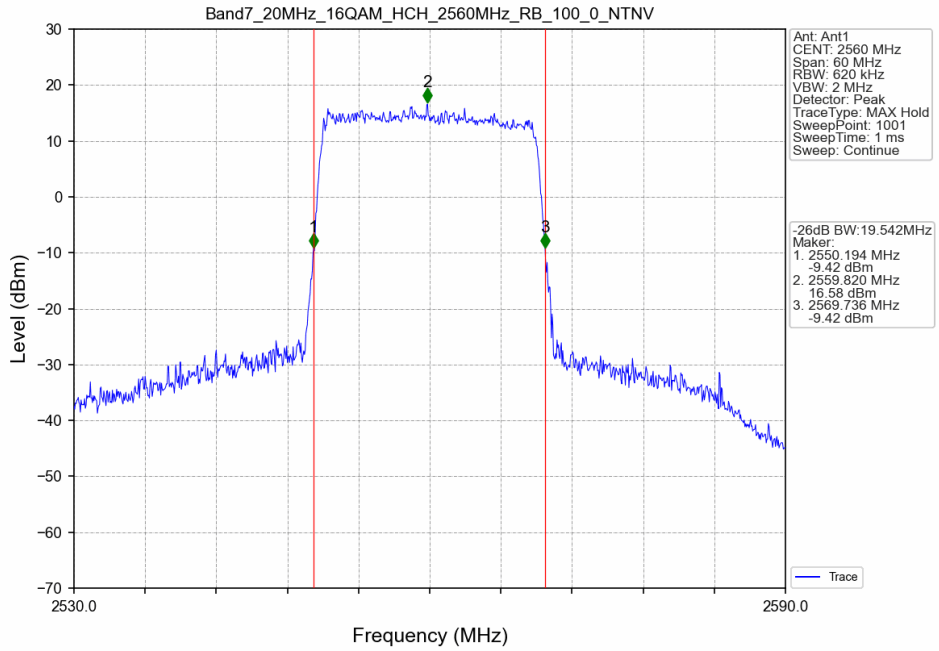

4. Peak-Average Ratio

4.1 B7_20MHz

4.1.1 Test Result

Band: 7 / Bandwidth: 20MHz / NTNV						
Modulation	Frequency (MHz)	RB Allocation		Peak-Average Ratio (dB)		Verdict
		Size	Offset	Result	Limit	
QPSK	2510	100	0	5.57	<=13	Pass
	2535	100	0	5.67	<=13	Pass
	2560	100	0	5.50	<=13	Pass
16QAM	2510	100	0	6.35	<=13	Pass
	2535	100	0	6.42	<=13	Pass
	2560	100	0	6.26	<=13	Pass

4.1.2 Test Graph

Band7_20MHz_QPSK_LCH_2510MHz_RB_100_0_NTNV

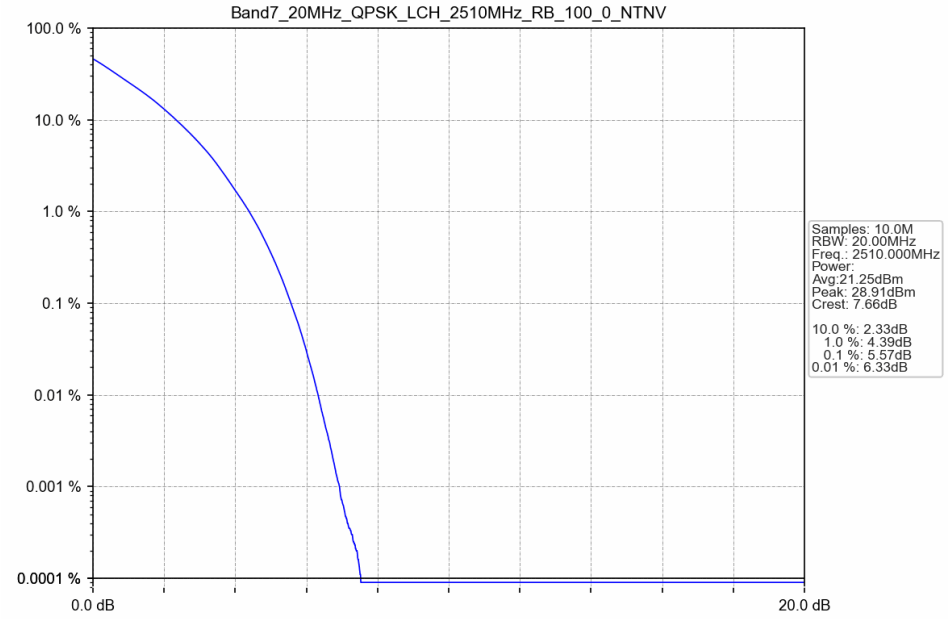

Band7_20MHz_QPSK_MCH_2535MHz_RB_100_0_NTNV

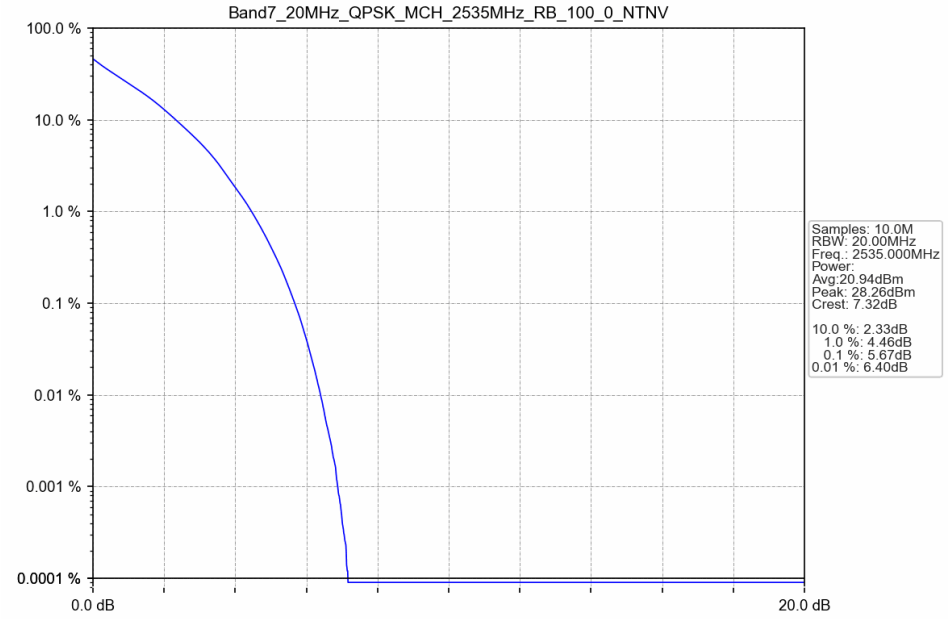

Band7_20MHz_QPSK_HCH_2560MHz_RB_100_0_NTNV

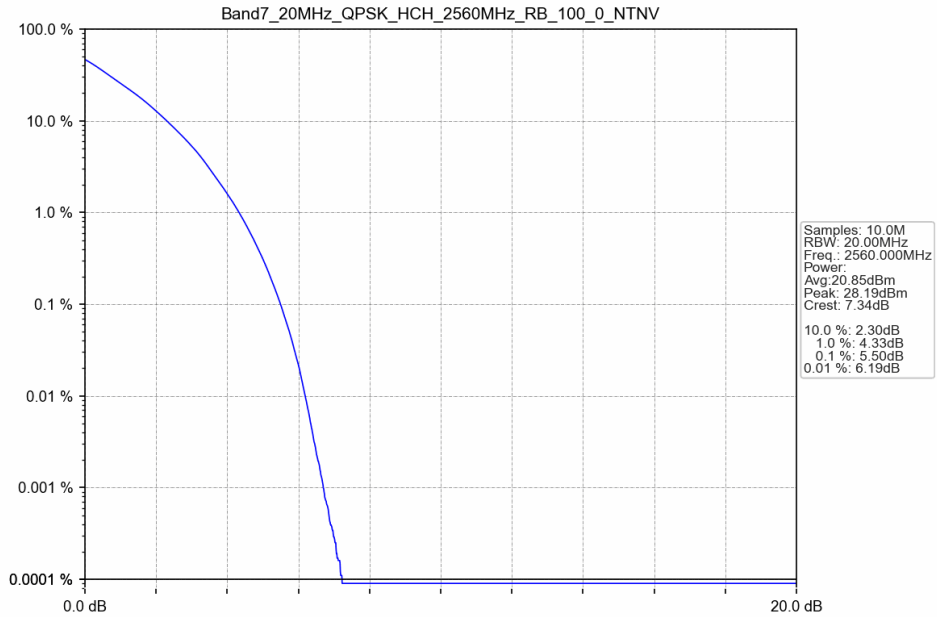

Band7_20MHz_16QAM_LCH_2510MHz_RB_100_0_NTNV

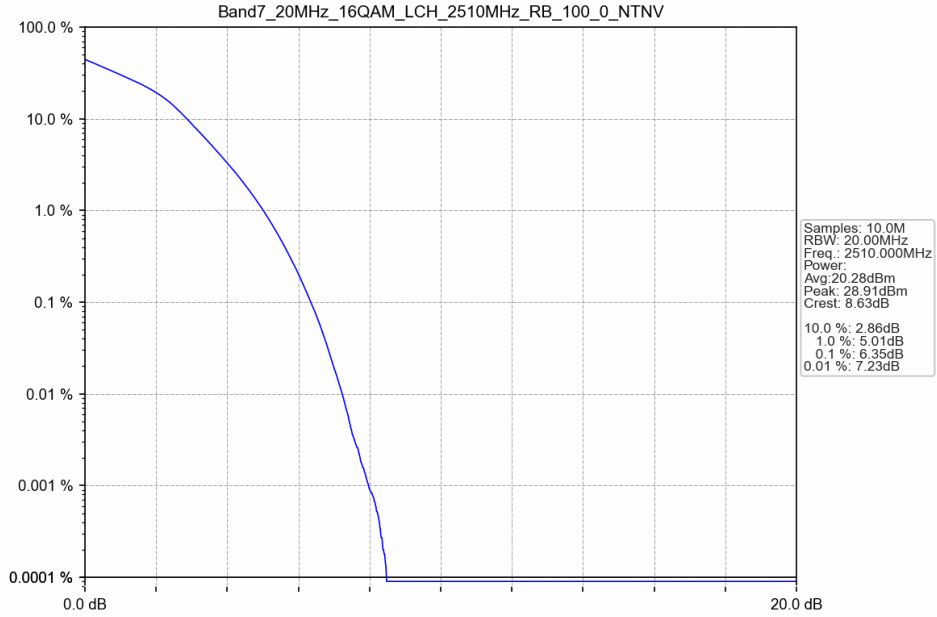

Band7_20MHz_16QAM_MCH_2535MHz_RB_100_0_NTNV

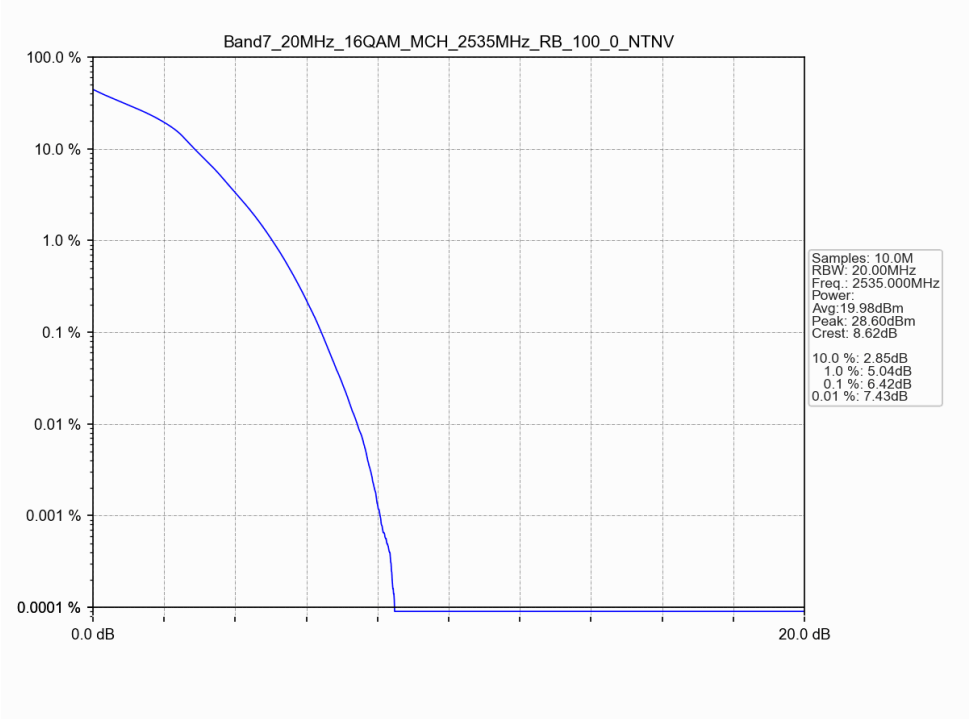

Band7_20MHz_16QAM_HCH_2560MHz_RB_100_0_NTNV

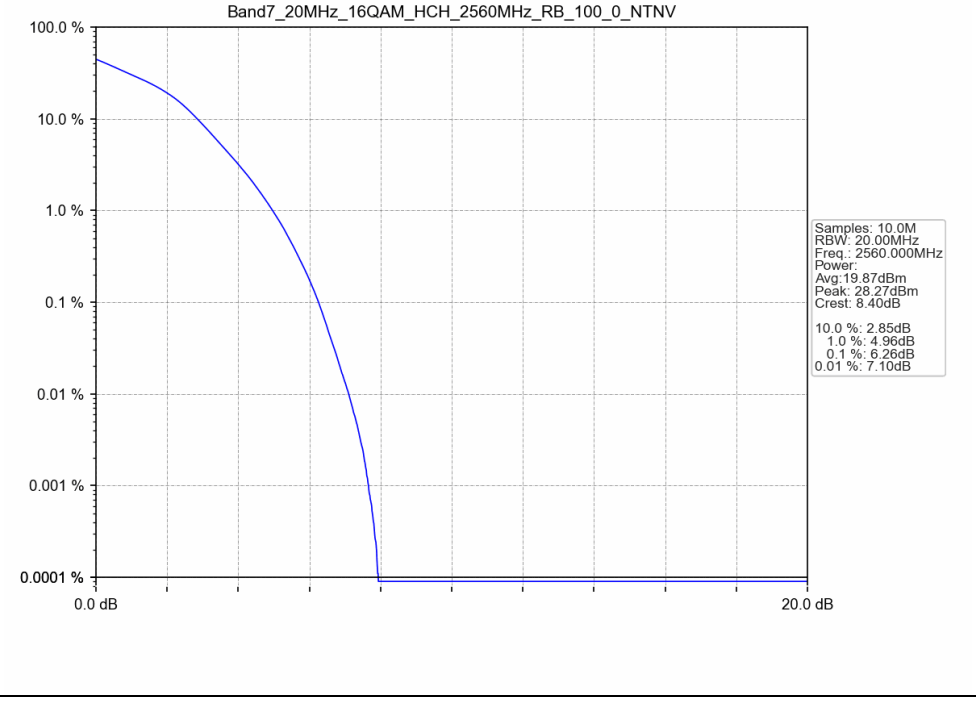

5. Spurious Emission

5.1 B7_5MHz

5.1.1 Test Result

Band: 7 / Bandwidth: 5MHz / NTNV						
Modulation	Frequency (MHz)	RB Allocation		Spurious Emission		Verdict
		Size	Offset	Result	Limit	
QPSK	2502.5	1	0	Refer To Test Graph		Pass
		25	0	Refer To Test Graph		Pass
	2535	1	0	Refer To Test Graph		Pass
	2567.5	1	0	Refer To Test Graph		Pass
			24	Refer To Test Graph		Pass
		25	0	Refer To Test Graph		Pass

5.1.2 Test Graph

Band7_5MHz_QPSK_LCH_2502.5MHz_RB_1_0_NTNV

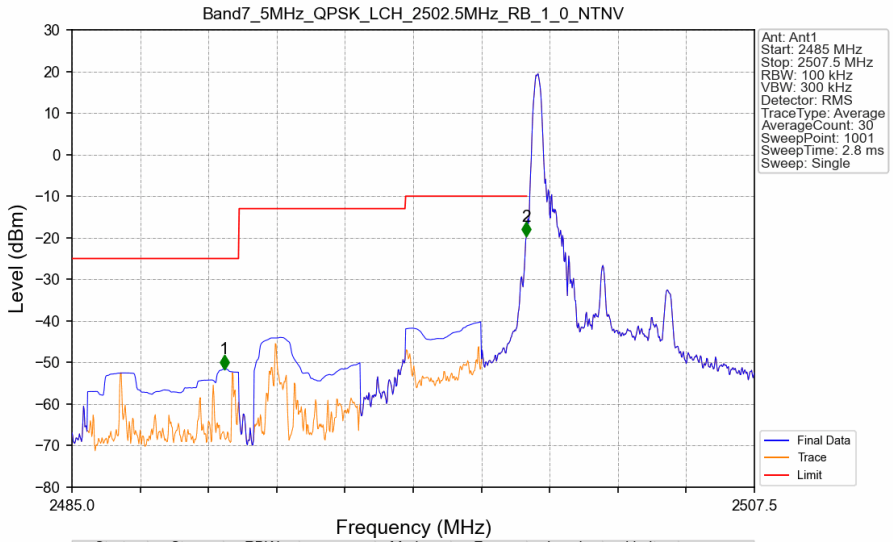

Start (MHz)	Stop (MHz)	RBW (MHz)	Method	Marker No.	Freq (MHz)	Level (dBm)	Limit (dBm)	Result
2485	2499	1	CHP	1	2490.017	-51.61	-25	Pass
2499	2500	0.1	/	2	2499.985	-19.72	-10	Pass
2500	2507.5	0.1	/	/	/	/	/	/

Band7_5MHz_QPSK_LCH_2502.5MHz_RB_1_0_NTNV

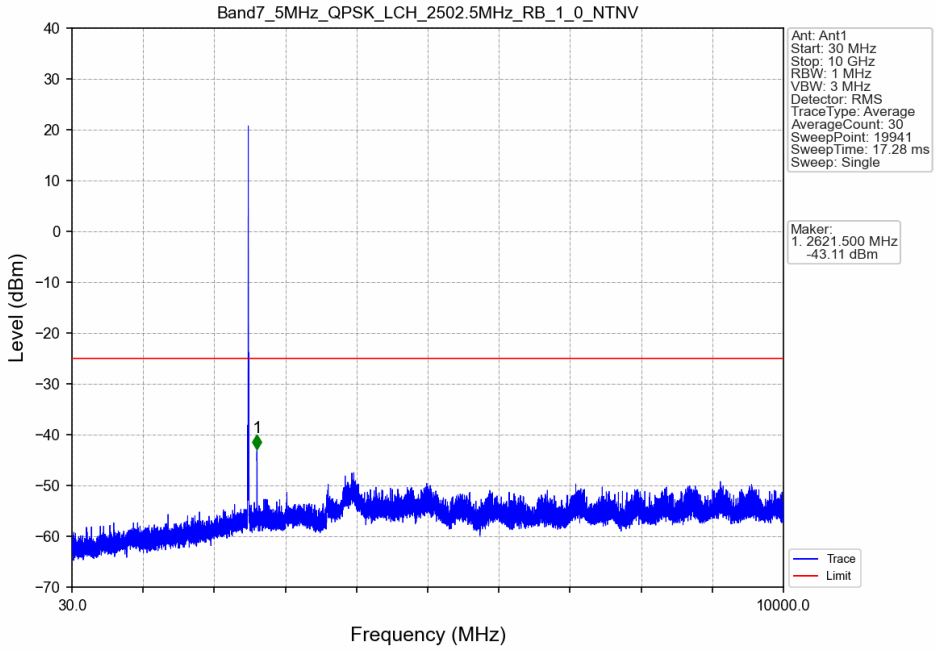

Band7_5MHz_QPSK_LCH_2502.5MHz_RB_1_0_NTNV

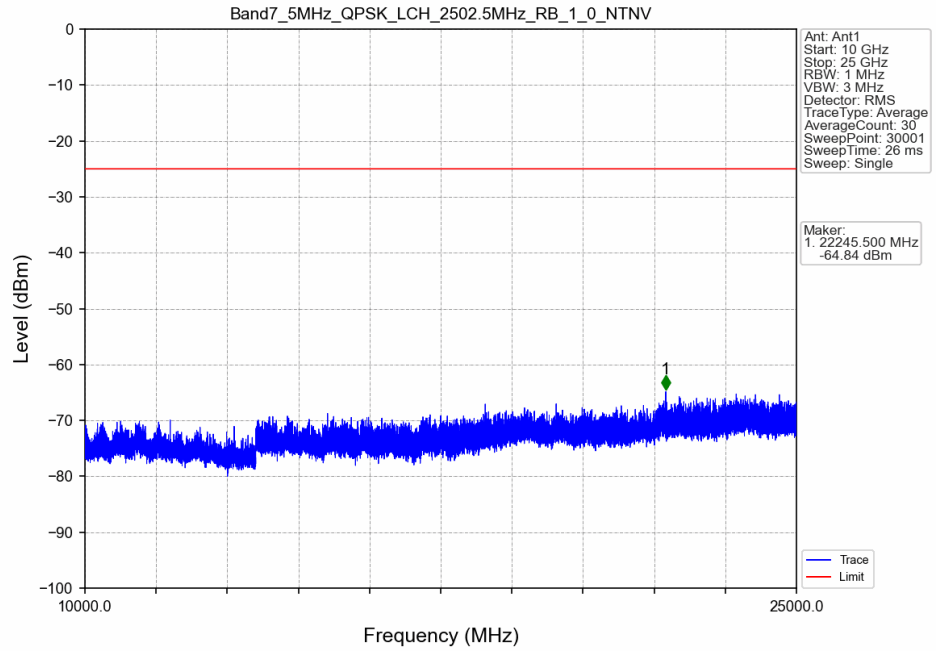

Band7_5MHz_QPSK_LCH_2502.5MHz_RB_1_0_NTNV

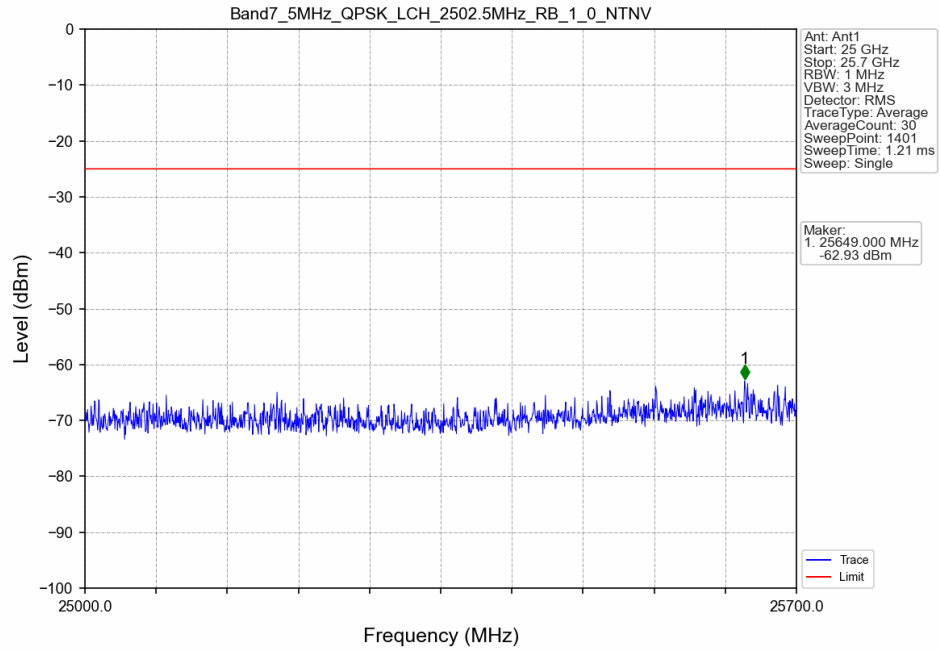

Band7_5MHz_QPSK_LCH_2502.5MHz_RB_25_0_NTNV

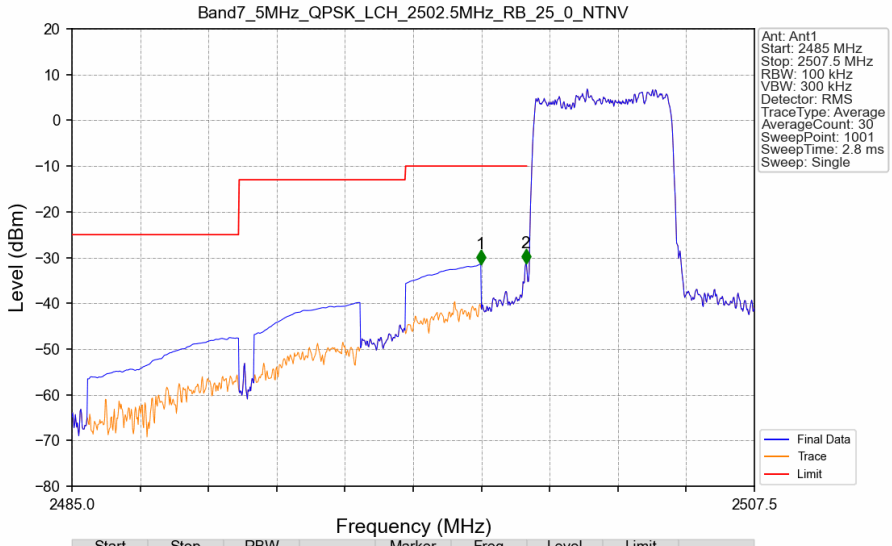

Start (MHz)	Stop (MHz)	RBW (MHz)	Method	Marker No.	Freq (MHz)	Level (dBm)	Limit (dBm)	Result
2485	2499	1	CHP	1	2498.477	-31.41	-10	Pass
2499	2500	0.1	/	2	2499.963	-31.25	-10	Pass
2500	2507.5	0.1	/	/	/	/	/	/

Band7_5MHz_QPSK_MCH_2535MHz_RB_1_0_NTNV

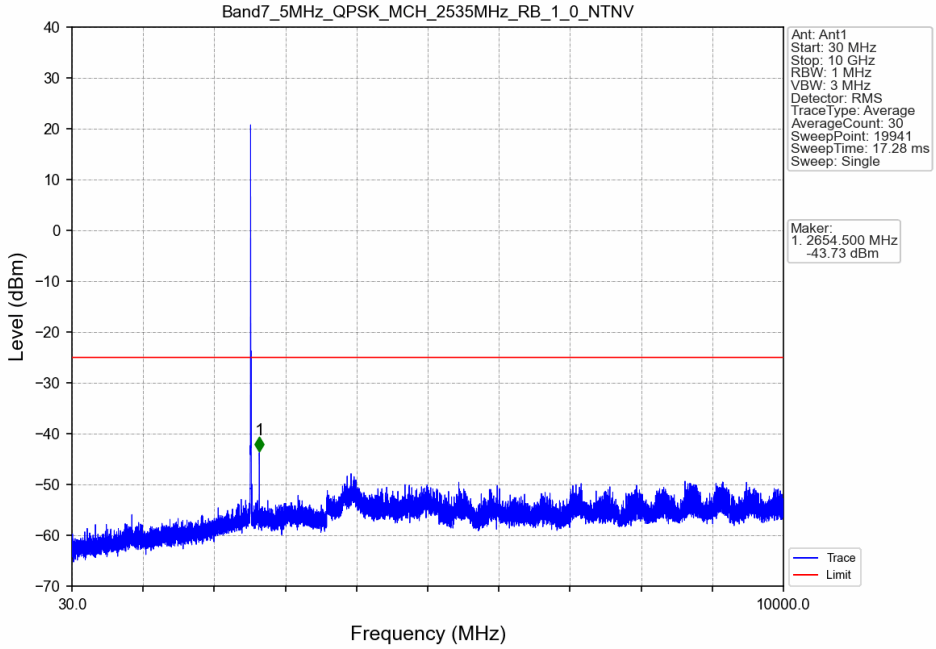

Band7_5MHz_QPSK_MCH_2535MHz_RB_1_0_NTNV

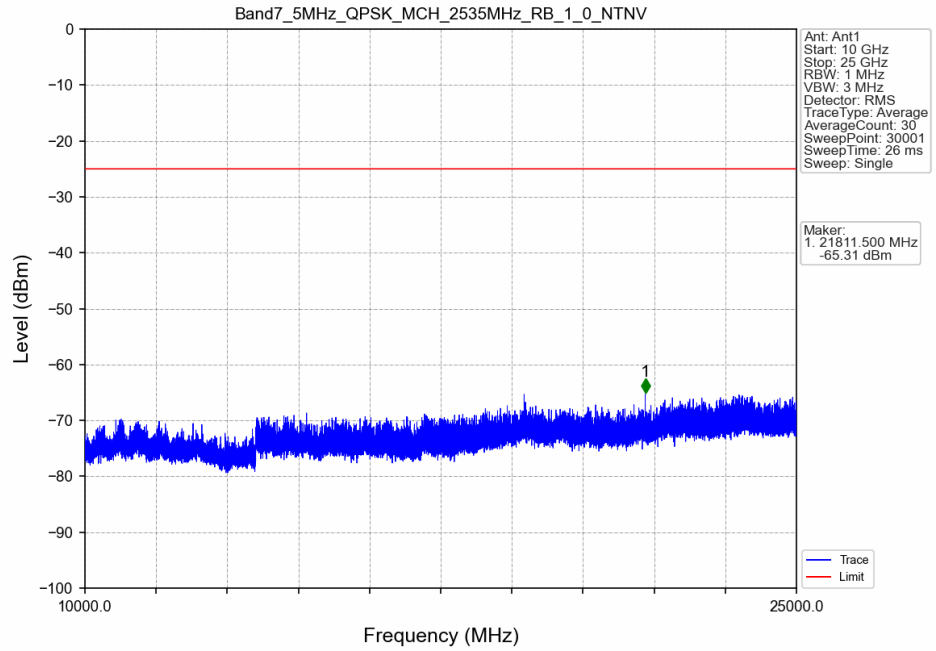

Band7_5MHz_QPSK_MCH_2535MHz_RB_1_0_NTNV

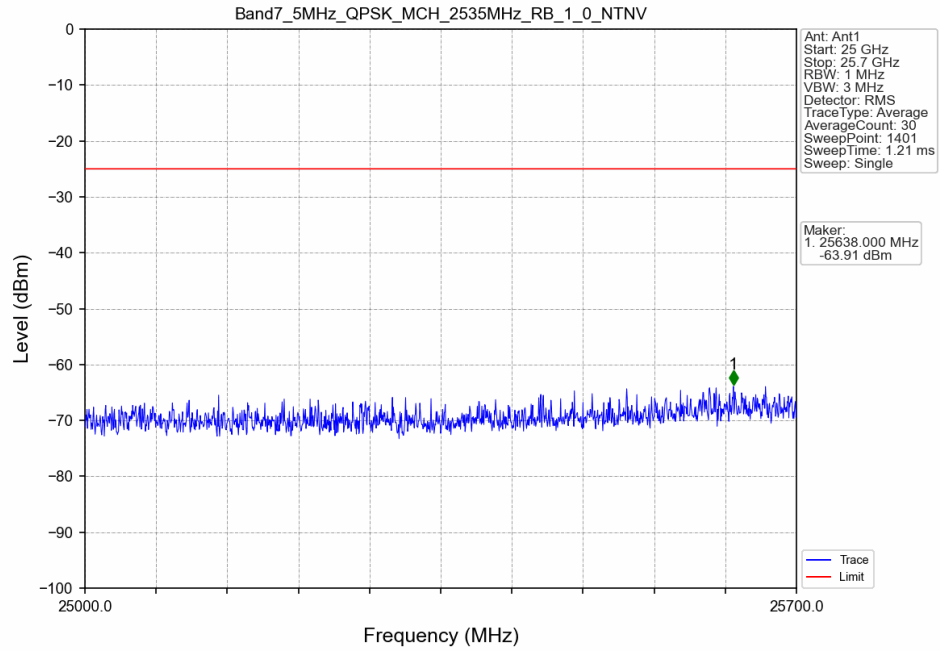

Band7_5MHz_QPSK_HCH_2567.5MHz_RB_1_0_NTNV

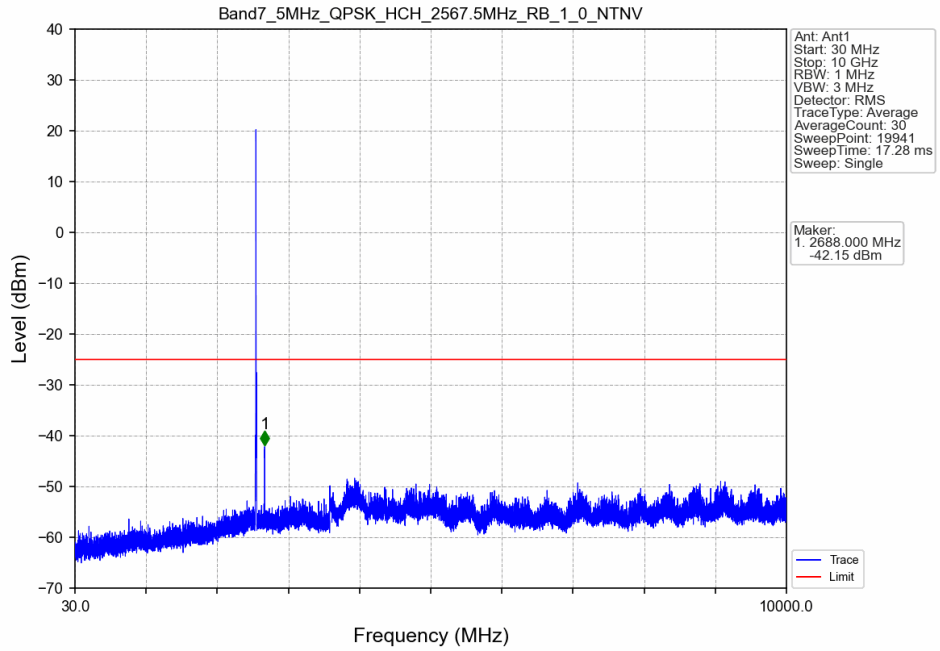

Band7_5MHz_QPSK_HCH_2567.5MHz_RB_1_0_NTNV

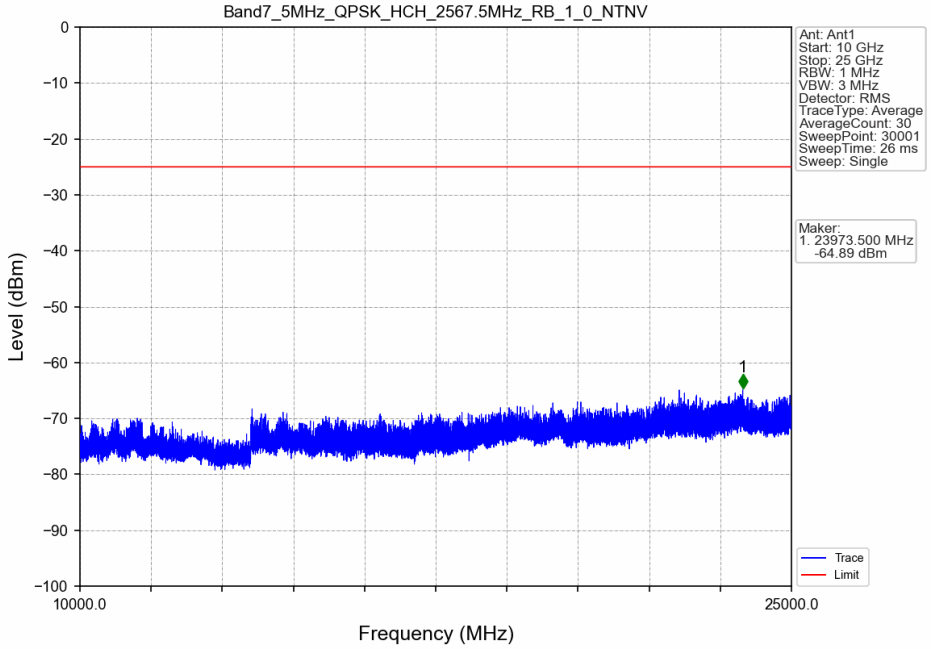

Band7_5MHz_QPSK_HCH_2567.5MHz_RB_1_0_NTNV

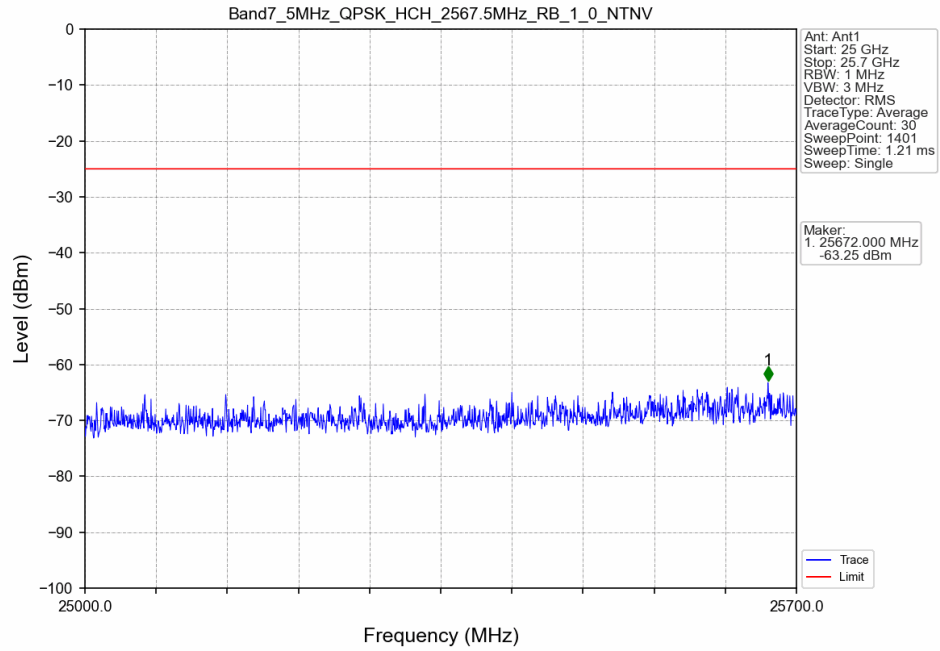

Band7_5MHz_QPSK_HCH_2567.5MHz_RB_1_24_NTNV

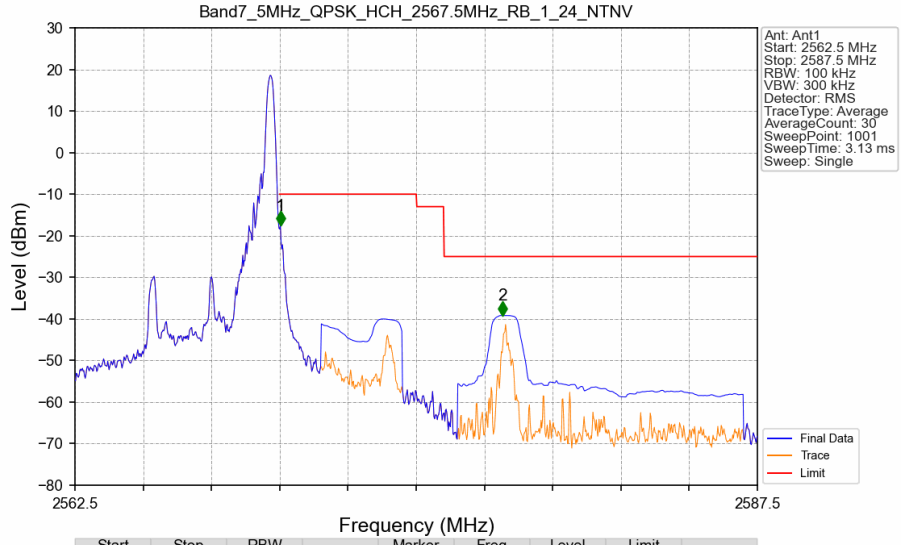

Start (MHz)	Stop (MHz)	RBW (MHz)	Method	Marker No.	Freq (MHz)	Level (dBm)	Limit (dBm)	Result
2562.5	2570	0.1	/	/	/	/	/	/
2570	2571	0.1	/	1	2570.025	-17.60	-10	Pass
2571	2587.5	1	CHP	2	2578.175	-39.18	-25	Pass

Band7_5MHz_QPSK_HCH_2567.5MHz_RB_25_0_NTNV

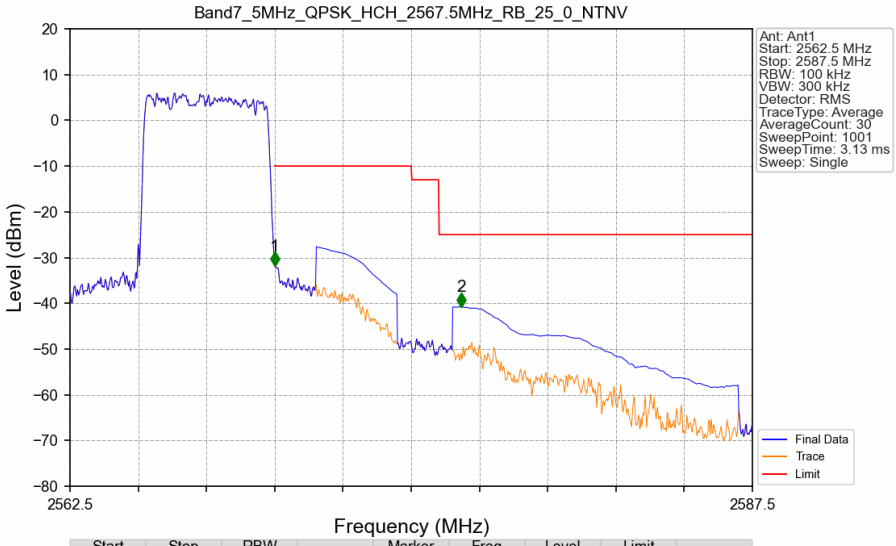

Start (MHz)	Stop (MHz)	RBW (MHz)	Method	Marker No.	Freq (MHz)	Level (dBm)	Limit (dBm)	Result
2562.5	2570	0.1	/	/	/	/	/	/
2570	2571	0.1	/	1	2570.000	-31.89	-10	Pass
2571	2587.5	1	CHP	2	2576.825	-40.76	-25	Pass

5.2 B7_10MHz

5.2.1 Test Result

Band: 7 / Bandwidth: 10MHz / NTNV						
Modulation	Frequency (MHz)	RB Allocation		Spurious Emission		Verdict
		Size	Offset	Result	Limit	
QPSK	2505	1	0	Refer To Test Graph		Pass
		50	0	Refer To Test Graph		Pass
	2535	1	0	Refer To Test Graph		Pass
	2565	1	0	Refer To Test Graph		Pass
			49	Refer To Test Graph		Pass
		50	0	Refer To Test Graph		Pass

5.2.2 Test Graph

Band7_10MHz_QPSK_LCH_2505MHz_RB_1_0_NTNV

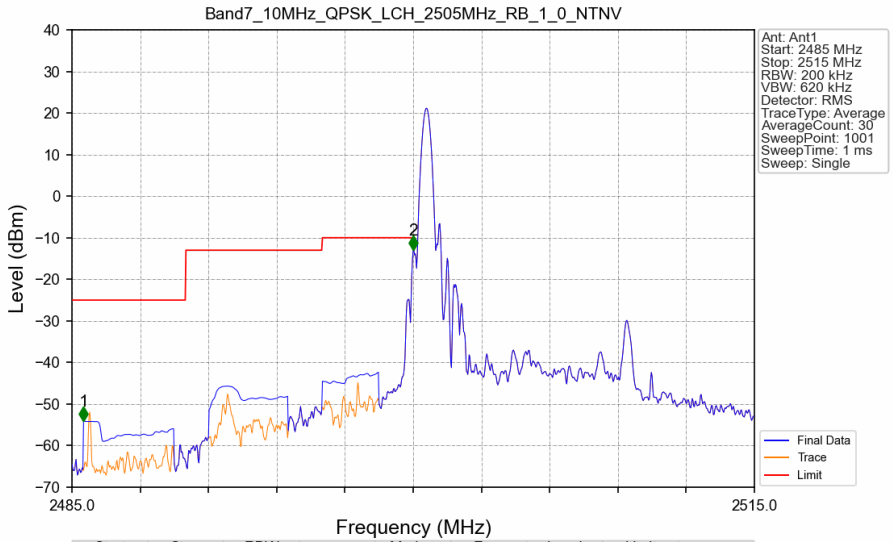

Start (MHz)	Stop (MHz)	RBW (MHz)	Method	Marker No.	Freq (MHz)	Level (dBm)	Limit (dBm)	Result
2485	2499	1	CHP	1	2485.510	-54.15	-25	Pass
2499	2500	0.2	/	2	2500.000	-12.99	-10	Pass
2500	2515	0.2	/	/	/	/	/	/

Band7_10MHz_QPSK_LCH_2505MHz_RB_1_0_NTNV

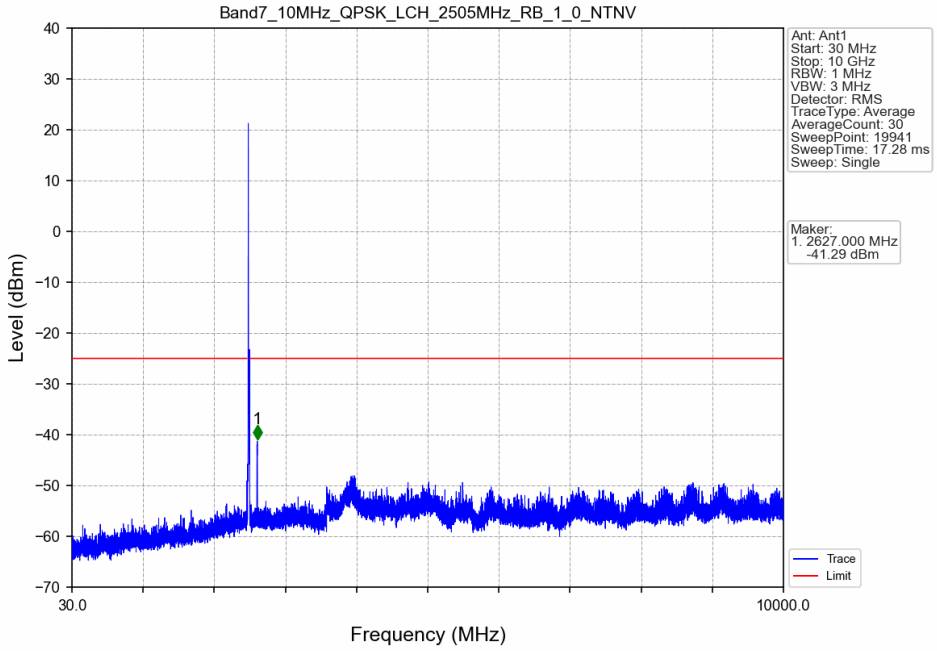

Band7_10MHz_QPSK_LCH_2505MHz_RB_1_0_NTNV

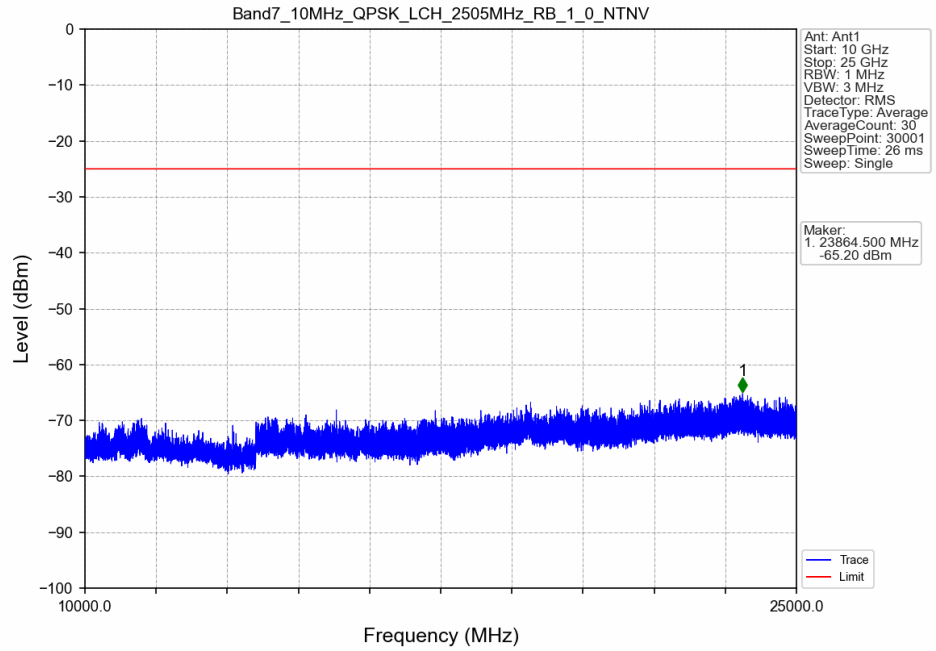

Band7_10MHz_QPSK_LCH_2505MHz_RB_1_0_NTNV

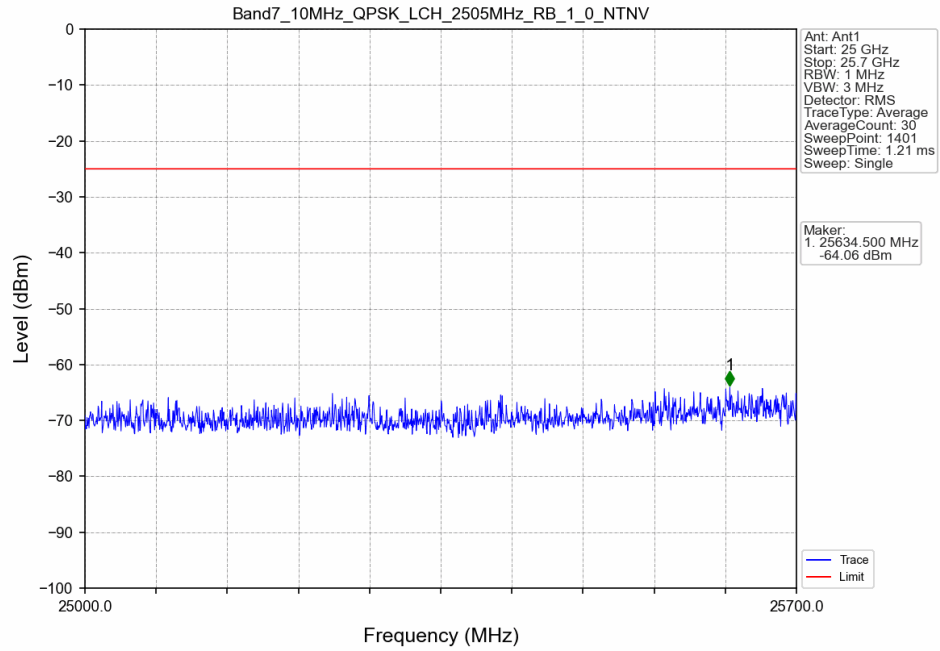

Band7_10MHz_QPSK_LCH_2505MHz_RB_50_0_NTNV

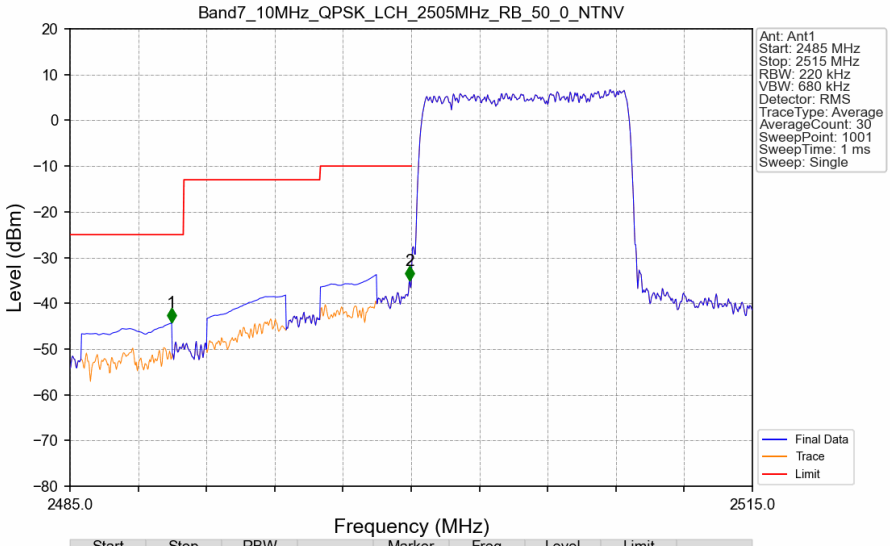

Start (MHz)	Stop (MHz)	RBW (MHz)	Method	Marker No.	Freq (MHz)	Level (dBm)	Limit (dBm)	Result
2485	2499	1	CHP	1	2489.470	-44.27	-25	Pass
2499	2500	0.22	/	2	2499.940	-35.05	-10	Pass
2500	2515	0.22	/	/	/	/	/	/

Band7_10MHz_QPSK_MCH_2535MHz_RB_1_0_NTNV

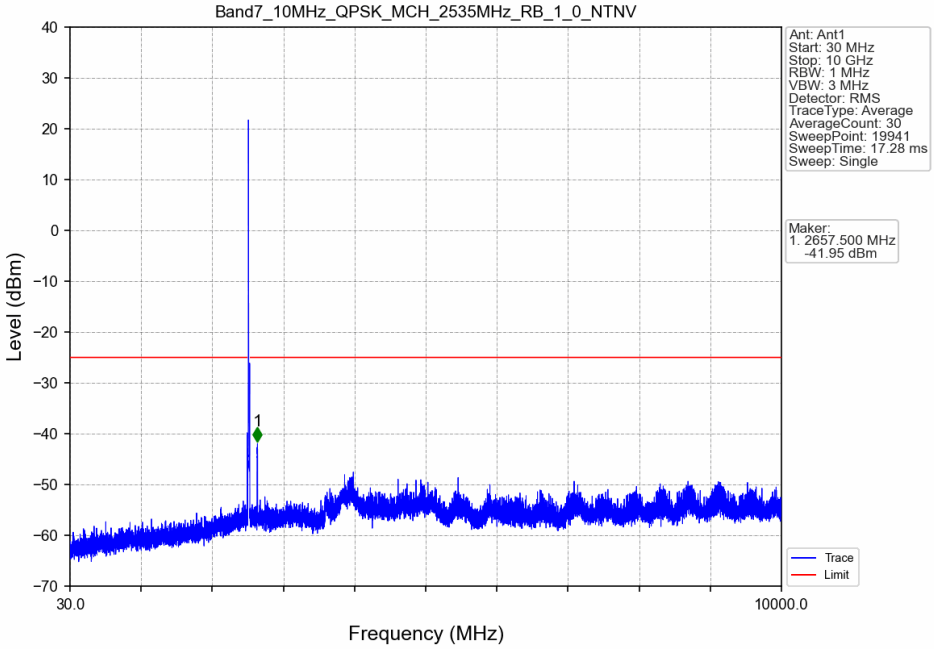

Band7_10MHz_QPSK_MCH_2535MHz_RB_1_0_NTNV

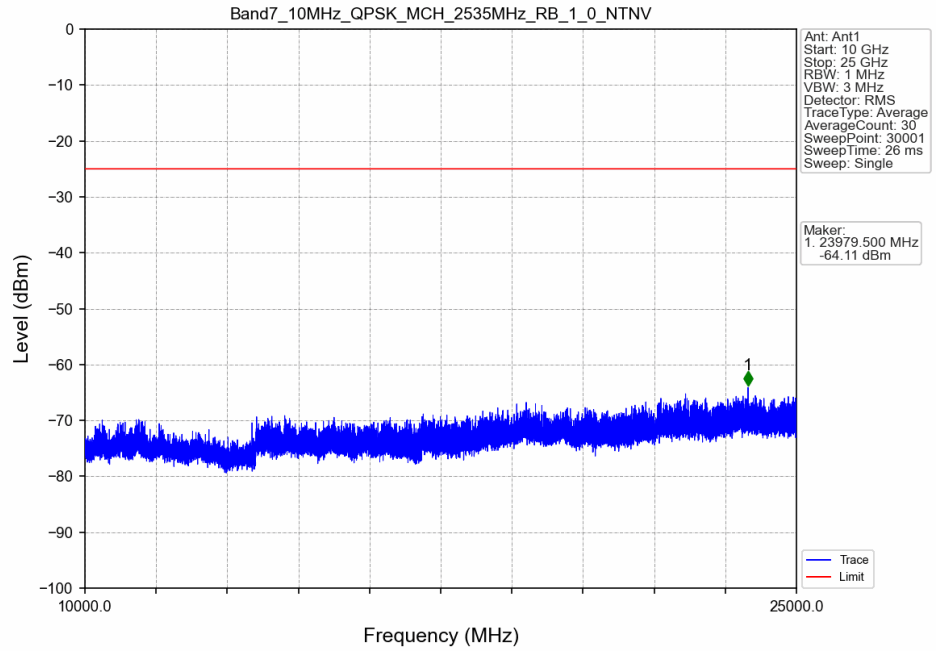

Band7_10MHz_QPSK_MCH_2535MHz_RB_1_0_NTNV

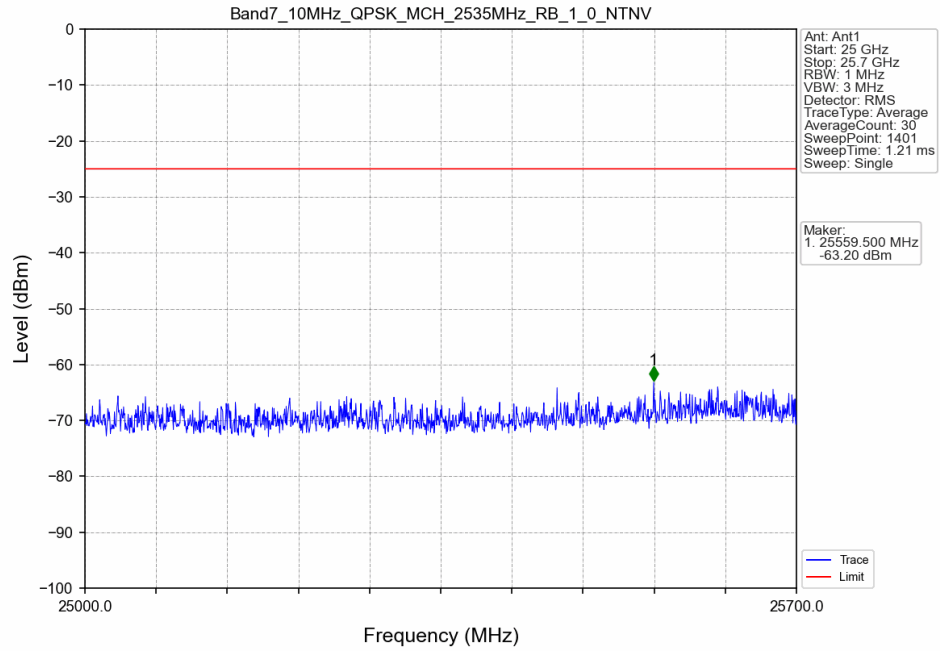

Band7_10MHz_QPSK_HCH_2565MHz_RB_1_0_NTNV

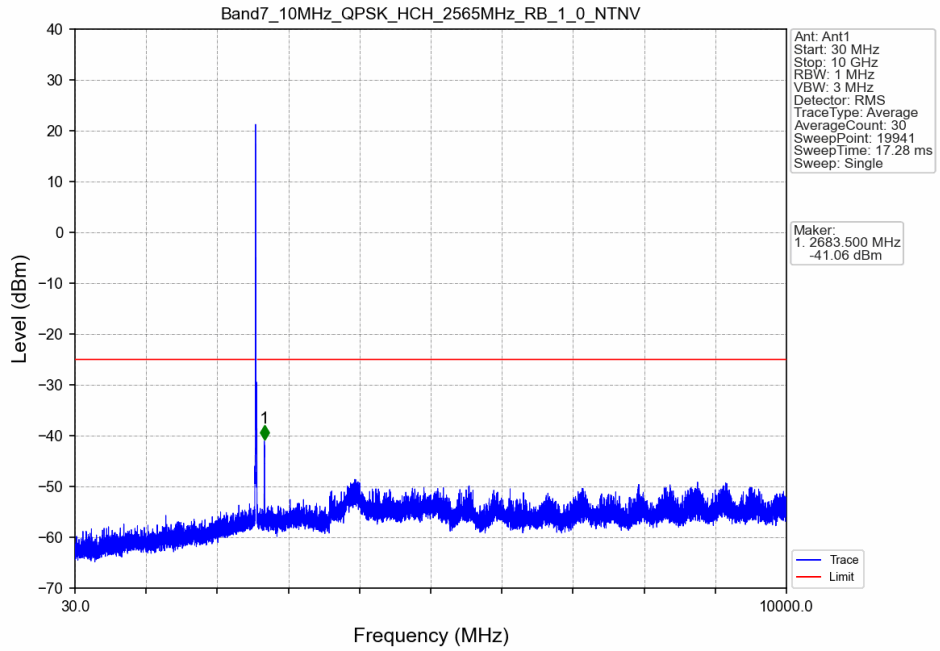

Band7_10MHz_QPSK_HCH_2565MHz_RB_1_0_NTNV

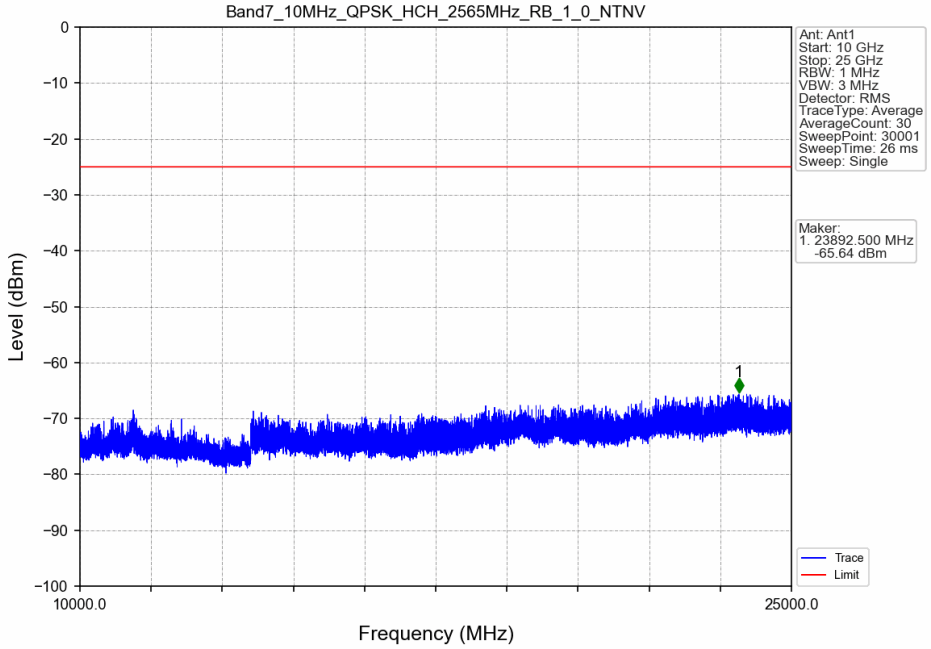

Band7_10MHz_QPSK_HCH_2565MHz_RB_1_0_NTNV

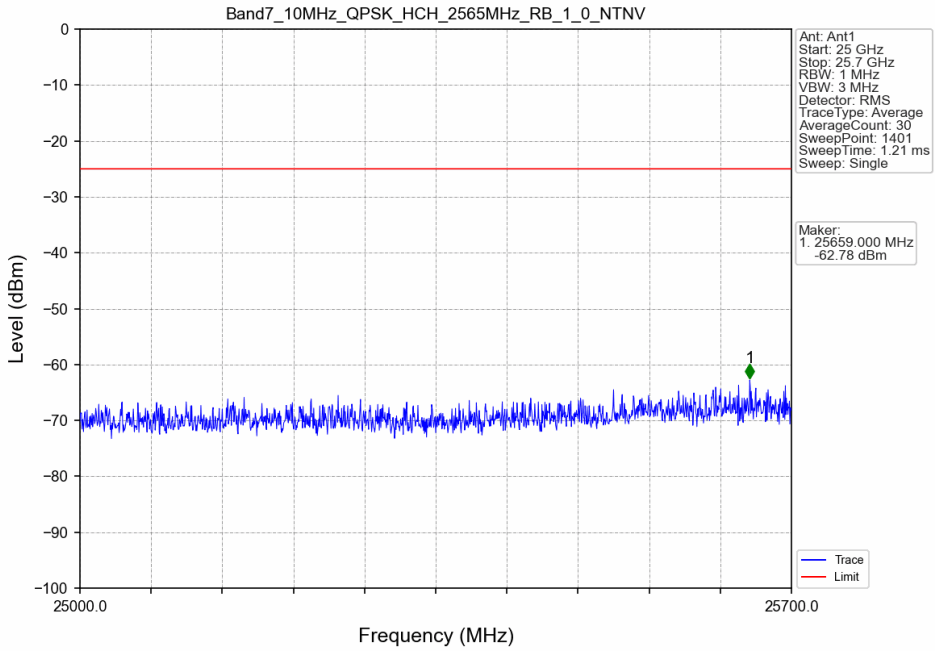

Band7_10MHz_QPSK_HCH_2565MHz_RB_1_49_NTNV

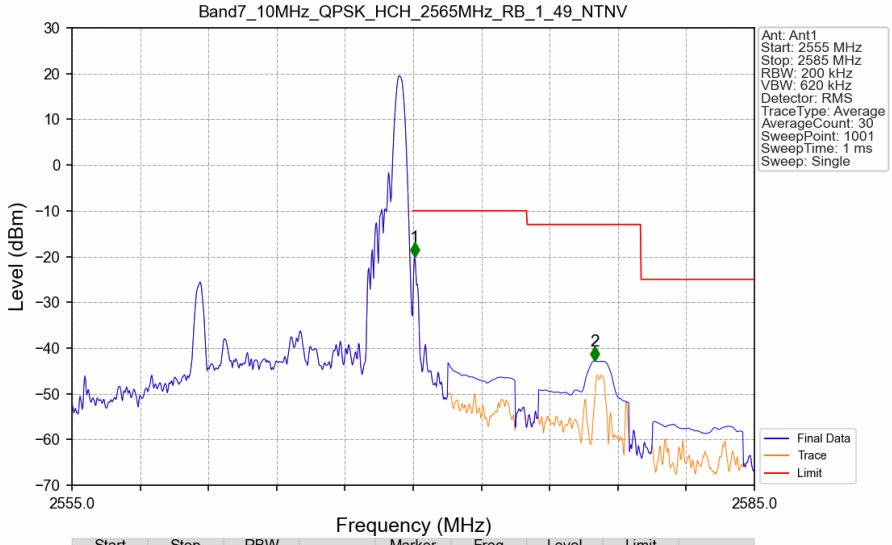

Start (MHz)	Stop (MHz)	RBW (MHz)	Method	Marker No.	Freq (MHz)	Level (dBm)	Limit (dBm)	Result
2555	2570	0.2	/	/	/	/	/	/
2570	2571	0.2	/	1	2570.060	-20.14	-10	Pass
2571	2585	1	CHP	2	2577.980	-42.79	-13	Pass

Band7_10MHz_QPSK_HCH_2565MHz_RB_50_0_NTNV

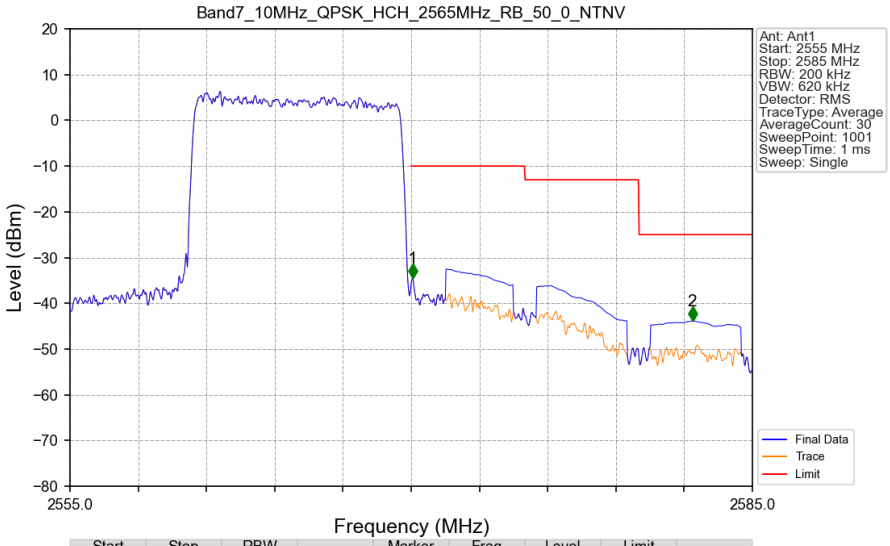

Start (MHz)	Stop (MHz)	RBW (MHz)	Method	Marker No.	Freq (MHz)	Level (dBm)	Limit (dBm)	Result
2555	2570	0.2	/	/	/	/	/	/
2570	2571	0.2	/	1	2570.060	-34.55	-10	Pass
2571	2585	1	CHP	2	2582.360	-43.88	-25	Pass

5.3 B7_15MHz

5.3.1 Test Result

Band: 7 / Bandwidth: 15MHz / NTNV						
Modulation	Frequency (MHz)	RB Allocation		Spurious Emission		Verdict
		Size	Offset	Result	Limit	
QPSK	2507.5	1	0	Refer To Test Graph		Pass
		75	0	Refer To Test Graph		Pass
	2535	1	0	Refer To Test Graph		Pass
	2562.5	1	0	Refer To Test Graph		Pass
			74	Refer To Test Graph		Pass
		75	0	Refer To Test Graph		Pass

5.3.2 Test Graph

Band7_15MHz_QPSK_LCH_2507.5MHz_RB_1_0_NTNV

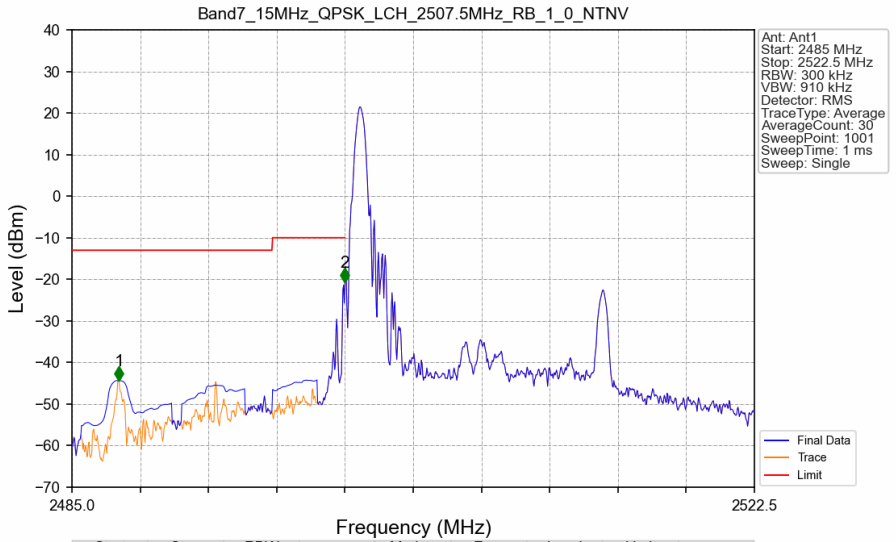

Start (MHz)	Stop (MHz)	RBW (MHz)	Method	Marker No.	Freq (MHz)	Level (dBm)	Limit (dBm)	Result
2485	2499	1	CHP	1	2487.588	-44.37	-13	Pass
2499	2500	0.3	/	2	2500.000	-20.74	-10	Pass
2500	2522.5	0.3	/	/	/	/	/	/

Band7_15MHz_QPSK_LCH_2507.5MHz_RB_1_0_NTNV

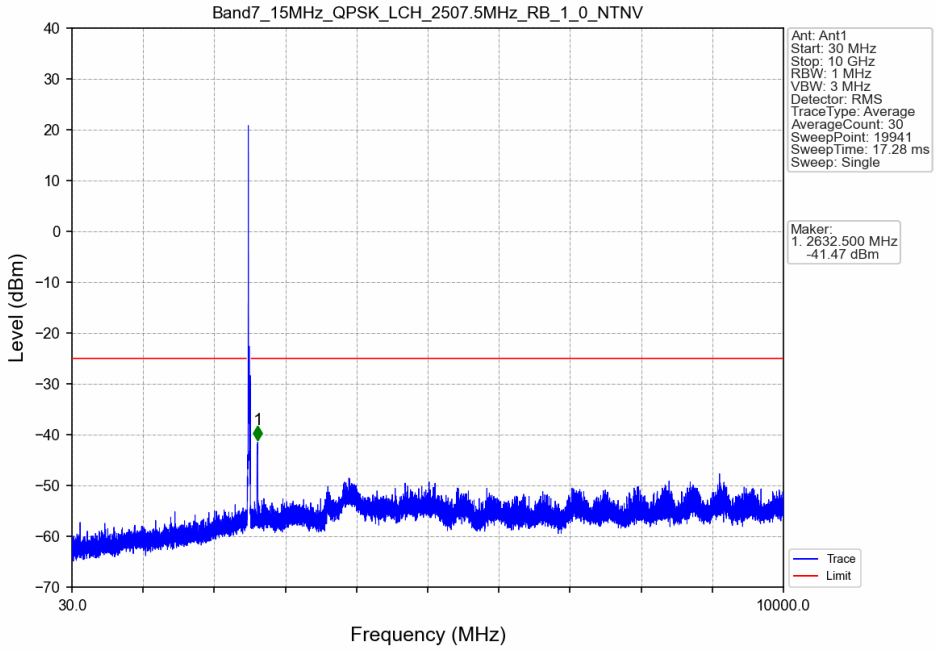

Band7_15MHz_QPSK_LCH_2507.5MHz_RB_1_0_NTNV

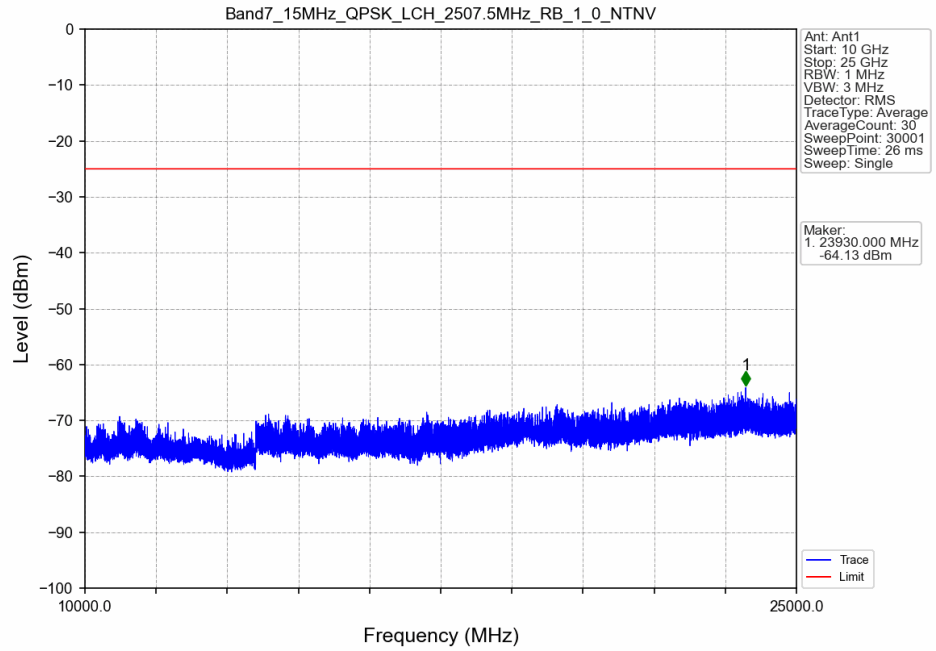

Band7_15MHz_QPSK_LCH_2507.5MHz_RB_1_0_NTNV

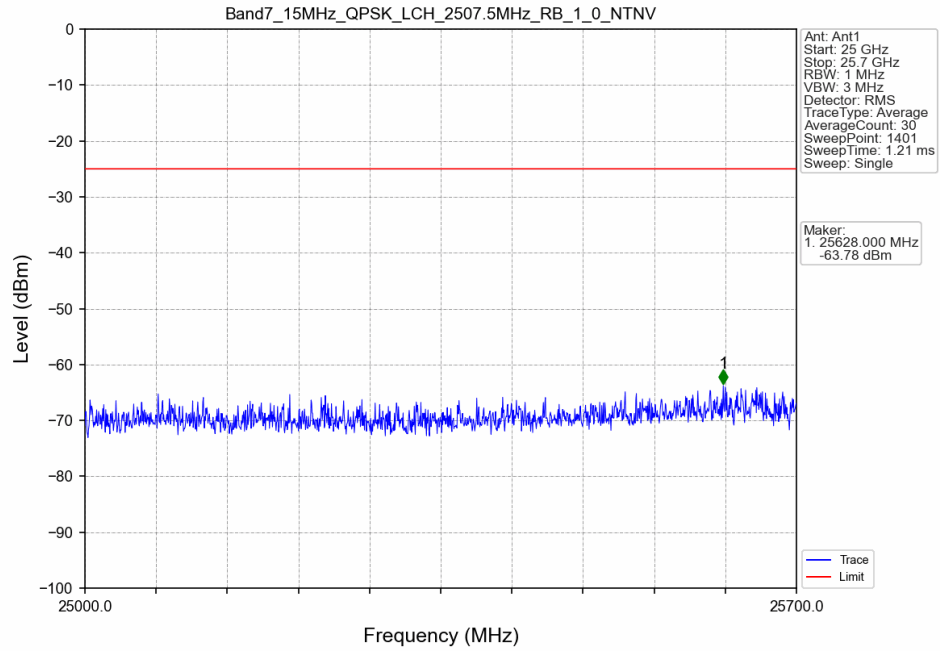

Band7_15MHz_QPSK_LCH_2507.5MHz_RB_75_0_NTNV

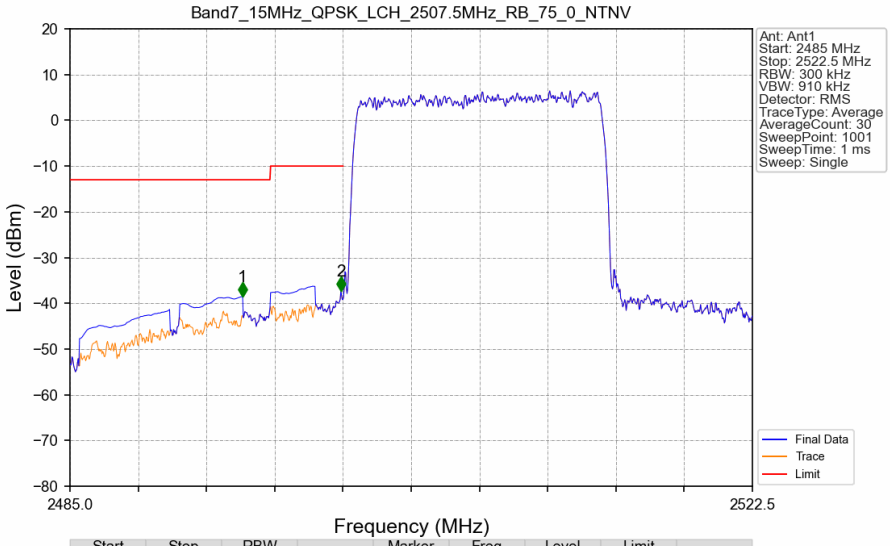

Start (MHz)	Stop (MHz)	RBW (MHz)	Method	Marker No.	Freq (MHz)	Level (dBm)	Limit (dBm)	Result
2485	2499	1	CHP	1	2494.488	-38.53	-13	Pass
2499	2500	0.3	/	2	2499.887	-37.31	-10	Pass
2500	2522.5	0.3	/	/	/	/	/	/
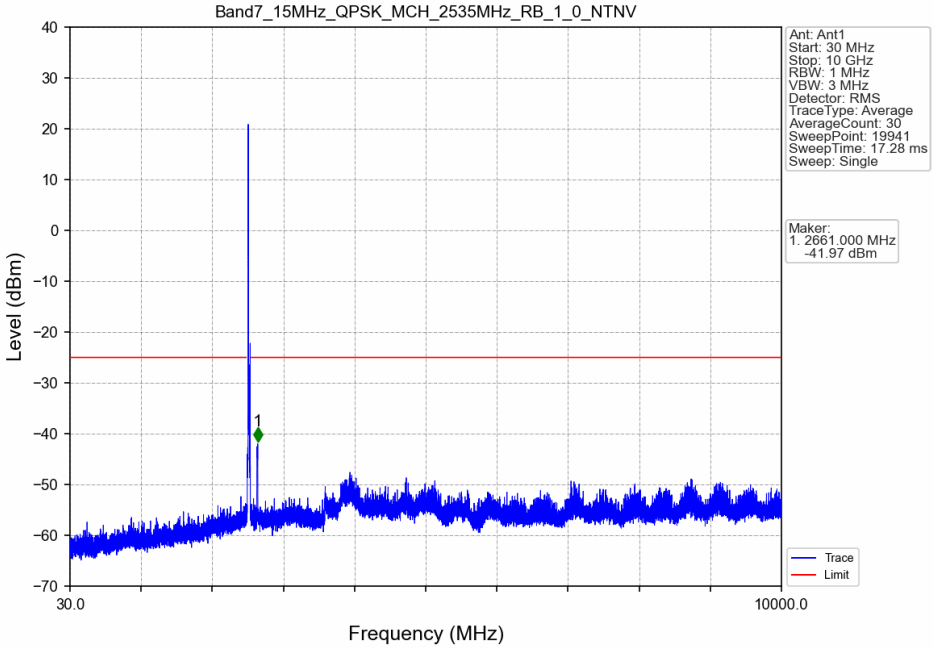
Band7_15MHz_QPSK_MCH_2535MHz_RB_1_0_NTNV