New Mobile Computer

iData T3 Pro

Quick guide

Battery installment 1

1. Slide the battery cover latch towards the right

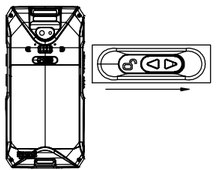

2. Open the battery cover

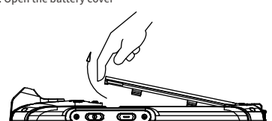

3. Insert the battery into the compartment per the illustrated direction, then press it tightly

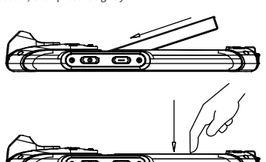

Battery installment 2

4. Close the battery cover, buckle it, then press it tightly

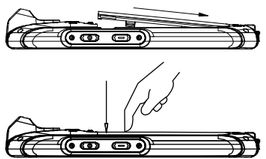

5. Slide the battery cover latch towards the left to lock the cover

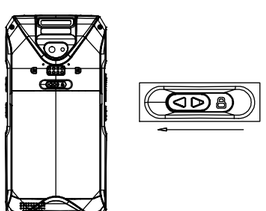

Device overview

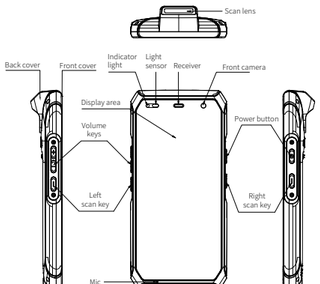

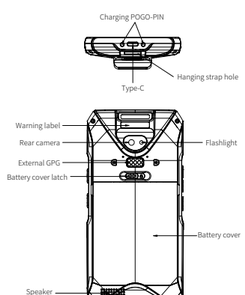

Charging

You can charge a battery

by using USB cable.
by using Charging cable.
by using Single cradle.
by using 4-slot device cradle.
Note: Marked with * need to be purchased separately.

Charging indicator instruction:

Charging: indicator turns red.

Fully charged: indicator turns green

Insufficient battery: 1.Screen shows battery less than 15%.
2.Low battery beep
3. Low battery beep
4.Indicator red blinks

Caution:

Risk of explosion if the battery is replaced by an incorrect type disposal of a battery into fire or a hot oven, or mechanically crushing or cutting of a battery, that can result in an explosion; leaving a battery in an extremely high temperature surrounding environment that can result in an explosion or the leakage of flammable liquid or gas; a battery subjected to extremely low air pressure that may result in an explosion or the leakage of flammable liquid or gas.

FCC Regulatory Compliance

This device complies with Part 15 of the FCC Rules. Operation is subject to the following two conditions: (1) This device may not cause harmful interference, and (2) this device must accept any interference received, including interference that may cause undesired operation.

changes or modifications not expressly approved by the party responsible for compliance could void the user ' s authority to operate the equipment.

This equipment has been tested and found to comply with the limits for a Class B digital device, pursuant to Part 15 of the FCC Rules. These limits are designed to provide reasonable protection against harmful interference in a residential installation. This equipment generates, uses and can radiate radio frequency energy and, if not installed and used in accordance with the instructions, may cause harmful interference to radio communications. However, there is no guarantee that interference will not occur in a particular installation.
If this equipment does cause harmful interference to radio or television reception, which can be determined by turning the equipment off and on, the user is encouraged to try to correct the interference by one or more of the following measures:
-- Reorient or relocate the receiving antenna.
-- Increase the separation between the equipment and receiver.
-- Connect the equipment into an outlet on a circuit different from that to which the receiver is connected.
-- Consult the dealer or an experienced radio/TV technician for help.

RF Exposure Compliance

This equipment complies with FCC radiation exposure limits set forth for an uncontrolled environment. End user must follow the specific operating instructions for satisfying RF exposure compliance. This transmitter must not be co-located or operating in conjunction with any other antenna or transmitter. The portable device is designed to meet the requirements for exposure to radio waves established by the Federal Communications Commission (USA).
These requirements set a SAR limit of 1.6 W/kg averaged over one gram of tissue. This device was tested for typical body-worn operations. To comply with RF exposure requirements, a minimum separation distance of 10mm for body worn must be maintained between the user ' s body, including the antenna. Third-party belt-clips, holsters, and similar accessories used by this device should not contain any metallic components. Body-worn accessories that do not meet these requirements may not comply with RF exposure requirements and should be avoided.

CE RF Exposure Information

This equipment complies with Directive 2014/53/EU radiation exposure limits set forth for an uncontrolled environment. End user must follow the specific operating instructions for satisfying RF exposure compliance. This transmitter must not be co-located or operating in conjunction with any other antenna or transmitter.
The portable device is designed to meet the requirements for exposure to radio waves established by European Union market. These requirements set a SAR limit of 2.0W/kg averaged over one gram of tissue. SAR compliance for body operation is based on a separation distance of 5 mm between the unit and the human body. This device should be carried at least 5 mm away from the body to ensure RF exposure level is compliant or lower than the reported level.
The highest reported SAR values under this standard during product certification for Head and body are 0. 587W/kg and 1.226 W/kg, respectively.

Declaration for EU Compliance

Hereby, [Wuxi iData Technology Company Ltd.] declares that the radio equipment type [iData T3 Pro] is in compliance with Directive 2014/53/EU.
The full text of the EU declaration of conformity is available at the following internet address:
https://www.idataglobal.com/

Frequency Bands and Power

GSM 900: 34dBm
GSM1800: 31dBm
WCDMA Band 1/8: 23.5dBm
LTE Band 1/3/8/34/40: 23dBm
LTE Band 7/38: 22Bm
BT/BLE 2402-2480MHz: 15.5dBm
2.4G WiFi 2412-2472MHz: 17.5dBm
5G WiFi 5150-5725MHz: 16.5dBm
NFC: 13.56MHz, -20.50dBuA/m at 10m
GNSS: 1559-1610MHz
This device is restricted to indoor use only when operating in the 5150 to 5350 MHz frequency range in: AT/BE/BG/CZ/DK/EE/FR/DE/SE/IE/IT/EL/ES/CY/LV/HR/LT/LU/HU/MT/NL/FI/PT/RO/SI/SK/PL/IS/LI/NO/CH/TR/UK(NI)