Test Photographs
IONX, LLC

FCC ID: 2ADEPCMUE5-B

Test Photographs
Channel Separation



Test Setup

Test Photographs
Number of Channels and Occupancy Time



Test Setup

Test Photographs
Peak Conducted Output Power



Test Setup

Test Photographs
Antenna Port, Conducted Emissions



Test Setup, 30 MHz to 10 GHz



Test Setup, 10 GHz to 18 GHz

Test Photographs
Antenna Port, Conducted Emissions



Test Setup, 18 GHz to 25 GHz

Test Photographs
Spurious Emissions, 30 MHz to 25 GHz



EUT Configuration, Below 1 GHz

EUT Configuration, Above 1 GHz

Test Photographs
Spurious Emissions, 30 MHz to 25 GHz

Parallel, 9 kHz to 30 MHz

Perpendicular, 9 kHz to 30 MHz

Test Photographs
Spurious Emissions, 30 MHz to 25 GHz

Horizontal Polarization, 30 MHz to 200 MHz

Vertical Polarization, 30 MHz to 200 MHz

Test Photographs
Spurious Emissions, 30 MHz to 25 GHz

Horizontal Polarization, 200 MHz to 1 GHZ

Vertical Polarization, 200 MHz to 1 GHz

Test Photographs
Spurious Emissions, 30 MHz to 25 GHz



Horizontal Polarization, 1 to 18 GHz

Vertical Polarization, 1 to 18 GHz

Test Photographs
Spurious Emissions, 30 MHz to 25 GHz

Horizontal Polarization, 18 to 25 GHz

Vertical Polarization, 18 to 25 GHz