FCC Test Report

Test Report
On Behalf of
Winner Wave Limited
For
Ultra
Model No.: U2

FCC ID: 2ADFS-ULTRA-U2

Prepared For:	**Winner Wave Limited** **Unit 2003 Cheong Tai Commercial Building 287-289 Reclamation Street Kowloon, Hong Kong**
Prepared By:	**Shenzhen HUAK Testing Technology Co., Ltd.** **1-2/F., Building B2, Junfeng Zhongcheng Zhizao Innovation Park, Heping, Fuhai Street, Bao'an District, Shenzhen, Guangdong, China**
Date of Test:	**Mar. 11, 2025 ~ Mar. 28, 2025**
Date of Report:	**Mar. 28, 2025**
Report Number:	**HK2503111093-E**

The results shown in this test report refer only to the sample(s) tested unless otherwise stated and the sample(s) are retained for 30 days only. The document is issued by HUAK, this document cannot be reproduced except in full with our prior written permission. The more details and the authenticity of the report will be confirmed at http://www.cer-mark.com.

Test Result Certification

Applicant's Name ..... :	Winner Wave Limited
Address ..... :	Unit 2003 Cheong Tai Commercial Building 287-289 Reclamation Street Kowloon, Hong Kong
Manufacturer's Name ..... :	Actions Microelectronics Co., Ltd.
Address ..... :	201, No.9 Building, Software Park, KeJiZhongEr Road, GaoXinQu, NanShan, Shenzhen, China
Product Description	
Trade Mark ..... :	EZCast
Product Name ..... :	Ultra
Model and/or Type Reference :	U2
Standards ..... :	FCC Rules and Regulations Part 15 Subpart E Section 15.407 ANSI C63.10: 2013

This publication may be reproduced in whole or in part for non-commercial purposes as long as the Shenzhen HUAK Testing Technology Co., Ltd. is acknowledged as copyright owner and source of the material. Shenzhen HUAK Testing Technology Co., Ltd. takes no responsibility for and will not assume liability for damages resulting from the reader's interpretation of the reproduced material due to its placement and context.

Date of Test ..... :	
Date (s) of Performance of Tests ..... :	**Mar. 11, 2025 ~ Mar. 28, 2025**
Date of Issue ..... :	**Mar. 28, 2025**
Test Result ..... :	**Pass**

Testing Engineer : Len Liao

(Len Liao)

Technical Manager : Sliver Wan

(Sliver Wan)

Authorized Signatory : Jason Zhou

(Jason Zhou)

The results shown in this test report refer only to the sample(s) tested unless otherwise stated and the sample(s) are retained for 30 days only. The document is issued by HUAK, this document cannot be reproduced except in full with our prior written permission. The more details and the authenticity of the report will be confirmed at http://www.cer-mark.com.

Table of Contents

1. Test Result Summary 5
   1.1 Test Procedures and Results 5
   1.2 Information of the Test Laboratory 5
   1.3 Measurement Uncertainty 6
2. EUT Description 7
   2.1 General Description of EUT 7
   2.2 Operation Frequency Each of Channel 8
   2.3 Operation of EUT during Testing 8
   2.4 Description of Test Setup 9
   2.5 Description of Support Units 10
3. General Information 11
   3.1 Test Environment and Mode 11
4. Test Results and Measurement Data 16
   4.1 Conducted Emission 16
   4.2 Maximum Conducted Output Power 20
   4.3 6dB Emission Bandwidth 23
   4.4 26dB Bandwidth and 99% Occupied Bandwidth 40
   4.5 Power Spectral Density 41
   4.6 Band Edge 59
   4.7 Spurious Emission 80
   4.8 Frequency Stability Measurement 105
   4.9 Antenna Requirement 107
5. Photographs of Test Setup 108
6. Photos of the EUT 110

The results shown in this test report refer only to the sample(s) tested unless otherwise stated and the sample(s) are retained for 30 days only. The document is issued by HUAK, this document cannot be reproduced except in full with our prior written permission. The more details and the authenticity of the report will be confirmed at http://www.cer-mark.com.

** Modified History **

Revision	Description	Issued Data	Remark
Revision 1.0	Initial Test Report Release	Mar. 28, 2025	Jason Zhou

The results shown in this test report refer only to the sample(s) tested unless otherwise stated and the sample(s) are retained for 30 days only. The document is issued by HUAK, this document cannot be reproduced except in full with our prior written permission. The more details and the authenticity of the report will be confirmed at http://www.cer-mark.com.

TEL : +86-755 2302 9901 FAX : +86-755 2302 9901 E-mail : service@cer-mark.com
Add: 1-2F., Building B2, Junfeng Zhongcheng Zhizao Innovation Park, Heping Community, Fuhai Street, Bao'an District, Shenzhen, Guangdong, China

1. Test Result Summary

1.1 Test Procedures and Results

Requirement	CFR 47 Section	Result
Antenna Requirement	§15.203	PASS
AC Power Line Conducted Emission	§15.207	PASS
Maximum Conducted Output Power	§15.407(a)	PASS
6dB Emission Bandwidth	§15.407(e)	PASS
26dB Emission Bandwidth& 99% Occupied Bandwidth	§15.407(a)	N/A
Power Spectral Density	§15.407(a)	PASS
Band Edge	§15.407(b)/15.209/15.205	PASS
Radiated Emission	§15.407(b)/15.209/15.205	PASS
Frequency Stability	§15.407(g)	PASS

Note:

1. PASS: Test item meets the requirement.

2. Fail: Test item does not meet the requirement.

3. N/A: Test case does not apply to the test object.

4. The test result judgment is decided by the limit of test standard.

1.2 Information of the Test Laboratory

Shenzhen HUAK Testing Technology Co., Ltd.
Add.: 1-2/F., Building B2, Junfeng Zhongcheng Zhizao Innovation Park, Heping, Fuhai Street, Bao'an District, Shenzhen, Guangdong, China

Testing Laboratory Authorization：

A2LA Accreditation Code is 4781.01.
FCC Designation Number is CN1229.
Canada IC CAB identifier is CN0045.
CNAS Registration Number is L9589.

The results shown in this test report refer only to the sample(s) tested unless otherwise stated and the sample(s) are retained for 30 days only. The document is issued by HUAK, this document cannot be reproduced except in full with our prior written permission. The more details and the authenticity of the report will be confirmed at http://www.cer-mark.com.

1.3 Measurement Uncertainty

The reported uncertainty of measurement y ± U, where expended uncertainty U is based on a standard uncertainty multiplied by a coverage factor of k=2, providing a level of confidence of approximately 95 %.

No.	Item	MU
1	Conducted Emission	±0.37dB
2	RF Power, Conducted	±3.35dB
3	Spurious Emissions, Conducted	±2.20dB
4	All Emissions, Radiated(<1G)	±3.90dB
5	All Emissions, Radiated(>1G)	±4.28dB
6	Temperature	±0.1°C
7	Humidity	±1.0%

The results shown in this test report refer only to the sample(s) tested unless otherwise stated and the sample(s) are retained for 30 days only. The document is issued by HUAK, this document cannot be reproduced except in full with our prior written permission. The more details and the authenticity of the report will be confirmed at http://www.cer-mark.com.

2. EUT Description

2.1 General Description of EUT

Equipment	Ultra
Model Name	U2
Series Model	N/A
Model Difference	N/A
Trade Mark	EZCast
FCC ID	2ADFS-ULTRA-U2
Operation Frequency	IEEE 802.11a/n/ac(HT20)/ax(HE20) 5.745GHz-5.825GHz IEEE 802.11n/ac(HT40)/ax(HE40) 5.755GHz-5.795GHz IEEE 802.11ac(HT80)/ax(HE80) 5.775GHz
Modulation Technology	IEEE 802.11a/n/ac/ax
Modulation Type	64QAM, 16QAM, QPSK, BPSK for OFDM 256QAM for OFDM in 11ac mode only 1024QAM for OFDMA in 11ax mode only
Antenna Type	Iron sheet antenna
Antenna Gain	Antenna 1: 0.51dBi Antenna 2: 0.51dBi MIMO: 3.52dBi
Power Source	DC 5V From Type-C
Power Supply	DC 5V From Type-C
Hardware Version	V2.0
Software Version	V2.0
Note: 1. The EUT incorporates a MIMO function. Physically, it provides two completed transmitters and receivers (2T2R), two transmit signals are completely correlated, then, Direction gain= GANT + Array Gain (Array Gain=10 log(2) dB for power spectral density; Array Gain=0 for power measurement). 2. For a more detailed features description, please refer to the manufacturer's specifications or the User's Manual. 3. Antenna gain Refer to the antenna specifications. 4. The cable loss data is obtained from the supplier. 5. The test results in the report only apply to the tested sample.	

The results shown in this test report refer only to the sample(s) tested unless otherwise stated and the sample(s) are retained for 30 days only. The document is issued by HUAK, this document cannot be reproduced except in full with our prior written permission. The more details and the authenticity of the report will be confirmed at http://www.cer-mark.com.

2.2 Operation Frequency Each of Channel

802.11a/802.11n(HT20) 802.11ac(HT20) 802.11ax(HE20)		802.11n(HT40)/ 802.11ac(HT40) 802.11ax(HE40)		802.11ac(HT80) 802.11ax(HE80)	
Channel	Frequency	Channel	Frequency	Channel	Frequency
149	5745	151	5755	155	5775
153	5765	159	5795		
157	5785				
161	5805				
165	5825				

Note:

In section 15.31(m), regards to the operating frequency range over 10 MHz, the Lowest frequency, the middle frequency, and the highest frequency of channel were selected to perform the test, and the selected channel see below:

2.3 Operation of EUT during Testing

Band IV (5725 - 5850 MHz)		
For 802.11a/n(HT20)/ac(HT20)/ax(HE20)		
Channel Number	Channel	Frequency (MHz)
149	Low	5745
157	Mid	5785
165	High	5825

For 802.11n(HT40)/ac(HT40)/ax(HE40)		
Channel Number	Channel	Frequency (MHz)
151	Low	5755
159	High	5795

For 802.11ac(HT80)/ax(HE80)		
Channel Number	Channel	Frequency (MHz)
155	/	5775

The results shown in this test report refer only to the sample(s) tested unless otherwise stated and the sample(s) are retained for 30 days only. The document is issued by HUAK, this document cannot be reproduced except in full with our prior written permission. The more details and the authenticity of the report will be confirmed at http://www.cer-mark.com.

2.4 Description of Test Setup

Operation of EUT during conducted testing and below 1GHz radiation testing:

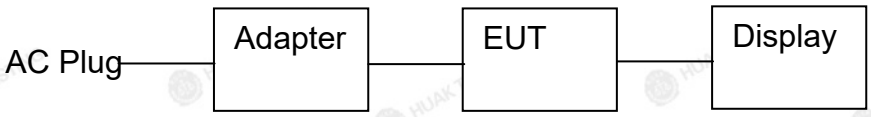

Operation of EUT during above1GHz radiation testing:

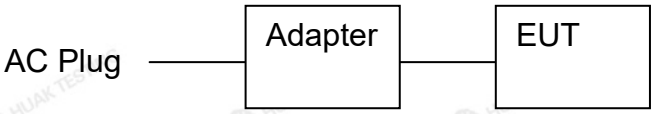

The sample was placed (0.8m below 1GHz, 1.5m above 1GHz) above the ground plane of 3m chamber. Measurements in both horizontal and vertical polarities were performed. During the test, each emission was maximized by: having the EUT continuously working, investigated all operating modes, rotated about all 3 axis (X, Y & Z) and considered typical configuration to obtain worst position, manipulating interconnecting cables, rotating the turntable, varying antenna height from 1m to 4m in both horizontal and vertical polarizations. The emissions worst-case are shown in Test Results of the following pages. The worst case is X position.

The results shown in this test report refer only to the sample(s) tested unless otherwise stated and the sample(s) are retained for 30 days only. The document is issued by HUAK, this document cannot be reproduced except in full with our prior written permission. The more details and the authenticity of the report will be confirmed at http://www.cer-mark.com.

2.5 Description of Support Units

The EUT has been tested as an independent unit together with other necessary accessories or support units. The following support units or accessories were used to form a representative test configuration during the tests.

Item	Equipment	Trade Mark	Model/Type No.	Specification	Remark
1	Ultra	EZCast	U2	N/A	EUT
2	USB Cable	N/A	N/A	Length:1.2m	Accessory
3	HDMI Cable	N/A	N/A	Length:0.31m	Accessory
4	Display	N/A	279E1	Input: 20V, 3.25A	Peripheral
5	Adapter	N/A	ICP12-050-2000B	Input: 100-240V, 50/60Hz, 0.3A Output: 5V, 2A 10W	Peripheral

Note:

1. All the equipment/cables were placed in the worst-case configuration to maximize the emission during the test.
2. Grounding was established in accordance with the manufacturer's requirements and conditions for the intended use.
3. For conducted measurements (Output Power, 6dB Emission Bandwidth, Power Spectral Density, Spurious Emissions), the antenna of EUT is connected to the test equipment via temporary antenna connector, the antenna connector is soldered on the antenna port of EUT, and the temporary antenna connector is listed in the Test Instruments.

The results shown in this test report refer only to the sample(s) tested unless otherwise stated and the sample(s) are retained for 30 days only. The document is issued by HUAK, this document cannot be reproduced except in full with our prior written permission. The more details and the authenticity of the report will be confirmed at http://www.cer-mark.com.

3. General Information

3.1 Test Environment and Mode

Operating Environment:	
Temperature:	25.0 °C
Humidity:	56 % RH
Atmospheric Pressure:	1010 mbar
Test Mode:	
Engineering Mode:	Keep the EUT in continuous transmitting by select channel and modulations
We have verified the construction and function in typical operation. All the test modes were carried out with the EUT in transmitting operation, which was shown in this test report and defined as follows:	
Per-scan all kind of data rate in lowest channel, and found the follow list which it was worst case.	
Mode	Data rate
802.11a	6 Mbps
802.11n(HT20)	MCS0
802.11n(HT40)	MCS0
802.11ac(HT20)/ac(HT40)/ac(HT80)	MCS0
802.11ax(HE20)/ax(HE40)/ax(HE80)	MCS0
Final Test Mode:	
Operation mode:	Keep the EUT in continuous transmitting with modulation

The results shown in this test report refer only to the sample(s) tested unless otherwise stated and the sample(s) are retained for 30 days only. The document is issued by HUAK, this document cannot be reproduced except in full with our prior written permission. The more details and the authenticity of the report will be confirmed at http://www.cer-mark.com.

3. Mode Test Duty Cycle

ANT.1:

Mode	Duty Cycle
802.11a	0.96
802.11n(HT20)	0.96
802.11n(HT40)	0.93
802.11ac(HT20)	0.96
802.11ac(HT40)	0.93
802.11ac(HT80)	0.86
802.11ax(HE20)	0.96
802.11ax(HE40)	0.93
802.11ax(HE80)	0.84

Test plots as follows:

802.11a

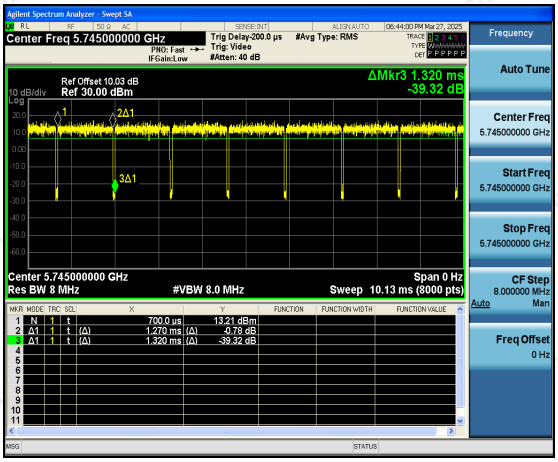

802.11n(HT20)

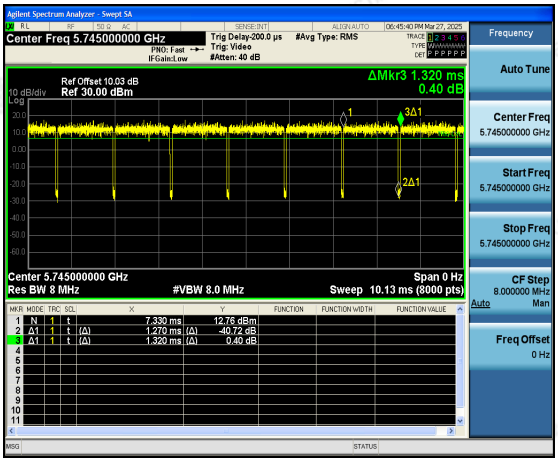

802.11n(HT40)

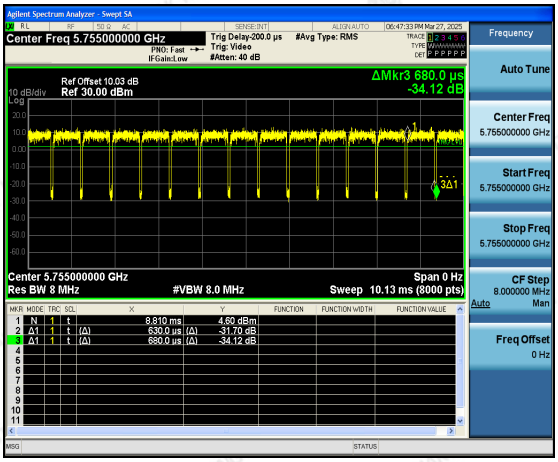

802.11ac(HT20)

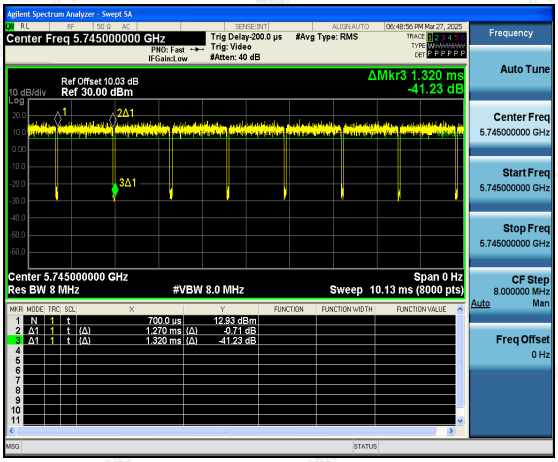

The results shown in this test report refer only to the sample(s) tested unless otherwise stated and the sample(s) are retained for 30 days only. The document is issued by HUAK, this document cannot be reproduced except in full with our prior written permission. The more details and the authenticity of the report will be confirmed at http://www.cer-mark.com.

802.11ac(HT40)

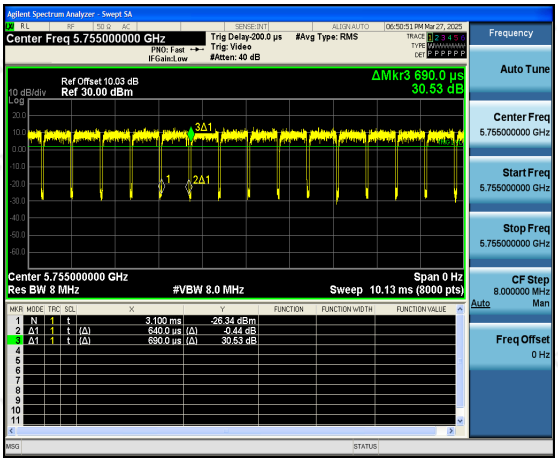

802.11ac(HT80)

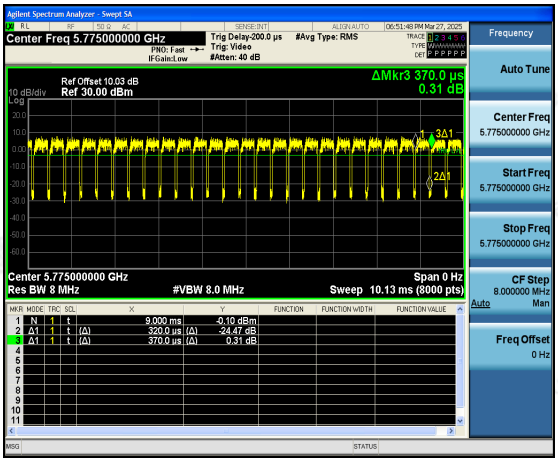

802.11ax(HE20)

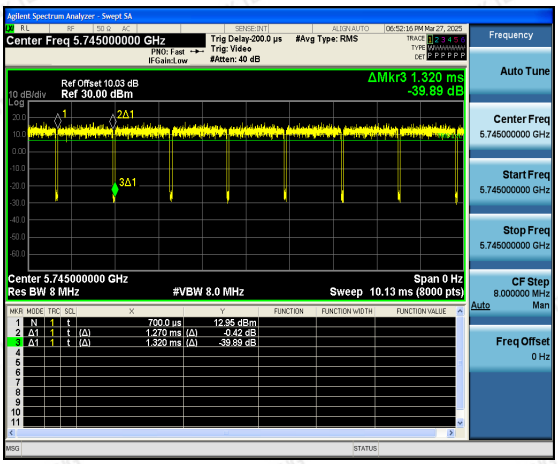

802.11ax(HE40)

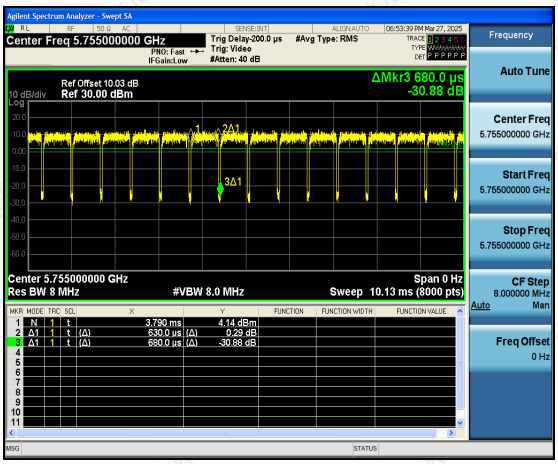

802.11ax(HE80)

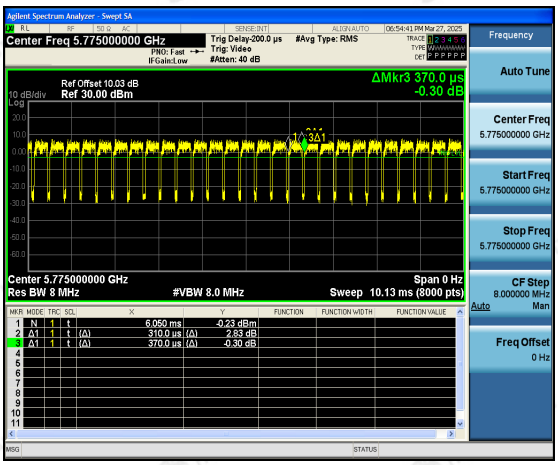

The results shown in this test report refer only to the sample(s) tested unless otherwise stated and the sample(s) are retained for 30 days only. The document is issued by HUAK, this document cannot be reproduced except in full with our prior written permission. The more details and the authenticity of the report will be confirmed at http://www.cer-mark.com.

ANT.2:

Mode	Duty Cycle
802.11a	0.96
802.11n(HT20)	0.96
802.11n(HT40)	0.93
802.11ac(HT20)	0.96
802.11ac(HT40)	0.93
802.11ac(HT80)	0.86
802.11ax(HE20)	0.96
802.11ax(HE40)	0.93
802.11ax(HE80)	0.86

Test plots as follows:

802.11a

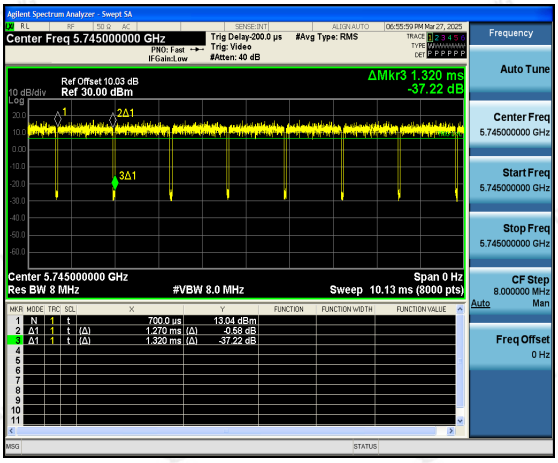

802.11n(HT20)

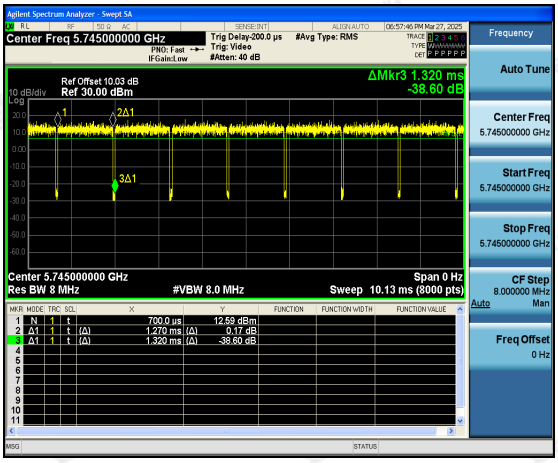

802.11n(HT40)

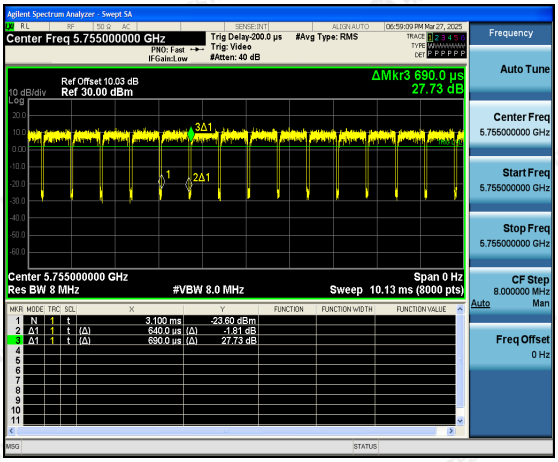

802.11ac(HT20)

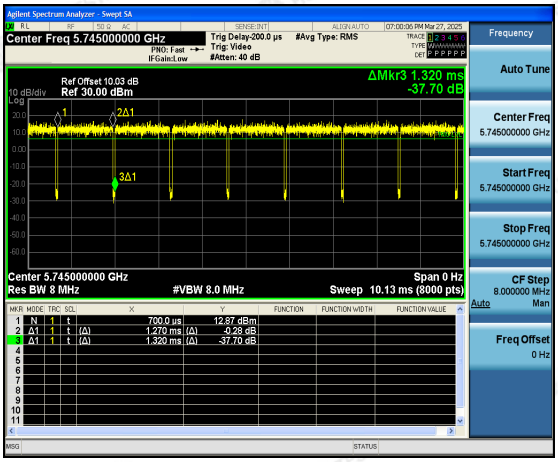

The results shown in this test report refer only to the sample(s) tested unless otherwise stated and the sample(s) are retained for 30 days only. The document is issued by HUAK, this document cannot be reproduced except in full with our prior written permission. The more details and the authenticity of the report will be confirmed at http://www.cer-mark.com.

802.11ac(HT40)

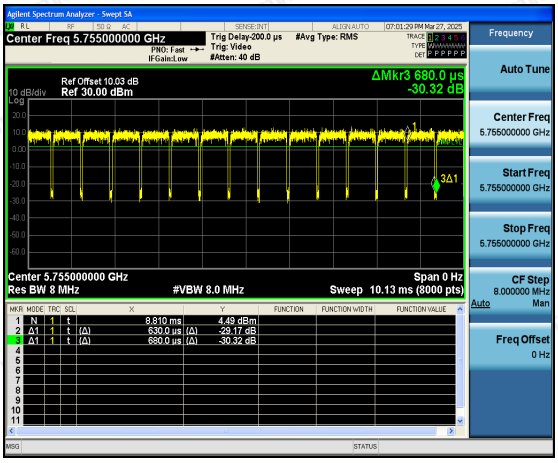

802.11ac(HT80)

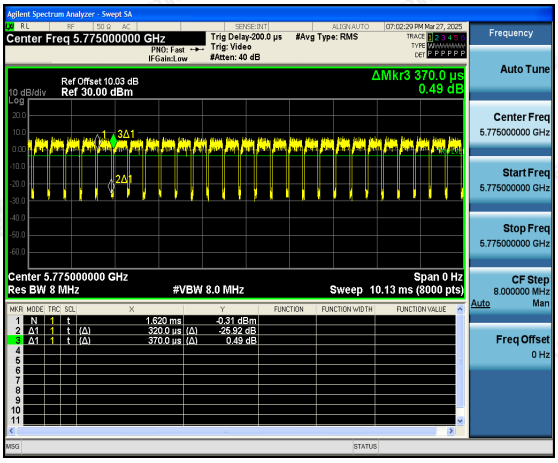

802.11ax(HE20)

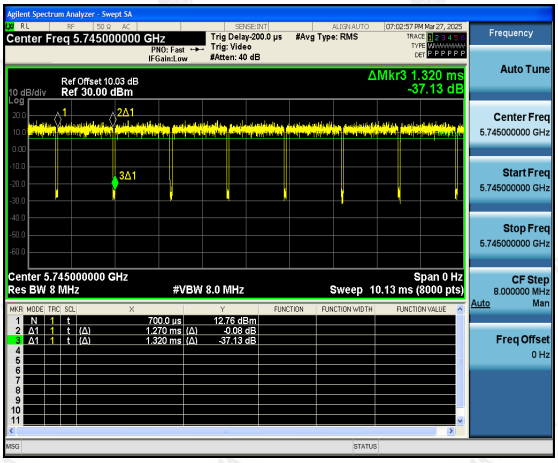

802.11ax(HE40)

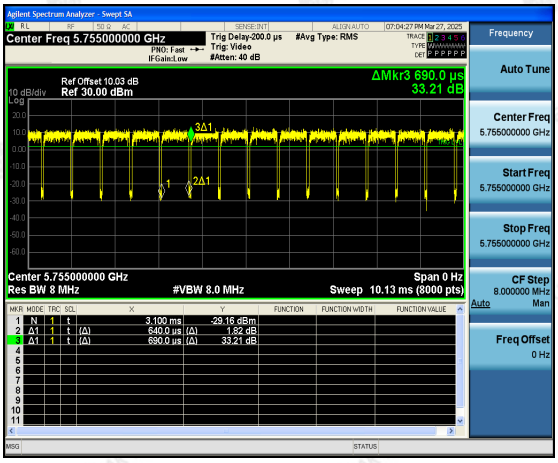

802.11ax(HE80)

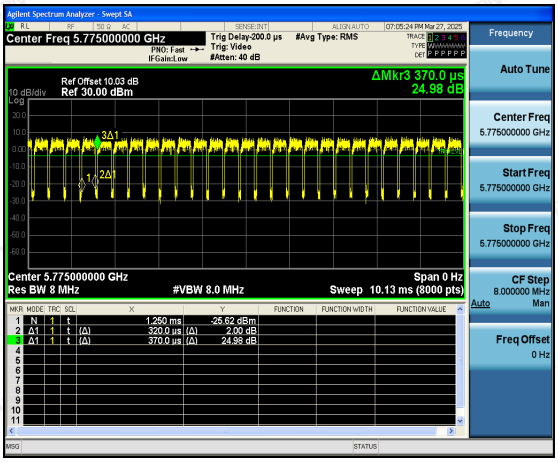

The results shown in this test report refer only to the sample(s) tested unless otherwise stated and the sample(s) are retained for 30 days only. The document is issued by HUAK, this document cannot be reproduced except in full with our prior written permission. The more details and the authenticity of the report will be confirmed at http://www.cer-mark.com.

4. Test Results and Measurement Data

4.1 Conducted Emission

4.1.1 Test Specification

Test Requirement:	FCC Part15 C Section 15.207
Test Method:	ANSI C63.10:2013
Frequency Range:	150 kHz to 30 MHz
Receiver setup:	RBW=9 kHz, VBW=30 kHz, Sweep time=auto
Limits:	Frequency range (MHz) / Limit (dBuV): Quasi-peak / Average 0.15-0.5: 66 to 56* / 56 to 46* 0.5-5: 56 / 46 5-30: 60 / 50
Test Setup:	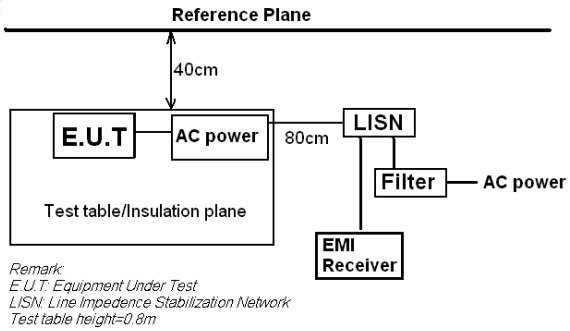
Test Mode:	Tx Mode
Test Procedure:	1. The E.U.T and simulators are connected to the main power through a line impedance stabilization network (L.I.S.N.). This provides a 50ohm/50uH coupling impedance for the measuring equipment. 2. The peripheral devices are also connected to the main power through a LISN that provides a 50ohm/50uH coupling impedance with 50ohm termination. (Please refer to the block diagram of the test setup and photographs). 3. Both sides of A.C. line are checked for maximum conducted interference. In order to find the maximum emission, the relative positions of equipment and all of the interface cables must be changed according to ANSI C63.10: 2013 on conducted measurement.
Test Result:	Pass

The results shown in this test report refer only to the sample(s) tested unless otherwise stated and the sample(s) are retained for 30 days only. The document is issued by HUAK, this document cannot be reproduced except in full with our prior written permission. The more details and the authenticity of the report will be confirmed at http://www.cer-mark.com.

4.1.2 Test Instruments

Conducted Emission Shielding Room Test Site (843)					
Equipment	**Manufacturer**	**Model**	**Serial Number**	**Calibration Date**	**Calibration Due**
Receiver	R&S	ESR	HKE-005	Feb. 19, 2025	Feb. 18, 2026
LISN	R&S	ENV216	HKE-002	Feb. 19, 2025	Feb. 18, 2026
LISN	R&S	ENV216	HKE-059	Feb. 19, 2025	Feb. 18, 2026
Coax cable (9KHz-30MHz)	Times	381806-002	N/A	Feb. 19, 2025	Feb. 18, 2026
EMI Test Software	Tonscend	JS32-CE 2.5.0.6	HKE-081	N/A	N/A
10dB Attenuator	Schwarzbeck	VTSD9561F	HKE-153	Feb. 19, 2025	Feb. 18, 2026

Note: *The calibration interval of the above test instruments is 12 months and the calibrations are traceable to international system unit (SI).*

The results shown in this test report refer only to the sample(s) tested unless otherwise stated and the sample(s) are retained for 30 days only. The document is issued by HUAK, this document cannot be reproduced except in full with our prior written permission. The more details and the authenticity of the report will be confirmed at http://www.cer-mark.com.

4.1.3 Test Data

Test Specification: Line

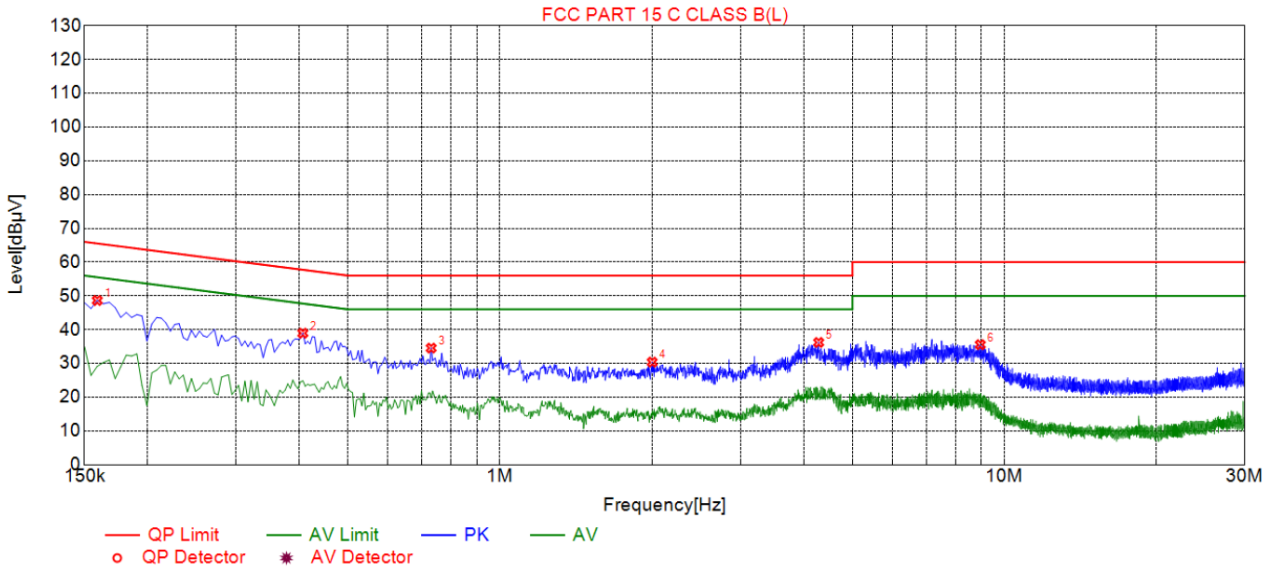

Suspected List								
NO.	Freq. [MHz]	Level [dBμV]	Factor [dB]	Limit [dBμV]	Margin [dB]	Reading [dBμV]	Detector	Type
1	0.1590	48.63	19.81	65.62	16.99	28.82	PK	L
2	0.4065	38.94	19.84	57.74	18.80	19.10	PK	L
3	0.7305	34.53	19.86	56.00	21.47	14.67	PK	L
4	2.0040	30.38	19.96	56.00	25.62	10.42	PK	L
5	4.2855	36.21	20.09	56.00	19.79	16.12	PK	L
6	8.9655	35.54	20.00	60.00	24.46	15.54	PK	L

Remark: Margin = Limit – Level
Correction factor = Cable lose + ISN insertion loss
Level=Test receiver reading + correction factor

The results shown in this test report refer only to the sample(s) tested unless otherwise stated and the sample(s) are retained for 30 days only. The document is issued by HUAK, this document cannot be reproduced except in full with our prior written permission. The more details and the authenticity of the report will be confirmed at http://www.cer-mark.com.

Test Specification: Neutral

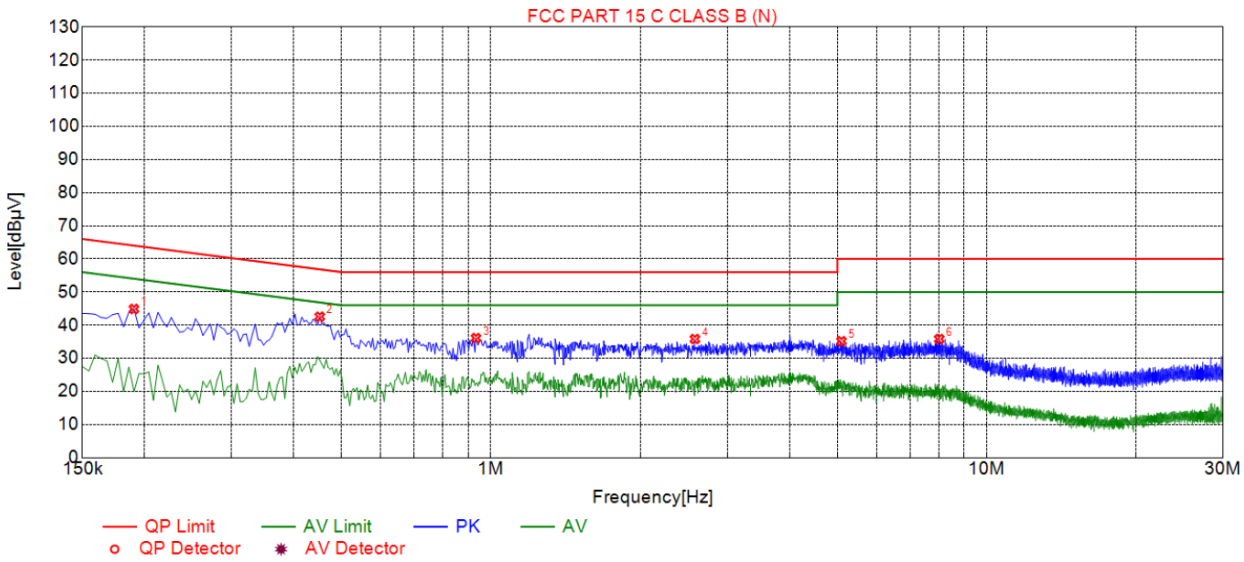

Suspected List								
NO.	Freq. [MHz]	Level [dBμV]	Factor [dB]	Limit [dBμV]	Margin [dB]	Reading [dBμV]	Detector	Type
1	0.1905	44.88	19.74	64.10	19.22	25.14	PK	N
2	0.4515	42.55	19.73	56.86	14.31	22.82	PK	N
3	0.9330	36.10	19.74	56.00	19.90	16.36	PK	N
4	2.5800	35.82	19.91	56.00	20.18	15.91	PK	N
5	5.0955	35.16	20.00	60.00	24.84	15.16	PK	N
6	8.0250	35.81	19.93	60.00	24.19	15.88	PK	N

Remark: Margin = Limit – Level
Correction factor = Cable lose + ISN insertion loss
Level=Test receiver reading + correction factor

The results shown in this test report refer only to the sample(s) tested unless otherwise stated and the sample(s) are retained for 30 days only. The document is issued by HUAK, this document cannot be reproduced except in full with our prior written permission. The more details and the authenticity of the report will be confirmed at http://www.cer-mark.com.

4.2 Maximum Conducted Output Power

4.2.1 Test Specification

Test Requirement:	FCC Part15 E Section 15.407(a)
Test Method:	KDB789033 D02 General UNII Test Procedures New Rules v02.r01 Section E
Limit:	Frequency Band (MHz): Limit 5725-5850: 1 W
Test Setup:	
Test Mode:	Transmitting mode with modulation
Test Procedure:	1. The testing follows the Measurement Procedure of KDB789033 D02 General UNII Test Procedures New Rules v02r01 Section E, 3, a 2. The RF output of EUT was connected to the RF automatic control unit by RF cable. The path loss was compensated to the results for each measurement. 3. Set to the maximum power setting and enable the EUT transmit continuously. 4. Measure the conducted output power and record the results in the test report.
Test Result:	PASS
Remark:	Conducted output power= measurement power +10log(1/x) X is duty cycle=1, so 10log(1/1)=0 Conducted output power= measurement power

The results shown in this test report refer only to the sample(s) tested unless otherwise stated and the sample(s) are retained for 30 days only. The document is issued by HUAK, this document cannot be reproduced except in full with our prior written permission. The more details and the authenticity of the report will be confirmed at http://www.cer-mark.com.

4.2.2 Test Instruments

RF Test Room					
Equipment	**Manufacturer**	**Model**	**Serial Number**	**Calibration Date**	**Calibration Due**
Spectrum analyzer	Agilent	N9020A	HKE-025	Feb. 19, 2025	Feb. 18, 2026
Power meter	Agilent	E4419B	HKE-085	Feb. 19, 2025	Feb. 18, 2026
Power Sensor	Agilent	E9300A	HKE-086	Feb. 19, 2025	Feb. 18, 2026
RF cable	Times	1-40G	HKE-034	Feb. 19, 2025	Feb. 18, 2026
RF automatic control unit	Tonscend	JS0806-2	HKE-060	Feb. 19, 2025	Feb. 18, 2026
RF Test Software	Tonscend	JS1120-3 Version 3.5.39	HKE-083	N/A	N/A

Note: *The calibration interval of the above test instruments is 12 months and the calibrations are traceable to international system unit (SI).*

The results shown in this test report refer only to the sample(s) tested unless otherwise stated and the sample(s) are retained for 30 days only. The document is issued by HUAK, this document cannot be reproduced except in full with our prior written permission. The more details and the authenticity of the report will be confirmed at http://www.cer-mark.com.

4.2.3 Test Data

Configuration Band IV (5725 - 5850 MHz)						
Mode	Test channel	Maximum Conducted Output Power (dBm)			Limit (dBm)	Result
		Antenna port 1	Antenna port 2	MIMO		
802.11a	CH149	5.41	6.95	/	30	PASS
802.11a	CH157	5.43	6.70	/	30	PASS
802.11a	CH165	5.38	6.46	/	30	PASS
802.11n(HT20)	CH149	5.68	7.00	9.40	30	PASS
802.11n(HT20)	CH157	5.45	6.77	9.17	30	PASS
802.11n(HT20)	CH165	6.25	6.88	9.59	30	PASS
802.11n(HT40)	CH151	6.48	7.66	10.12	30	PASS
802.11n(HT40)	CH159	7.20	8.02	10.64	30	PASS
802.11ac(HT20)	CH149	5.41	7.27	9.45	30	PASS
802.11ac(HT20)	CH157	5.68	6.64	9.20	30	PASS
802.11ac(HT20)	CH165	5.58	8.01	9.97	30	PASS
802.11ac(HT40)	CH151	6.31	7.61	10.02	30	PASS
802.11ac(HT40)	CH159	6.32	7.44	9.93	30	PASS
802.11ac(HT80)	CH155	6.96	7.72	10.37	30	PASS
802.11ax(HE20)	CH149	5.57	7.39	9.58	30	PASS
802.11ax(HE20)	CH157	5.48	7.39	9.55	30	PASS
802.11ax(HE20)	CH165	5.62	7.06	9.41	30	PASS
802.11ax(HE40)	CH151	7.26	7.15	10.22	30	PASS
802.11ax(HE40)	CH159	6.66	8.09	10.44	30	PASS
802.11ax(HE80)	CH155	6.25	8.42	10.48	30	PASS

The results shown in this test report refer only to the sample(s) tested unless otherwise stated and the sample(s) are retained for 30 days only. The document is issued by HUAK, this document cannot be reproduced except in full with our prior written permission. The more details and the authenticity of the report will be confirmed at http://www.cer-mark.com.

4.3 6dB Emission Bandwidth

4.3.1 Test Specification

Test Requirement:	FCC CFR47 Part 15 Section 15.407(e)
Test Method:	KDB789033 D02 General UNII Test Procedures New Rules v01r04 Section C
Limit:	>500kHz
Test Setup:	
Test Mode:	Transmitting mode with modulation
Test Procedure:	1. KDB789033 D02 General UNII Test Procedures New Rules v02r01 Section C 2. Set to the maximum power setting and enable the EUT transmit continuously. 3. Make the measurement with the spectrum analyzer's resolution bandwidth (RBW) = 100 kHz. Set the Video bandwidth (VBW) = 300 kHz. In order to make an accurate measurement. The 6dB bandwidth must be greater than 500 kHz. 4. Measure and record the results in the test report.
Test Result:	PASS

4.3.2 Test Instruments

RF Test Room					
Equipment	**Manufacturer**	**Model**	**Serial Number**	**Calibration Date**	**Calibration Due**
Spectrum analyzer	Agilent	N9020A	HKE-025	Feb. 19, 2025	Feb. 18, 2026
RF cable	Times	1-40G	HKE-034	Feb. 19, 2025	Feb. 18, 2026
RF automatic control unit	Tonscend	JS0806-2	HKE-060	Feb. 19, 2025	Feb. 18, 2026
RF Test Software	Tonscend	JS1120-3 Version 3.5.39	HKE-083	N/A	N/A

Note: *The calibration interval of the above test instruments is 12 months and the calibrations are traceable to international system unit (SI).*

The results shown in this test report refer only to the sample(s) tested unless otherwise stated and the sample(s) are retained for 30 days only. The document is issued by HUAK, this document cannot be reproduced except in full with our prior written permission. The more details and the authenticity of the report will be confirmed at http://www.cer-mark.com.

4.3.3 Test Data

ANT. 1

Band IV (5725 - 5850 MHz)					
Mode	Test channel	Frequency (MHz)	6 dB Bandwidth (MHz)	Limit (MHz)	Result
802.11a	CH149	5745	15.64	0.5	PASS
802.11a	CH157	5785	16.00	0.5	PASS
802.11a	CH165	5825	15.64	0.5	PASS
802.11n(HT20)	CH149	5745	16.84	0.5	PASS
802.11n(HT20)	CH157	5785	16.44	0.5	PASS
802.11n(HT20)	CH165	5825	16.32	0.5	PASS
802.11n(HT40)	CH151	5755	35.52	0.5	PASS
802.11n(HT40)	CH159	5795	35.60	0.5	PASS
802.11ac(HT20)	CH149	5745	16.80	0.5	PASS
802.11ac(HT20)	CH157	5785	16.64	0.5	PASS
802.11ac(HT20)	CH165	5825	16.68	0.5	PASS
802.11ac(HT40)	CH151	5755	35.68	0.5	PASS
802.11ac(HT40)	CH159	5795	35.36	0.5	PASS
802.11ac(HT80)	CH155	5775	76.48	0.5	PASS
802.11ax(HE20)	CH149	5745	17.80	0.5	PASS
802.11ax(HE20)	CH157	5785	18.12	0.5	PASS
802.11ax(HE20)	CH165	5825	18.48	0.5	PASS
802.11ax(HE40)	CH151	5755	37.52	0.5	PASS
802.11ax(HE40)	CH159	5795	35.68	0.5	PASS
802.11ax(HE80)	CH155	5775	77.12	0.5	PASS

Test plots as follows:

The results shown in this test report refer only to the sample(s) tested unless otherwise stated and the sample(s) are retained for 30 days only. The document is issued by HUAK, this document cannot be reproduced except in full with our prior written permission. The more details and the authenticity of the report will be confirmed at http://www.cer-mark.com.

Band IV (5725 – 850 MHz)

802.11a

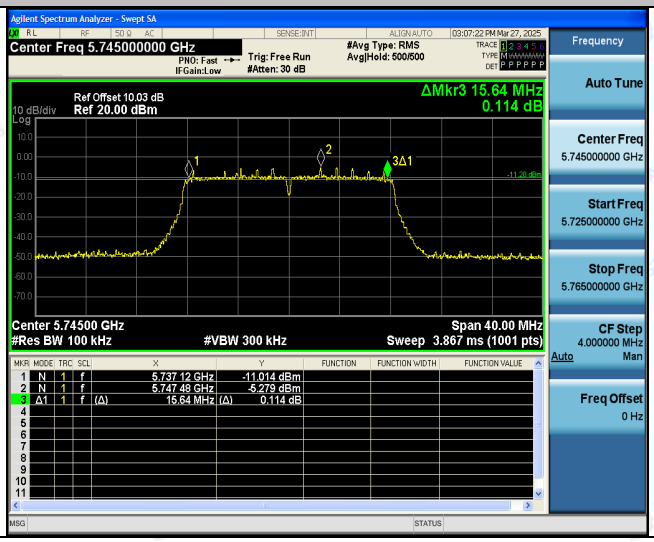

Low

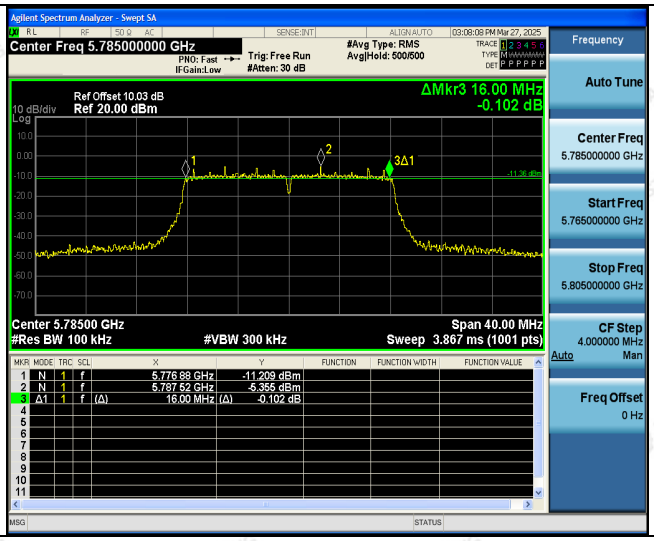

Mid

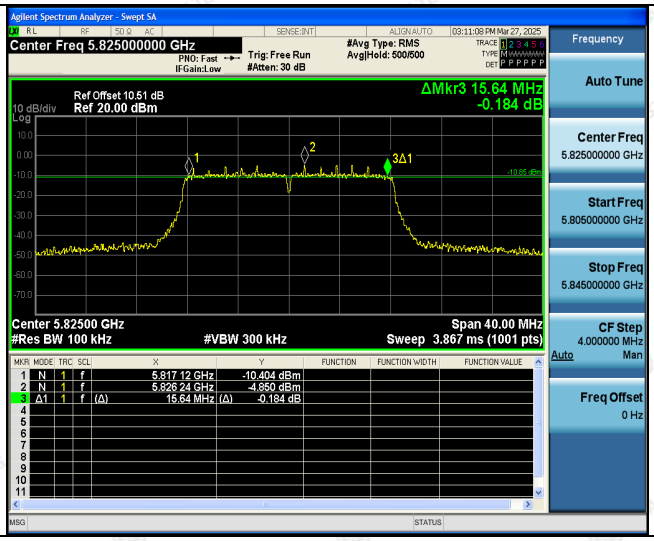

High

The results shown in this test report refer only to the sample(s) tested unless otherwise stated and the sample(s) are retained for 30 days only. The document is issued by HUAK, this document cannot be reproduced except in full with our prior written permission. The more details and the authenticity of the report will be confirmed at http://www.cer-mark.com.

802.11n(HT20)

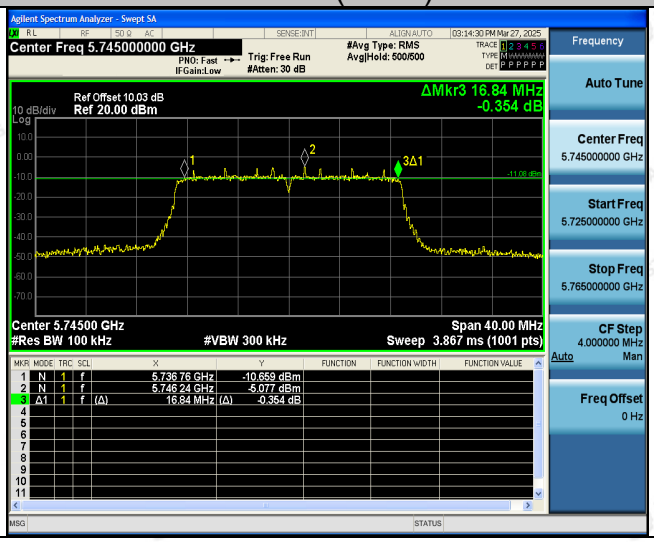

Low

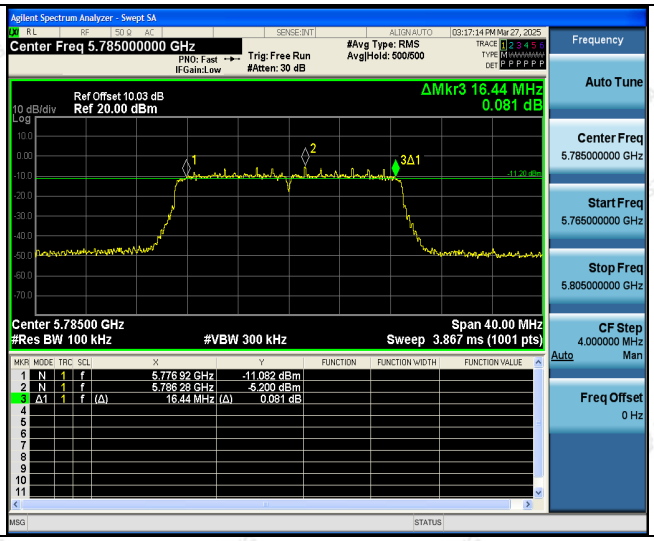

Mid

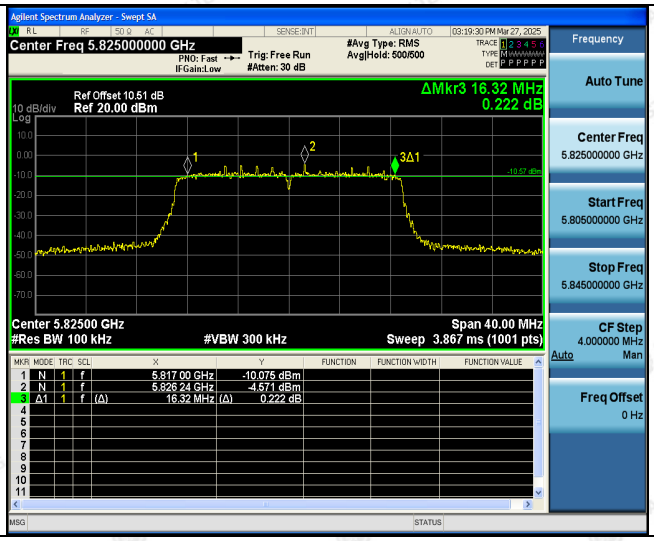

High

The results shown in this test report refer only to the sample(s) tested unless otherwise stated and the sample(s) are retained for 30 days only. The document is issued by HUAK, this document cannot be reproduced except in full with our prior written permission. The more details and the authenticity of the report will be confirmed at http://www.cer-mark.com.

802.11n(HT40)

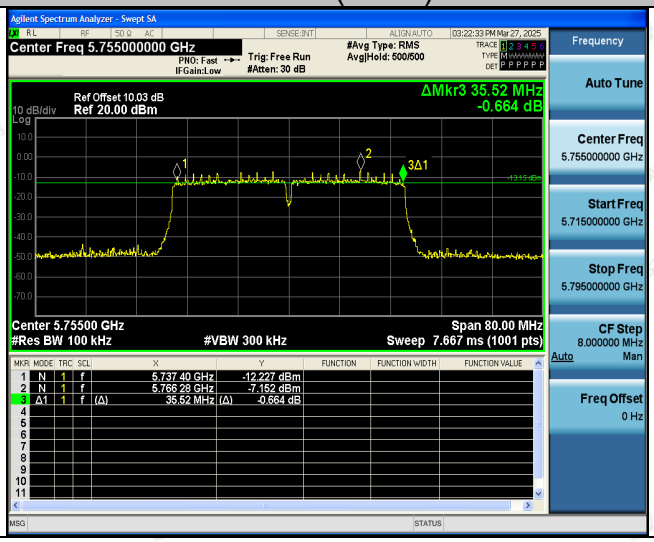

Low

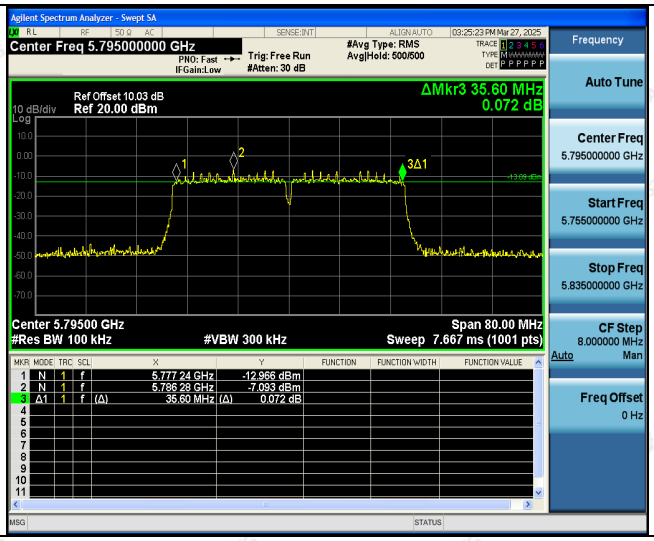

High

The results shown in this test report refer only to the sample(s) tested unless otherwise stated and the sample(s) are retained for 30 days only. The document is issued by HUAK, this document cannot be reproduced except in full with our prior written permission. The more details and the authenticity of the report will be confirmed at http://www.cer-mark.com.

802.11ac(HT20)

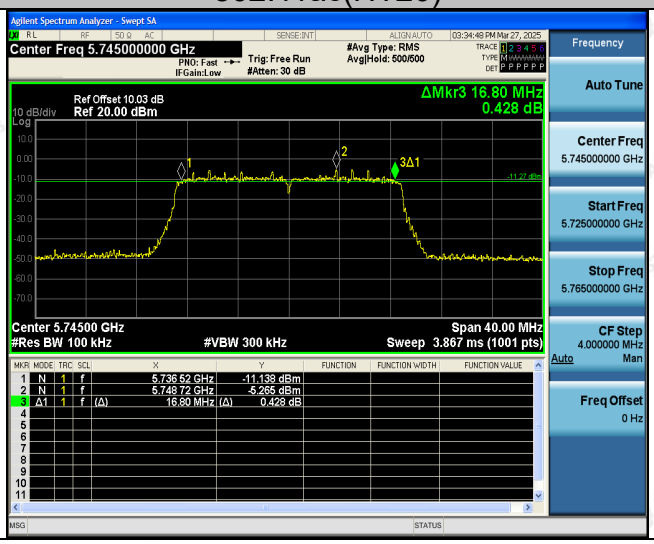

Low

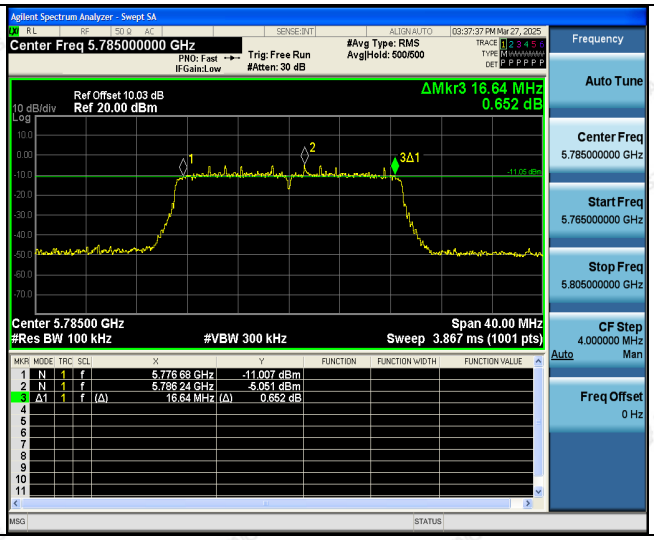

Mid

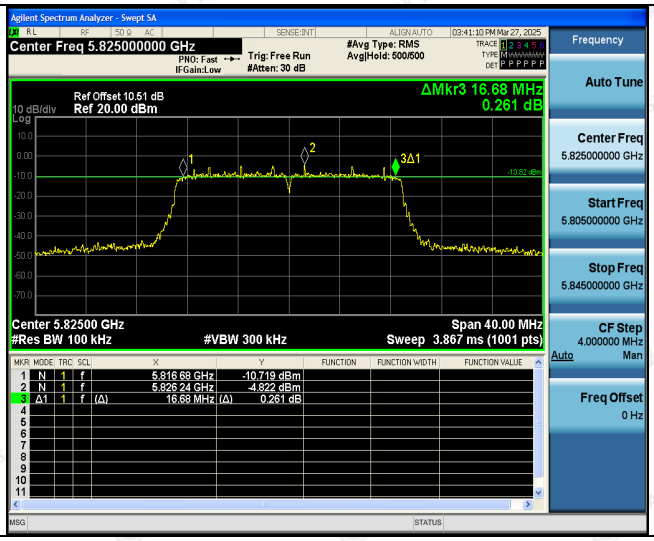

High

The results shown in this test report refer only to the sample(s) tested unless otherwise stated and the sample(s) are retained for 30 days only. The document is issued by HUAK, this document cannot be reproduced except in full with our prior written permission. The more details and the authenticity of the report will be confirmed at http://www.cer-mark.com.

802.11ac(HT40)

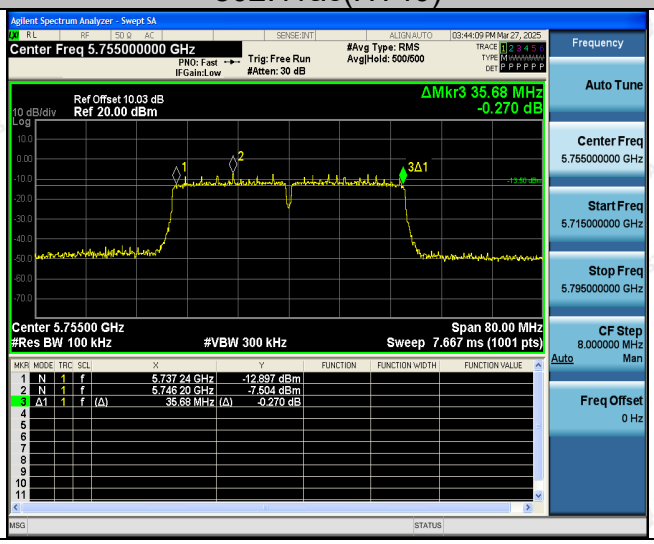

Low

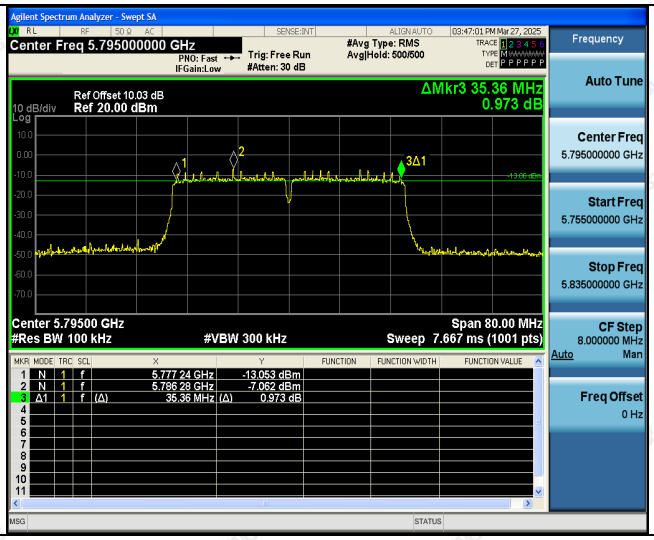

High

802.11ac(HT80)

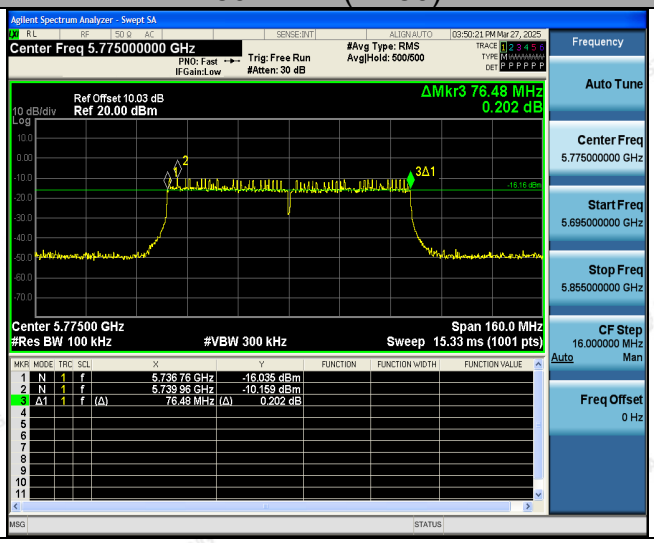

The results shown in this test report refer only to the sample(s) tested unless otherwise stated and the sample(s) are retained for 30 days only. The document is issued by HUAK, this document cannot be reproduced except in full with our prior written permission. The more details and the authenticity of the report will be confirmed at http://www.cer-mark.com.

802.11ax(HE20)

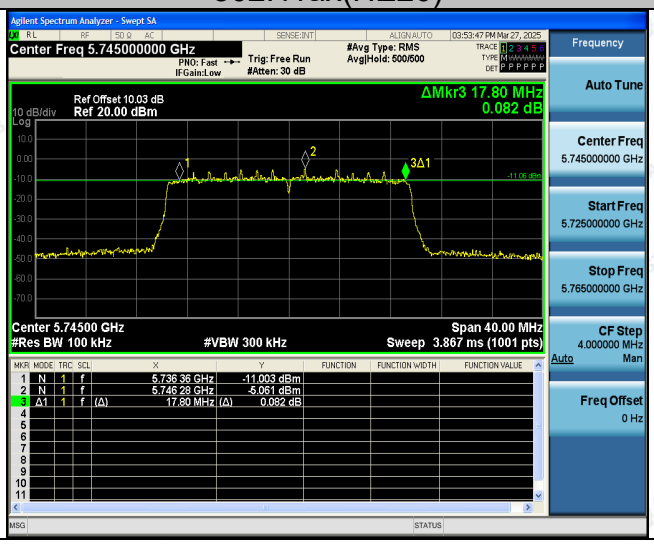

Low

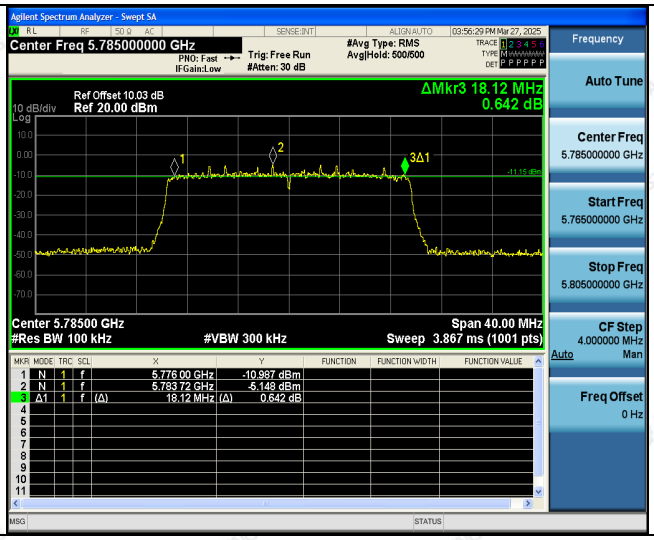

Mid

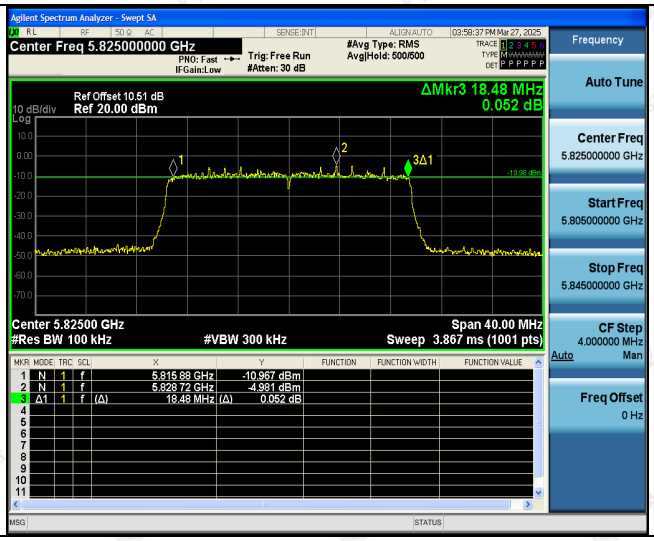

High

The results shown in this test report refer only to the sample(s) tested unless otherwise stated and the sample(s) are retained for 30 days only. The document is issued by HUAK, this document cannot be reproduced except in full with our prior written permission. The more details and the authenticity of the report will be confirmed at http://www.cer-mark.com.

802.11ax(HE40)

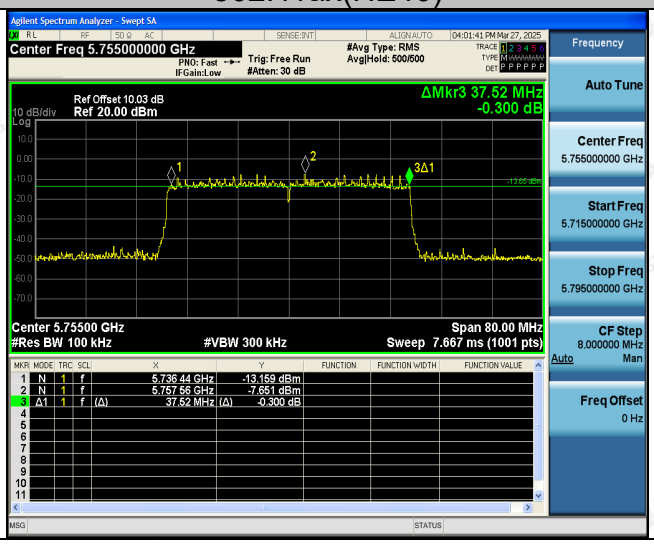

Low

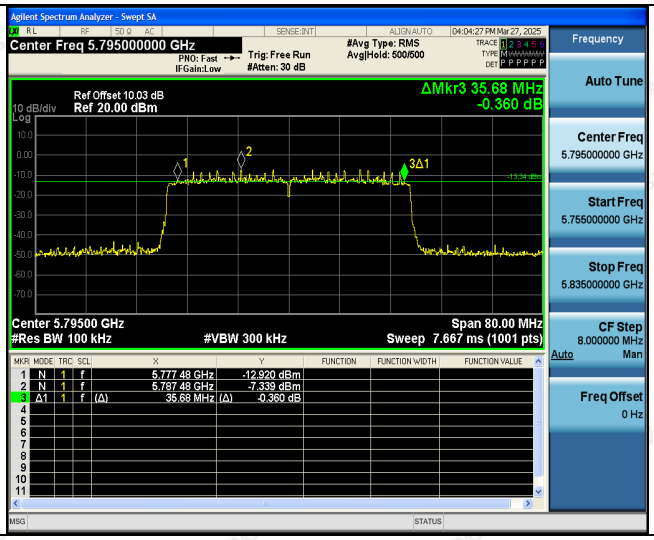

High

802.11ax(HE80)

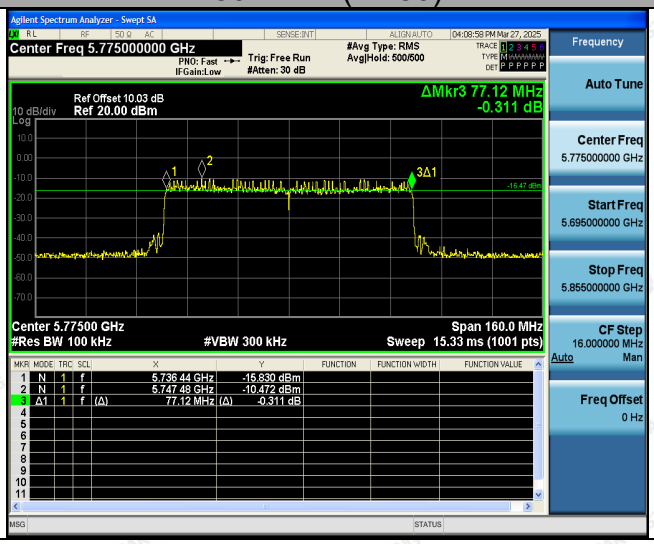

The results shown in this test report refer only to the sample(s) tested unless otherwise stated and the sample(s) are retained for 30 days only. The document is issued by HUAK, this document cannot be reproduced except in full with our prior written permission. The more details and the authenticity of the report will be confirmed at http://www.cer-mark.com.

ANT. 2

Band IV (5725 - 5850 MHz)					
Mode	Test channel	Frequency (MHz)	6 dB Bandwidth (MHz)	Limit (MHz)	Result
802.11a	CH149	5745	15.80	0.5	PASS
802.11a	CH157	5785	15.84	0.5	PASS
802.11a	CH165	5825	15.68	0.5	PASS
802.11n(HT20)	CH151	5745	17.12	0.5	PASS
802.11n(HT20)	CH159	5785	16.88	0.5	PASS
802.11n(HT20)	CH149	5825	16.40	0.5	PASS
802.11n(HT40)	CH157	5755	35.84	0.5	PASS
802.11n(HT40)	CH165	5795	35.76	0.5	PASS
802.11ac(HT20)	CH151	5745	17.08	0.5	PASS
802.11ac(HT20)	CH159	5785	17.12	0.5	PASS
802.11ac(HT20)	CH155	5825	16.72	0.5	PASS
802.11ac(HT40)	CH149	5755	35.36	0.5	PASS
802.11ac(HT40)	CH157	5795	35.76	0.5	PASS
802.11ac(HT80)	CH165	5775	75.68	0.5	PASS
802.11ax(HE20)	CH151	5745	18.76	0.5	PASS
802.11ax(HE20)	CH159	5785	18.68	0.5	PASS
802.11ax(HE20)	CH155	5825	18.52	0.5	PASS
802.11ax(HE40)	CH149	5755	35.44	0.5	PASS
802.11ax(HE40)	CH157	5795	35.68	0.5	PASS
802.11ax(HE80)	CH165	5775	76.16	0.5	PASS

Test plots as follows:

The results shown in this test report refer only to the sample(s) tested unless otherwise stated and the sample(s) are retained for 30 days only. The document is issued by HUAK, this document cannot be reproduced except in full with our prior written permission. The more details and the authenticity of the report will be confirmed at http://www.cer-mark.com.

Band IV (5725 – 5850 MHz)

802.11a

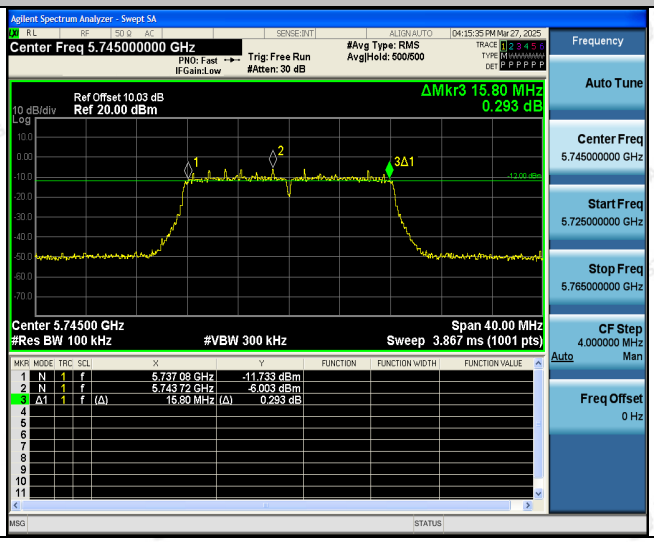

Low

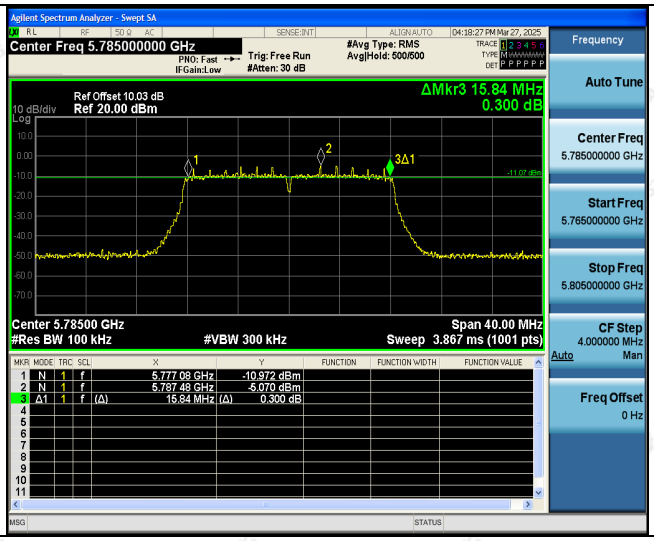

Mid

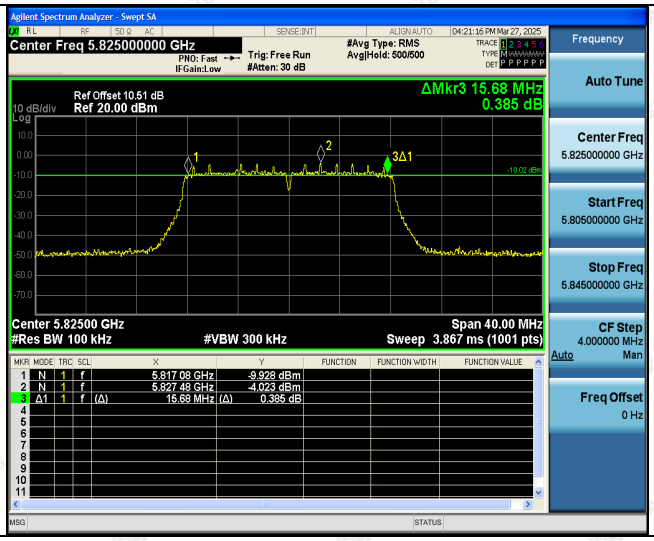

High

The results shown in this test report refer only to the sample(s) tested unless otherwise stated and the sample(s) are retained for 30 days only. The document is issued by HUAK, this document cannot be reproduced except in full with our prior written permission. The more details and the authenticity of the report will be confirmed at http://www.cer-mark.com.

802.11n(HT20)

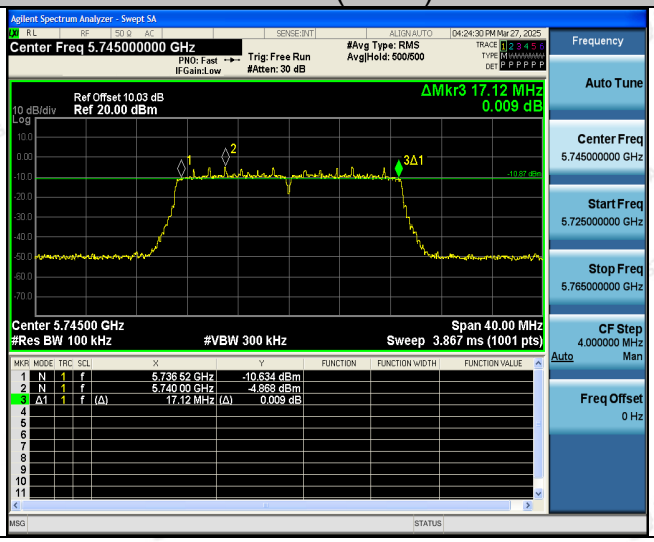

Low

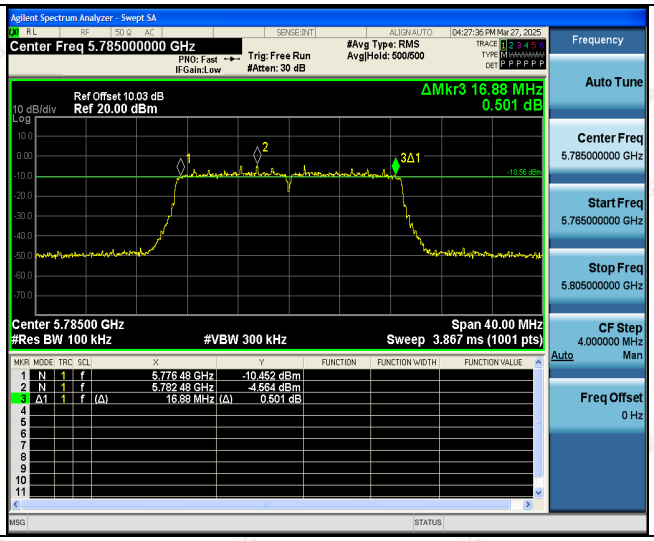

Mid

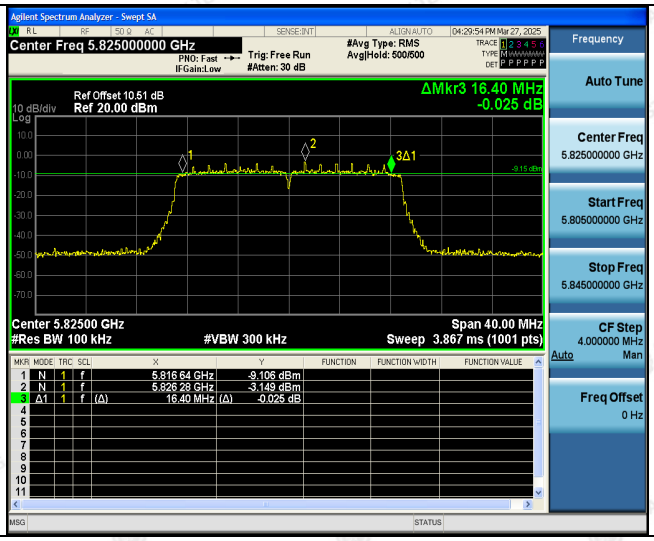

High

The results shown in this test report refer only to the sample(s) tested unless otherwise stated and the sample(s) are retained for 30 days only. The document is issued by HUAK, this document cannot be reproduced except in full with our prior written permission. The more details and the authenticity of the report will be confirmed at http://www.cer-mark.com.

802.11n(HT40)

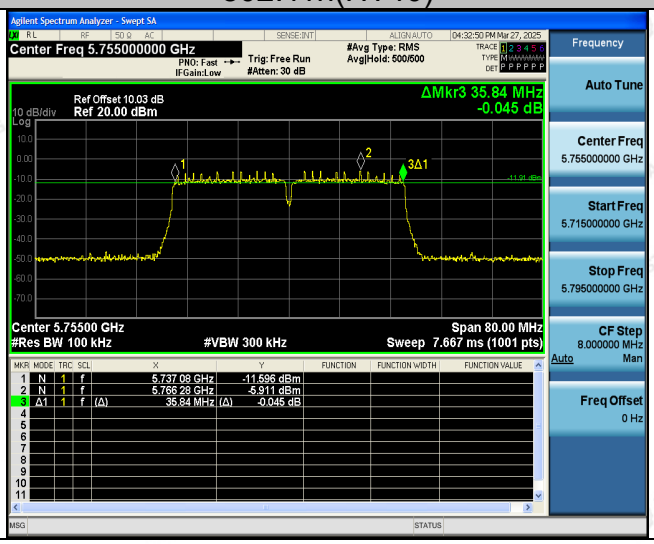

Low

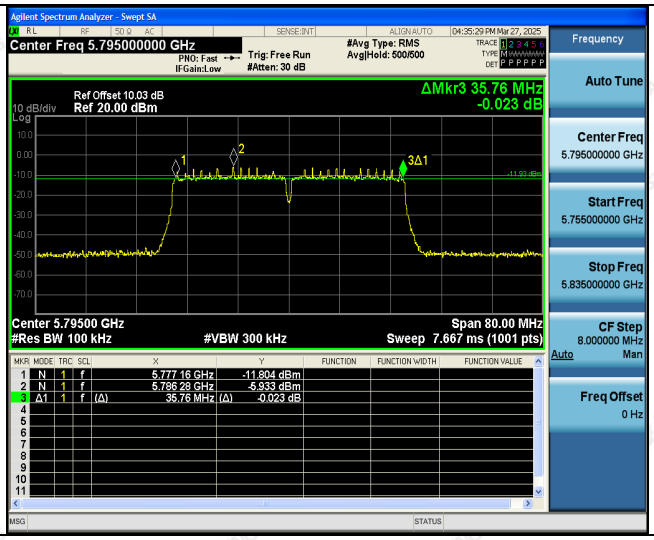

High

The results shown in this test report refer only to the sample(s) tested unless otherwise stated and the sample(s) are retained for 30 days only. The document is issued by HUAK, this document cannot be reproduced except in full with our prior written permission. The more details and the authenticity of the report will be confirmed at http://www.cer-mark.com.

802.11ac(HT20)

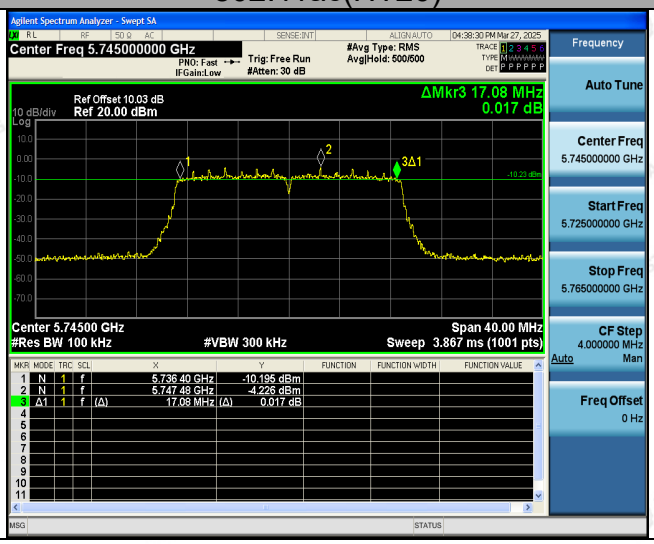

Low

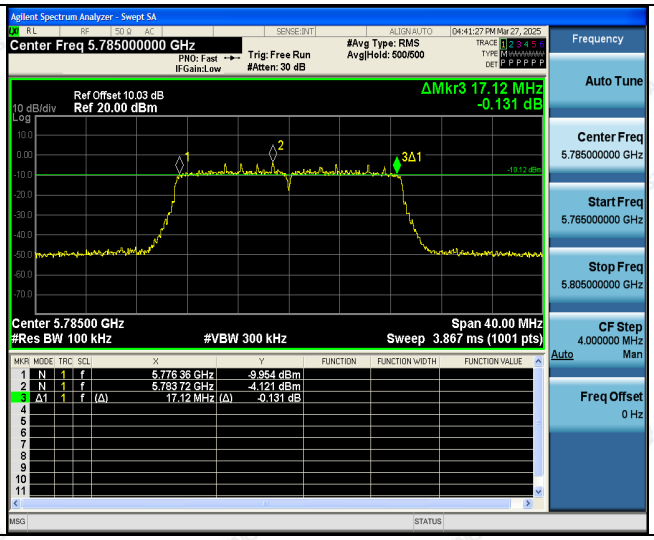

Mid

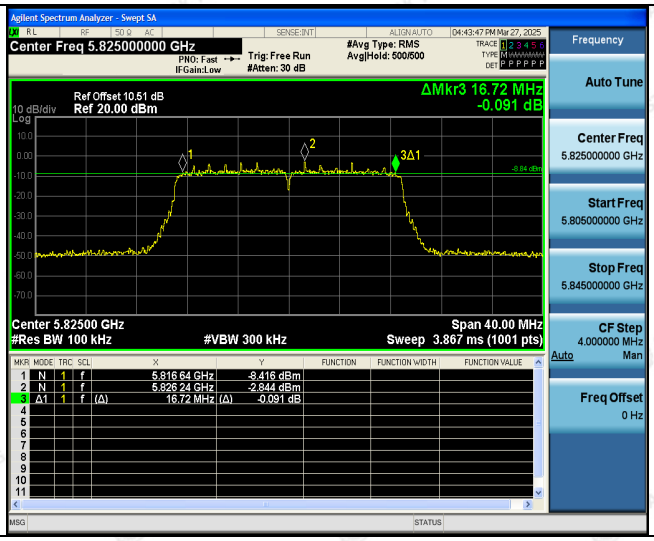

High

The results shown in this test report refer only to the sample(s) tested unless otherwise stated and the sample(s) are retained for 30 days only. The document is issued by HUAK, this document cannot be reproduced except in full with our prior written permission. The more details and the authenticity of the report will be confirmed at http://www.cer-mark.com.

802.11ac(HT40)

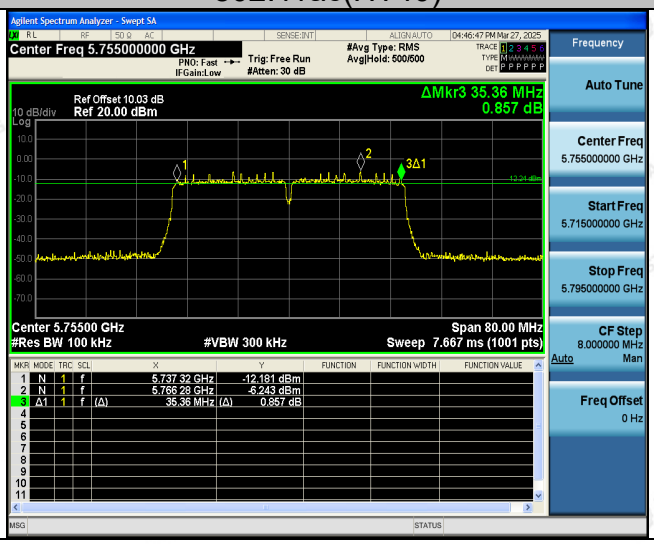

Low

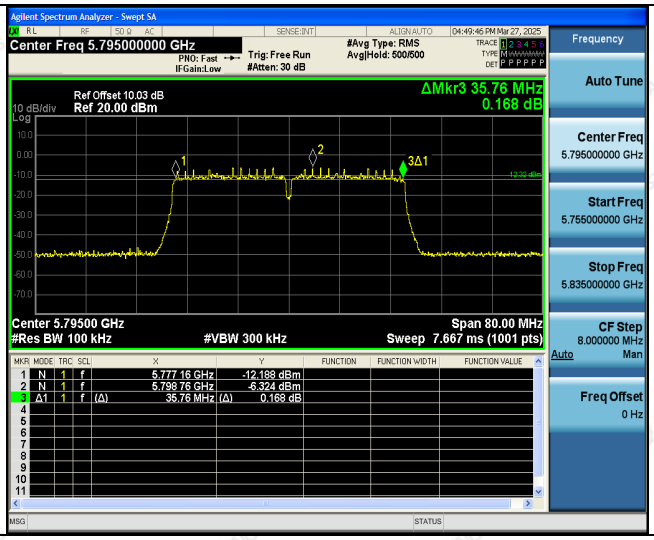

High

802.11ac(HT80)

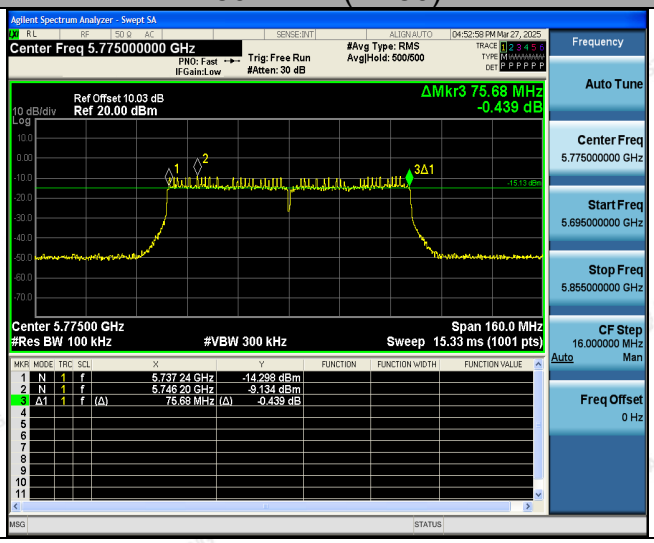

The results shown in this test report refer only to the sample(s) tested unless otherwise stated and the sample(s) are retained for 30 days only. The document is issued by HUAK, this document cannot be reproduced except in full with our prior written permission. The more details and the authenticity of the report will be confirmed at http://www.cer-mark.com.

802.11ax(HE20)

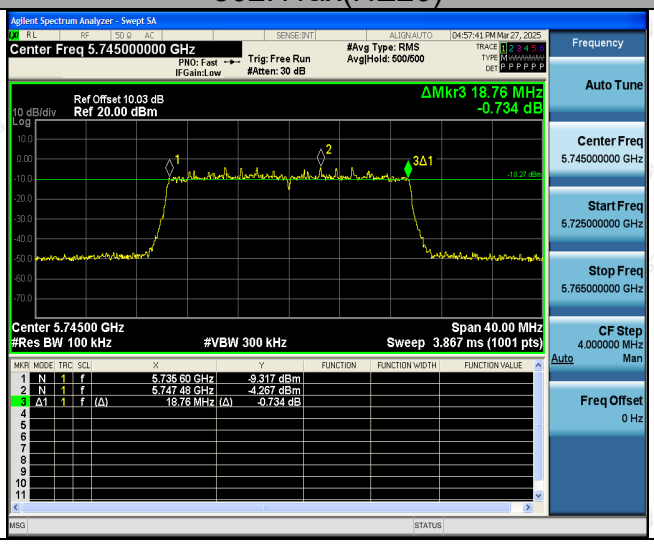

Low

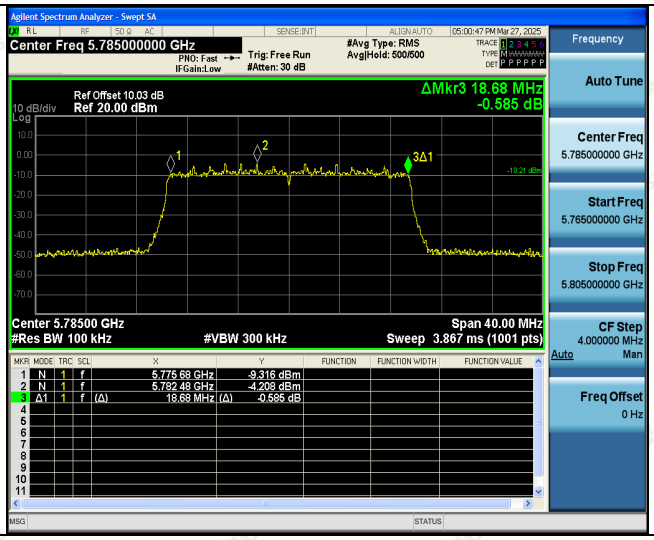

Mid

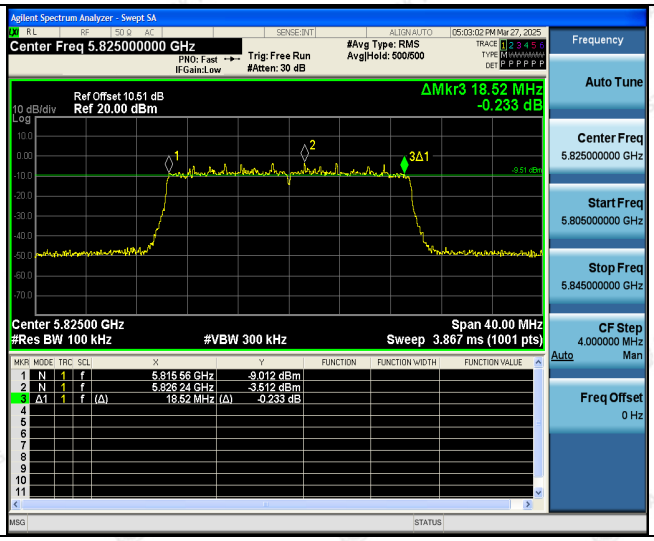

High

The results shown in this test report refer only to the sample(s) tested unless otherwise stated and the sample(s) are retained for 30 days only. The document is issued by HUAK, this document cannot be reproduced except in full with our prior written permission. The more details and the authenticity of the report will be confirmed at http://www.cer-mark.com.

802.11ax(HE40)

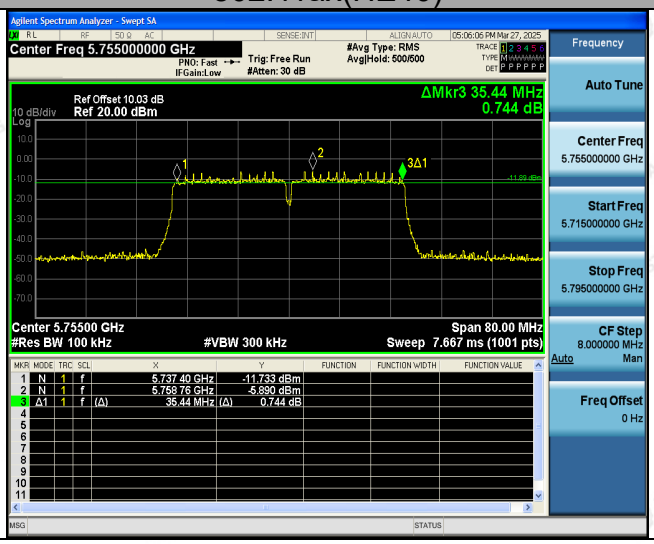

Low

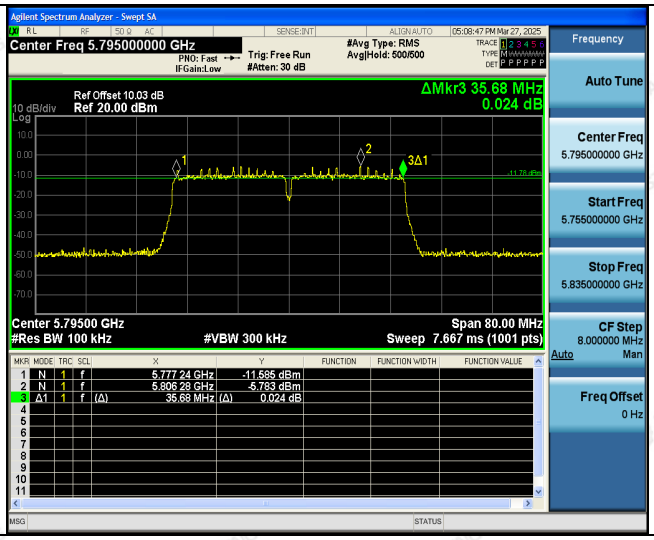

High

802.11ax(HE80)

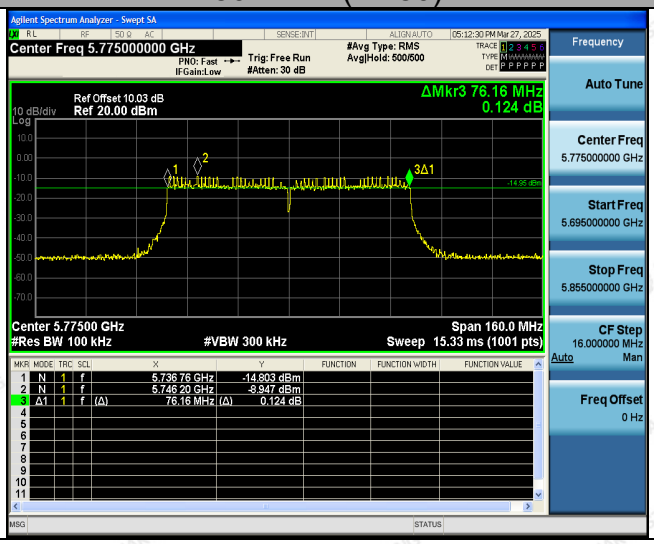

The results shown in this test report refer only to the sample(s) tested unless otherwise stated and the sample(s) are retained for 30 days only. The document is issued by HUAK, this document cannot be reproduced except in full with our prior written permission. The more details and the authenticity of the report will be confirmed at http://www.cer-mark.com.

4.4 26dB Bandwidth and 99% Occupied Bandwidth

4.4.1 Test Specification

Test Requirement:	47 CFR Part 15C Section 15.407 (a)
Test Method:	KDB789033 D02 General UNII Test Procedures New Rules v02r01 Section C
Limit:	No restriction limits
Test Setup:	
Test Mode:	Transmitting mode with modulation
Test Procedure:	1. KDB789033 D02 General UNII Test Procedures New Rules v02r01 Section C 2. Set to the maximum power setting and enable the EUT transmit continuously. 3. Make the measurement with the spectrum analyzer's resolution bandwidth RBW = 1% EBW, VBW≥3RBW, In order to make an accurate measurement. 4. Measure and record the results in the test report.
Test Result:	N/A

4.4.2 Test Instruments

RF Test Room					
Equipment	**Manufacturer**	**Model**	**Serial Number**	**Calibration Date**	**Calibration Due**
Spectrum analyzer	Agilent	N9020A	HKE-025	Feb. 19, 2025	Feb. 18, 2026
RF cable	Times	1-40G	HKE-034	Feb. 19, 2025	Feb. 18, 2026
RF automatic control unit	Tonscend	JS0806-2	HKE-060	Feb. 19, 2025	Feb. 18, 2026
RF Test Software	Tonscend	JS1120-3 Version 3.5.39	HKE-083	N/A	N/A

Note: *The calibration interval of the above test instruments is 12 months and the calibrations are traceable to international system unit (SI).*

4.4.3 Test Result

N/A

The results shown in this test report refer only to the sample(s) tested unless otherwise stated and the sample(s) are retained for 30 days only. The document is issued by HUAK, this document cannot be reproduced except in full with our prior written permission. The more details and the authenticity of the report will be confirmed at http://www.cer-mark.com.

4.5 Power Spectral Density

4.5.1 Test Specification

Test Requirement:	FCC Part15 E Section 15.407 (a)
Test Method:	KDB789033 D02 General UNII Test Procedures New Rules v02r01 Section F
Limit:	≤30.00dBm/500KHz for Band IV 5725MHz-5850MHz
Test Setup:	
Test Mode:	Transmitting mode with modulation
Test Procedure:	1. Set the spectrum analyzer or EMI receiver span to view the entire emission bandwidth. 2. Set RBW = 510 kHz/1 MHz, VBW ≥ 3*RBW, Sweep time = Auto, Detector = RMS. 3. Allow the sweeps to continue until the trace stabilizes. 4. Use the peak marker function to determine the maximum amplitude level. 5. The E.I.R.P spectral density used radiated test method. At a test site that has been validated using the procedures of ANSI C63.4 or the latest CISPR 16-1-4 for measurements above 1 GHz, so as to simulate a near free-space environment.
Test Result:	PASS

4.5.2 Test Instruments

RF Test Room					
Equipment	**Manufacturer**	**Model**	**Serial Number**	**Calibration Date**	**Calibration Due**
Spectrum analyzer	Agilent	N9020A	HKE-025	Feb. 19, 2025	Feb. 18, 2026
RF cable	Times	1-40G	HKE-034	Feb. 19, 2025	Feb. 18, 2026
RF automatic control unit	Tonscend	JS0806-2	HKE-060	Feb. 19, 2025	Feb. 18, 2026
RF Test Software	Tonscend	JS1120-3 Version 3.5.39	HKE-083	N/A	N/A

Note: *The calibration interval of the above test instruments is 12 months and the calibrations are traceable to international system unit (SI).*

The results shown in this test report refer only to the sample(s) tested unless otherwise stated and the sample(s) are retained for 30 days only. The document is issued by HUAK, this document cannot be reproduced except in full with our prior written permission. The more details and the authenticity of the report will be confirmed at http://www.cer-mark.com.

4.5.3 Test Data

ANT. 1

Configuration Band IV (5725 - 5850 MHz)						
Mode	Test channel	Level [dBm/510kHz]	10log(500/510)	Power Spectral Density	Limit (dBm/500kHz)	Result
802.11a	CH149	-0.05	-0.086	-0.136	30	PASS
802.11a	CH157	0.77	-0.086	0.684	30	PASS
802.11a	CH165	0.04	-0.086	-0.046	30	PASS
802.11n(HT20)	CH149	1.68	-0.086	1.594	30	PASS
802.11n(HT20)	CH157	1.73	-0.086	1.644	30	PASS
802.11n(HT20)	CH165	1.19	-0.086	1.104	30	PASS
802.11n(HT40)	CH151	3.52	-0.086	3.434	30	PASS
802.11n(HT40)	CH159	2.93	-0.086	2.844	30	PASS
802.11ac(HT20)	CH149	1.72	-0.086	1.634	30	PASS
802.11ac(HT20)	CH157	1.33	-0.086	1.244	30	PASS
802.11ac(HT20)	CH165	1.84	-0.086	1.754	30	PASS
802.11ac(HT40)	CH151	0.88	-0.086	0.794	30	PASS
802.11ac(HT40)	CH159	1.05	-0.086	0.964	30	PASS
802.11ac(HT80)	CH155	3.35	-0.086	3.264	30	PASS
802.11ax(HE20)	CH149	3.89	-0.086	3.804	30	PASS
802.11ax(HE20)	CH157	4.42	-0.086	4.334	30	PASS
802.11ax(HE20)	CH165	4.36	-0.086	4.274	30	PASS
802.11ax(HE40)	CH151	4.95	-0.086	4.864	30	PASS
802.11ax(HE40)	CH159	3.82	-0.086	3.734	30	PASS
802.11ax(HE80)	CH155	1.23	-0.086	1.144	30	PASS

***Note*: 1.Power Spectral Density= Level [dBm/510kHz]+（10log(Limit RBW/Test RBW)）**
2. Instrument attenuation and cable loss See test diagram

Test plots as follows:

The results shown in this test report refer only to the sample(s) tested unless otherwise stated and the sample(s) are retained for 30 days only. The document is issued by HUAK, this document cannot be reproduced except in full with our prior written permission. The more details and the authenticity of the report will be confirmed at http://www.cer-mark.com.

Band IV (5725 – 5850 MHz)

802.11a

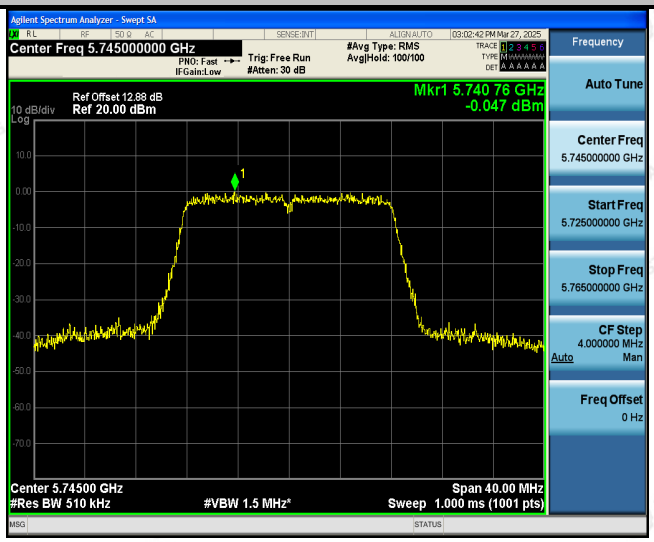

Low

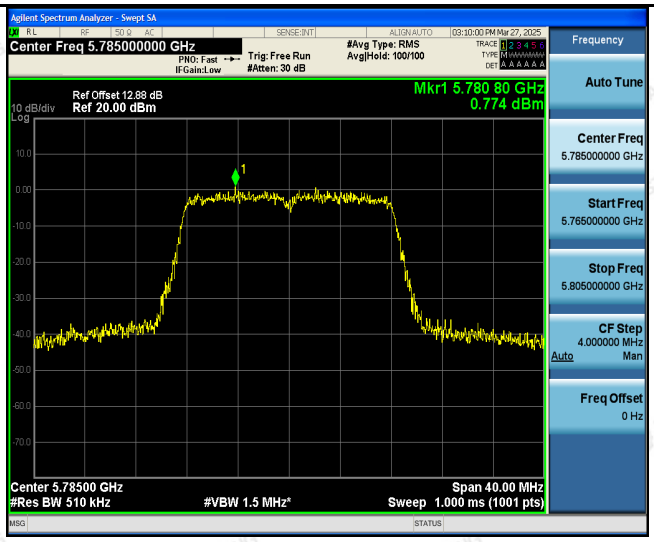

Mid

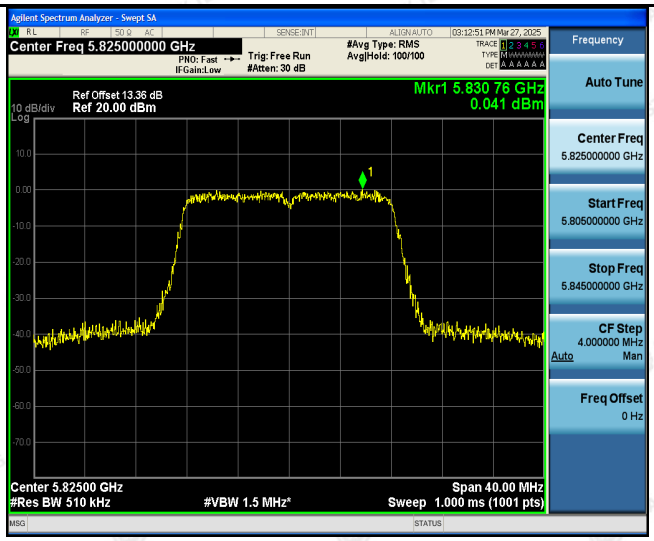

High

The results shown in this test report refer only to the sample(s) tested unless otherwise stated and the sample(s) are retained for 30 days only. The document is issued by HUAK, this document cannot be reproduced except in full with our prior written permission. The more details and the authenticity of the report will be confirmed at http://www.cer-mark.com.

802.11n(HT20)

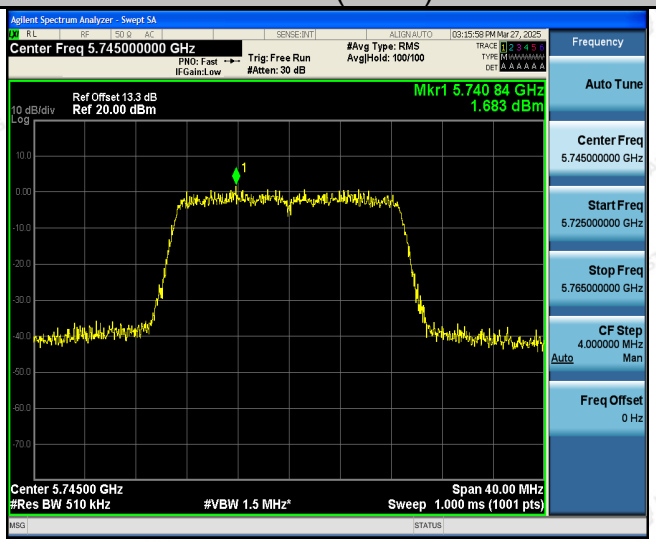

Low

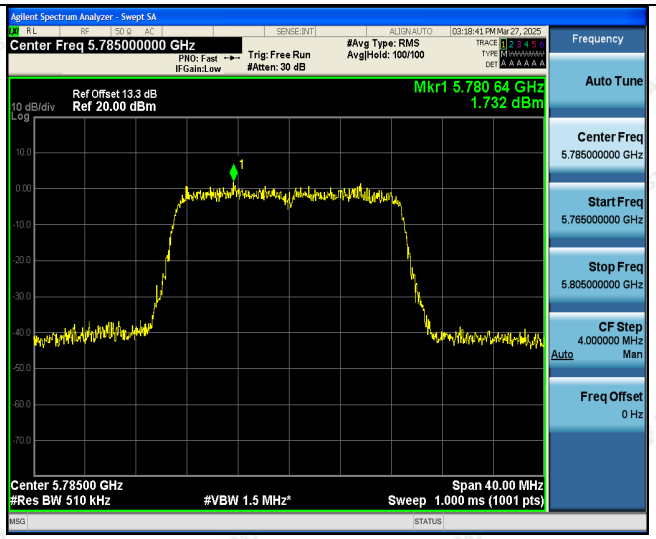

Mid

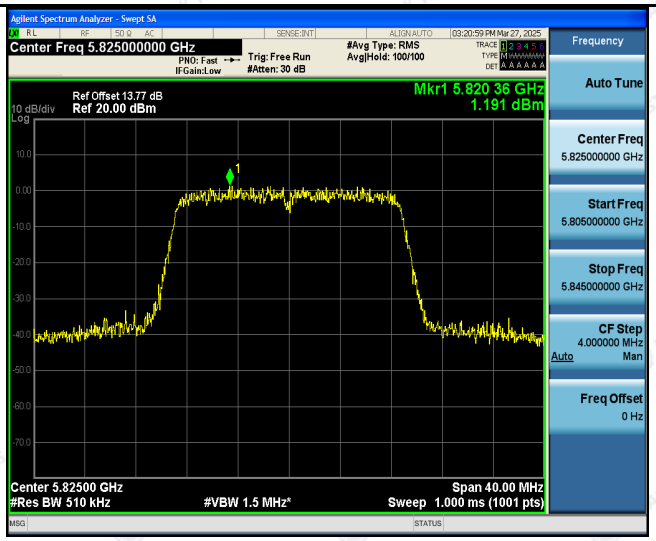

High

The results shown in this test report refer only to the sample(s) tested unless otherwise stated and the sample(s) are retained for 30 days only. The document is issued by HUAK, this document cannot be reproduced except in full with our prior written permission. The more details and the authenticity of the report will be confirmed at http://www.cer-mark.com.

802.11n(HT40)

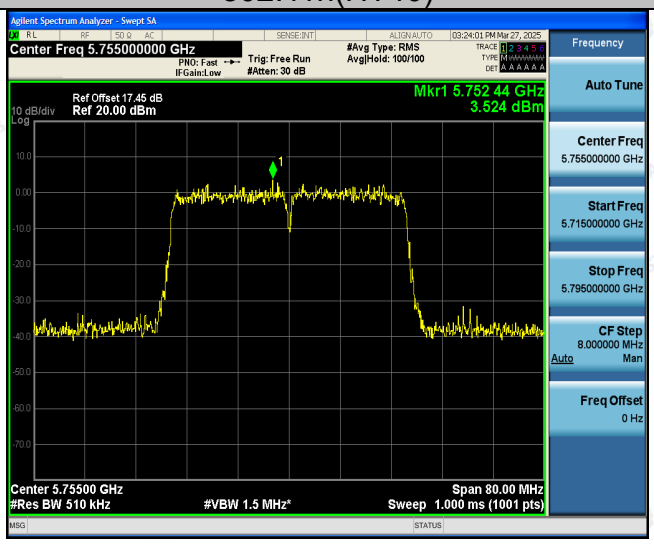

Low

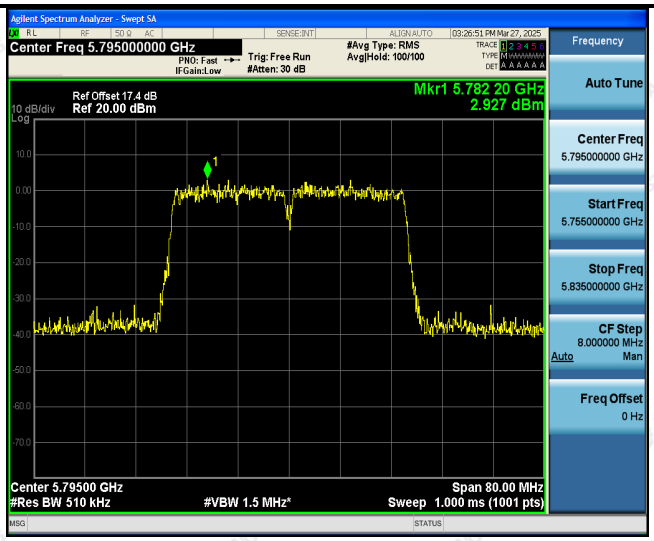

High

802.11ac(HT20)

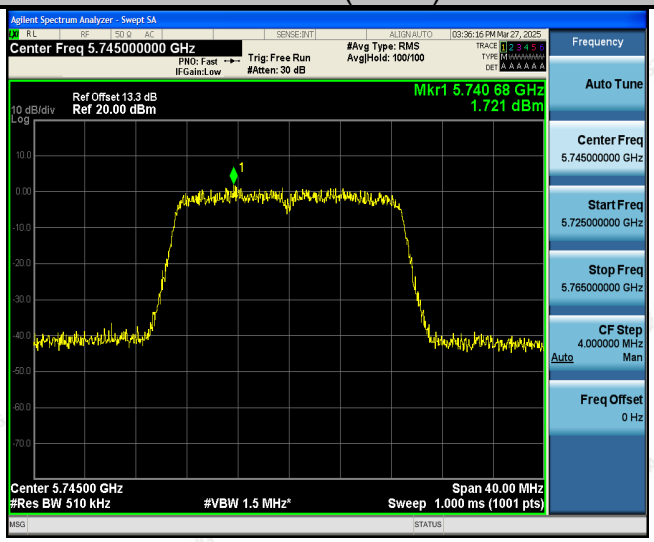

Low

The results shown in this test report refer only to the sample(s) tested unless otherwise stated and the sample(s) are retained for 30 days only. The document is issued by HUAK, this document cannot be reproduced except in full with our prior written permission. The more details and the authenticity of the report will be confirmed at http://www.cer-mark.com.

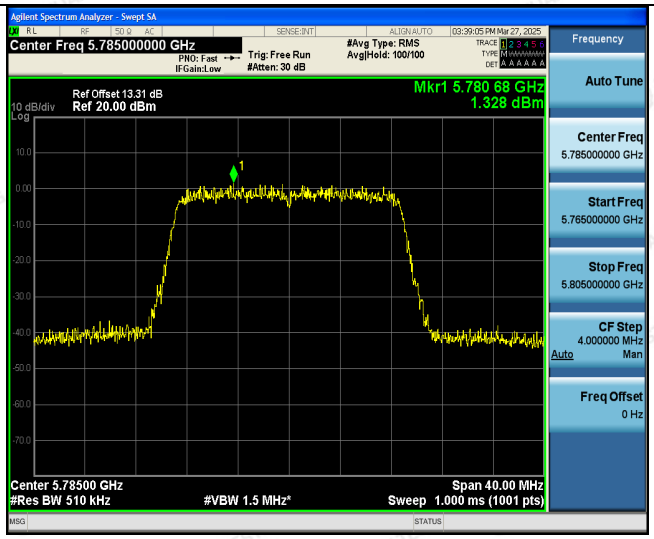

Mid

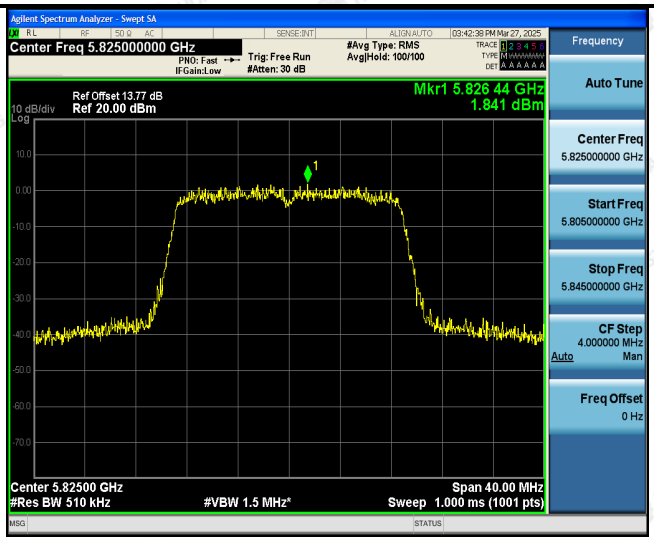

High

802.11ac(HT40)

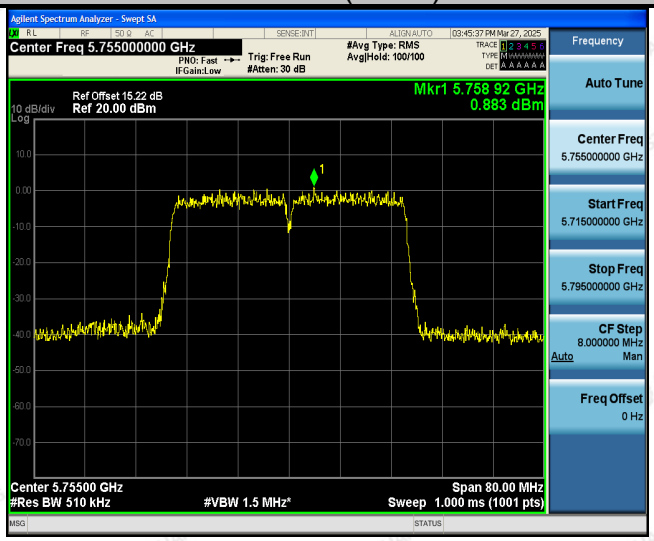

Low

The results shown in this test report refer only to the sample(s) tested unless otherwise stated and the sample(s) are retained for 30 days only. The document is issued by HUAK, this document cannot be reproduced except in full with our prior written permission. The more details and the authenticity of the report will be confirmed at http://www.cer-mark.com.

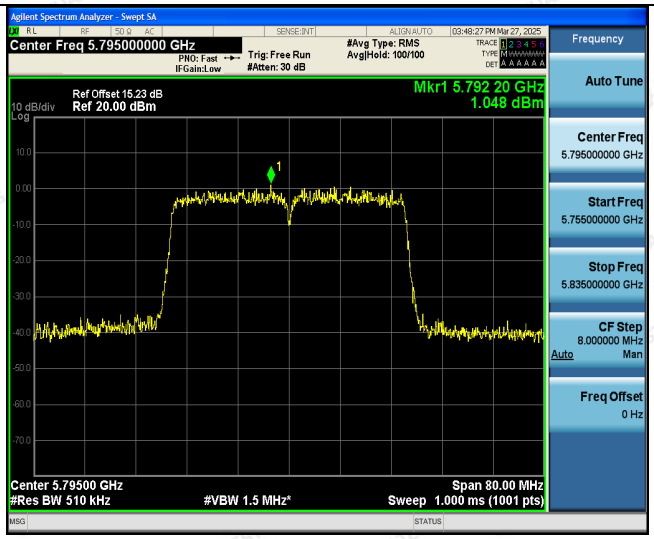

High

802.11ac(HT80)

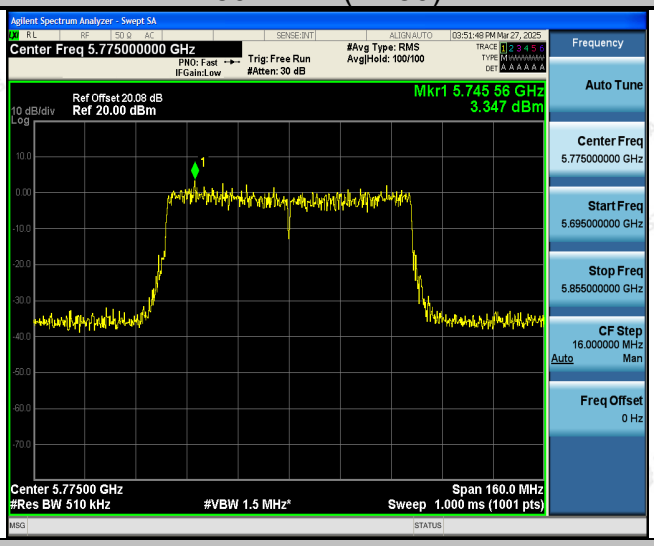

802.11ax(HE20)

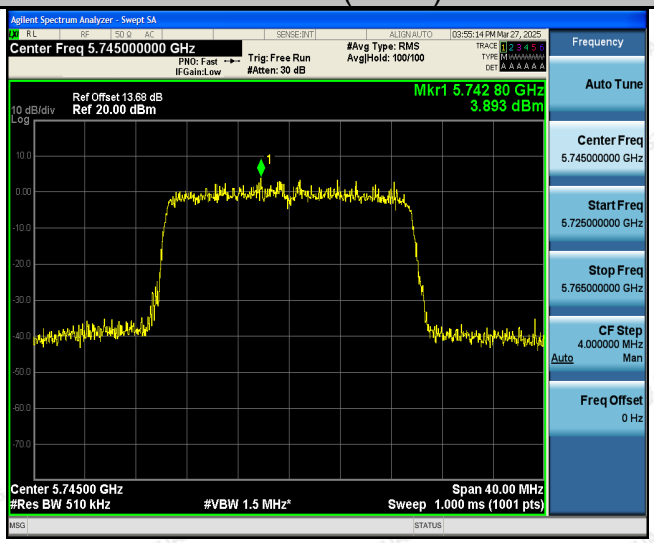

Low

The results shown in this test report refer only to the sample(s) tested unless otherwise stated and the sample(s) are retained for 30 days only. The document is issued by HUAK, this document cannot be reproduced except in full with our prior written permission. The more details and the authenticity of the report will be confirmed at http://www.cer-mark.com.

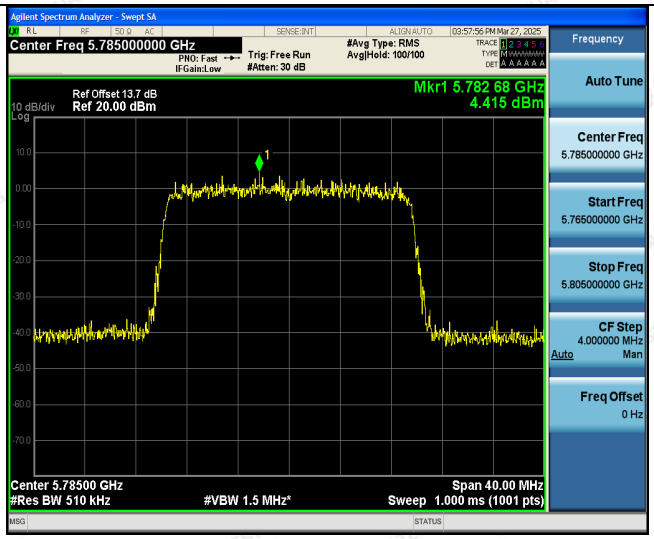

Mid

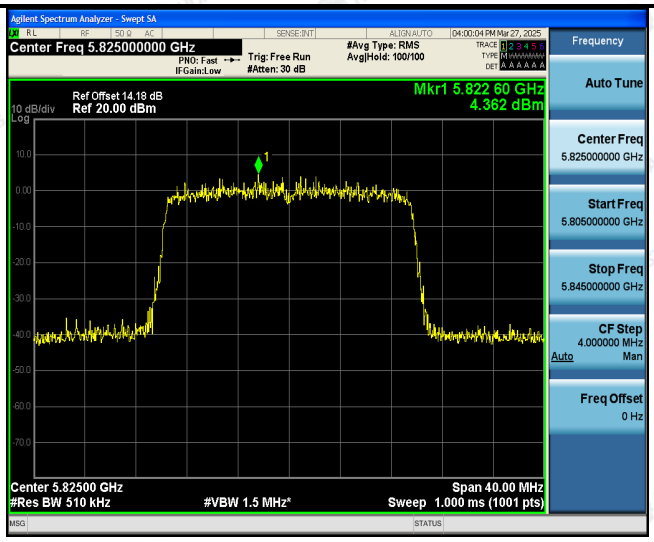

High

802.11ax(HE40)

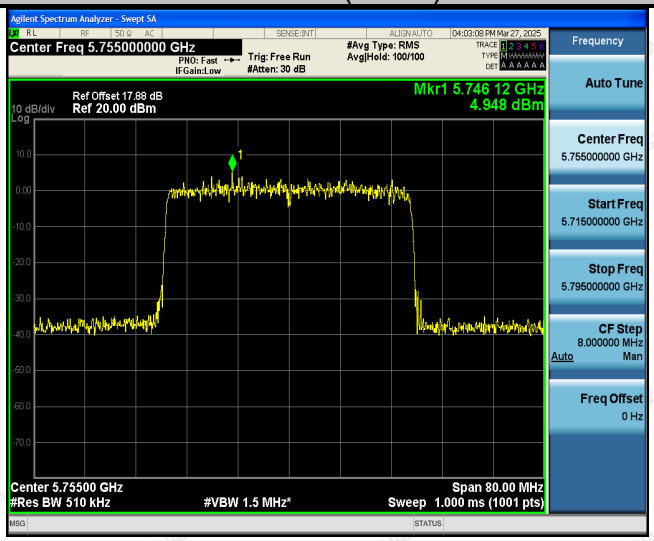

Low

The results shown in this test report refer only to the sample(s) tested unless otherwise stated and the sample(s) are retained for 30 days only. The document is issued by HUAK, this document cannot be reproduced except in full with our prior written permission. The more details and the authenticity of the report will be confirmed at http://www.cer-mark.com.

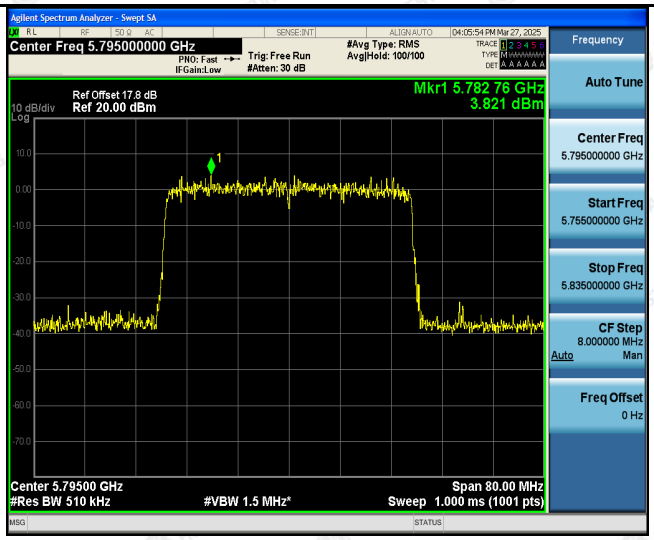

High

802.11ax(HE80)

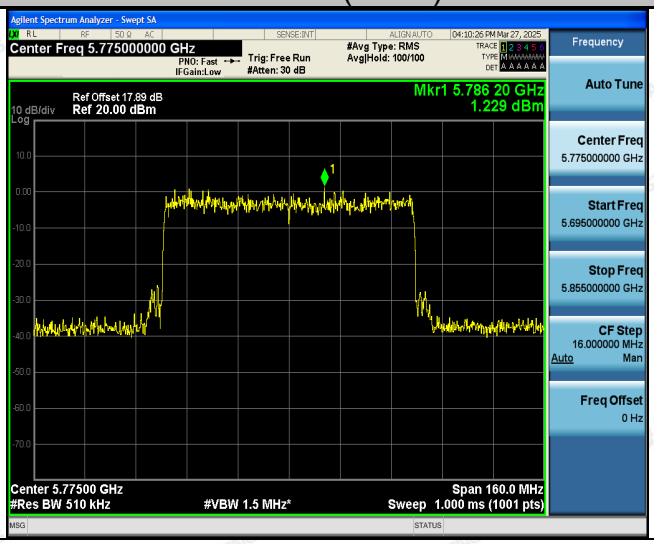

The results shown in this test report refer only to the sample(s) tested unless otherwise stated and the sample(s) are retained for 30 days only. The document is issued by HUAK, this document cannot be reproduced except in full with our prior written permission. The more details and the authenticity of the report will be confirmed at http://www.cer-mark.com.

ANT. 2

Configuration Band IV (5725 - 5850 MHz)						
Mode	Test channel	Level [dBm/510kHz]	10log(500/510)	Power Spectral Density	Limit (dBm/500kHz)	Result
802.11a	CH149	1.04	-0.086	0.954	30	PASS
802.11a	CH157	0.89	-0.086	0.804	30	PASS
802.11a	CH161	0.86	-0.086	0.774	30	PASS
802.11n(HT20)	CH149	1.55	-0.086	1.464	30	PASS
802.11n(HT20)	CH157	1.77	-0.086	1.684	30	PASS
802.11n(HT20)	CH161	2.51	-0.086	2.424	30	PASS
802.11n(HT40)	CH151	3.94	-0.086	3.854	30	PASS
802.11n(HT40)	CH159	4.15	-0.086	4.064	30	PASS
802.11ac(HT20)	CH149	1.86	-0.086	1.774	30	PASS
802.11ac(HT20)	CH157	1.76	-0.086	1.674	30	PASS
802.11ac(HT20)	CH161	3.23	-0.086	3.144	30	PASS
802.11ac(HT40)	CH151	2.00	-0.086	1.914	30	PASS
802.11ac(HT40)	CH159	2.25	-0.086	2.164	30	PASS
802.11ac(HT80)	CH155	4.19	-0.086	4.104	30	PASS
802.11ax(HE20)	CH149	3.10	-0.086	3.014	30	PASS
802.11ax(HE20)	CH157	3.97	-0.086	3.884	30	PASS
802.11ax(HE20)	CH161	3.91	-0.086	3.824	30	PASS
802.11ax(HE40)	CH151	3.92	-0.086	3.834	30	PASS
802.11ax(HE40)	CH159	4.62	-0.086	4.534	30	PASS
802.11ax(HE80)	CH155	3.12	-0.086	3.034	30	PASS

***Note*: 1.Power Spectral Density= Level [dBm/510kHz]+（10log(Limit RBW/Test RBW)）**
2. Instrument attenuation and cable loss See test diagram

Test plots as follows:

The results shown in this test report refer only to the sample(s) tested unless otherwise stated and the sample(s) are retained for 30 days only. The document is issued by HUAK, this document cannot be reproduced except in full with our prior written permission. The more details and the authenticity of the report will be confirmed at http://www.cer-mark.com.