If you have questions or comments, contact us.

888-480-9885

INSTRUCTION MANUAL

DEWALT®

DXMA1901200
ToughSound Pro
Bluetooth Speaker

TOUGHSOUND PRO BLUETOOTH SPEAKER

Instruction Manual

⚠ WARNING: TO REDUCE THE RISK OF INJURY, USER MUST READ ALL INSTRUCTIONS BEFORE OPERATING THIS PRODUCT

SAVE THESE INSTRUCTIONS

Thank you for purchasing the **ToughSound Pro Bluetooth Speaker.**
With this product, you can:

- Enjoy convenient, wireless music
- Mount to metal surfaces with secure magnetic back

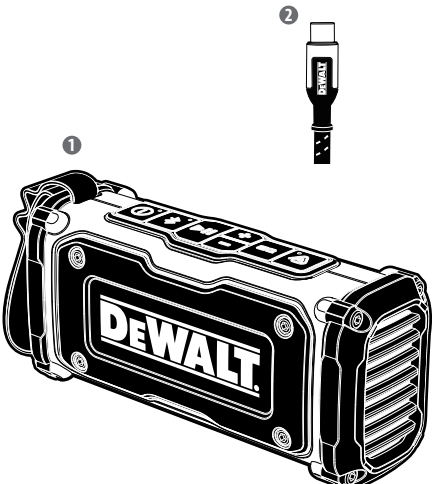

Package Contents

❶ ToughSound Pro Bluetooth Speaker
❷ Type C Charging Cable
❸ User Manual

COMPONENTS AT A GLANCE

TOUGHSOUND PRO BLUETOOTH SPEAKER:

❶ Speaker
❷ On/Off Button
❸ Bluetooth Button
❹ Play/Pause Button
❺ Volume/Track Button
❻ EQ Modes Button
❼ Auracast Button
❽ Magnet
❾ Lanyard with Loops
❿ Type C Port
⓫ Type C to C Cable

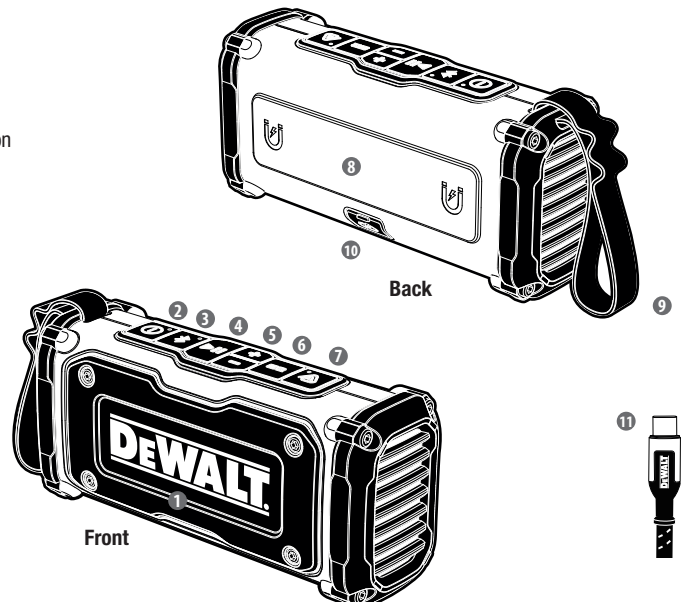

DEFINITIONS: SAFETY GUIDELINES

The definitions below describe the level of severity for each signal word. Please read the manual and pay attention to these symbols.

⚠ **DANGER:** *Indicates an imminently hazardous situation which, if not avoided, will result in death or serious injury.*

⚠ **WARNING:** *Indicates a potentially hazardous situation which, if not avoided, could result in death or serious injury.*

⚠ **CAUTION:** *Indicates a potentially hazardous situation which, if not avoided, may result in minor or moderate injury.*

⚠ **NOTICE:** *Indicates a practice not related to personal injury which, if not avoided, may result in property damage.*

⚠ **WARNING: DO NOT** leave speaker in any location with excessive heat.
⚠ **WARNING: DO NOT** charge or use the battery in explosive atmospheres, such as in the presence of flammable liquids, gases or dust.
⚠ **WARNING: DO NOT** modify the battery in any way to fit a non-compatible charger as the battery may rupture causing serious personal injury.
⚠ **WARNING: DO NOT** immerse in water or other liquids.
⚠ **WARNING: DO NOT** store or use the speaker in locations where the temperature may reach or exceed 105°F(40°C)(such as outside sheds or metal buildings in summer). For best life, store speaker in a cool, dry location.
⚠ **WARNING:** Burn hazard. Battery liquid may be flammable if exposed to spark or flame.
⚠ **WARNING:** Fire hazard. Never attempt to open the battery pack for any reason. If the battery pack is cracked or damaged, do not insert the charging cable. Do not crush, drop or damage the battery. Do not use the speaker if it has received a sharp blow, been dropped, run over or damaged in any way (e.g. pierced with a nail, hit with a hammer, stepped on).

Damaged batteries should be returned to a service center for recycling.

⚠ **WARNING:** The speaker should not be disposed of as municipal solid waste.To recycle it, contact your local hazardous waste processor or contact Call 2 Recycle® on their website, call2recycle.org, or by phone at 877-273-2925 to find the nearest drop-off location for lithium-polymer batteries.

GETTING STARTED

CHARGE THE SPEAKER

Connect one Type C end of the charging cable into the speaker and the other end into a power source. **Make sure the speaker is fully charged before using it for the first time.**

***Charger sold separately.**

⚠ **WARNING: Use only with a Listed Class 2 USB power adapter that is compliant with applicable country regulations and international/regional safety standards. Using adapters that do not meet applicable safety standards could result in injury.**
⚠ **WARNING: Observe the safety instructions of the charger being used to power this device.**

PAIR THE SPEAKER WITH YOUR BLUETOOTH DEVICE

Press and hold the speaker's ON/OFF button for 2 seconds to turn the speaker on. If not previously paired, the speaker will automatically enter pairing mode. If the speaker has been previously paired, it will automatically enter pairing mode after 3 minutes of reconnecting timeout.
Alternatively, you can press the Bluetooth button to enter pairing mode.

THE FOLLOWING DIRECTIONS SHOW YOU HOW TO FIND THE SPEAKER ON BLUETOOTH DEVICE

Turn on the Bluetooth function of your Bluetooth device and select "**DEWALT TOUGHSOUND SPEAKER**". Enter the speaker's password "**0000**" if prompted. For Bluetooth devices featuring Bluetooth 3.0 or higher, no need to enter a password.

PAIR THE SPEAKER WITH ANOTHER BLUETOOTH DEVICE

If you have another Bluetooth device that you want to pair with the speaker, make sure the Bluetooth function in any other previously paired or connected devices are turned off. You will hear "**Disconnected**" then follow the steps in "**PAIR THE SPEAKER WITH YOUR BLUETOOTH DEVICES.**"

CONTROLS

- **To turn speaker ON:** Press and hold the ON/OFF button for 2 seconds.
- **To turn speaker OFF:** Press and hold the ON/OFF button for 2 seconds.

MANAGE YOUR MUSIC

To play or pause music: Press the Play/Pause button once

- **Forward (Next Song):** Press and hold "+" button for 2 seconds
- **Volume Increase:** Press "+" button
- **Backward (Previous Song):** Press and hold "-" button for 2 seconds
- **Volume Decrease:** Press "-" button

EQ MODE

- Press EQ button to toggle EQ setting (Dynamic, Vocal, Bass, Treble).

Dynamic

- Optimizes sound automatically for balanced bass, clear vocals, and crisp highs. Recommended for everyday listening across different music types and content.

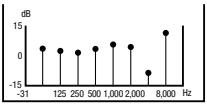

Vocal

- Enhance voice clarity by emphasizing mid-range frequencies and reducing background bass. Ideal for calls, podcasts, news, and spoken content.

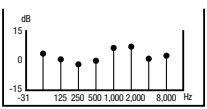

Bass

- Boosts low-frequency output for deeper, more powerful bass. Best for bass-driven music, movies, and listening in noisy environments.

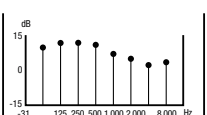

Treble

- Enhances high-frequency detail for brighter, clearer sound. Ideal for acoustic music, classical recordings, and listeners who prefer extra clarity.

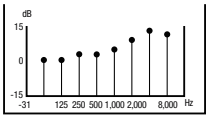

Auracast™ Multi-Speaker Connection

The ToughSound Bluetooth Speaker supports Auracast™ technology, allowing you to connect multiple ToughSound speakers for a synchronized audio experience.

1. **Ensure all Auracast™-compatible DEWALT speakers are powered on and within range.**
2. **Connect one speaker to a smartphone as the Primary speaker.** Then press the Auracast button on up to 100 Auracast™-compatible DEWALT secondary speakers to synchronize audio.
3. **On each Secondary speaker, press the Auracast button to connect to the Primary speaker.**
4. **To turn off Auracast, press the Auracast button.**

Notes:

a. **Secondary speakers need to be disconnected from a mobile device before activating Auracast™.**
b. **The Secondary ToughSound speakers' volume will be synchronized with Primary speaker.**

REMARK:

- **SECONDARY TOUGHSOUND SPEAKER COULD BE MUTED/UN-MUTED BY PRESSING THE PLAY/PAUSE BUTTON**

CHARGE INDICATOR LED STATUS:

	LEVEL OF CHARGE	CHARGE INDICATOR LED COLOR
UNIT ON AND NOT CHARGING	≤20%	Red and blinking
	20% - 40%	Yellow
	≥40%	Green
UNIT OFF AND CHARGING	0% - 99%	Red
	100%	No illumination
UNIT ON AND CHARGING	0% - 99%	Red
	100%	Green

BLUETOOTH® STATUS INDICATOR LED

Blink Patterns	Status/Mode
Continuous Single Blinks	Speaker Bluetooth® is on
Continuous Double Blinks	Speaker is in pairing mode and discoverable by your device
Solid Light	Speaker is connected with a device
No Light	Speaker is off or connected as secondary speaker in Auracast

Auracast™ Status Indicator LED

SPEAKER	Status/Mode	Condition
Primary	White	Connected to Bluetooth Device
Secondary*	Connected to Primary - Green	NOT connected to Bluetooth Device

* If the Secondary speaker is connected to the Bluetooth Device, user can unpair by pressing the Bluetooth button before activating the Auracast function.

FACTORY RESET

Long press the ON/OFF button and Play/Pause button for 3 seconds to reset and the speaker will shut down after resetting. Long press ON/OFF button for 10 seconds for a force restart when speaker has no response to any click.

TECHNICAL DATA

Music time: Up to 14 hours
Standby time: >10 Days
Charging time: Approximately 2.5 hours
Rechargeable Li-ion battery: 3.7V 3400mAh
Bluetooth version: 5.4
Compatible Bluetooth profiles: HSP / A2DP / AVRCP
Supported audio codec: SBC

Environment	Typical Bluetooth/Auracast Range
Open, unobstructed	Up to 130 ft (40 m)
Typical indoor	~30–60 ft (10–20 m)
With multiple walls	~10–20 ft (3–6 m)

IMPORTANT SAFETY INSTRUCTIONS FOR RECHARGEABLE BATTERY

- The battery is not fully charged out of the box. Before using the speaker, read the safety instructions and then follow the charging procedures outlined.
- Do not incinerate the battery module even if it is severely damaged or is completely worn out. The battery can explode in a fire. Toxic fumes and materials are created when lithium batteries are burned. If battery contents come into contact with the skin, immediately wash area with mild soap and water.
- If battery liquid gets into the eye, rinse water over the open eye for 15 minutes or until irritation ceases. If medical attention is needed, the battery electrolyte is composed of a mixture of liquid organic carbonates and lithium salts. Contents of opened battery cells may cause respiratory irritation. Provide fresh air. If symptoms persist, seek medical attention.

IP67 RATING FOR PROTECTION AGAINST DUST AND WATER

This speaker is splash and water resistant and was tested under controlled laboratory conditions with a rating of IP67 under IEC standard 60529. Water resistance is not a permanent condition and resistance might decrease as a result of normal wear. Do not attempt to charge wet speaker. To dry your speaker, tap it gently against your hand with the port cover open to remove excess liquid. Leave your speaker in a dry area with some airflow. Placing your speaker in front of a fan blowing cool air directly onto the speaker might help the drying process. Liquid damage is not covered under warranty.

3-YEAR LIMITED WARRANTY

We're here to help. If you are not satisfied with this product or have questions on how to use it, please contact us. **YOU DO NOT NEED TO CONTACT THE RETAILER.** Please contact one of our service representatives, using the contact info listed below. Please provide the product number when contacting us.

PLEASE CALL CUSTOMER SERVICE: 888-480-9885,
8:00 a.m. -5:00 p.m. PT, Monday - Friday, or e-mail us using:
dewaltinfo@efilliate.com
E-filliate, Inc.
11321 White Rock Road
Rancho Cordova, CA 95742 USA

Federal Communications Commission (FCC) Statement

This device complies with part 15 of the FCC Rules. Operation is subject to the following two conditions:
(1) This device may not cause harmful interference, and
(2) this device must accept any interference received, including interference that may cause undesired operation.
Note: This equipment has been tested and found to comply with the limits for a Class B digital device, pursuant to part 15 of the FCC Rules. These limits are designed to provide reasonable protection against harmful interference in a residential installation. This equipment generates, uses and can radiate radio frequency energy and, if not installed and used in accordance with the instructions, may cause harmful interference to radio communications. However, there is no guarantee that interference will not occur in a particular installation. If this equipment does cause harmful interference to radio or television reception, which can be determined by turning the equipment off and on, the user is encouraged to try to correct the interference by one or more of the following measures:
• Reorient or relocate the receiving antenna.
• Increase the separation between the equipment and receiver.
• Connect the equipment into an outlet on a circuit different from that to which the receiver is connected.
• Consult the dealer or an experienced radio/TV technician for help.
Warning: Changes or modifications made to this device not expressly approved by E-filliate Incorporated for compliance may void the FCC authorization to operate this device.

RF exposure statement:

This device complies with FCC RF radiation exposure limits set forth for an uncontrolled environment. The device is installed and operated without restriction.

This device contains licence-exempt transmitter(s)/receiver(s) that comply with Innovation, Science and Economic Development Canada's licence-exempt RSS(s). Operation is subject to the following two conditions:

1.This device may not cause interference.
2.This device must accept any interference, including interference that may cause undesired operation of the device.

ISED Statement
This device contains licence-exempt transmitter(s)/receiver(s) that comply with Innovation, Science and Economic Development Canada's licence-exempt RSS(s). Operation is subject to the following two conditions:
1. This device may not cause interference.
2. This device must accept any interference, including interference that may cause undesired operation of the device.
Déclaration ise
Cet appareil contient des émetteurs/récepteurs exemptés de licence qui sont conformes aux RSS exemptés de licence d'innovation, sciences et développement économique Canada. Le fonctionnement est soumis aux deux conditions suivantes:
1. Cet appareil ne peut pas causer d'interférences.
2. Cet appareil doit accepter toute interférence, y compris les interférences qui peuvent causer un fonctionnement indésirable de l'appareil.

For Receiver:
This device meets the exemption from the routine evaluation limits in section 6.3 of RSS 102 and compliance with RSS 102 RF exposure, users can obtain Canadian information on RF exposure and compliance.
Cet appareil satisfait à l'exemption des limites d'évaluation de routine de la section 6.3 du RSS 102 et conformité au RSS 102 exposition aux RF. Les utilisateurs peuvent obtenir de l'information canadienne sur l'exposition aux RF et la conformité.

This equipment complies with Canada radiation exposure limits set forth for an uncontrolled environment. The device is installed and operated without restriction.
Cet équipement est conforme Canada limites d'exposition aux radiations dans un environnement non contrôlé. Die Installation und der Betrieb der Ausrüstung sind uneingeschränkt.

For Transmitter:
This device meets the exemption from the routine evaluation limits in section 6.3 of RSS 102 and compliance with RSS 102 RF exposure, users can obtain Canadian information on RF exposure and compliance.
cet appareil est conforme à l'exemption des limites d'évaluation courante dans la section 6.3 du cnr - 102 et conformité avec rss 102 de l'exposition aux rf, les utilisateurs peuvent obtenir des données canadiennes sur l'exposition aux champs rf et la conformité.

This equipment complies with Canada radiation exposure limits set forth for an uncontrolled environment. The device is installed and operated without restriction.
Cet équipement est conforme Canada limites d'exposition aux radiations dans un environnement non contrôlé. Die Installation und der Betrieb der Ausrüstung sind uneingeschränkt.

Part No. DXMA1901200 ©2026 Stanley Black & Decker, Inc

FCC ID: 2ADH6-1901200

DEWALT® and the DEWALT Logo are trademarks of the DEWALT Industrial Tool Co., or an affiliate thereof and are used under license. The yellow/black color scheme is a trademark for DEWALT power tools & accessories. DEWALT® y el logotipo DEWALT son marcas comerciales de DEWALT Industrial Tool Co., o de alguna de sus filiales, y se emplean con licencia. Su esquema de colores amarillo y negro es una marca comercial de las herramientas eléctricas y accesorios de DEWALT. DEWALT® et le logo DEWALT sont des marques de commerce de DEWALT Industrial Tool Co. ou d'une société affiliée à cette dernière et sont utilisées sous licences. L'agencement de couleurs jaune et noir est une marque de commerce des outils électriques et accessoires DEWALT.

Manufactured by/Fabricado por/Fabriqué par E-filliate Inc.
11321 White Rock Rd.
Rancho Cordova, CA 95742 USA