Product: Wireless MCU module with BLE 5.2 compliant and Zigbee 3.1 Radio

Type Identification: WBZ450PE, WBZ450UE, WBZ450PC, WBZ450UC

PCB Antenna

Photograph 1: Test Setup for Spurious Emissions (Front View 1)



Photograph 2: Test Setup for Spurious Emissions (Front View 2)



Product: Wireless MCU module with BLE 5.2 compliant and Zigbee 3.1 Radio

Type Identification: WBZ450PE, WBZ450UE, WBZ450PC, WBZ450UC

Photograph 3: Test Setup for Spurious Emissions (Back View 1)



Photograph 4: Test Setup for Spurious Emissions (Back View 2)



Product: Wireless MCU module with BLE 5.2 compliant and Zigbee 3.1 Radio

Type Identification: WBZ450PE, WBZ450UE, WBZ450PC, WBZ450UC

Photograph 5: Test Setup for Spurious Emissions (Back View 3)



Photograph 6: Test Setup for Spurious Emissions (Back View 4)



Product: Wireless MCU module with BLE 5.2 compliant and Zigbee 3.1 Radio

Type Identification: WBZ450PE, WBZ450UE, WBZ450PC, WBZ450UC

Photograph 7: Test Setup for Mains Conducted Emissions (Front View)

Photograph 8: Test Setup for Mains Conducted Emissions (Back View)



Product: Wireless MCU module with BLE 5.2 compliant and Zigbee 3.1 Radio

Type Identification: WBZ450PE, WBZ450UE, WBZ450PC, WBZ450UC

UFL Antenna (ANT No. 4)

Photograph 9: Test Setup for Spurious Emissions (Front View 1)



Photograph 10: Test Setup for Spurious Emissions (Front View 2)

Product: Wireless MCU module with BLE 5.2 compliant and Zigbee 3.1 Radio

Type Identification: WBZ450PE, WBZ450UE, WBZ450PC, WBZ450UC

Photograph 11: Test Setup for Spurious Emissions (Back View 1)



Photograph 12: Test Setup for Spurious Emissions (Back View 2)



Product: Wireless MCU module with BLE 5.2 compliant and Zigbee 3.1 Radio

Type Identification: WBZ450PE, WBZ450UE, WBZ450PC, WBZ450UC

Photograph 13: Test Setup for Spurious Emissions (Back View 3)



Photograph 14: Test Setup for Spurious Emissions (Back View 4)



Product: Wireless MCU module with BLE 5.2 compliant and Zigbee 3.1 Radio

Type Identification: WBZ450PE, WBZ450UE, WBZ450PC, WBZ450UC

Photograph 15: Test Setup for Mains Conducted Emissions (Front View)



Photograph 16: Test Setup for Mains Conducted Emissions (Back View)

Product: Wireless MCU module with BLE 5.2 compliant and Zigbee 3.1 Radio

Type Identification: WBZ450PE, WBZ450UE, WBZ450PC, WBZ450UC

UFL Antenna (ANT No. 5)

Photograph 17: Test Setup for Spurious Emissions (Front View 1)



Photograph 18: Test Setup for Spurious Emissions (Front View 2)

Product: Wireless MCU module with BLE 5.2 compliant and Zigbee 3.1 Radio

Type Identification: WBZ450PE, WBZ450UE, WBZ450PC, WBZ450UC

Photograph 19: Test Setup for Spurious Emissions (Back View 1)



Photograph 20: Test Setup for Spurious Emissions (Back View 2)



Photograph 21: Test Setup for Spurious Emissions (Back View 3)



Photograph 22: Test Setup for Spurious Emissions (Back View 4)



Product: Wireless MCU module with BLE 5.2 compliant and Zigbee 3.1 Radio

Type Identification: WBZ450PE, WBZ450UE, WBZ450PC, WBZ450UC

Photograph 23: Test Setup for Mains Conducted Emissions (Front View)



Photograph 24: Test Setup for Mains Conducted Emissions (Back View)