FCC TEST REPORT
for
Xiamen Prima Technology Inc.

Interactive Flat Panel

Model No.: LE-55PC**(* can be A～Z, 0～9 instead)

FCC ID: 2ADID-LE-55PC88

Prepared for	:	Xiamen Prima Technology Inc.
Address	:	No.178, Xinfeng Road, Xiamen, Fujian, P.R. China
Prepared by	:	Accurate Technology Co., Ltd.
Address	:	F1, Bldg. A&D, Changyuan New Material Port, Keyuan Rd., Science & Industry Park, Nanshan District Shenzhen 518057, P.R. China Tel: +86-755-26503290 Fax: +86-755-26503396

Report No.	:	ATE20160582
Date of Test	:	September 3, 2016
Date of Report	:	September 5, 2016

TABLE OF CONTENTS

Description Page

Test Report

1. TEST RESULTS SUMMARY 4
2. GENERAL INFORMATION 5
2.1. Description of Device (EUT) 5
2.2. Accessory and Auxiliary Equipment 6
2.3. Description of Test Facility 7
2.4. Measurement Uncertainty 7
3. MEASURING DEVICE AND TEST EQUIPMENT 8
3.1. For Radiated Emission Measurement 8
3.2. The Equipment Used to Measure Conducted Disturbance (L.I.S.N) 9
4. POWER LINE CONDUCTED MEASUREMENT 10
4.1. Block Diagram of Test Setup 10
4.2. Test mode description 10
4.3. Power Line Conducted Emission Measurement Limits 10
4.4. Configuration of EUT on Measurement 10
4.5. Operating Condition of EUT 11
4.6. Test Procedure 11
4.7. Power Line Conducted Emission Measurement Results 11
5. RADIATED EMISSION MEASUREMENT 36
5.1. Block Diagram of Test 36
5.2. Test mode description 36
5.3. Radiated Emission Limit (Class B) 37
5.4. Manufacturer 37
5.5. Operating Condition of EUT 37
5.6. Test Procedure 38
5.7. Radiated Emission Noise Measurement Result 39
6. PHOTOGRAPHS 88
6.1. Photos of Radiated Emission Measurement 88
6.2. Photo of Conducted Emission Measurement 89
6.3. Photo of EUT 89

Test Report

Applicant	: Xiamen Prima Technology Inc.
Manufacturer	: Xiamen Prima Technology Inc.
EUT Description	: Interactive Flat Panel
Model No.	: LE-55PC**(* can be A～Z, 0～9 instead)
Trade Name	: PRIMA

Measurement Procedure Used:

FCC Rules and Regulations Part 15 Subpart B Class B
ANSI C63.4: 2014

The device described above is tested by Accurate Technology Co., Ltd. to determine the maximum emission levels emanating from the device. The maximum emission levels are compared to the FCC Part 15 Subpart B Class B limits both radiated and conducted emissions. The measurement results are contained in this test report and Accurate Technology Co., Ltd. is assumed full responsibility for the accuracy and completeness of these measurements. Also, this report shows that the Equipment Under Test (EUT) is to be technically compliant with the FCC requirements.

This report applies to above tested sample only. This report shall not be reproduced in part without written approval of Accurate Technology Co., Ltd.

Date of Test : September 3, 2016
Date of Report: September 5, 2016

Prepared by : Bob Wang
(Bob Wang, Engineer)

Approved & Authorized Signer : Sean Liu
(Sean Liu, Manager)

1. TEST RESULTS SUMMARY

Test Items	Test Standard	Test Results
Power Line Conducted Emission	FCC Part 15 Subpart B	Pass
Radiated Emission	FCC Part 15 Subpart B	Pass

Remark: “N/A” Means not applicable

2. GENERAL INFORMATION

2.1.Description of Device (EUT)

Product	:	Interactive Flat Panel
Model No.	:	LE-55PC**(* can be A～Z, 0～9 instead)
Test Voltage	:	INPUT: AC 100--240V~50/60Hz 2.4A
Trade Name	:	PRIMA
Remark(s)	:	The EUT highest operating frequency provided by Manufacturer is 1.2GHz and include include 2.4GHz and 5GHz wifi, the radiated emission measurement shall be made up to 40 GHz.
Applicant	:	Xiamen Prima Technology Inc.
Address	:	No.178, Xinfeng Road, Xiamen, Fujian, P.R. China
Manufacturer	:	Xiamen Prima Technology Inc.
Address	:	Wanlida Industry Zone Building C, Nanjing Fujian, P.R. China.
Date of sample receiver	:	April 20, 2016
Date of Test	:	September 3, 2016

2.2.Accessory and Auxiliary Equipment

PC	:	Manufacturer: DELL M/N: DMC S/N: HZXLM1
media player	:	Manufacturer: TOSHIBA M/N: STOR.E TV+ S/N: 101200005
USB Memory Disk	:	Manufacturer: Smartocean M/N: 3611S/N: 101200005
LCD Monitor	:	Manufacturer: DELL M/N: 1704FPTt S/N: 434
Keyboard	:	Manufacturer: DELL M/N: SK-8110 S/N: LR86682
Mouse	:	Manufacturer: DELL M/N: M071KC S/N: 410042355
Earphone	:	Manufacturer: APPLE M/N: iPhone (Matching earphone) S/N: 7M6369W3VQ5
HDMI Line	:	HDMI line length of 1 meters, have shield and magnetic ring
VGA Line	:	VGA line length of 1 meters, have shield and magnetic ring
AV Line	:	AV line length of 0.8 meters, have shield and magnetic ring
DP Line	:	DP line length of 0.8 meters, have shield and magnetic ring
TOUCH Line	:	DP line length of 1.2 meters, have shield and magnetic ring
Net port line	:	Net port length of 4 meters, have shield and magnetic ring

2.3.Description of Test Facility

EMC Lab	:	Accredited by TUV Rheinland Shenzhen Listed by FCC The Registration Number is 253065 Listed by FCC The Registration Number is 752051 Listed by Industry Canada The Registration Number is 5077A-1 Listed by Industry Canada The Registration Number is 5077A-2 Accredited by China National Accreditation Committee for Laboratories The Certificate Registration Number is L3193
Name of Firm	:	Accurate Technology Co., Ltd.
Site Location	:	F1, Bldg. A&D, Changyuan New Material Port, Keyuan Rd. Science & Industry Park, Nanshan District, Shenzhen 518057, P.R. China

2.4.Measurement Uncertainty

Conducted Emission Expanded Uncertainty	=	2.23dB, k=2
Power Disturbance Expanded Uncertainty	=	2.92 dB, k=2
Radiated emission expanded uncertainty (9kHz-30MHz)	=	3.08dB, k=2
Radiated emission expanded uncertainty (30MHz-1000MHz)	=	4.42dB, k=2
Radiated emission expanded uncertainty (Above 1GHz)	=	4.06dB, k=2

3. MEASURING DEVICE AND TEST EQUIPMENT

3.1. For Radiated Emission Measurement

Item	Equipment	Manufacturer	Model No.	Serial No.	Last Cal.	Cal. Interval
1.	Spectrum Analyzer	Agilent	E7405A	MY45115511	Jan.09, 2016	1 Year
2.	Spectrum Analyzer	Rohde&Schwarz	FSV40	101495	Jan.09, 2016	1 Year
3.	Test Receiver	Rohde&Schwarz	ESCS30	100307	Jan.09, 2016	1 Year
4.	Test Receiver	Rohde& Schwarz	ESPI	100396/003	Jan.09, 2016	1 Year
5.	Test Receiver	Rohde& Schwarz	ESPI	101526/003	Jan.09, 2016	1 Year
6.	Test Receiver	Rohde& Schwarz	ESR	101817	Jan.09, 2016	1 Year
7.	Bilog Antenna	Schwarzbeck	VULB9163	9163-194	Jan.14, 2016	1 Year
8.	Bilog Antenna	Schwarzbeck	VULB9163	9163-323	Jan.14, 2016	1 Year
9.	Log.-Per.Antenna	Schwarzbeck	VUSLP 9111B	9111B-074	Jan.14, 2016	1 Year
10.	Biconical Broad Band Antenna	Schwarzbeck	VHBB 9124+BBA 9106	9124-617	Jan.14, 2016	1 Year
11.	Loop Antenna	Schwarzbeck	FMZB1516	1516131	Jan.14, 2016	1 Year
12.	Horn Antenna	Schwarzbeck	BBHA9120D	9120D-655	Jan.14, 2016	1 Year
13.	Horn Antenna	Schwarzbeck	BBHA9120D	9120D-1067	Jan.14, 2016	1 Year
14.	Vertical Active Monopole Antenna	Schwarzbeck	VAMP 9243	9243-370	Jan.14, 2016	1 Year
15.	RF Switching Unit+PreAMP	Compliance Direction	RSU-M2	38322	Jan.09, 2016	1 Year
16.	Pre-Amplifier	Agilent	8447D	294A10619	Jan.09, 2016	1 Year
17.	Pre-Amplifier	Rohde&Schwarz	CBLU11835 40-01	3791	Jan.09, 2016	1 Year
18.	50 Coaxial Switch	Anritsu Corp	MP59B	6200237248	Jan.09, 2016	1 Year
19.	50 Coaxial Switch	Anritsu Corp	MP59B	6200506474	Jan.09, 2016	1 Year
20.	RF Coaxial Cable	Schwarzbeck	N-5m	No.1	Jan.09, 2016	1 Year
21.	RF Coaxial Cable	Schwarzbeck	N-1m	No.6	Jan.09, 2016	1 Year
22.	RF Coaxial Cable	Schwarzbeck	N-1m	No.7	Jan.09, 2016	1 Year
23.	RF Coaxial Cable	SUHNER	N-3m	No.8	Jan.09, 2016	1 Year
24.	RF Coaxial Cable	RESENBERGER	N-3.5m	No.9	Jan.09, 2016	1 Year
25.	RF Coaxial Cable	SUHNER	N-6m	No.10	Jan.09, 2016	1 Year
26.	RF Coaxial Cable	RESENBERGER	N-12m	No.11	Jan.09, 2016	1 Year
27.	RF Coaxial Cable	RESENBERGER	N-0.5m	No.12	Jan.09, 2016	1 Year
28.	RF Coaxial Cable	SUHNER	N-2m	No.13	Jan.09, 2016	1 Year
29.	RF Coaxial Cable	SUHNER	N-0.5m	No.15	Jan.09, 2016	1 Year
30.	RF Coaxial Cable	SUHNER	N-2m	No.16	Jan.09, 2016	1 Year
31.	RF Coaxial Cable	RESENBERGER	N-6m	No.17	Jan.09, 2016	1 Year

3.2. The Equipment Used to Measure Conducted Disturbance (L.I.S.N)

Item	Equipment	Manufacturer	Model No.	Serial No.	Last Cal.	Cal. Interval
1.	Test Receiver	Rohde & Schwarz	ESCS30	100307	Jan.09, 2016	1 Year
2.	Test Receiver	Rohde & Schwarz	ESPI3	100396/003	Jan.09, 2016	1 Year
3.	Test Receiver	Rohde & Schwarz	ESPI3	101526/003	Jan.09, 2016	1 Year
4.	L.I.S.N.	Schwarzbeck	NLSK8126	8126431	Jan.09, 2016	1 Year
5.	L.I.S.N.	Rohde & Schwarz	ESH3-Z5	100305	Jan.09, 2016	1 Year
6.	L.I.S.N.	Rohde & Schwarz	ESH3-Z5	100310	Jan.09, 2016	1 Year
7.	L.I.S.N.	Rohde & Schwarz	ESH3-Z6	100132	Jan.09, 2016	1 Year
8.	Pulse Limiter	Rohde & Schwarz	ESH3-Z2	100305	Jan.09, 2016	1 Year
9.	Pulse Limiter	Rohde & Schwarz	ESH3-Z2	100312	Jan.09, 2016	1 Year
10.	Pulse Limiter	Rohde & Schwarz	ESH3-Z2	100815	Jan.09, 2016	1 Year
11.	50Ω Coaxial Switch	Anritsu Corp	MP59B	6200283936	Jan.09, 2016	1 Year
12.	50Ω Coaxial Switch	Anritsu Corp	MP59B	6200283933	Jan.09, 2016	1 Year
13.	50Ω Coaxial Switch	Anritsu Corp	MP59B	6200506474	Jan.09, 2016	1 Year
14.	VOLTAGE PROBE	Schwarzbeck	TK9416	N/A	Jan.09, 2016	1 Year
15.	RF CURRENT PROBE	Rohde & Schwarz	EZ-17	100048	Jan.09, 2016	1 Year
16.	8-Wire Impedance Stabilisation Network	Schwarzbeck	CAT5 8158	8158-0035	Jan.09, 2016	1 Year
17.	RF Coaxial Cable	SUHNER	N-2m	No.2	Jan.09, 2016	1 Year
18.	RF Coaxial Cable	SUHNER	N-2m	No.3	Jan.09, 2016	1 Year
19.	RF Coaxial Cable	SUHNER	N-2m	No.14	Jan.09, 2016	1 Year
Expanded Uncertainty: U= 2.23dB, k=2						

4. POWER LINE CONDUCTED MEASUREMENT

4.1.Block Diagram of Test Setup

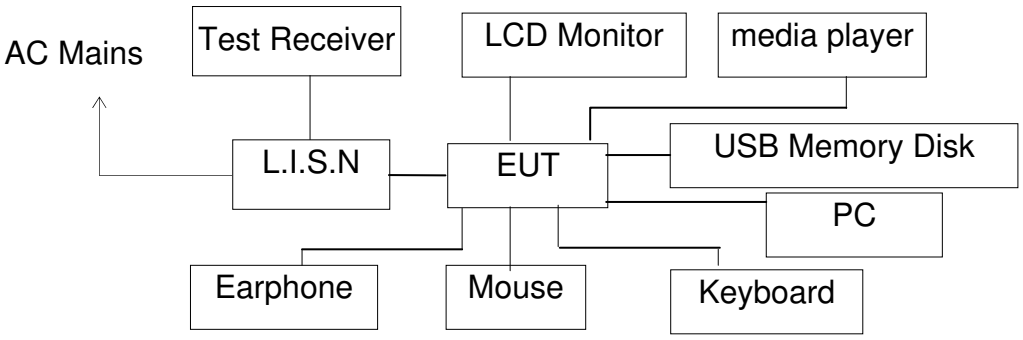

(EUT: Interactive Flat Panel)

4.2.Test mode description

Test mode 1: USB IN
Test mode 2: AV IN
Test mode 3: VGA IN
Test mode 4: DP IN
Test mode 5: HDMI IN
Test mode 6: Memory Playing

4.3.Power Line Conducted Emission Measurement Limits

Frequency (MHz)	Limit dB(μV)	
	Quasi-peak Level	Average Level
0.15 - 0.50	66.0 – 56.0 *	56.0 – 46.0 *
0.50 - 5.00	56.0	46.0
5.00 - 30.00	60.0	50.0
NOTE1: The lower limit shall apply at the transition frequencies. NOTE2: The limit decreases linearly with the logarithm of the frequency in the range 0.15MHz to 0.50MHz.		

4.4.Configuration of EUT on Measurement

The following equipments are installed on Power Line Conducted Emission Measurement to meet the commission requirement and operating regulations in a manner, which tends to maximize its emission characteristics in a normal application.

4.5.Operating Condition of EUT

4.5.1.Setup the EUT and simulator as shown as Section 4.1.

4.5.2.Turn on the power of all equipment.

4.5.3.Let the EUT work in test mode and measure it.

4.6.Test Procedure

The EUT is put on the plane 0.8m high above the ground by insulating support and is connected to the power mains through a line impedance stabilization network (L.I.S.N.). This provides a 50ohm coupling impedance for the EUT system. Please refer the block diagram of the test setup and photographs. Both sides of AC lines are checked to find out the maximum conducted emission. In order to find the maximum emission levels, the relative positions of equipment and all of the interface cables shall be changed according to ANSI C63.4: 2014 on Conducted Emission Measurement.
The bandwidth of test receiver (R & S ESCS30) is set at 9kHz.

The frequency range from 150kHz to 30MHz is checked.

4.7.Power Line Conducted Emission Measurement Results

PASS.

The frequency range from 150kHz to 30MHz is checked.

Emissions attenuated more than 20 dB below the permissible value are not reported.

The spectral diagrams are attached as below.

ACCURATE TECHNOLOGY CO.,LTD

CONDUCTED EMISSION STANDARD FCC PART 15B

EUT: Interactive Flat Panel M/N:LE-55PC88
Manufacturer: PRIMA
Operating Condition: Memory PLAYING
Test Site: 2#Shielding Room
Operator: DING
Test Specification: N 120V/60Hz
Comment: Report No.:ATE20160582
Start of Test: 2016-9-3 / 13:56:41

SCAN TABLE: "V 150K-30MHz fin"

Short Description: _SUB_STD_VTERM2 1.70

Start Frequency	Stop Frequency	Step Width	Detector	Meas. Time	IF Bandw.	Transducer
150.0 kHz	30.0 MHz	4.5 kHz	QuasiPeak Average	1.0 s	9 kHz	LISN(ESH3-Z5)

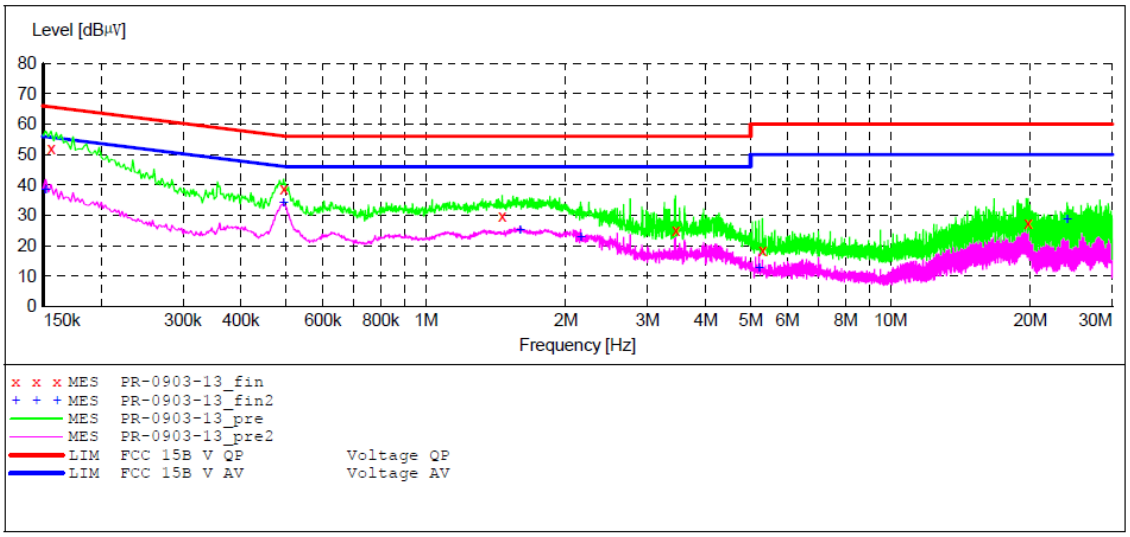

MEASUREMENT RESULT: "PR-0903-13_fin"

2016-9-3 13:58

Frequency MHz	Level dBµV	Transd dB	Limit dBµV	Margin dB	Detector	Line	PE
0.156000	52.10	10.4	66	13.6	QP	N	GND
0.494000	38.80	11.5	56	17.3	QP	N	GND
1.460000	29.60	11.6	56	26.4	QP	N	GND
3.444500	25.20	11.7	56	30.8	QP	N	GND
5.298500	18.50	11.8	60	41.5	QP	N	GND
19.779500	27.40	11.9	60	32.6	QP	N	GND

MEASUREMENT RESULT: "PR-0903-13_fin2"

2016-9-3 13:58

Frequency MHz	Level dBµV	Transd dB	Limit dBµV	Margin dB	Detector	Line	PE
0.152000	38.50	10.4	56	17.4	AV	N	GND
0.494000	34.10	11.5	46	12.0	AV	N	GND
1.594000	25.10	11.6	46	20.9	AV	N	GND
2.153000	22.90	11.7	46	23.1	AV	N	GND
5.213000	12.50	11.8	50	37.5	AV	N	GND
24.000500	28.40	12.0	50	21.6	AV	N	GND

ACCURATE TECHNOLOGY CO.,LTD

CONDUCTED EMISSION STANDARD FCC PART 15B

EUT: Interactive Flat Panel M/N:LE-55PC88
Manufacturer: PRIMA
Operating Condition: Memory PLAYING
Test Site: 2#Shielding Room
Operator: DING
Test Specification: L 120V/60Hz
Comment: Report No.:ATE20160582
Start of Test: 2016-9-3 / 13:59:03

SCAN TABLE: "V 150K-30MHz fin"

Short Description: _SUB_STD_VTERM2 1.70

Start Frequency	Stop Frequency	Step Width	Detector	Meas. Time	IF Bandw.	Transducer
150.0 kHz	30.0 MHz	4.5 kHz	QuasiPeak Average	1.0 s	9 kHz	LISN(ESH3-Z5)

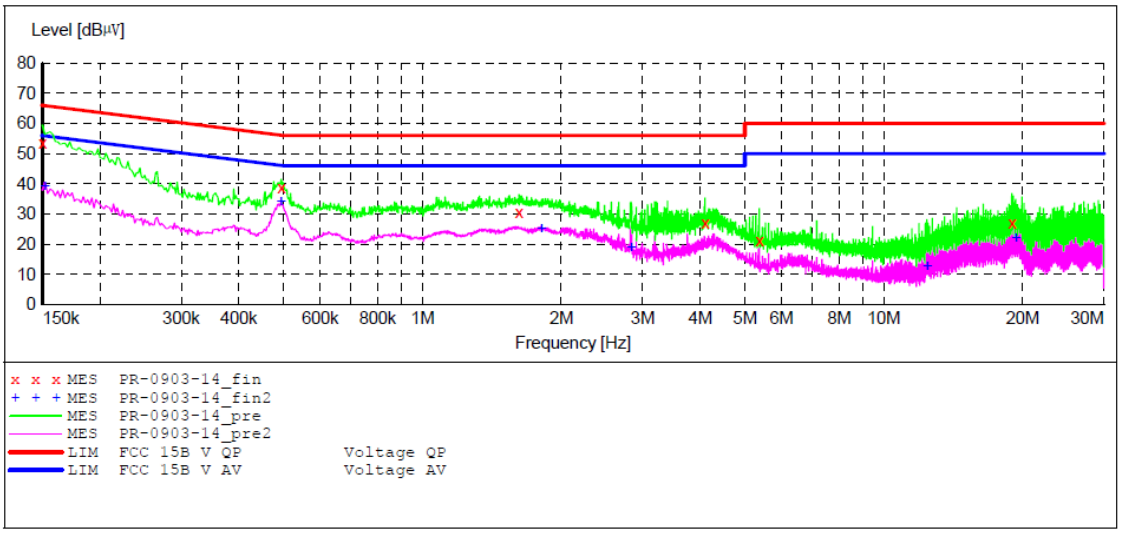

MEASUREMENT RESULT: "PR-0903-14_fin"

2016-9-3 14:02

Frequency MHz	Level dBµV	Transd dB	Limit dBµV	Margin dB	Detector	Line	PE
0.150000	53.50	10.3	66	12.5	QP	L1	GND
0.494000	38.60	11.5	56	17.5	QP	L1	GND
1.618000	30.60	11.6	56	25.4	QP	L1	GND
4.097000	27.10	11.8	56	28.9	QP	L1	GND
5.370500	21.20	11.8	60	38.8	QP	L1	GND
18.956000	27.10	11.9	60	32.9	QP	L1	GND

MEASUREMENT RESULT: "PR-0903-14_fin2"

2016-9-3 14:02

Frequency MHz	Level dBµV	Transd dB	Limit dBµV	Margin dB	Detector	Line	PE
0.152000	39.00	10.4	56	16.9	AV	L1	GND
0.494000	34.10	11.5	46	12.0	AV	L1	GND
1.812000	24.90	11.7	46	21.1	AV	L1	GND
2.832500	18.80	11.7	46	27.2	AV	L1	GND
12.404000	12.60	11.9	50	37.4	AV	L1	GND
19.329500	22.00	11.9	50	28.0	AV	L1	GND

ACCURATE TECHNOLOGY CO.,LTD

CONDUCTED EMISSION STANDARD FCC PART 15B

```
EUT:                    Interactive Flat Panel   M/N:LE-55PC88
Manufacturer:           PRIMA
Operating Condition:    VGA IN
Test Site:              2#Shielding Room
Operator:               DING
Test Specification:     L  120V/60Hz
Comment:                Report No.:ATE20160582
Start of Test:          2016-9-3 / 14:03:08
```

SCAN TABLE: "V 150K-30MHz fin"

Short Description: _SUB_STD_VTERM2 1.70

Start Frequency	Stop Frequency	Step Width	Detector	Meas. Time	IF Bandw.	Transducer
150.0 kHz	30.0 MHz	4.5 kHz	QuasiPeak Average	1.0 s	9 kHz	LISN(ESH3-Z5)

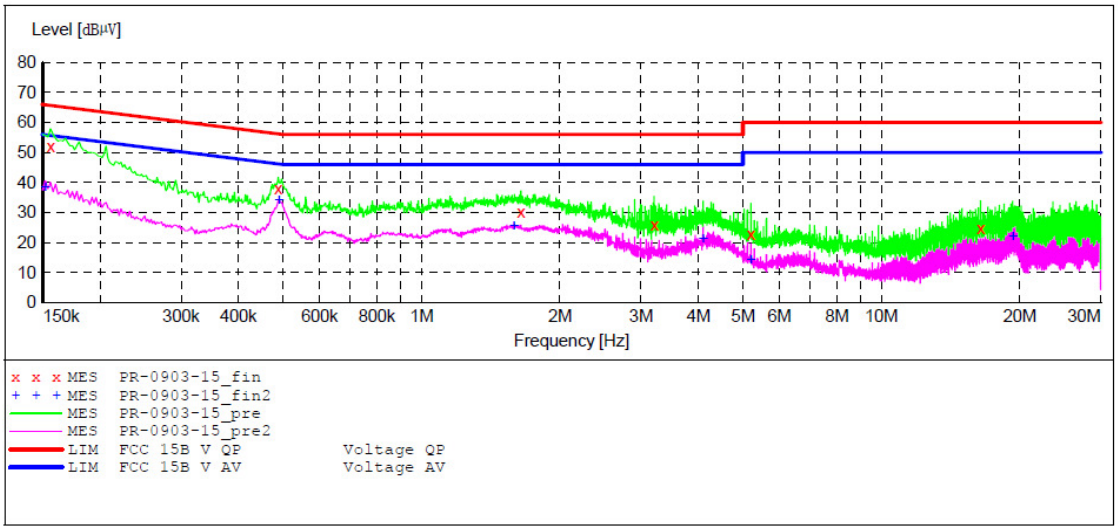

MEASUREMENT RESULT: "PR-0903-15_fin"

2016-9-3 14:04

Frequency MHz	Level dBµV	Transd dB	Limit dBµV	Margin dB	Detector	Line	PE
0.156000	51.80	10.4	66	13.9	QP	L1	GND
0.488000	37.80	11.5	56	18.4	QP	L1	GND
1.646000	30.30	11.6	56	25.7	QP	L1	GND
3.206000	25.70	11.7	56	30.3	QP	L1	GND
5.204000	22.70	11.8	60	37.3	QP	L1	GND
16.436000	24.50	11.9	60	35.5	QP	L1	GND

MEASUREMENT RESULT: "PR-0903-15_fin2"

2016-9-3 14:04

Frequency MHz	Level dBµV	Transd dB	Limit dBµV	Margin dB	Detector	Line	PE
0.152000	38.50	10.4	56	17.4	AV	L1	GND
0.490000	33.90	11.5	46	12.3	AV	L1	GND
1.590000	25.50	11.6	46	20.5	AV	L1	GND
4.097000	21.00	11.8	46	25.0	AV	L1	GND
5.204000	14.30	11.8	50	35.7	AV	L1	GND
19.316000	21.90	11.9	50	28.1	AV	L1	GND

ACCURATE TECHNOLOGY CO.,LTD

CONDUCTED EMISSION STANDARD FCC PART 15B

EUT:	Interactive Flat Panel M/N:LE-55PC88
Manufacturer:	PRIMA
Operating Condition:	VGA IN
Test Site:	2#Shielding Room
Operator:	DING
Test Specification:	N 120V/60Hz
Comment:	Report No.:ATE20160582
Start of Test:	2016-9-3 / 14:05:25

SCAN TABLE: "V 150K-30MHz fin"

Short Description: _SUB_STD_VTERM2 1.70

Start Frequency	Stop Frequency	Step Width	Detector	Meas. Time	IF Bandw.	Transducer
150.0 kHz	30.0 MHz	4.5 kHz	QuasiPeak Average	1.0 s	9 kHz	LISN(ESH3-Z5)

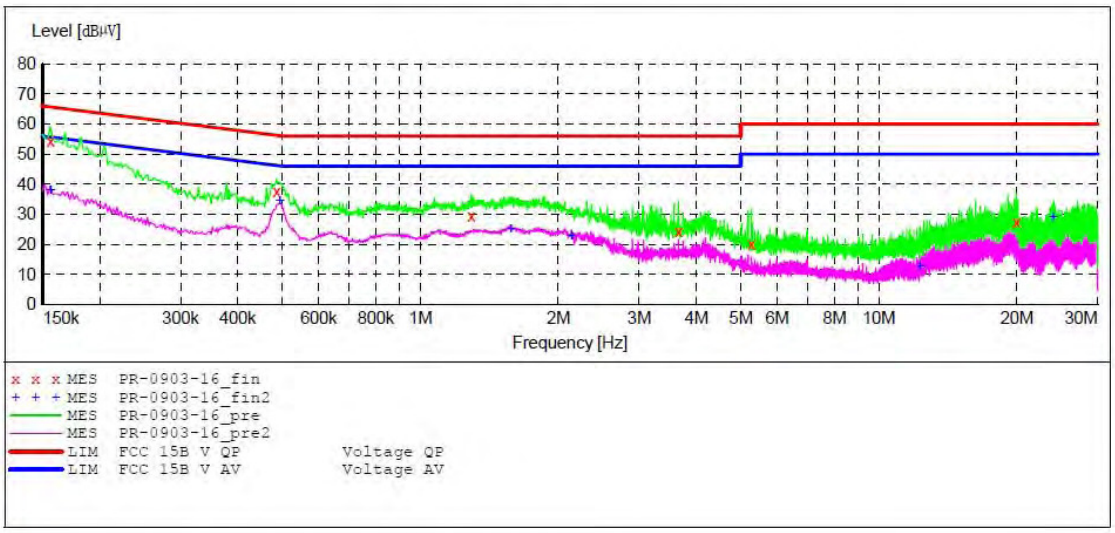

MEASUREMENT RESULT: "PR-0903-16_fin"

2016-9-3 14:07

Frequency MHz	Level dBµV	Transd dB	Limit dBµV	Margin dB	Detector	Line	PE
0.156000	54.50	10.4	66	11.2	QP	N	GND
0.486000	37.70	11.5	56	18.5	QP	N	GND
1.292000	29.30	11.6	56	26.7	QP	N	GND
3.660500	24.10	11.7	56	31.9	QP	N	GND
5.276000	20.00	11.8	60	40.0	QP	N	GND
19.937000	27.30	11.9	60	32.7	QP	N	GND

MEASUREMENT RESULT: "PR-0903-16_fin2"

2016-9-3 14:07

Frequency MHz	Level dBµV	Transd dB	Limit dBµV	Margin dB	Detector	Line	PE
0.156000	38.00	10.4	56	17.7	AV	N	GND
0.494000	34.30	11.5	46	11.8	AV	N	GND
1.576000	25.10	11.6	46	20.9	AV	N	GND
2.135000	22.90	11.7	46	23.1	AV	N	GND
12.287000	12.60	11.9	50	37.4	AV	N	GND
24.000500	28.80	12.0	50	21.2	AV	N	GND

ACCURATE TECHNOLOGY CO.,LTD

CONDUCTED EMISSION STANDARD FCC PART 15B

```
EUT:                  Interactive Flat Panel   M/N:LE-55PC88
Manufacturer:         PRIMA
Operating Condition:  HDMI IN
Test Site:            2#Shielding Room
Operator:             DING
Test Specification:   N  120V/60Hz
Comment:              Report No.:ATE20160582
Start of Test:        2016-9-3 / 14:07:46
```

SCAN TABLE: "V 150K-30MHz fin"

```
Short Description:            _SUB_STD_VTERM2 1.70
Start      Stop       Step       Detector  Meas.     IF       Transducer
Frequency  Frequency  Width                Time      Bandw.
150.0 kHz  30.0 MHz   4.5 kHz    QuasiPeak 1.0 s     9 kHz    LISN(ESH3-Z5)
                                 Average
```

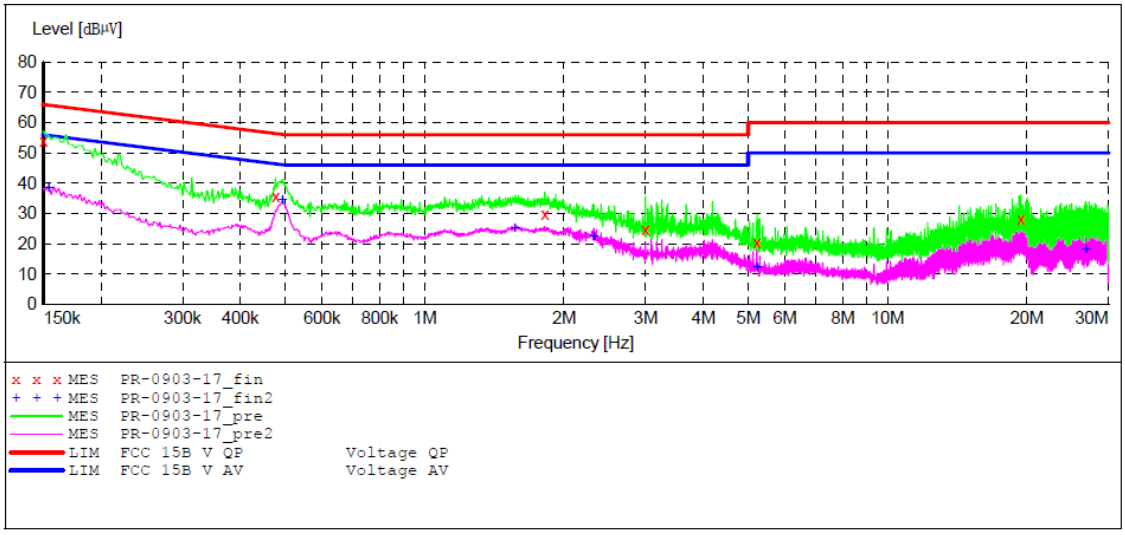

MEASUREMENT RESULT: "PR-0903-17_fin"

2016-9-3 14:09

Frequency MHz	Level dBµV	Transd dB	Limit dBµV	Margin dB	Detector	Line	PE
0.150000	53.80	10.3	66	12.2	QP	N	GND
0.476000	35.60	11.4	56	20.8	QP	N	GND
1.818000	29.80	11.7	56	26.2	QP	N	GND
2.999000	24.50	11.7	56	31.5	QP	N	GND
5.222000	20.50	11.8	60	39.5	QP	N	GND
19.410500	28.30	11.9	60	31.7	QP	N	GND

MEASUREMENT RESULT: "PR-0903-17_fin2"

2016-9-3 14:09

Frequency MHz	Level dBµV	Transd dB	Limit dBµV	Margin dB	Detector	Line	PE
0.154000	38.50	10.4	56	17.3	AV	N	GND
0.492000	34.50	11.5	46	11.6	AV	N	GND
1.568000	25.20	11.6	46	20.8	AV	N	GND
2.319500	22.50	11.7	46	23.5	AV	N	GND
5.222000	12.20	11.8	50	37.8	AV	N	GND
26.813000	17.90	12.0	50	32.1	AV	N	GND

ACCURATE TECHNOLOGY CO.,LTD

CONDUCTED EMISSION STANDARD FCC PART 15B

```
EUT:                    Interactive Flat Panel   M/N:LE-55PC88
Manufacturer:           PRIMA
Operating Condition:    HDMI IN
Test Site:              2#Shielding Room
Operator:               DING
Test Specification:     L  120V/60Hz
Comment:                Report No.:ATE20160582
Start of Test:          2016-9-3 / 14:10:30
```

SCAN TABLE: "V 150K-30MHz fin"

```
Short Description:              _SUB_STD_VTERM2 1.70
Start      Stop       Step       Detector  Meas.    IF       Transducer
Frequency  Frequency  Width                Time     Bandw.
150.0 kHz  30.0 MHz   4.5 kHz    QuasiPeak 1.0 s    9 kHz    LISN(ESH3-Z5)
                                 Average
```

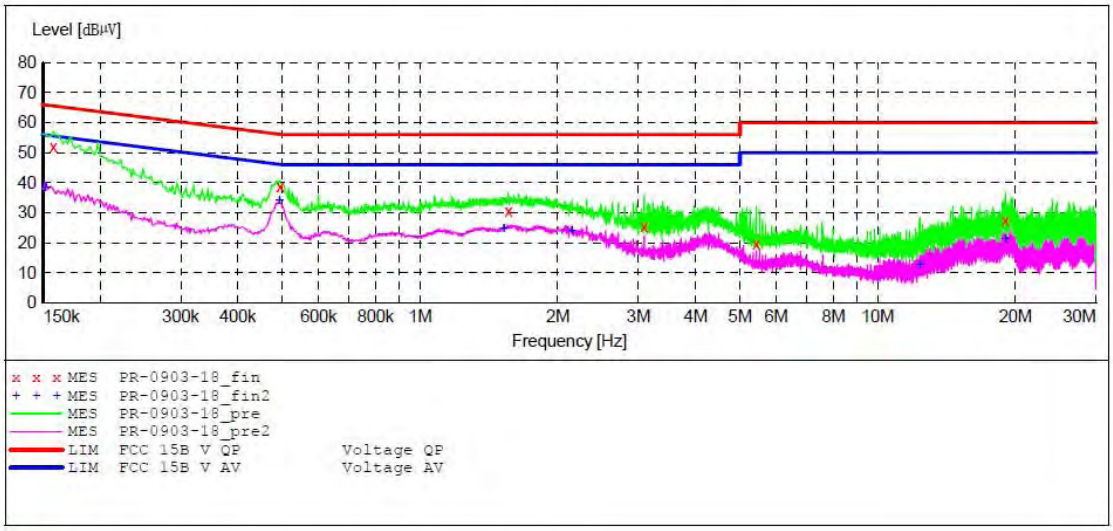

MEASUREMENT RESULT: "PR-0903-18_fin"

2016-9-3 14:13

Frequency MHz	Level dBµV	Transd dB	Limit dBµV	Margin dB	Detector	Line	PE
0.158000	51.80	10.4	66	13.8	QP	L1	GND
0.494000	38.80	11.5	56	17.3	QP	L1	GND
1.560000	30.40	11.6	56	25.6	QP	L1	GND
3.093500	25.60	11.7	56	30.4	QP	L1	GND
5.433500	19.60	11.8	60	40.4	QP	L1	GND
19.014500	27.40	11.9	60	32.6	QP	L1	GND

MEASUREMENT RESULT: "PR-0903-18_fin2"

2016-9-3 14:13

Frequency MHz	Level dBµV	Transd dB	Limit dBµV	Margin dB	Detector	Line	PE
0.152000	38.50	10.4	56	17.4	AV	L1	GND
0.492000	34.20	11.5	46	11.9	AV	L1	GND
1.524000	24.50	11.6	46	21.5	AV	L1	GND
2.144000	23.70	11.7	46	22.3	AV	L1	GND
12.363500	12.50	11.9	50	37.5	AV	L1	GND
19.014500	21.20	11.9	50	28.8	AV	L1	GND

ACCURATE TECHNOLOGY CO.,LTD

CONDUCTED EMISSION STANDARD FCC PART 15B

```
EUT:                  Interactive Flat Panel   M/N:LE-55PC88
Manufacturer:         PRIMA
Operating Condition:  AV IN
Test Site:            2#Shielding Room
Operator:             DING
Test Specification:   L  120V/60Hz
Comment:              Report No.:ATE20160582
Start of Test:        2016-9-3 / 14:13:36
```

SCAN TABLE: "V 150K-30MHz fin"

```
  Short Description:            _SUB_STD_VTERM2 1.70
  Start      Stop       Step       Detector  Meas.     IF       Transducer
  Frequency  Frequency  Width                Time      Bandw.
  150.0 kHz  30.0 MHz   4.5 kHz    QuasiPeak 1.0 s     9 kHz    LISN(ESH3-Z5)
                                   Average
```

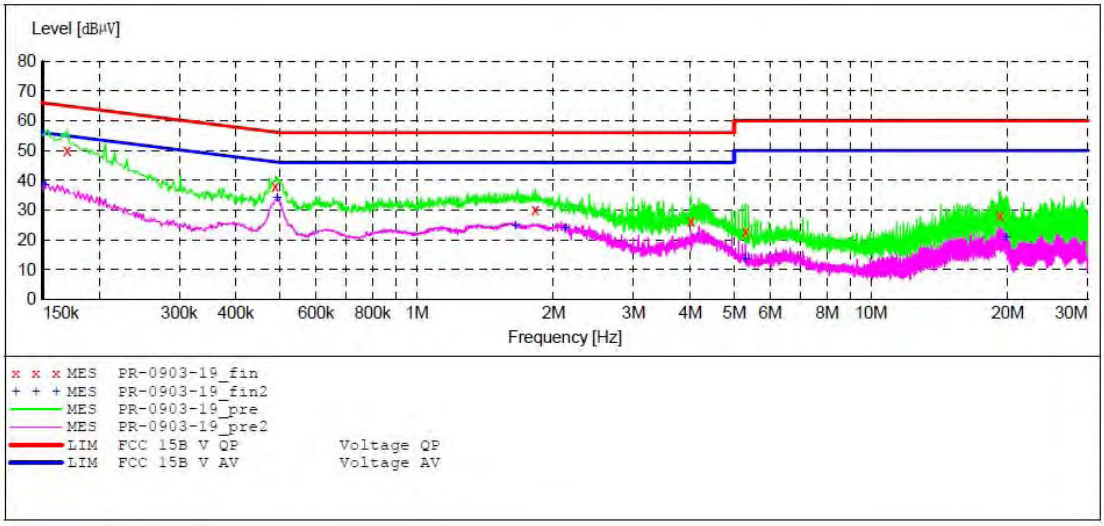

MEASUREMENT RESULT: "PR-0903-19_fin"

2016-9-3 14:16

Frequency MHz	Level dBµV	Transd dB	Limit dBµV	Margin dB	Detector	Line	PE
0.170000	50.10	10.5	65	14.9	QP	L1	GND
0.488000	37.90	11.5	56	18.3	QP	L1	GND
1.822000	30.00	11.7	56	26.0	QP	L1	GND
4.011500	26.40	11.8	56	29.6	QP	L1	GND
5.289500	22.90	11.8	60	37.1	QP	L1	GND
19.226000	28.10	11.9	60	31.9	QP	L1	GND

MEASUREMENT RESULT: "PR-0903-19_fin2"

2016-9-3 14:16

Frequency MHz	Level dBµV	Transd dB	Limit dBµV	Margin dB	Detector	Line	PE
0.152000	38.50	10.4	56	17.4	AV	L1	GND
0.492000	34.10	11.5	46	12.0	AV	L1	GND
1.650000	24.80	11.6	46	21.2	AV	L1	GND
2.121500	24.10	11.7	46	21.9	AV	L1	GND
5.289500	13.50	11.8	50	36.5	AV	L1	GND
19.833500	20.70	11.9	50	29.3	AV	L1	GND

ACCURATE TECHNOLOGY CO.,LTD

CONDUCTED EMISSION STANDARD FCC PART 15B

```
EUT:                  Interactive Flat Panel   M/N:LE-55PC88
Manufacturer:         PRIMA
Operating Condition:  AV IN
Test Site:            2#Shielding Room
Operator:             DING
Test Specification:   N  120V/60Hz
Comment:              Report No.:ATE20160582
Start of Test:        2016-9-3 / 14:16:53
```

SCAN TABLE: "V 150K-30MHz fin"

```
Short Description:                _SUB_STD_VTERM2 1.70
Start      Stop       Step       Detector  Meas.     IF       Transducer
Frequency  Frequency  Width                Time      Bandw.
150.0 kHz  30.0 MHz   4.5 kHz    QuasiPeak 1.0 s     9 kHz    LISN(ESH3-Z5)
                                 Average
```

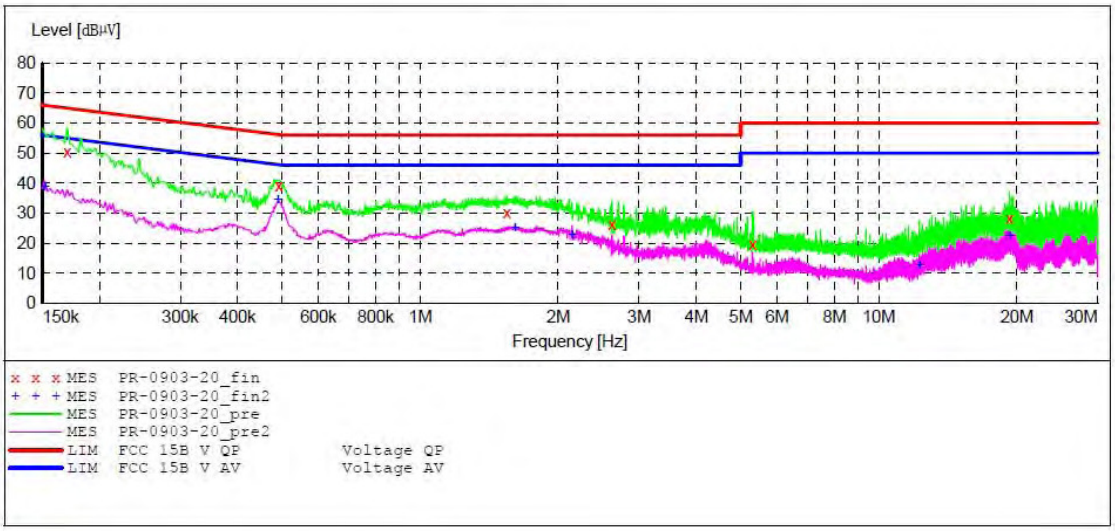

MEASUREMENT RESULT: "PR-0903-20_fin"

2016-9-3 14:18

Frequency MHz	Level dBµV	Transd dB	Limit dBµV	Margin dB	Detector	Line	PE
0.170000	50.60	10.5	65	14.4	QP	N	GND
0.492000	39.20	11.5	56	16.9	QP	N	GND
1.544000	30.30	11.6	56	25.7	QP	N	GND
2.621000	26.20	11.7	56	29.8	QP	N	GND
5.303000	19.80	11.8	60	40.2	QP	N	GND
19.284500	28.10	11.9	60	31.9	QP	N	GND

MEASUREMENT RESULT: "PR-0903-20_fin2"

2016-9-3 14:18

Frequency MHz	Level dBµV	Transd dB	Limit dBµV	Margin dB	Detector	Line	PE
0.152000	38.90	10.4	56	17.0	AV	N	GND
0.490000	34.30	11.5	46	11.9	AV	N	GND
1.610000	25.00	11.6	46	21.0	AV	N	GND
2.144000	22.90	11.7	46	23.1	AV	N	GND
12.264500	12.60	11.9	50	37.4	AV	N	GND
19.284500	22.20	11.9	50	27.8	AV	N	GND

ACCURATE TECHNOLOGY CO.,LTD

CONDUCTED EMISSION STANDARD FCC PART 15B

EUT:	Interactive Flat Panel M/N:LE-55PC88
Manufacturer:	PRIMA
Operating Condition:	DP IN
Test Site:	2#Shielding Room
Operator:	DING
Test Specification:	N 120V/60Hz
Comment:	Report No.:ATE20160582
Start of Test:	2016-9-3 / 14:19:03

SCAN TABLE: "V 150K-30MHz fin"

Short Description: _SUB_STD_VTERM2 1.70

Start Frequency	Stop Frequency	Step Width	Detector	Meas. Time	IF Bandw.	Transducer
150.0 kHz	30.0 MHz	4.5 kHz	QuasiPeak Average	1.0 s	9 kHz	LISN(ESH3-Z5)

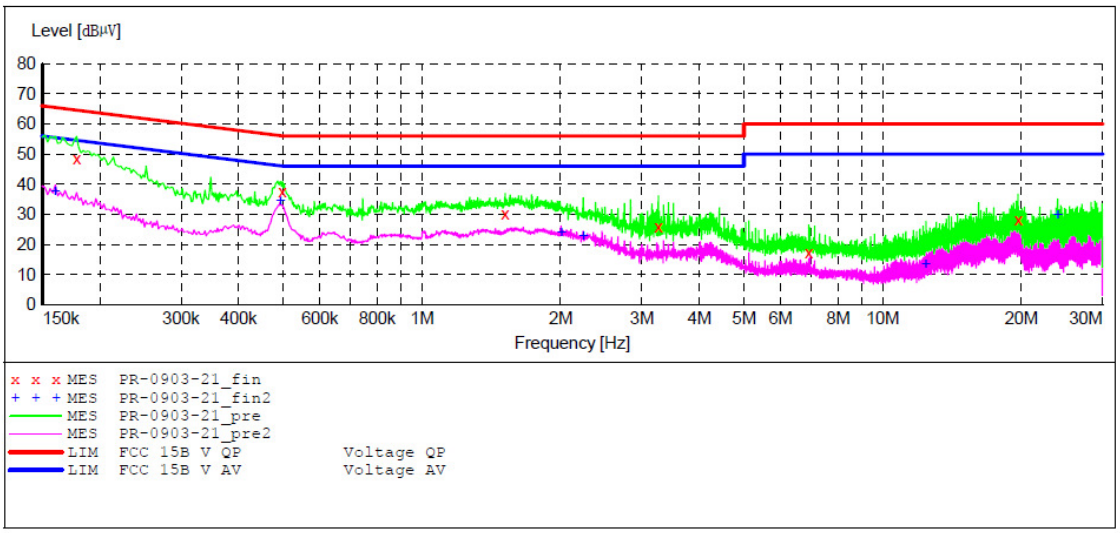

MEASUREMENT RESULT: "PR-0903-21_fin"

2016-9-3 14:21

Frequency MHz	Level dBµV	Transd dB	Limit dBµV	Margin dB	Detector	Line	PE
0.178000	48.60	10.5	65	16.0	QP	N	GND
0.498000	37.60	11.5	56	18.4	QP	N	GND
1.516000	30.00	11.6	56	26.0	QP	N	GND
3.260000	26.00	11.7	56	30.0	QP	N	GND
6.914000	17.40	11.8	60	42.6	QP	N	GND
19.689500	28.20	11.9	60	31.8	QP	N	GND

MEASUREMENT RESULT: "PR-0903-21_fin2"

2016-9-3 14:21

Frequency MHz	Level dBµV	Transd dB	Limit dBµV	Margin dB	Detector	Line	PE
0.160000	37.50	10.4	56	18.0	AV	N	GND
0.492000	34.50	11.5	46	11.6	AV	N	GND
2.004500	23.80	11.7	46	22.2	AV	N	GND
2.238500	22.90	11.7	46	23.1	AV	N	GND
12.395000	13.30	11.9	50	36.7	AV	N	GND
24.000500	29.60	12.0	50	20.4	AV	N	GND

ACCURATE TECHNOLOGY CO.,LTD

CONDUCTED EMISSION STANDARD FCC PART 15B

EUT:	Interactive Flat Panel M/N:LE-55PC88
Manufacturer:	PRIMA
Operating Condition:	DP IN
Test Site:	2#Shielding Room
Operator:	DING
Test Specification:	L 120V/60Hz
Comment:	Report No.:ATE20160582
Start of Test:	2016-9-3 / 14:22:09

SCAN TABLE: "V 150K-30MHz fin"

Short Description: _SUB_STD_VTERM2 1.70

Start Frequency	Stop Frequency	Step Width	Detector	Meas. Time	IF Bandw.	Transducer
150.0 kHz	30.0 MHz	4.5 kHz	QuasiPeak Average	1.0 s	9 kHz	LISN(ESH3-Z5)

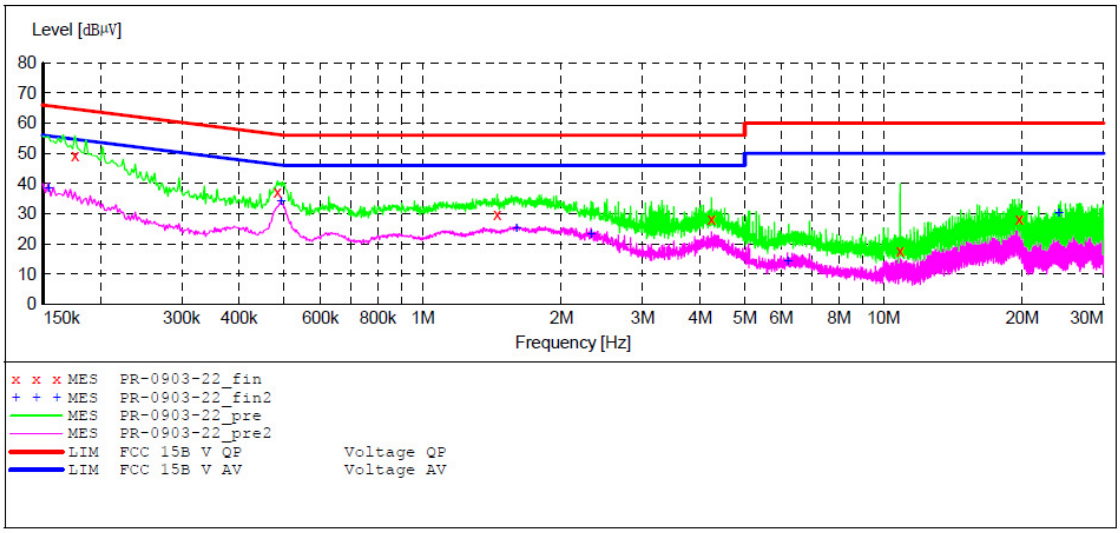

MEASUREMENT RESULT: "PR-0903-22_fin"

2016-9-3 14:24

Frequency MHz	Level dBµV	Transd dB	Limit dBµV	Margin dB	Detector	Line	PE
0.176000	49.10	10.5	65	15.6	QP	L1	GND
0.484000	37.30	11.5	56	19.0	QP	L1	GND
1.452000	29.70	11.6	56	26.3	QP	L1	GND
4.232000	28.20	11.8	56	27.8	QP	L1	GND
10.860500	17.60	11.9	60	42.4	QP	L1	GND
19.680500	28.10	11.9	60	31.9	QP	L1	GND

MEASUREMENT RESULT: "PR-0903-22_fin2"

2016-9-3 14:24

Frequency MHz	Level dBµV	Transd dB	Limit dBµV	Margin dB	Detector	Line	PE
0.154000	38.40	10.4	56	17.4	AV	L1	GND
0.492000	34.20	11.5	46	11.9	AV	L1	GND
1.596000	25.20	11.6	46	20.8	AV	L1	GND
2.319500	23.10	11.7	46	22.9	AV	L1	GND
6.194000	14.30	11.8	50	35.7	AV	L1	GND
24.000500	30.20	12.0	50	19.8	AV	L1	GND

ACCURATE TECHNOLOGY CO.,LTD

CONDUCTED EMISSION STANDARD FCC PART 15B

EUT:	Interactive Flat Panel	M/N:LE-55PC88
Manufacturer:	PRIMA	
Operating Condition:	USB IN	
Test Site:	2#Shielding Room	
Operator:	DING	
Test Specification:	L 120V/60Hz	
Comment:	Report No.:ATE20160582	
Start of Test:	2016-9-3 / 14:24:39	

SCAN TABLE: "V 150K-30MHz fin"

Short Description: _SUB_STD_VTERM2 1.70

Start Frequency	Stop Frequency	Step Width	Detector	Meas. Time	IF Bandw.	Transducer
150.0 kHz	30.0 MHz	4.5 kHz	QuasiPeak Average	1.0 s	9 kHz	LISN(ESH3-Z5)

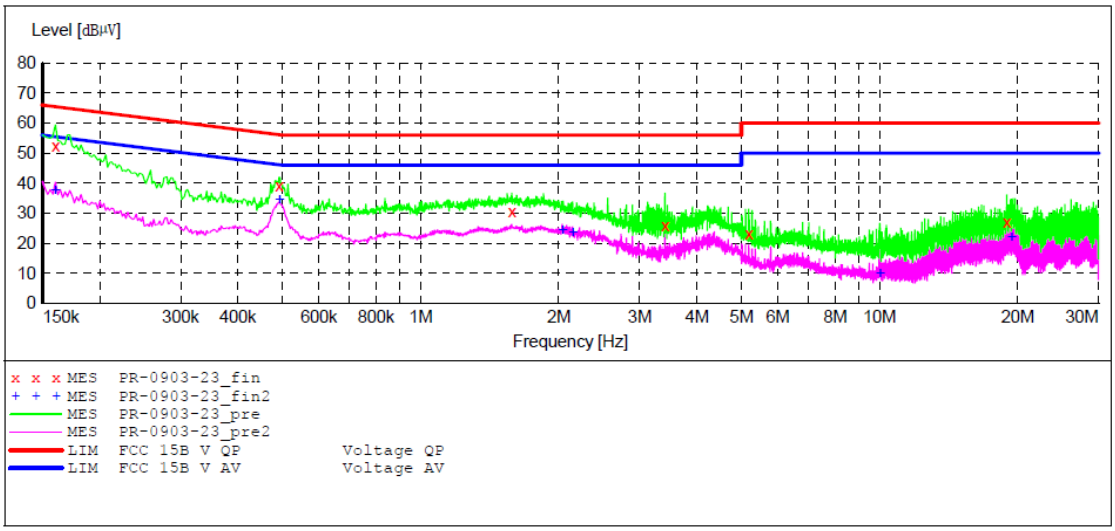

MEASUREMENT RESULT: "PR-0903-23_fin"

2016-9-3 14:26

Frequency MHz	Level dBµV	Transd dB	Limit dBµV	Margin dB	Detector	Line	PE
0.160000	52.20	10.4	66	13.3	QP	L1	GND
0.492000	39.00	11.5	56	17.1	QP	L1	GND
1.580000	30.50	11.6	56	25.5	QP	L1	GND
3.408500	25.90	11.7	56	30.1	QP	L1	GND
5.190500	23.10	11.8	60	36.9	QP	L1	GND
18.942500	27.00	11.9	60	33.0	QP	L1	GND

MEASUREMENT RESULT: "PR-0903-23_fin2"

2016-9-3 14:26

Frequency MHz	Level dBµV	Transd dB	Limit dBµV	Margin dB	Detector	Line	PE
0.160000	37.50	10.4	56	18.0	AV	L1	GND
0.492000	34.30	11.5	46	11.8	AV	L1	GND
2.036000	24.30	11.7	46	21.7	AV	L1	GND
2.144000	23.60	11.7	46	22.4	AV	L1	GND
10.014500	9.90	11.9	50	40.1	AV	L1	GND
19.397000	21.90	11.9	50	28.1	AV	L1	GND

ACCURATE TECHNOLOGY CO.,LTD

CONDUCTED EMISSION STANDARD FCC PART 15B

EUT: Interactive Flat Panel M/N:LE-55PC88
Manufacturer: PRIMA
Operating Condition: USB IN
Test Site: 2#Shielding Room
Operator: DING
Test Specification: N 120V/60Hz
Comment: Report No.:ATE20160582
Start of Test: 2016-9-3 / 14:27:41

SCAN TABLE: "V 150K-30MHz fin"

Short Description: _SUB_STD_VTERM2 1.70

Start Frequency	Stop Frequency	Step Width	Detector	Meas. Time	IF Bandw.	Transducer
150.0 kHz	30.0 MHz	4.5 kHz	QuasiPeak Average	1.0 s	9 kHz	LISN(ESH3-Z5)

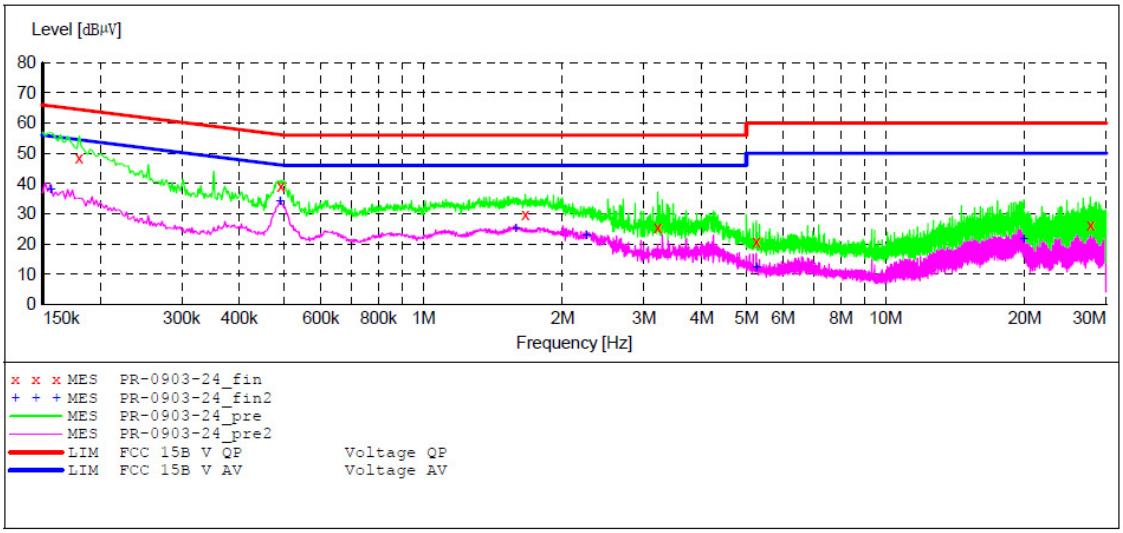

MEASUREMENT RESULT: "PR-0903-24_fin"

2016-9-3 14:30

Frequency MHz	Level dBµV	Transd dB	Limit dBµV	Margin dB	Detector	Line	PE
0.180000	48.60	10.5	65	15.9	QP	N	GND
0.492000	39.30	11.5	56	16.8	QP	N	GND
1.662000	29.90	11.6	56	26.1	QP	N	GND
3.215000	25.40	11.7	56	30.6	QP	N	GND
5.253500	20.60	11.8	60	39.4	QP	N	GND
27.749000	26.10	12.0	60	33.9	QP	N	GND

MEASUREMENT RESULT: "PR-0903-24_fin2"

2016-9-3 14:30

Frequency MHz	Level dBµV	Transd dB	Limit dBµV	Margin dB	Detector	Line	PE
0.156000	38.00	10.4	56	17.7	AV	N	GND
0.490000	34.20	11.5	46	12.0	AV	N	GND
1.586000	25.10	11.6	46	20.9	AV	N	GND
2.252000	22.80	11.7	46	23.2	AV	N	GND
5.253500	12.10	11.8	50	37.9	AV	N	GND
19.883000	21.40	11.9	50	28.6	AV	N	GND

ACCURATE TECHNOLOGY CO.,LTD

CONDUCTED EMISSION STANDARD FCC PART 15B

```
EUT:                  Interactive Flat Panel   M/N:LE-55PC88
Manufacturer:         PRIMA
Operating Condition:  USB IN
Test Site:            2#Shielding Room
Operator:             DING
Test Specification:   N 240V/60Hz
Comment:              Report No.:ATE20160582
Start of Test:        2016-9-3 / 13:27:32
```

SCAN TABLE: "V 150K-30MHz fin"

```
Short Description:                _SUB_STD_VTERM2 1.70
Start      Stop       Step       Detector  Meas.     IF       Transducer
Frequency  Frequency  Width                Time      Bandw.
150.0 kHz  30.0 MHz   4.5 kHz    QuasiPeak 1.0 s     9 kHz    LISN(ESH3-Z5)
                                 Average
```

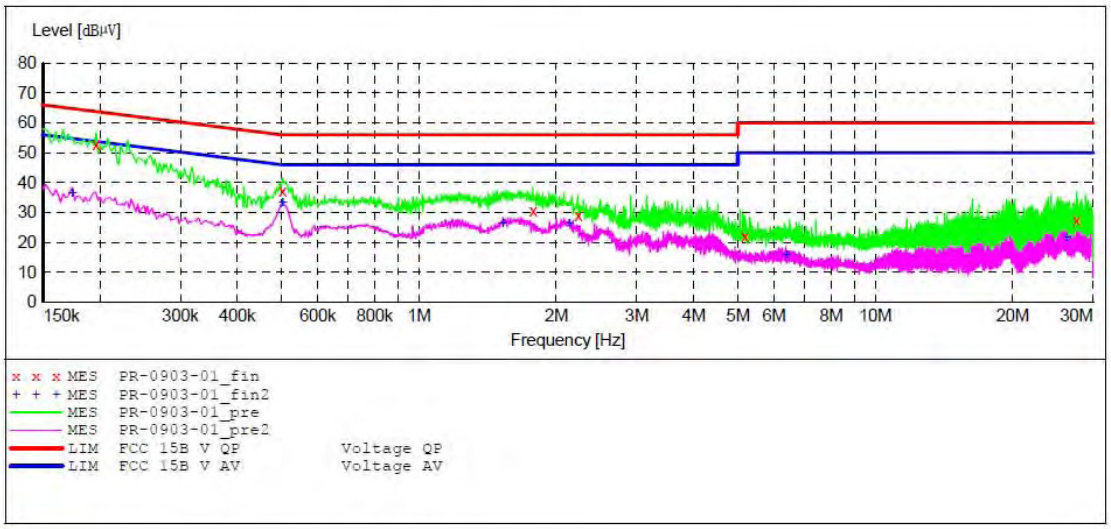

MEASUREMENT RESULT: "PR-0903-01_fin"

2016-9-3 13:28

Frequency MHz	Level dBµV	Transd dB	Limit dBµV	Margin dB	Detector	Line	PE
0.196000	52.70	10.6	64	11.1	QP	N	GND
0.502000	37.20	11.5	56	18.8	QP	N	GND
1.778000	30.40	11.7	56	25.6	QP	N	GND
2.234000	29.00	11.7	56	27.0	QP	N	GND
5.172500	22.00	11.8	60	38.0	QP	N	GND
27.623000	27.30	12.0	60	32.7	QP	N	GND

MEASUREMENT RESULT: "PR-0903-01_fin2"

2016-9-3 13:28

Frequency MHz	Level dBµV	Transd dB	Limit dBµV	Margin dB	Detector	Line	PE
0.174000	36.20	10.5	55	18.6	AV	N	GND
0.502000	33.20	11.5	46	12.8	AV	N	GND
1.528000	26.10	11.6	46	19.9	AV	N	GND
2.135000	26.40	11.7	46	19.6	AV	N	GND
6.374000	15.70	11.8	50	34.3	AV	N	GND
26.223500	21.40	12.0	50	28.6	AV	N	GND

ACCURATE TECHNOLOGY CO.,LTD

CONDUCTED EMISSION STANDARD FCC PART 15B

```
EUT:                    Interactive Flat Panel   M/N:LE-55PC88
Manufacturer:           PRIMA
Operating Condition:    USB IN
Test Site:              2#Shielding Room
Operator:               DING
Test Specification:     L  240V/60Hz
Comment:                Report No.:ATE20160582
Start of Test:          2016-9-3 / 13:28:58
```

SCAN TABLE: "V 150K-30MHz fin"

Short Description: _SUB_STD_VTERM2 1.70

Start Frequency	Stop Frequency	Step Width	Detector	Meas. Time	IF Bandw.	Transducer
150.0 kHz	30.0 MHz	4.5 kHz	QuasiPeak Average	1.0 s	9 kHz	LISN(ESH3-Z5)

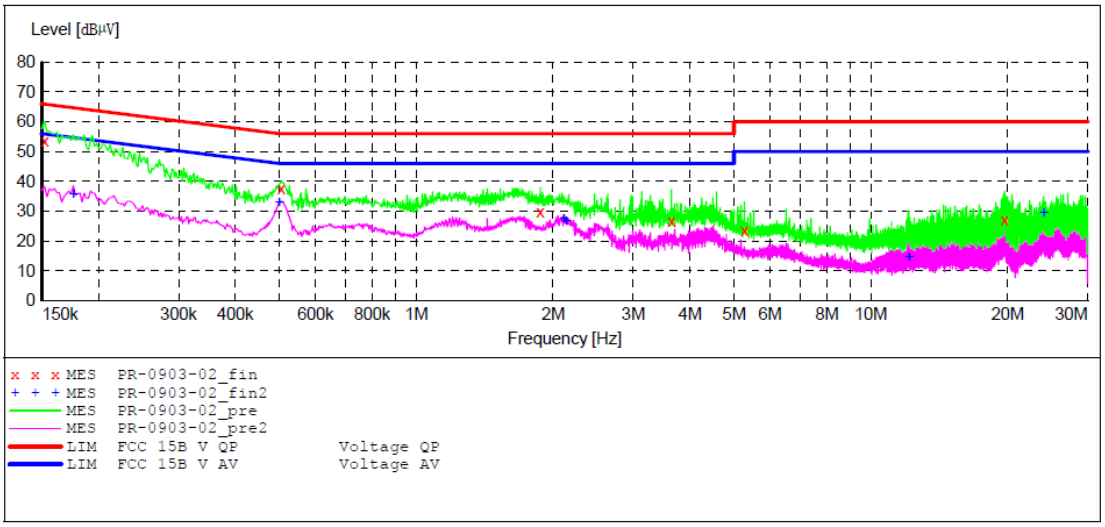

MEASUREMENT RESULT: "PR-0903-02_fin"

2016-9-3 13:30

Frequency MHz	Level dBµV	Transd dB	Limit dBµV	Margin dB	Detector	Line	PE
0.152000	53.70	10.4	66	12.2	QP	L1	GND
0.504000	37.70	11.5	56	18.3	QP	L1	GND
1.874000	29.60	11.7	56	26.4	QP	L1	GND
3.642500	26.60	11.7	56	29.4	QP	L1	GND
5.271500	23.40	11.8	60	36.6	QP	L1	GND
19.694000	26.90	11.9	60	33.1	QP	L1	GND

MEASUREMENT RESULT: "PR-0903-02_fin2"

2016-9-3 13:30

Frequency MHz	Level dBµV	Transd dB	Limit dBµV	Margin dB	Detector	Line	PE
0.176000	35.80	10.5	55	18.9	AV	L1	GND
0.500000	33.00	11.5	46	13.0	AV	L1	GND
2.112500	27.40	11.7	46	18.6	AV	L1	GND
2.135000	26.80	11.7	46	19.2	AV	L1	GND
12.134000	14.70	11.9	50	35.3	AV	L1	GND
24.000500	29.30	12.0	50	20.7	AV	L1	GND

ACCURATE TECHNOLOGY CO.,LTD

CONDUCTED EMISSION STANDARD FCC PART 15B

EUT:	Interactive Flat Panel	M/N:LE-55PC88
Manufacturer:	PRIMA	
Operating Condition:	DP IN	
Test Site:	2#Shielding Room	
Operator:	DING	
Test Specification:	N 240V/60Hz	
Comment:	Report No.:ATE20160582	
Start of Test:	2016-9-3 / 13:33:31	

SCAN TABLE: "V 150K-30MHz fin"

Short Description: _SUB_STD_VTERM2 1.70

Start Frequency	Stop Frequency	Step Width	Detector	Meas. Time	IF Bandw.	Transducer
150.0 kHz	30.0 MHz	4.5 kHz	QuasiPeak Average	1.0 s	9 kHz	LISN(ESH3-Z5)

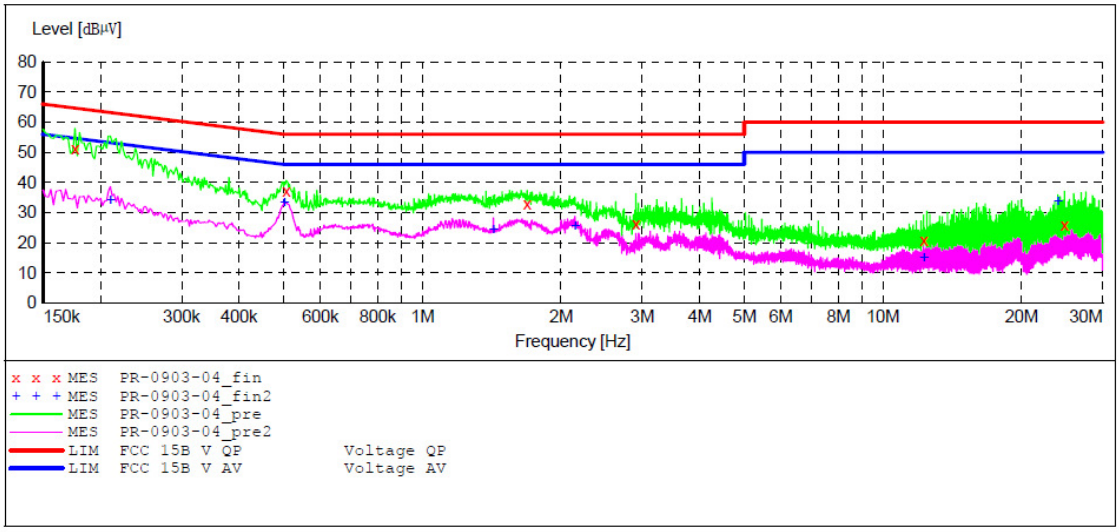

MEASUREMENT RESULT: "PR-0903-04_fin"

2016-9-3 13:35

Frequency MHz	Level dBµV	Transd dB	Limit dBµV	Margin dB	Detector	Line	PE
0.176000	51.20	10.5	65	13.5	QP	N	GND
0.506000	37.00	11.5	56	19.0	QP	N	GND
1.688000	32.70	11.6	56	23.3	QP	N	GND
2.909000	26.20	11.7	56	29.8	QP	N	GND
12.264500	20.80	11.9	60	39.2	QP	N	GND
24.797000	25.90	12.0	60	34.1	QP	N	GND

MEASUREMENT RESULT: "PR-0903-04_fin2"

2016-9-3 13:35

Frequency MHz	Level dBµV	Transd dB	Limit dBµV	Margin dB	Detector	Line	PE
0.210000	34.00	10.7	53	19.2	AV	N	GND
0.502000	33.40	11.5	46	12.6	AV	N	GND
1.426000	24.40	11.6	46	21.6	AV	N	GND
2.144000	25.50	11.7	46	20.5	AV	N	GND
12.264500	14.80	11.9	50	35.2	AV	N	GND
24.000500	33.70	12.0	50	16.3	AV	N	GND

ACCURATE TECHNOLOGY CO.,LTD

CONDUCTED EMISSION STANDARD FCC PART 15B

```
EUT:                    Interactive Flat Panel   M/N:LE-55PC88
Manufacturer:           PRIMA
Operating Condition:    DP IN
Test Site:              2#Shielding Room
Operator:               DING
Test Specification:     L  240V/60Hz
Comment:                Report No.:ATE20160582
Start of Test:          2016-9-3 / 13:31:12
```

SCAN TABLE: "V 150K-30MHz fin"

```
  Short Description:            _SUB_STD_VTERM2 1.70
  Start      Stop       Step       Detector  Meas.     IF      Transducer
  Frequency  Frequency  Width                Time      Bandw.
  150.0 kHz  30.0 MHz   4.5 kHz    QuasiPeak 1.0 s     9 kHz   LISN(ESH3-Z5)
                                   Average
```

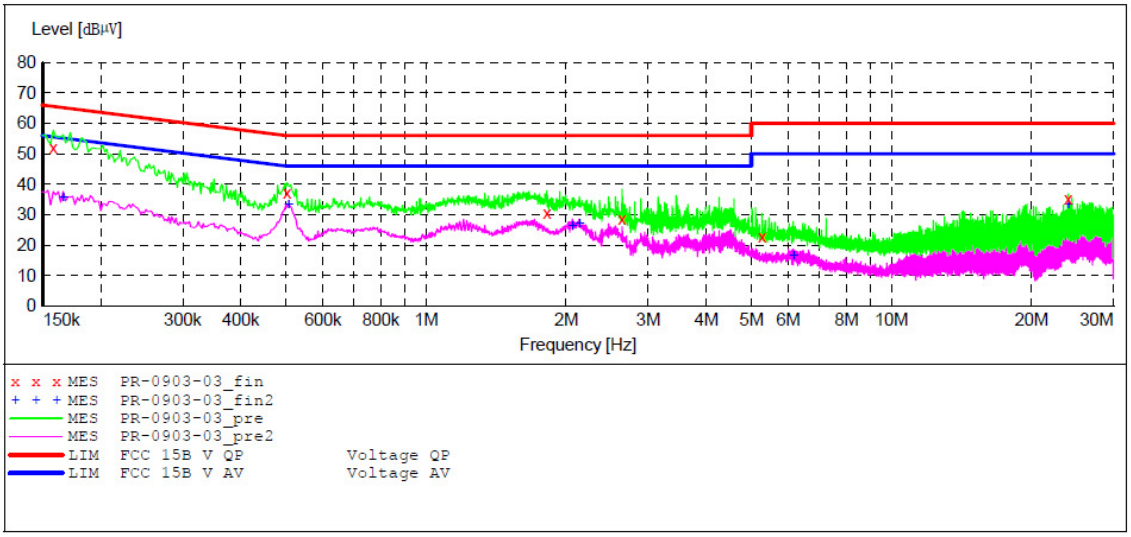

MEASUREMENT RESULT: "PR-0903-03_fin"

2016-9-3 13:32

Frequency MHz	Level dBµV	Transd dB	Limit dBµV	Margin dB	Detector	Line	PE
0.158000	52.10	10.4	66	13.5	QP	L1	GND
0.502000	37.10	11.5	56	18.9	QP	L1	GND
1.818000	30.70	11.7	56	25.3	QP	L1	GND
2.639000	28.60	11.7	56	27.4	QP	L1	GND
5.271500	22.70	11.8	60	37.3	QP	L1	GND
24.000500	35.20	12.0	60	24.8	QP	L1	GND

MEASUREMENT RESULT: "PR-0903-03_fin2"

2016-9-3 13:32

Frequency MHz	Level dBµV	Transd dB	Limit dBµV	Margin dB	Detector	Line	PE
0.166000	35.50	10.4	55	19.7	AV	L1	GND
0.506000	33.30	11.5	46	12.7	AV	L1	GND
2.063000	26.30	11.7	46	19.7	AV	L1	GND
2.135000	26.90	11.7	46	19.1	AV	L1	GND
6.153500	16.40	11.8	50	33.6	AV	L1	GND
24.000500	33.10	12.0	50	16.9	AV	L1	GND

ACCURATE TECHNOLOGY CO.,LTD

CONDUCTED EMISSION STANDARD FCC PART 15B

```
EUT:                    Interactive Flat Panel   M/N:LE-55PC88
Manufacturer:           PRIMA
Operating Condition:    AV IN
Test Site:              2#Shielding Room
Operator:               DING
Test Specification:     N  240V/60Hz
Comment:                Report No.:ATE20160582
Start of Test:          2016-9-3 / 13:35:46
```

SCAN TABLE: "V 150K-30MHz fin"

Short Description: _SUB_STD_VTERM2 1.70

Start Frequency	Stop Frequency	Step Width	Detector	Meas. Time	IF Bandw.	Transducer
150.0 kHz	30.0 MHz	4.5 kHz	QuasiPeak Average	1.0 s	9 kHz	LISN(ESH3-Z5)

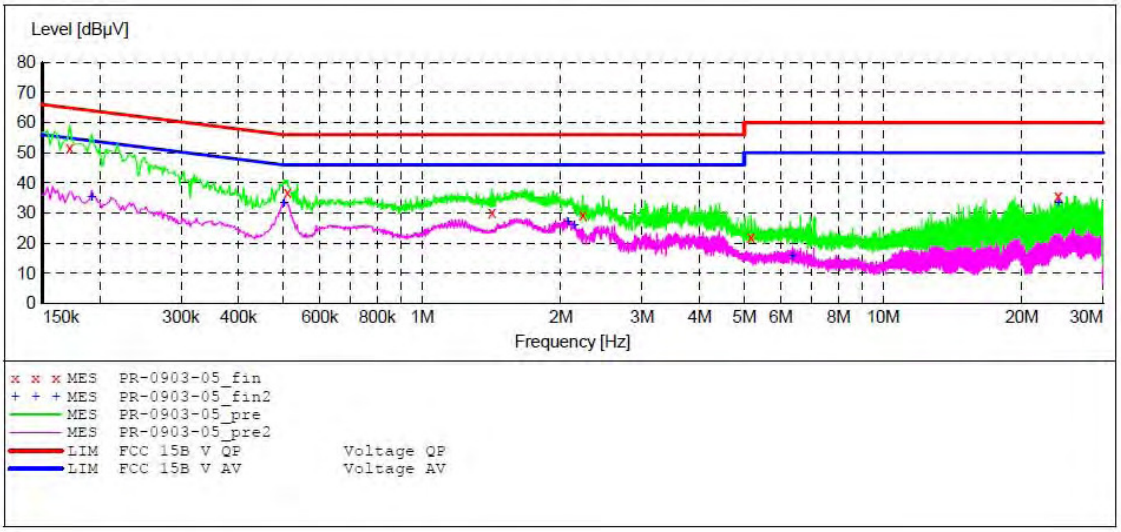

MEASUREMENT RESULT: "PR-0903-05_fin"

2016-9-3 13:37

Frequency MHz	Level dBµV	Transd dB	Limit dBµV	Margin dB	Detector	Line	PE
0.172000	51.50	10.5	65	13.4	QP	N	GND
0.510000	36.60	11.5	56	19.4	QP	N	GND
1.416000	30.30	11.6	56	25.7	QP	N	GND
2.229500	29.40	11.7	56	26.6	QP	N	GND
5.177000	22.10	11.8	60	37.9	QP	N	GND
24.000500	35.60	12.0	60	24.4	QP	N	GND

MEASUREMENT RESULT: "PR-0903-05_fin2"

2016-9-3 13:37

Frequency MHz	Level dBµV	Transd dB	Limit dBµV	Margin dB	Detector	Line	PE
0.192000	35.30	10.6	54	18.6	AV	N	GND
0.502000	33.40	11.5	46	12.6	AV	N	GND
2.072000	27.00	11.7	46	19.0	AV	N	GND
2.135000	25.90	11.7	46	20.1	AV	N	GND
6.360500	15.70	11.8	50	34.3	AV	N	GND
24.000500	33.40	12.0	50	16.6	AV	N	GND

ACCURATE TECHNOLOGY CO.,LTD

CONDUCTED EMISSION STANDARD FCC PART 15B

EUT: Interactive Flat Panel M/N:LE-55PC88
Manufacturer: PRIMA
Operating Condition: AV IN
Test Site: 2#Shielding Room
Operator: DING
Test Specification: L 240V/60Hz
Comment: Report No.:ATE20160582
Start of Test: 2016-9-3 / 13:38:21

SCAN TABLE: "V 150K-30MHz fin"

Short Description: _SUB_STD_VTERM2 1.70

Start Frequency	Stop Frequency	Step Width	Detector	Meas. Time	IF Bandw.	Transducer
150.0 kHz	30.0 MHz	4.5 kHz	QuasiPeak Average	1.0 s	9 kHz	LISN(ESH3-Z5)

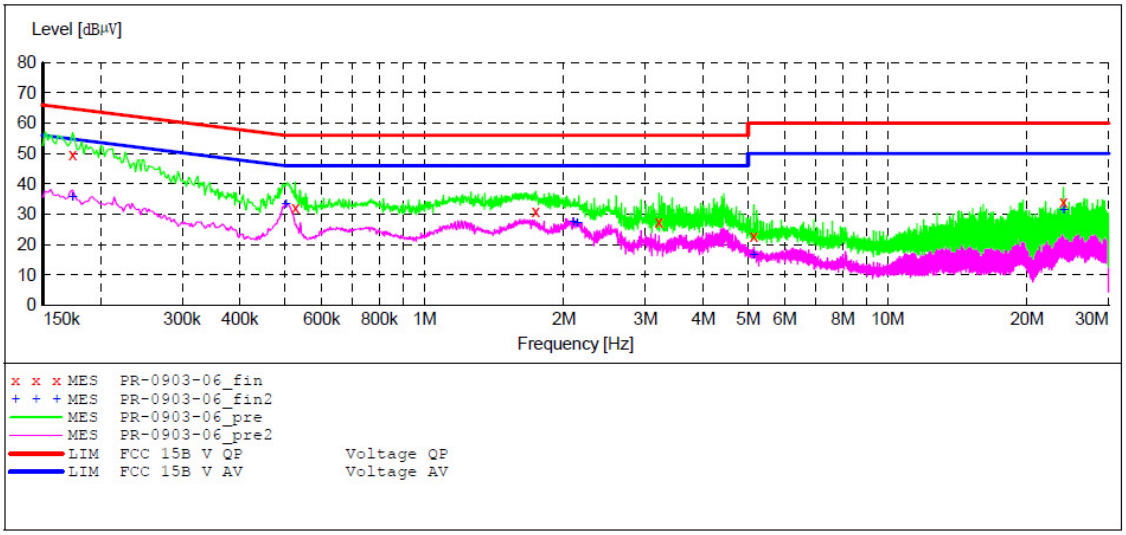

MEASUREMENT RESULT: "PR-0903-06_fin"

2016-9-3 13:40

Frequency MHz	Level dBµV	Transd dB	Limit dBµV	Margin dB	Detector	Line	PE
0.174000	49.50	10.5	65	15.3	QP	L1	GND
0.526000	32.00	11.5	56	24.0	QP	L1	GND
1.740000	31.10	11.6	56	24.9	QP	L1	GND
3.210500	27.30	11.7	56	28.7	QP	L1	GND
5.145500	22.90	11.8	60	37.1	QP	L1	GND
24.000500	33.90	12.0	60	26.1	QP	L1	GND

MEASUREMENT RESULT: "PR-0903-06_fin2"

2016-9-3 13:40

Frequency MHz	Level dBµV	Transd dB	Limit dBµV	Margin dB	Detector	Line	PE
0.174000	35.80	10.5	55	19.0	AV	L1	GND
0.502000	33.40	11.5	46	12.6	AV	L1	GND
2.094500	27.50	11.7	46	18.5	AV	L1	GND
2.135000	27.10	11.7	46	18.9	AV	L1	GND
5.145500	16.60	11.8	50	33.4	AV	L1	GND
24.000500	31.40	12.0	50	18.6	AV	L1	GND

ACCURATE TECHNOLOGY CO.,LTD

CONDUCTED EMISSION STANDARD FCC PART 15B

```
EUT:                    Interactive Flat Panel   M/N:LE-55PC88
Manufacturer:           PRIMA
Operating Condition:    HDMI IN
Test Site:              2#Shielding Room
Operator:               DING
Test Specification:     L  240V/60Hz
Comment:                Report No.:ATE20160582
Start of Test:          2016-9-3 / 13:41:08
```

SCAN TABLE: "V 150K-30MHz fin"

Short Description: _SUB_STD_VTERM2 1.70

Start Frequency	Stop Frequency	Step Width	Detector	Meas. Time	IF Bandw.	Transducer
150.0 kHz	30.0 MHz	4.5 kHz	QuasiPeak Average	1.0 s	9 kHz	LISN(ESH3-Z5)

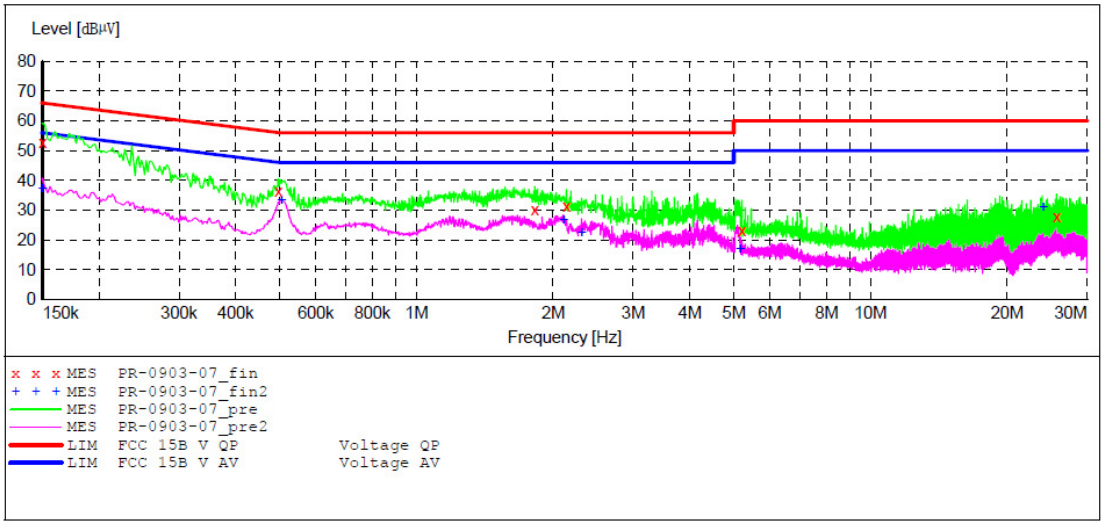

MEASUREMENT RESULT: "PR-0903-07_fin"

2016-9-3 13:42

Frequency MHz	Level dBµV	Transd dB	Limit dBµV	Margin dB	Detector	Line	PE
0.150000	52.80	10.3	66	13.2	QP	L1	GND
0.496000	36.50	11.5	56	19.6	QP	L1	GND
1.822000	30.30	11.7	56	25.7	QP	L1	GND
2.139500	31.50	11.7	56	24.5	QP	L1	GND
5.213000	23.30	11.8	60	36.7	QP	L1	GND
25.724000	27.90	12.0	60	32.1	QP	L1	GND

MEASUREMENT RESULT: "PR-0903-07_fin2"

2016-9-3 13:42

Frequency MHz	Level dBµV	Transd dB	Limit dBµV	Margin dB	Detector	Line	PE
0.150000	37.30	10.3	56	18.7	AV	L1	GND
0.504000	33.40	11.5	46	12.6	AV	L1	GND
2.108000	26.80	11.7	46	19.2	AV	L1	GND
2.310500	22.20	11.7	46	23.8	AV	L1	GND
5.159000	17.00	11.8	50	33.0	AV	L1	GND
24.000500	31.00	12.0	50	19.0	AV	L1	GND

ACCURATE TECHNOLOGY CO.,LTD

CONDUCTED EMISSION STANDARD FCC PART 15B

EUT:	Interactive Flat Panel M/N:LE-55PC88
Manufacturer:	PRIMA
Operating Condition:	HDMI IN
Test Site:	2#Shielding Room
Operator:	DING
Test Specification:	N 240V/60Hz
Comment:	Report No.:ATE20160582
Start of Test:	2016-9-3 / 13:44:40

SCAN TABLE: "V 150K-30MHz fin"

Short Description: _SUB_STD_VTERM2 1.70

Start Frequency	Stop Frequency	Step Width	Detector	Meas. Time	IF Bandw.	Transducer
150.0 kHz	30.0 MHz	4.5 kHz	QuasiPeak Average	1.0 s	9 kHz	LISN(ESH3-Z5)

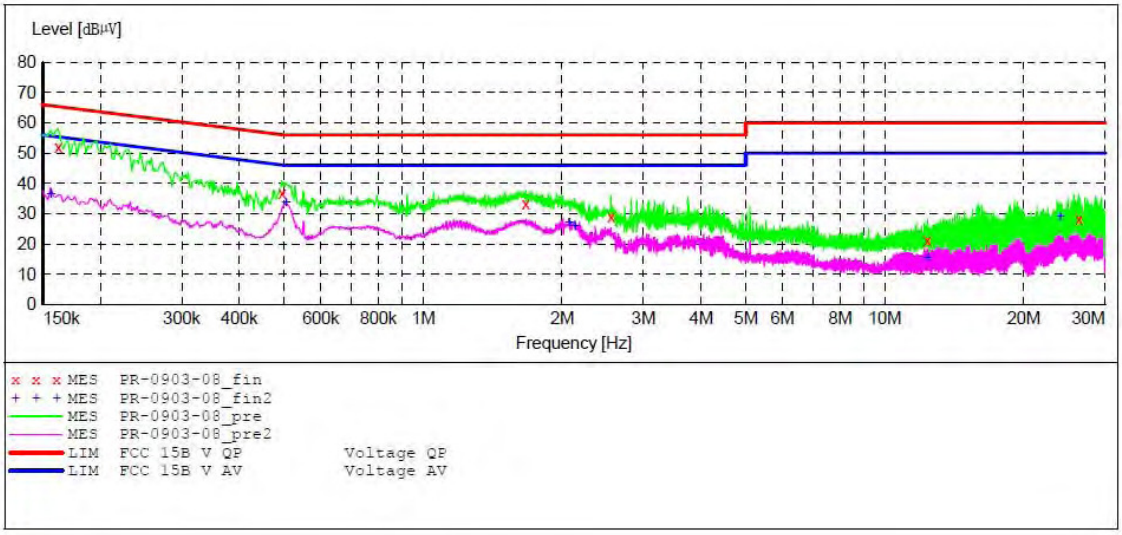

MEASUREMENT RESULT: "PR-0903-08_fin"

2016-9-3 13:46

Frequency MHz	Level dBµV	Transd dB	Limit dBµV	Margin dB	Detector	Line	PE
0.162000	52.00	10.4	65	13.4	QP	N	GND
0.494000	36.90	11.5	56	19.2	QP	N	GND
1.668000	33.10	11.6	56	22.9	QP	N	GND
2.553500	28.90	11.7	56	27.1	QP	N	GND
12.372500	21.20	11.9	60	38.8	QP	N	GND
26.331500	28.20	12.0	60	31.8	QP	N	GND

MEASUREMENT RESULT: "PR-0903-08_fin2"

2016-9-3 13:46

Frequency MHz	Level dBµV	Transd dB	Limit dBµV	Margin dB	Detector	Line	PE
0.156000	36.50	10.4	56	19.2	AV	N	GND
0.504000	33.50	11.5	46	12.5	AV	N	GND
2.072000	27.10	11.7	46	18.9	AV	N	GND
2.130500	25.80	11.7	46	20.2	AV	N	GND
12.372500	15.20	11.9	50	34.8	AV	N	GND
24.000500	28.90	12.0	50	21.1	AV	N	GND

ACCURATE TECHNOLOGY CO.,LTD

CONDUCTED EMISSION STANDARD FCC PART 15B

EUT:	Interactive Flat Panel M/N:LE-55PC88
Manufacturer:	PRIMA
Operating Condition:	VGA IN
Test Site:	2#Shielding Room
Operator:	DING
Test Specification:	N 240V/60Hz
Comment:	Report No.:ATE20160582
Start of Test:	2016-9-3 / 13:47:18

SCAN TABLE: "V 150K-30MHz fin"

Short Description: _SUB_STD_VTERM2 1.70

Start Frequency	Stop Frequency	Step Width	Detector	Meas. Time	IF Bandw.	Transducer
150.0 kHz	30.0 MHz	4.5 kHz	QuasiPeak Average	1.0 s	9 kHz	LISN(ESH3-Z5)

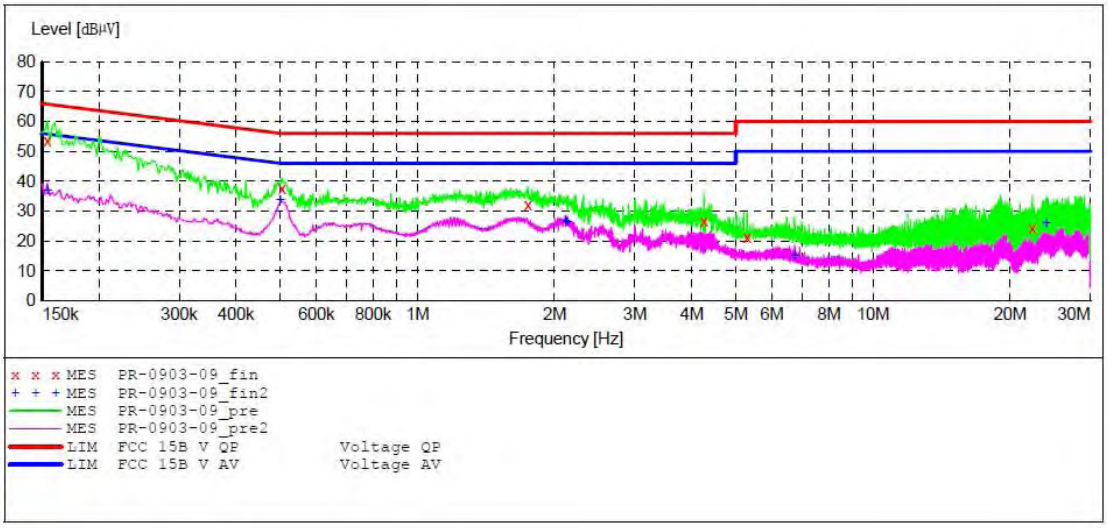

MEASUREMENT RESULT: "PR-0903-09_fin"

2016-9-3 13:49

Frequency MHz	Level dBµV	Transd dB	Limit dBµV	Margin dB	Detector	Line	PE
0.154000	53.70	10.4	66	12.1	QP	N	GND
0.504000	37.40	11.5	56	18.6	QP	N	GND
1.748000	32.00	11.6	56	24.0	QP	N	GND
4.254500	26.60	11.8	56	29.4	QP	N	GND
5.289500	21.20	11.8	60	38.8	QP	N	GND
22.380500	24.30	12.0	60	35.7	QP	N	GND

MEASUREMENT RESULT: "PR-0903-09_fin2"

2016-9-3 13:49

Frequency MHz	Level dBµV	Transd dB	Limit dBµV	Margin dB	Detector	Line	PE
0.154000	36.90	10.4	56	18.9	AV	N	GND
0.500000	33.50	11.5	46	12.5	AV	N	GND
2.112500	26.60	11.7	46	19.4	AV	N	GND
2.130500	26.10	11.7	46	19.9	AV	N	GND
6.734000	14.80	11.8	50	35.2	AV	N	GND
24.000500	25.80	12.0	50	24.2	AV	N	GND

ACCURATE TECHNOLOGY CO.,LTD

CONDUCTED EMISSION STANDARD FCC PART 15B

EUT:	Interactive Flat Panel M/N:LE-55PC88
Manufacturer:	PRIMA
Operating Condition:	VGA IN
Test Site:	2#Shielding Room
Operator:	DING
Test Specification:	L 240V/60Hz
Comment:	Report No.:ATE20160582
Start of Test:	2016-9-3 / 13:49:58

SCAN TABLE: "V 150K-30MHz fin"

Short Description: _SUB_STD_VTERM2 1.70

Start Frequency	Stop Frequency	Step Width	Detector	Meas. Time	IF Bandw.	Transducer
150.0 kHz	30.0 MHz	4.5 kHz	QuasiPeak Average	1.0 s	9 kHz	LISN(ESH3-Z5)

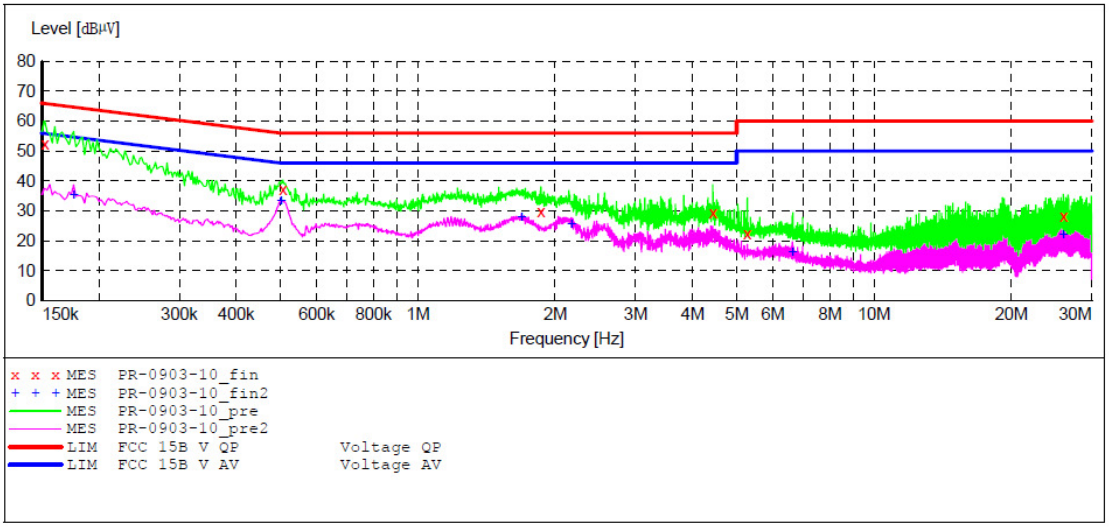

MEASUREMENT RESULT: "PR-0903-10_fin"

2016-9-3 13:51

Frequency MHz	Level dBµV	Transd dB	Limit dBµV	Margin dB	Detector	Line	PE
0.152000	52.30	10.4	66	13.6	QP	L1	GND
0.506000	37.20	11.5	56	18.8	QP	L1	GND
1.862000	29.60	11.7	56	26.4	QP	L1	GND
4.434500	29.20	11.8	56	26.8	QP	L1	GND
5.276000	22.40	11.8	60	37.6	QP	L1	GND
25.998500	28.10	12.0	60	31.9	QP	L1	GND

MEASUREMENT RESULT: "PR-0903-10_fin2"

2016-9-3 13:51

Frequency MHz	Level dBµV	Transd dB	Limit dBµV	Margin dB	Detector	Line	PE
0.176000	35.10	10.5	55	19.6	AV	L1	GND
0.502000	33.40	11.5	46	12.6	AV	L1	GND
1.686000	27.60	11.6	46	18.4	AV	L1	GND
2.171000	25.60	11.7	46	20.4	AV	L1	GND
6.621500	16.10	11.8	50	33.9	AV	L1	GND
25.998500	21.90	12.0	50	28.1	AV	L1	GND

ACCURATE TECHNOLOGY CO.,LTD

CONDUCTED EMISSION STANDARD FCC PART 15B

```
EUT:                  Interactive Flat Panel   M/N:LE-55PC88
Manufacturer:         PRIMA
Operating Condition:  Memory Playing
Test Site:            2#Shielding Room
Operator:             DING
Test Specification:   L  240V/60Hz
Comment:              Report No.:ATE20160582
Start of Test:        2016-9-3 / 13:52:09
```

SCAN TABLE: "V 150K-30MHz fin"

```
  Short Description:            _SUB_STD_VTERM2 1.70
  Start      Stop       Step       Detector  Meas.     IF       Transducer
  Frequency  Frequency  Width                Time      Bandw.
  150.0 kHz  30.0 MHz   4.5 kHz    QuasiPeak 1.0 s     9 kHz    LISN(ESH3-Z5)
                                   Average
```

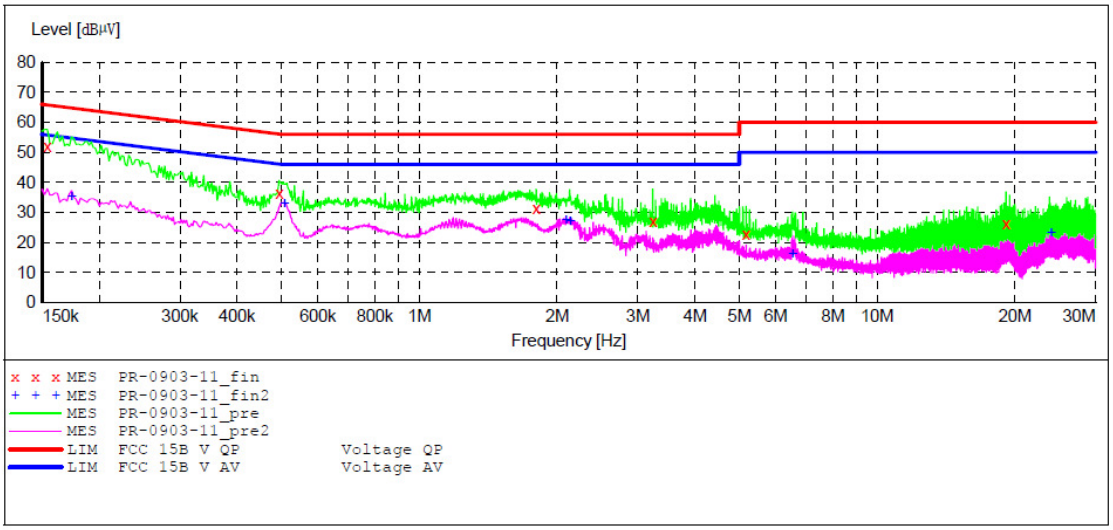

MEASUREMENT RESULT: "PR-0903-11_fin"

2016-9-3 13:53

Frequency MHz	Level dBµV	Transd dB	Limit dBµV	Margin dB	Detector	Line	PE
0.154000	52.10	10.4	66	13.7	QP	L1	GND
0.494000	36.50	11.5	56	19.6	QP	L1	GND
1.800000	31.20	11.7	56	24.8	QP	L1	GND
3.237500	26.90	11.7	56	29.1	QP	L1	GND
5.177000	22.70	11.8	60	37.3	QP	L1	GND
19.122500	26.10	11.9	60	33.9	QP	L1	GND

MEASUREMENT RESULT: "PR-0903-11_fin2"

2016-9-3 13:53

Frequency MHz	Level dBµV	Transd dB	Limit dBµV	Margin dB	Detector	Line	PE
0.174000	35.30	10.5	55	19.5	AV	L1	GND
0.508000	33.00	11.5	46	13.0	AV	L1	GND
2.090000	27.50	11.7	46	18.5	AV	L1	GND
2.135000	27.00	11.7	46	19.0	AV	L1	GND
6.536000	16.30	11.8	50	33.7	AV	L1	GND
24.000500	23.30	12.0	50	26.7	AV	L1	GND

ACCURATE TECHNOLOGY CO.,LTD

CONDUCTED EMISSION STANDARD FCC PART 15B

EUT: Interactive Flat Panel M/N:LE-55PC88
Manufacturer: PRIMA
Operating Condition: Memory Playing
Test Site: 2#Shielding Room
Operator: DING
Test Specification: N 240V/60Hz
Comment: Report No.:ATE20160582
Start of Test: 2016-9-3 / 13:54:20

SCAN TABLE: "V 150K-30MHz fin"

Short Description: _SUB_STD_VTERM2 1.70

Start Frequency	Stop Frequency	Step Width	Detector	Meas. Time	IF Bandw.	Transducer
150.0 kHz	30.0 MHz	4.5 kHz	QuasiPeak Average	1.0 s	9 kHz	LISN(ESH3-Z5)

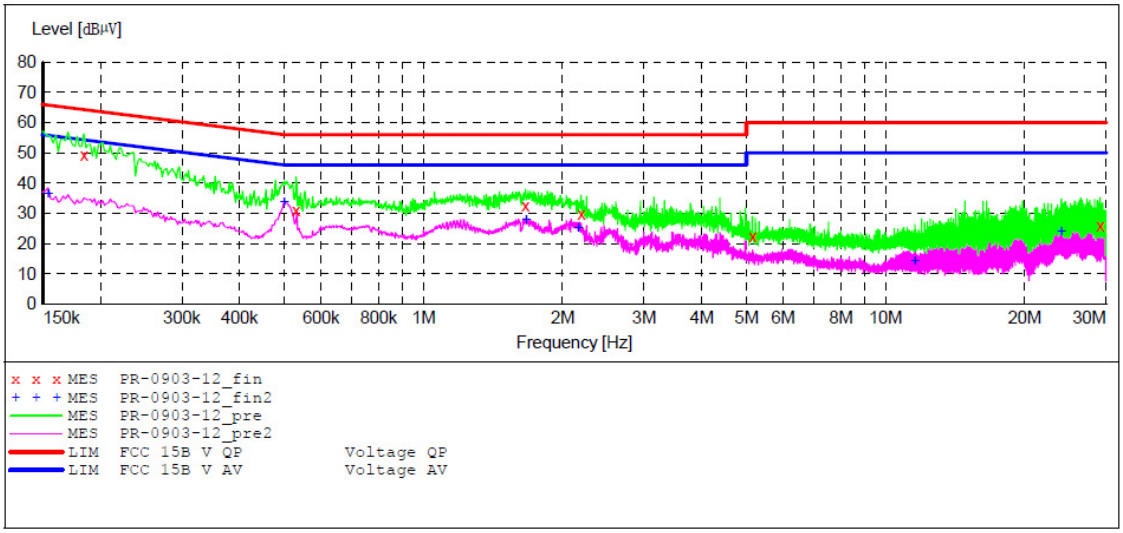

MEASUREMENT RESULT: "PR-0903-12_fin"

2016-9-3 13:56

Frequency MHz	Level dBµV	Transd dB	Limit dBµV	Margin dB	Detector	Line	PE
0.184000	49.20	10.5	64	15.1	QP	N	GND
0.530000	30.80	11.5	56	25.2	QP	N	GND
1.662000	32.50	11.6	56	23.5	QP	N	GND
2.193500	29.90	11.7	56	26.1	QP	N	GND
5.159000	22.20	11.8	60	37.8	QP	N	GND
29.175500	25.70	12.0	60	34.3	QP	N	GND

MEASUREMENT RESULT: "PR-0903-12_fin2"

2016-9-3 13:56

Frequency MHz	Level dBµV	Transd dB	Limit dBµV	Margin dB	Detector	Line	PE
0.154000	36.50	10.4	56	19.3	AV	N	GND
0.500000	33.60	11.5	46	12.4	AV	N	GND
1.668000	27.60	11.6	46	18.4	AV	N	GND
2.162000	24.90	11.7	46	21.1	AV	N	GND
11.571500	14.00	11.9	50	36.0	AV	N	GND
24.000500	23.90	12.0	50	26.1	AV	N	GND

5. RADIATED EMISSION MEASUREMENT

5.1.Block Diagram of Test

5.1.1.Block diagram of connection between the EUT and simulators

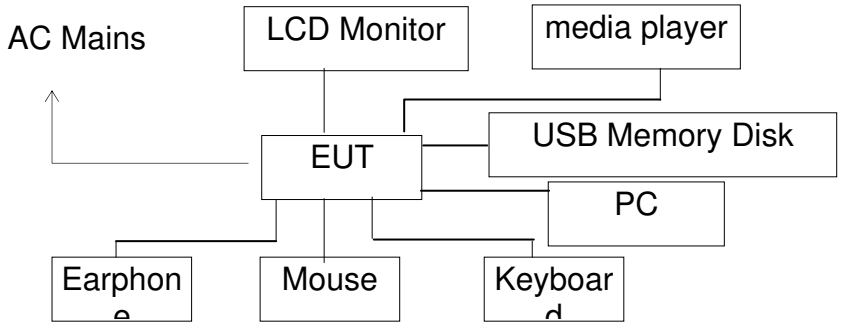

(EUT: Interactive Flat Panel)

5.1.2.Block diagram of test setup (In chamber)

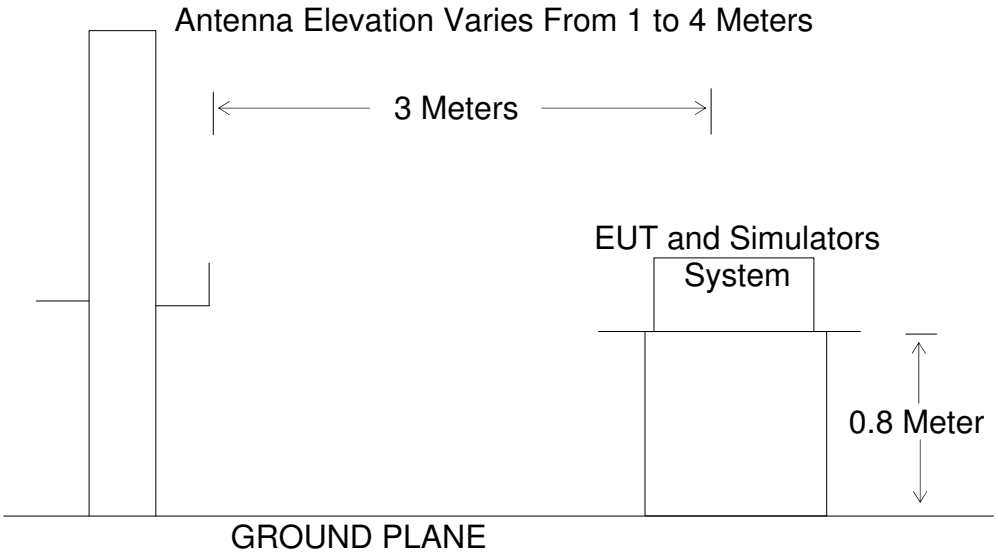

5.2.Test mode description

Test mode 1: USB IN
Test mode 2: AV IN
Test mode 3: VGA IN
Test mode 4: DP IN
Test mode 5: HDMI IN
Test mode 6: Memory Playing

5.3.Radiated Emission Limit (Class B)

All emanations from a class B device or system, including any network of conductors and apparatus connected thereto, shall not exceed the level of field strengths specified below:

Frequency MHz	Distance Meters	Field Strengths Limit	
		μV/m	dB(μV/m)
30-88	3	100	40.0
88-216	3	150	43.5
216-960	3	200	46.0
Above 960	3	500	54.0

Remark:
(1) Emission level dB(μV) = 20 log Emission level μV/m.
(2) The smaller limit shall apply at the cross point between two frequency bands.
(3) Distance is the distance in meters between the measuring instrument antenna and the closest point of any part of the device or system.

5.4.Manufacturer

The following equipments are installed on Radiated Emission Measurement to meet the commission requirements and operating regulations in a manner which tends to maximize its emission characteristics in normal application.

5.4.1.Interactive Flat Panel (EUT)

Model Number**:** LE-55PC88
Manufacturer**:** Xiamen Prima Technology Inc.

5.5.Operating Condition of EUT

5.5.1.Setup the EUT and simulator as shown as Section 5.1

5.5.2.Turn on the power of all equipment.

5.5.3.Let the EUT work in test mode and measure it.

5.6.Test Procedure

The EUT and its simulators are placed on a turntable, which is 0.8 meter high above ground. The turntable can rotate 360 degrees to determine the position of the maximum emission level. EUT is set 3.0 meters away from the receiving antenna, which is mounted on an antenna tower. The antenna can be moved up and down between 1.0 meter and 4 meters to find out the maximum emission level. Broadband antenna (calibrated bilog antenna) is used as receiving antenna. Both horizontal and vertical polarizations of the antenna are set on measurement. In order to find the maximum emission levels, all of the interface cables must be manipulated according to ANSI C63.4: 2014 on radiated emission measurement.

The bandwidth of the EMI test receiver (R&S ESCS30) is set at 120kHz.

The frequency range from 30MHz to 24000MHz is checked.
Note:The EUT highest operating frequency provided by Manufacturer is 1.2GHz and include 2.4GHz and 5GHz wifi, the radiated emission measurement shall be made up to 40 GHz.

Highest frequency generated or used in the device or on which the device operates or tunes (MHz)	Upper frequency of measurement range (MHz)
Below 1.705	30.
1.705–108	1000.
108–500	2000.
500–1000	5000.
Above 1000	5th harmonic of the highest frequency or 40 GHz, whichever is lower.

5.7.Radiated Emission Noise Measurement Result

PASS.

The frequency range from 30MHz to 24000MHz is investigated.

Emissions attenuated more than 20 dB below the permissible value are not reported.

The spectral diagrams are attached as below.

Below 1GHz

ACCURATE TECHNOLOGY CO., LTD.
F1,Bldg,A,Changyuan New Material Port Keyuan Rd,
Science & Industry Park,Nanshan Shenzhen,P.R.China
Site: 1# Chamber
Tel:+86-0755-26503290
Fax:+86-0755-26503396

Job No.: DING11 #5	Polarization: Vertical
Standard: FCC Class B 3M Radiated	Power Source: AC 120V/60Hz
Test item: Radiation Test	Date: 2016/09/03
Temp.(C)/Hum.(%) 25 C / 55 %	Time: 16:11:19
EUT: Interactive Flat Panel	Engineer Signature: DING
Mode: USB IN	Distance: 3m
Model: LE-55PC88	
Manufacturer: PRIMA	

Note: Report NO:ATE20160582

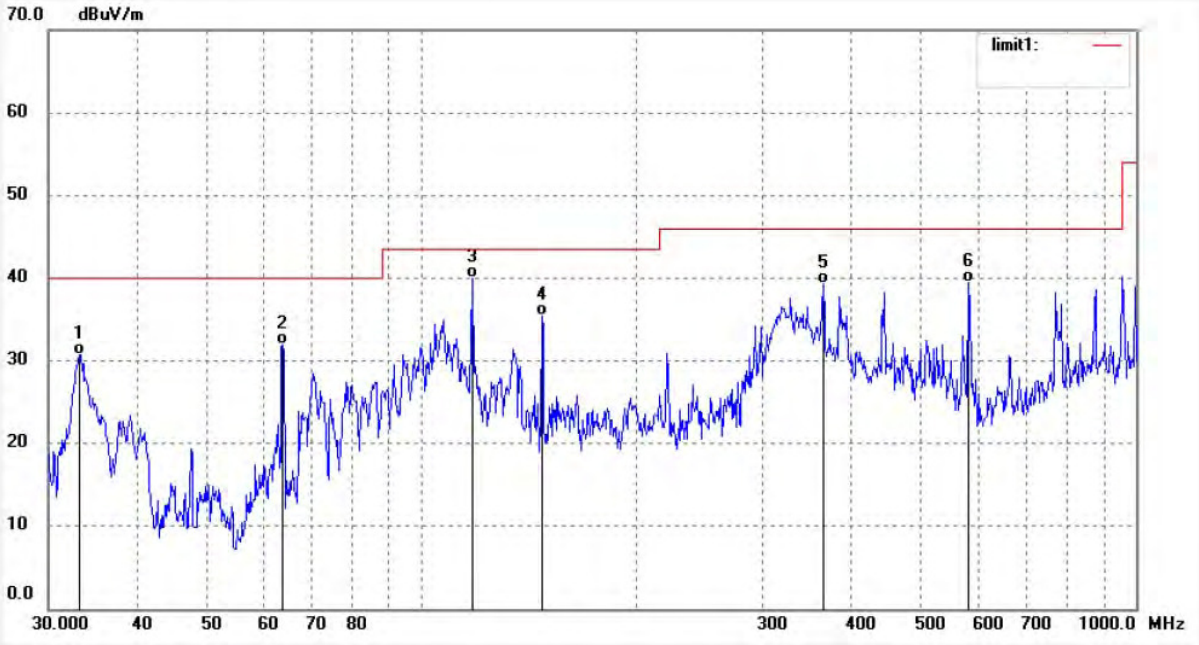

No.	Freq. (MHz)	Reading (dBuV/m)	Factor (dB)	Result (dBuV/m)	Limit (dBuV/m)	Margin (dB)	Detector	Height (cm)	Degree (deg.)	Remark
1	33.1015	48.01	-17.24	30.77	40.00	-9.23	QP			
2	63.8552	54.60	-22.67	31.93	40.00	-8.07	QP			
3	117.6814	61.33	-21.27	40.06	43.50	-3.44	QP			
4	147.3560	57.74	-22.27	35.47	43.50	-8.03	QP			
5	364.8026	53.53	-14.25	39.28	46.00	-6.72	QP			
6	582.1122	49.84	-10.33	39.51	46.00	-6.49	QP			

ACCURATE TECHNOLOGY CO., LTD.
F1,Bldg,A,Changyuan New Material Port Keyuan Rd,
Science & Industry Park,Nanshan Shenzhen,P.R.China
Site: 1# Chamber
Tel:+86-0755-26503290
Fax:+86-0755-26503396

Job No.: DING11 #6	Polarization: Horizontal
Standard: FCC Class B 3M Radiated	Power Source: AC 120V/60Hz
Test item: Radiation Test	Date: 2016/09/03
Temp.(C)/Hum.(%) 25 C / 55 %	Time: 16:14:03
EUT: Interactive Flat Panel	Engineer Signature: DING
Mode: USB IN	Distance: 3m
Model: LE-55PC88	
Manufacturer: PRIMA	

Note: Report NO:ATE20160582

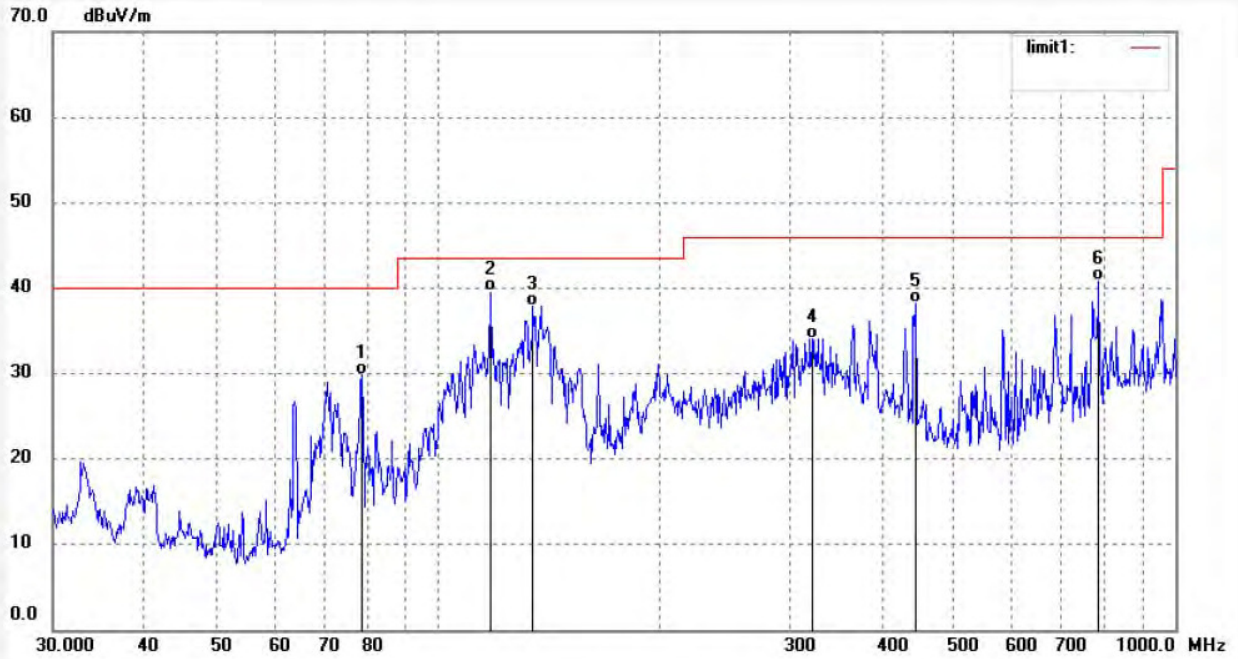

No.	Freq. (MHz)	Reading (dBuV/m)	Factor (dB)	Result (dBuV/m)	Limit (dBuV/m)	Margin (dB)	Detector	Height (cm)	Degree (deg.)	Remark
1	78.8410	52.80	-22.94	29.86	40.00	-10.14	QP			
2	117.6815	60.86	-21.27	39.59	43.50	-3.91	QP			
3	134.4911	59.84	-21.90	37.94	43.50	-5.56	QP			
4	321.4581	49.79	-15.73	34.06	46.00	-11.94	QP			
5	444.1299	51.33	-13.13	38.20	46.00	-7.80	QP			
6	787.4749	47.01	-6.10	40.91	46.00	-5.09	QP			

ACCURATE TECHNOLOGY CO., LTD.
F1,Bldg,A,Changyuan New Material Port Keyuan Rd,
Science & Industry Park,Nanshan Shenzhen,P.R.China
Site: 1# Chamber
Tel:+86-0755-26503290
Fax:+86-0755-26503396

Job No.: DING11 #7	Polarization: Horizontal
Standard: FCC Class B 3M Radiated	Power Source: AC 120V/60Hz
Test item: Radiation Test	Date: 2016/09/03
Temp.(C)/Hum.(%) 25 C / 55 %	Time: 16:15:11
EUT: Interactive Flat Panel	Engineer Signature: DING
Mode: DP IN	Distance: 3m
Model: LE-55PC88	
Manufacturer: PRIMA	

Note: Report NO:ATE20160582

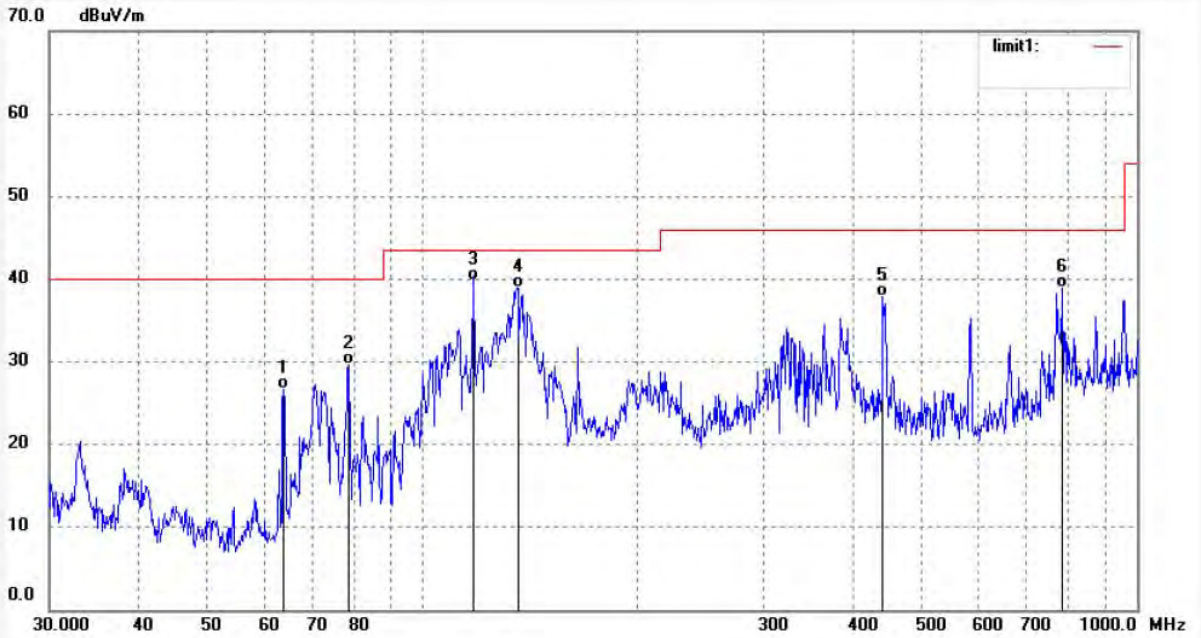

No.	Freq. (MHz)	Reading (dBuV/m)	Factor (dB)	Result (dBuV/m)	Limit (dBuV/m)	Margin (dB)	Detector	Height (cm)	Degree (deg.)	Remark
1	63.8552	49.38	-22.67	26.71	40.00	-13.29	QP			
2	78.8410	52.63	-22.94	29.69	40.00	-10.31	QP			
3	117.6815	61.13	-21.27	39.86	43.50	-3.64	QP			
4	135.9163	60.97	-21.95	39.02	43.50	-4.48	QP			
5	441.0199	51.17	-13.24	37.93	46.00	-8.07	QP			
6	787.4749	45.03	-6.10	38.93	46.00	-7.07	QP			

ACCURATE TECHNOLOGY CO., LTD.
F1,Bldg,A,Changyuan New Material Port Keyuan Rd,
Science & Industry Park,Nanshan Shenzhen,P.R.China

Site: 1# Chamber
Tel:+86-0755-26503290
Fax:+86-0755-26503396

Job No.: DING11 #8	Polarization: Vertical
Standard: FCC Class B 3M Radiated	Power Source: AC 120V/60Hz
Test item: Radiation Test	Date: 2016/09/03
Temp.(C)/Hum.(%) 25 C / 55 %	Time: 16:17:28
EUT: Interactive Flat Panel	Engineer Signature: DING
Mode: DP IN	Distance: 3m
Model: LE-55PC88	
Manufacturer: PRIMA	

Note: Report NO:ATE20160582

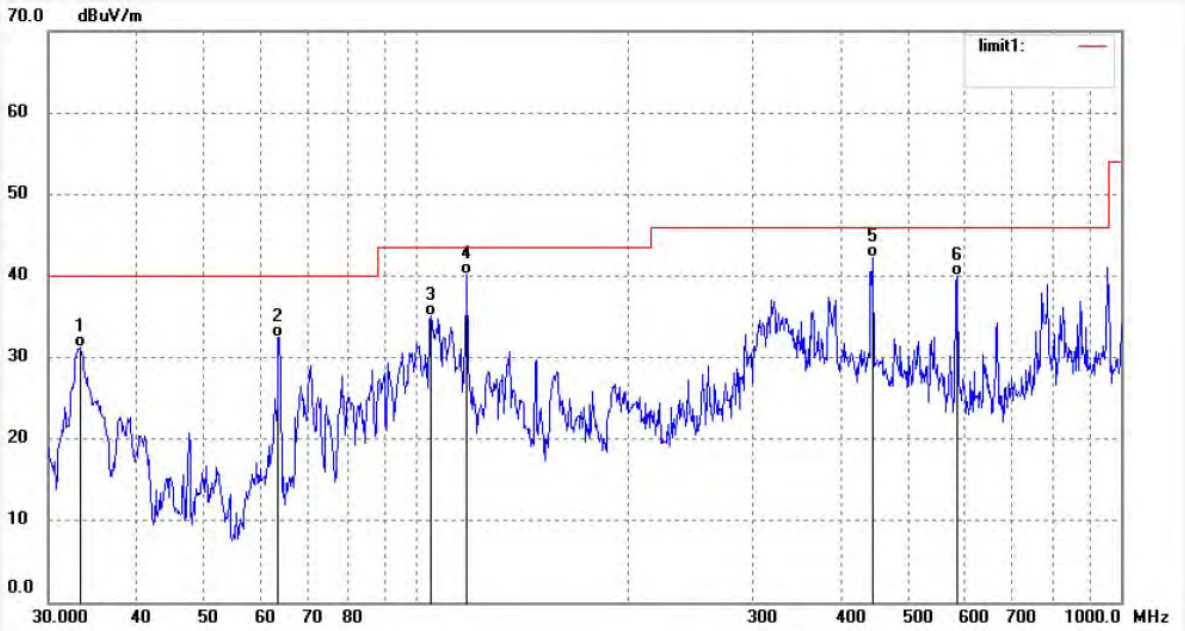

No.	Freq. (MHz)	Reading (dBuV/m)	Factor (dB)	Result (dBuV/m)	Limit (dBuV/m)	Margin (dB)	Detector	Height (cm)	Degree (deg.)	Remark
1	33.3349	48.48	-17.27	31.21	40.00	-8.79	QP			
2	63.6312	55.08	-22.66	32.42	40.00	-7.58	QP			
3	104.7979	57.04	-21.88	35.16	43.50	-8.34	QP			
4	117.6815	61.38	-21.27	40.11	43.50	-3.39	QP			
5	444.1299	55.33	-13.13	42.20	46.00	-3.80	QP			
6	586.2172	50.28	-10.23	40.05	46.00	-5.95	QP			

ACCURATE TECHNOLOGY CO., LTD.
F1,Bldg,A,Changyuan New Material Port Keyuan Rd,
Science & Industry Park,Nanshan Shenzhen,P.R.China
Site: 1# Chamber
Tel:+86-0755-26503290
Fax:+86-0755-26503396

Job No.: DING11 #9	Polarization: Vertical
Standard: FCC Class B 3M Radiated	Power Source: AC 120V/60Hz
Test item: Radiation Test	Date: 2016/09/03
Temp.(C)/Hum.(%) 25 C / 55 %	Time: 16:18:38
EUT: Interactive Flat Panel	Engineer Signature: DING
Mode: VGA IN	Distance: 3m
Model: LE-55PC88	
Manufacturer: PRIMA	

Note: Report NO:ATE20160582

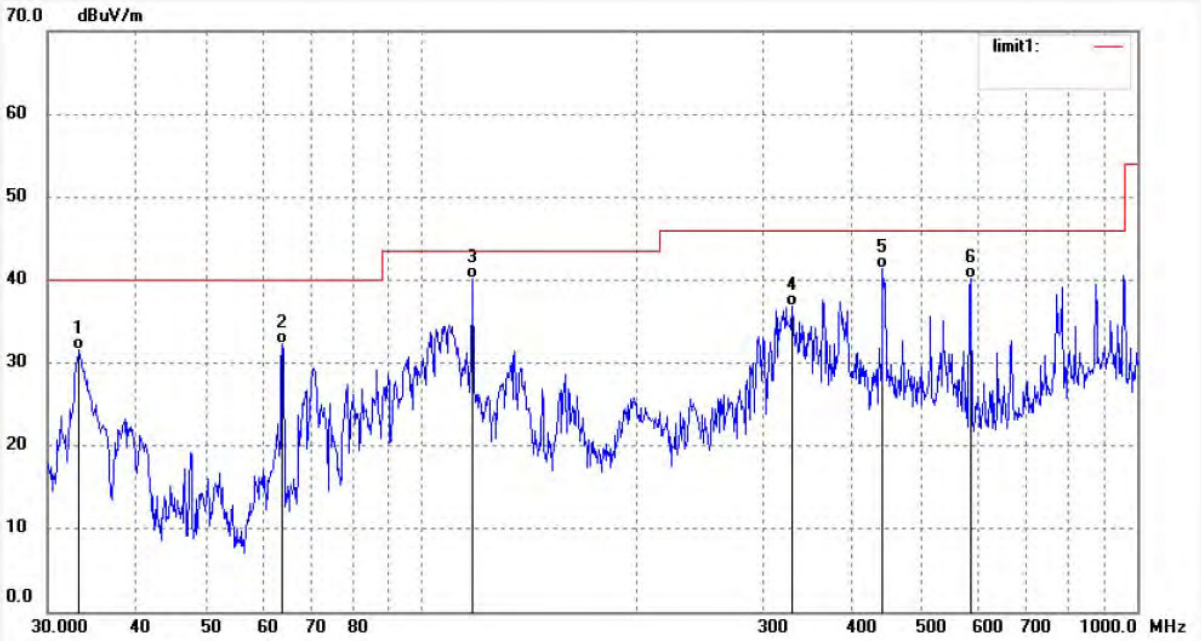

No.	Freq. (MHz)	Reading (dBuV/m)	Factor (dB)	Result (dBuV/m)	Limit (dBuV/m)	Margin (dB)	Detector	Height (cm)	Degree (deg.)	Remark
1	33.2180	48.88	-17.25	31.63	40.00	-8.37	QP			
2	63.8552	54.89	-22.67	32.22	40.00	-7.78	QP			
3	117.6815	61.45	-21.27	40.18	43.50	-3.32	QP			
4	329.4625	52.23	-15.41	36.82	46.00	-9.18	QP			
5	441.0199	54.64	-13.24	41.40	46.00	-4.60	QP			
6	586.2172	50.38	-10.23	40.15	46.00	-5.85	QP			

ACCURATE TECHNOLOGY CO., LTD.
F1,Bldg,A,Changyuan New Material Port Keyuan Rd,
Science & Industry Park,Nanshan Shenzhen,P.R.China
Site: 1# Chamber
Tel:+86-0755-26503290
Fax:+86-0755-26503396

Job No.: DING11 #10	Polarization: Horizontal
Standard: FCC Class B 3M Radiated	Power Source: AC 120V/60Hz
Test item: Radiation Test	Date: 2016/09/03
Temp.(C)/Hum.(%) 25 C / 55 %	Time: 16:21:00
EUT: Interactive Flat Panel	Engineer Signature: DING
Mode: VGA IN	Distance: 3m
Model: LE-55PC88	
Manufacturer: PRIMA	

Note: Report NO:ATE20160582

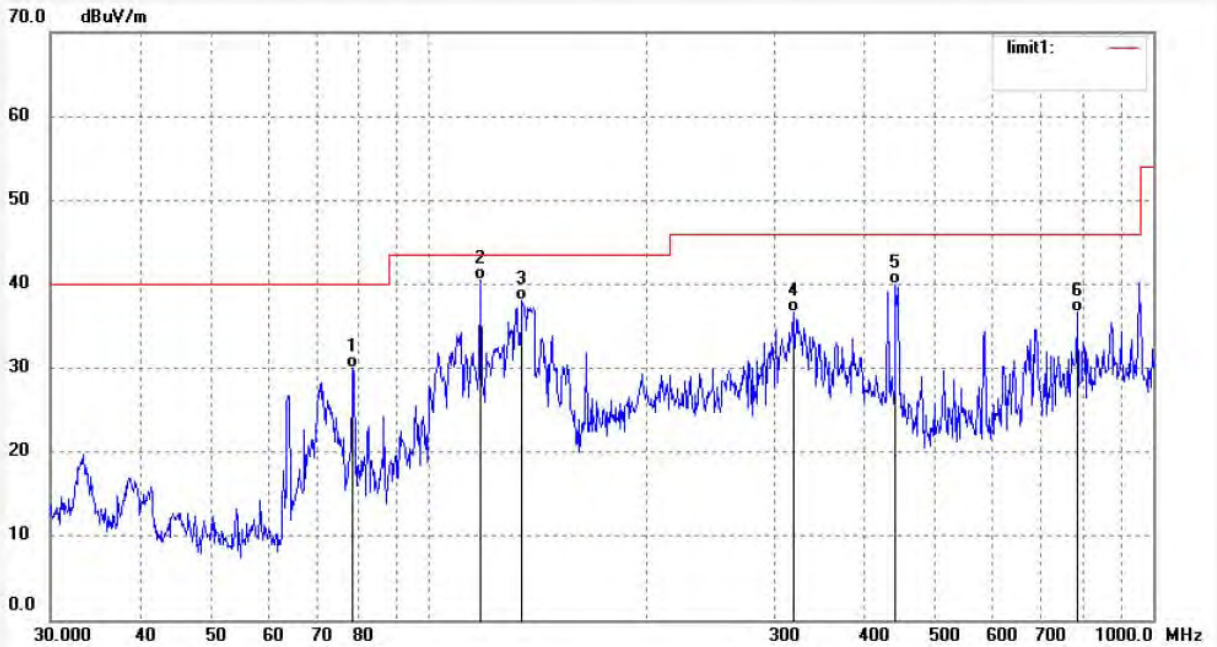

No.	Freq. (MHz)	Reading (dBuV/m)	Factor (dB)	Result (dBuV/m)	Limit (dBuV/m)	Margin (dB)	Detector	Height (cm)	Degree (deg.)	Remark
1	78.5645	52.98	-22.95	30.03	40.00	-9.97	QP			
2	117.6815	61.78	-21.27	40.51	43.50	-2.99	QP			
3	134.4911	59.90	-21.90	38.00	43.50	-5.50	QP			
4	318.0875	52.53	-15.84	36.69	46.00	-9.31	QP			
5	441.0199	53.27	-13.24	40.03	46.00	-5.97	QP			
6	787.4749	42.74	-6.10	36.64	46.00	-9.36	QP			

ACCURATE TECHNOLOGY CO., LTD.
F1,Bldg,A,Changyuan New Material Port Keyuan Rd,
Science & Industry Park,Nanshan Shenzhen,P.R.China

Site: 1# Chamber
Tel:+86-0755-26503290
Fax:+86-0755-26503396

Job No.: DING11 #11	Polarization: Horizontal
Standard: FCC Class B 3M Radiated	Power Source: AC 120V/60Hz
Test item: Radiation Test	Date: 2016/09/03
Temp.(C)/Hum.(%) 25 C / 55 %	Time: 16:23:13
EUT: Interactive Flat Panel	Engineer Signature: DING
Mode: HDMI IN	Distance: 3m
Model: LE-55PC88	
Manufacturer: PRIMA	

Note: Report NO:ATE20160582

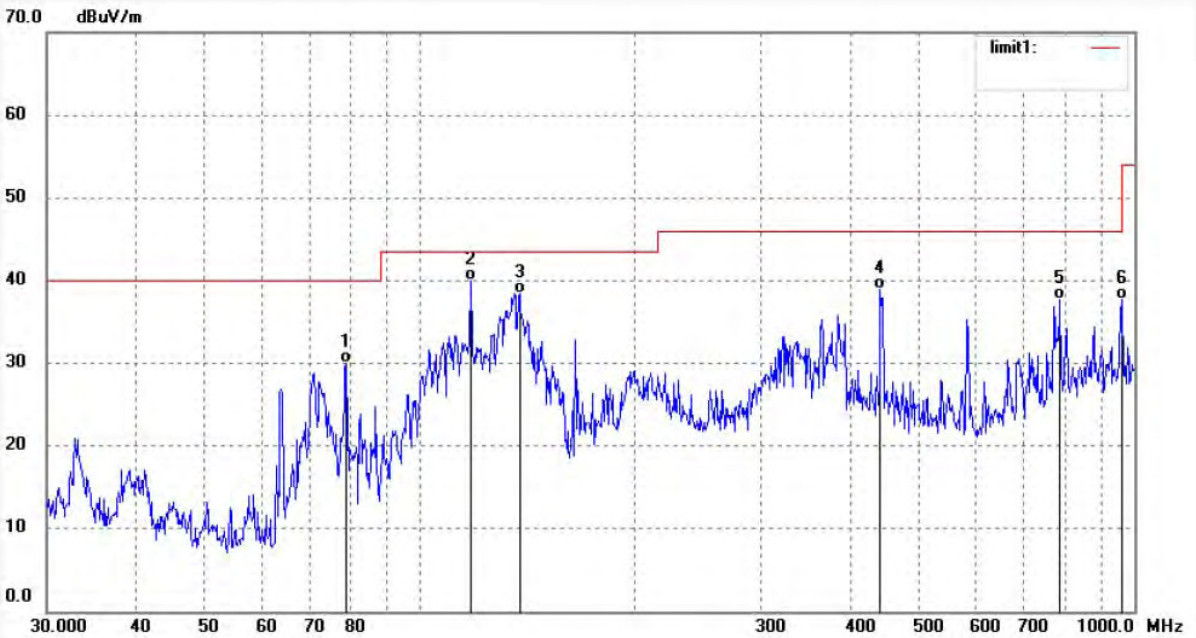

No.	Freq. (MHz)	Reading (dBuV/m)	Factor (dB)	Result (dBuV/m)	Limit (dBuV/m)	Margin (dB)	Detector	Height (cm)	Degree (deg.)	Remark
1	78.8410	52.87	-22.94	29.93	40.00	-10.07	QP			
2	117.6815	61.25	-21.27	39.98	43.50	-3.52	QP			
3	137.8400	60.41	-22.00	38.41	43.50	-5.09	QP			
4	441.0199	52.14	-13.24	38.90	46.00	-7.10	QP			
5	787.4749	43.76	-6.10	37.66	46.00	-8.34	QP			
6	962.0879	40.98	-3.25	37.73	54.00	-16.27	QP			

ACCURATE TECHNOLOGY CO., LTD.
F1,Bldg,A,Changyuan New Material Port Keyuan Rd,
Science & Industry Park,Nanshan Shenzhen,P.R.China
Site: 1# Chamber
Tel:+86-0755-26503290
Fax:+86-0755-26503396

Job No.: DING11 #12	Polarization: Vertical
Standard: FCC Class B 3M Radiated	Power Source: AC 120V/60Hz
Test item: Radiation Test	Date: 2016/09/03
Temp.(C)/Hum.(%) 25 C / 55 %	Time: 16:25:36
EUT: Interactive Flat Panel	Engineer Signature: DING
Mode: HDMI IN	Distance: 3m
Model: LE-55PC88	
Manufacturer: PRIMA	

Note: Report NO:ATE20160582

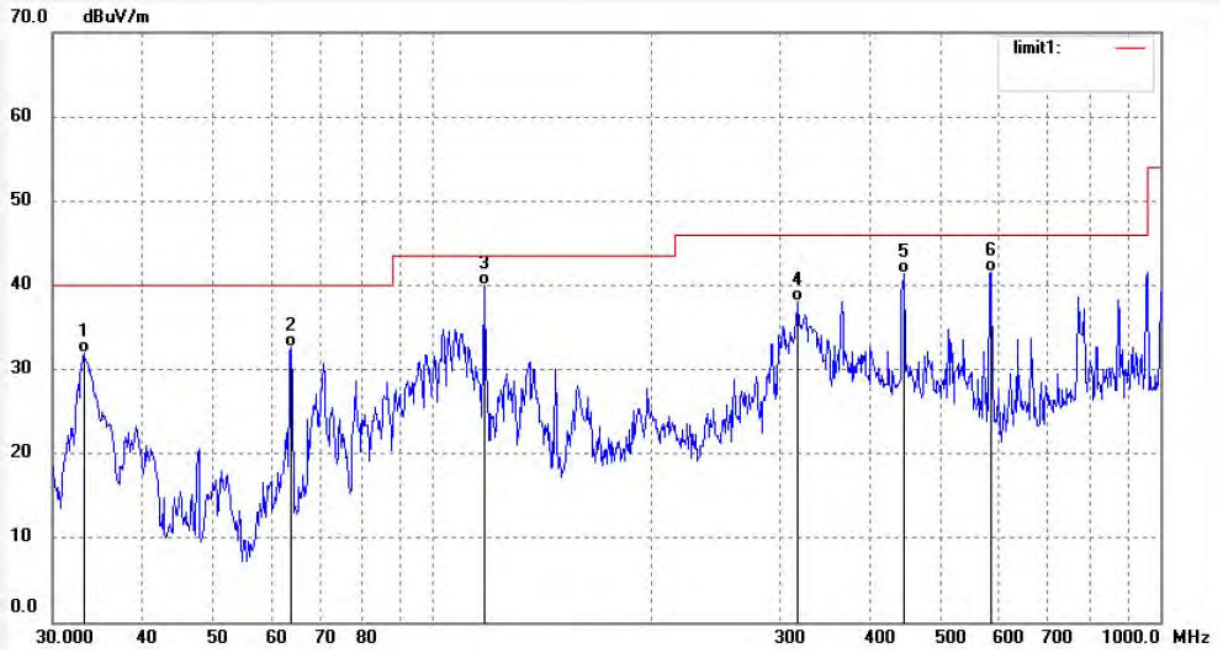

No.	Freq. (MHz)	Reading (dBuV/m)	Factor (dB)	Result (dBuV/m)	Limit (dBuV/m)	Margin (dB)	Detector	Height (cm)	Degree (deg.)	Remark
1	33.1015	49.11	-17.24	31.87	40.00	-8.13	QP			
2	63.8552	55.33	-22.67	32.66	40.00	-7.34	QP			
3	117.6814	61.33	-21.27	40.06	43.50	-3.44	QP			
4	316.9717	53.99	-15.88	38.11	46.00	-7.89	QP			
5	444.1299	54.48	-13.13	41.35	46.00	-4.65	QP			
6	586.2172	51.73	-10.23	41.50	46.00	-4.50	QP			

ACCURATE TECHNOLOGY CO., LTD.
F1,Bldg,A,Changyuan New Material Port Keyuan Rd,
Science & Industry Park,Nanshan Shenzhen,P.R.China
Site: 1# Chamber
Tel:+86-0755-26503290
Fax:+86-0755-26503396

Job No.: DING11 #13	Polarization: Horizontal
Standard: FCC Class B 3M Radiated	Power Source: AC 120V/60Hz
Test item: Radiation Test	Date: 2016/09/03
Temp.(C)/Hum.(%) 25 C / 55 %	Time: 16:29:29
EUT: Interactive Flat Panel	Engineer Signature: DING
Mode: AV IN	Distance: 3m
Model: LE-55PC88	
Manufacturer: PRIMA	

Note: Report NO:ATE20160582

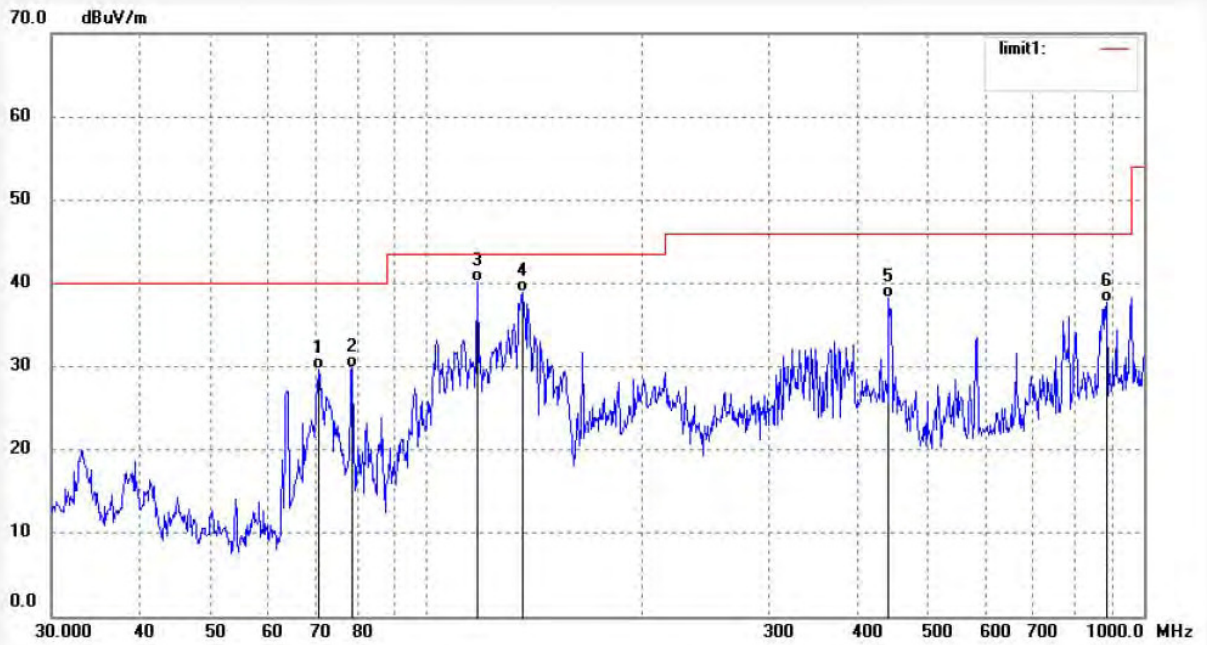

No.	Freq. (MHz)	Reading (dBuV/m)	Factor (dB)	Result (dBuV/m)	Limit (dBuV/m)	Margin (dB)	Detector	Height (cm)	Degree (deg.)	Remark
1	70.7047	52.60	-22.89	29.71	40.00	-10.29	QP			
2	78.8409	52.71	-22.94	29.77	40.00	-10.23	QP			
3	117.6814	61.44	-21.27	40.17	43.50	-3.33	QP			
4	135.9163	60.81	-21.95	38.86	43.50	-4.64	QP			
5	441.0199	51.40	-13.24	38.16	46.00	-7.84	QP			
6	887.3977	42.16	-4.39	37.77	46.00	-8.23	QP			

ACCURATE TECHNOLOGY CO., LTD.
F1,Bldg,A,Changyuan New Material Port Keyuan Rd,
Science & Industry Park,Nanshan Shenzhen,P.R.China
Site: 1# Chamber
Tel:+86-0755-26503290
Fax:+86-0755-26503396

Job No.: DING11 #14	Polarization: Vertical
Standard: FCC Class B 3M Radiated	Power Source: AC 120V/60Hz
Test item: Radiation Test	Date: 2016/09/03
Temp.(C)/Hum.(%) 25 C / 55 %	Time: 16:31:15
EUT: Interactive Flat Panel	Engineer Signature: DING
Mode: AV IN	Distance: 3m
Model: LE-55PC88	
Manufacturer: PRIMA	

Note: Report NO:ATE20160582

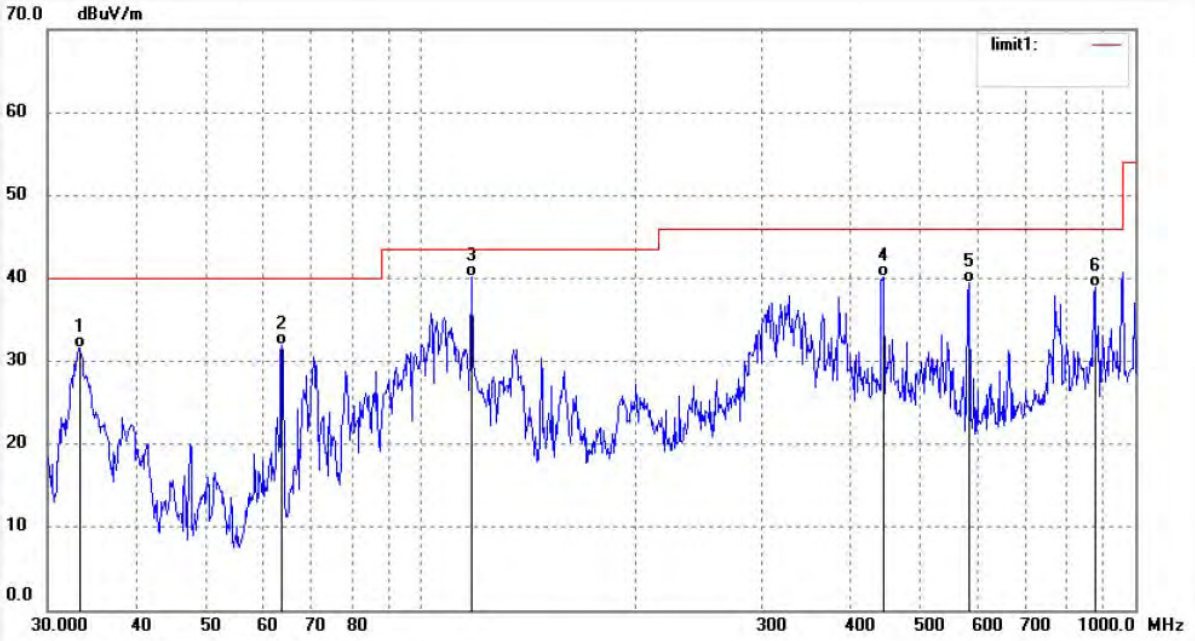

No.	Freq. (MHz)	Reading (dBuV/m)	Factor (dB)	Result (dBuV/m)	Limit (dBuV/m)	Margin (dB)	Detector	Height (cm)	Degree (deg.)	Remark
1	33.3349	48.93	-17.27	31.66	40.00	-8.34	QP			
2	63.8552	54.60	-22.67	31.93	40.00	-8.07	QP			
3	117.6815	61.47	-21.27	40.20	43.50	-3.30	QP			
4	444.1299	53.33	-13.13	40.20	46.00	-5.80	QP			
5	586.2172	49.68	-10.23	39.45	46.00	-6.55	QP			
6	878.0931	43.42	-4.54	38.88	46.00	-7.12	QP			

ACCURATE TECHNOLOGY CO., LTD.
F1,Bldg,A,Changyuan New Material Port Keyuan Rd,
Science & Industry Park,Nanshan Shenzhen,P.R.China
Site: 1# Chamber
Tel:+86-0755-26503290
Fax:+86-0755-26503396

Job No.: DING11 #15	Polarization: Vertical
Standard: FCC Class B 3M Radiated	Power Source: AC 120V/60Hz
Test item: Radiation Test	Date: 2016/09/03
Temp.(C)/Hum.(%) 25 C / 55 %	Time: 16:33:46
EUT: Interactive Flat Panel	Engineer Signature: DING
Mode: Memory Playing	Distance: 3m
Model: LE-55PC88	
Manufacturer: PRIMA	

Note: Report NO:ATE20160582

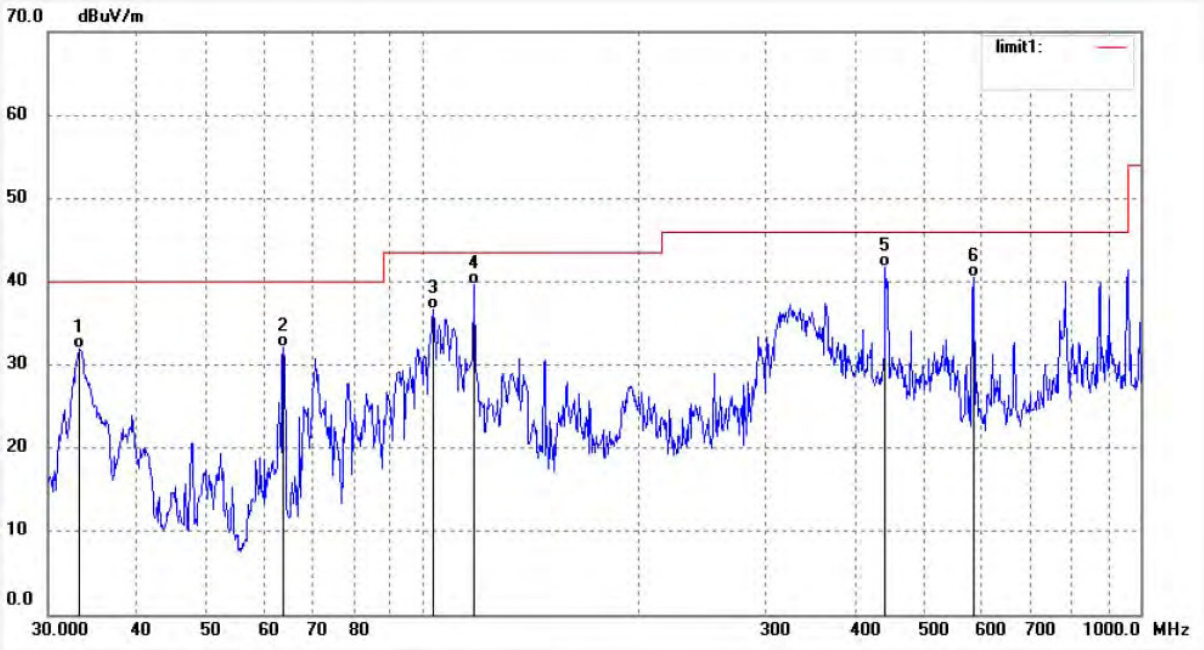

No.	Freq. (MHz)	Reading (dBuV/m)	Factor (dB)	Result (dBuV/m)	Limit (dBuV/m)	Margin (dB)	Detector	Height (cm)	Degree (deg.)	Remark
1	33.1015	49.22	-17.24	31.98	40.00	-8.02	QP			
2	63.8552	54.78	-22.67	32.11	40.00	-7.89	QP			
3	103.3353	58.41	-21.83	36.58	43.50	-6.92	QP			
4	117.6815	60.90	-21.27	39.63	43.50	-3.87	QP			
5	441.0199	54.92	-13.24	41.68	46.00	-4.32	QP			
6	586.2172	50.76	-10.23	40.53	46.00	-5.47	QP			