APPLICATION FOR VERIFICATION
On Behalf of
Xiamen Prima Technology Inc.

Interactive Flat Panel
Model No.: LE-65PC**(*can be A~Z, 0~9 instead)

FCC ID: 2ADID-LE-65PC88

Prepared for	:	Xiamen Prima Technology Inc.
Address	:	No. 178, Xinfeng Road Xiamen, Fujian, China
Prepared by	:	Accurate Technology Co., Ltd.
Address	:	F1, Bldg. A&D, Changyuan New Material Port, Keyuan Rd., Science & Industry Park, Nanshan District, Shenzhen 518057, P.R. China Tel: +86-755-26503290 Fax: +86-755-26503396

Report No.	:	ATE20160583
Date of Test	:	Apr 8-26, 2016
Date of Report	:	Apr 27, 2016

TABLE OF CONTENTS

Description Page

Test Report Declaration
1. TEST RESULTS SUMMARY 4
2. GENERAL INFORMATION 5
2.1. Product of Device (EUT) 5
2.2. Accessory and Auxiliary Equipment 5
2.3. Description of Test Facility 6
2.4. Measurement Uncertainty 6
3. MEASURING DEVICE AND TEST EQUIPMENT 7
3.1. The Equipments Used to Measure Conducted Disturbance 7
3.2. The Equipments Used to Measure Radiated Disturbance 8
4. POWER LINE CONDUCTED MEASUREMENT 9
4.1. Block Diagram of Test Setup 9
4.2. The Emission Limit 9
4.3. Configuration of EUT on Measurement 10
4.4. Operating Condition of EUT 10
4.5. Test Procedure 10
4.6. Power Line Conducted Emission Measurement Results 11
5. RADIATED EMISSION MEASUREMENT 41
5.1. Block Diagram of Test Setup 41
5.2. The Emission Limit For Section 15.109 (a) 42
5.3. EUT Configuration on Measurement 42
5.4. Operating Condition of EUT 42
5.5. Test Procedure 43
5.6. Radiated Emission Noise Measurement Result 43
5.7. Photo of Conducted Emission Measurement 65
5.8. Photos of Radiated Emission Measurement 65
5.9. Photo of EUT 67

Test Report Declaration

Applicant : Xiamen Prima Technology Inc.

Manufacturer : Xiamen Prima Technology Inc.

EUT Description : Interactive Flat Panel

(A) MODEL NO.: LE-65PC**(*can be A~Z, 0~9 instead)

(B) SERIAL NO.: N/A

(C) POWER SUPPLY: AC 100-240V~50/60Hz 2.8A

Measurement Procedure Used:

FCC Rules and Regulations Part 15 Subpart B
ANSI C63.4: 2014

The device described above is tested by Accurate Technology Co., Ltd. to determine the maximum emission levels emanating from the device. The maximum emission levels are compared to the FCC Part 15 Subpart B Class B limits both radiated and conducted emissions. The measurement results are contained in this test report and Accurate Technology Co., Ltd. is assumed full responsibility for the accuracy and completeness of these measurements. Also, this report shows that the Equipment Under Test (EUT) is to be technically compliant with the FCC requirements.

This report applies to above tested sample only. This report shall not be reproduced in part without written approval of Accurate Technology Co., Ltd.

Date of Test : Apr 8-26,2016

Date of Report : Apr 27, 2016

Prepared by : Mark Chen

(Mark Chen, Engineer)

Approved & Authorized Signer : Sean Liu

(Sean Liu, Manager)

1. TEST RESULTS SUMMARY

Test Items	Test Standard	Test Results
Power Line Conducted Emission	FCC Part 15.107	Pass
Radiated Emission	FCC Part 15.109	Pass

2. GENERAL INFORMATION

2.1.Product of Device (EUT)

EUT	:	Interactive Flat Panel
Model Number	:	LE-65PC**(65")(* can be A~Z, 0~9 instead)
Power Supply	:	AC 100-240V~50/60Hz 2.8A
Remark(s)	:	The EUT highest operating frequency provided by Manufacturer is 1.2GHz, the radiated emission measurement shall be made up to 6GHz
Trade Mark	:	PRIMA
Applicant	:	Xiamen Prima Technology Inc.
Address	:	No. 178, Xinfeng Road Xiamen, Fujian, China
Manufacturer	:	Xiamen Prima Technology Inc.
Address	:	Wanlida Industry Zone Building C, Nanjing Fujian, P.R. China.
Date of sample received	:	Apr 8, 2016
Date of Test	:	Apr 8-26, 2016

2.2.Accessory and Auxiliary Equipment

PC	:	Manufacturer: DELL M/N: DMC S/N: HZXLM1
media player	:	Manufacturer: TOSHIBA M/N: STOR.E TV+ S/N: 101200005
USB Memory Disk	:	Manufacturer: Smartocean M/N: 3611

2.3.Description of Test Facility

EMC Lab : Accredited by TUV Rheinland Shenzhen, May 10, 2004

Listed by FCC
The Registration Number is 253065
Listed by FCC
The Registration Number is 752051

Listed by Industry Canada
The Registration Number is 5077A-1
Listed by Industry Canada
The Registration Number is 5077A-2

Accredited by China National Accreditation Committee for Laboratories
The Certificate Registration Number is L3193

Name of Firm : Accurate Technology Co., Ltd.
Site Location : F1, Bldg. A&D, Changyuan New Material Port, Keyuan Rd., Science & Industry Park, Nanshan District, Shenzhen 518057, P.R. China

2.4.Measurement Uncertainty

Conducted emission expanded uncertainty	:	U=2.23dB, k=2
Power disturbance expanded uncertainty	:	U=2.92dB, k=2
Radiated emission expanded uncertainty (9kHz-30MHz)	:	U=3.08dB, k=2
Radiated emission expanded uncertainty (30MHz-1000MHz)	:	U=4.42dB, k=2
Radiated emission expanded uncertainty (Above 1GHz)	:	U=4.06dB, k=2

3. MEASURING DEVICE AND TEST EQUIPMENT

3.1. The Equipments Used to Measure Conducted Disturbance

Item	Equipment	Manufacturer	Model No.	Serial No.	Last Cal.	Cal. Interval
1.	Test Receiver	Rohde & Schwarz	ESCS30	100307	Jan.9, 2016	1 Year
2.	Test Receiver	Rohde & Schwarz	ESPI	100396/003	Jan.9, 2016	1 Year
3.	Test Receiver	Rohde & Schwarz	ESPI	101526/003	Jan.9, 2016	1 Year
4.	Test Receiver	Rohde & Schwarz	ESR	101817	Jan.9, 2016	1 Year
5.	L.I.S.N.	Schwarzbeck	NLSK8126	8126431	Jan.9, 2016	1 Year
6.	L.I.S.N.	Rohde & Schwarz	ESH3-Z5	100305	Jan.9, 2016	1 Year
7.	L.I.S.N.	Rohde & Schwarz	ESH3-Z5	100310	Jan.9, 2016	1 Year
8.	L.I.S.N.	Rohde & Schwarz	ESH3-Z6	100132	Jan.9, 2016	1 Year
9.	L.I.S.N.	Rohde & Schwarz	ESH3-Z6	100979	Jan.9, 2016	1 Year
10.	Pulse Limiter	Rohde & Schwarz	ESH3-Z2	100305	Jan.9, 2016	1 Year
11.	Pulse Limiter	Rohde & Schwarz	ESH3-Z2	100312	Jan.9, 2016	1 Year
12.	Pulse Limiter	Rohde & Schwarz	ESH3-Z2	100815	Jan.9, 2016	1 Year
13.	50Ω Coaxial Switch	Anritsu Corp	MP59B	6200283936	Jan.9, 2016	1 Year
14.	50Ω Coaxial Switch	Anritsu Corp	MP59B	6200283933	Jan.9, 2016	1 Year
15.	50Ω Coaxial Switch	Anritsu Corp	MP59B	6200506474	Jan.9, 2016	1 Year
16.	VOLTAGE PROBE	Schwarzbeck	TK9416	N/A	Jan.9, 2016	1 Year
17.	RF CURRENT PROBE	Rohde & Schwarz	EZ-17	100048	Jan.9, 2016	1 Year
18.	8-Wire Impedance Stabilisation Network	Schwarzbeck	CAT5 8158	8158-0035	Jan.9, 2016	1 Year
19.	RF Coaxial Cable	SUHNER	N-2m	No.2	Jan.9, 2016	1 Year
20.	RF Coaxial Cable	SUHNER	N-2m	No.3	Jan.9, 2016	1 Year
21.	RF Coaxial Cable	SUHNER	N-2m	No.14	Jan.9, 2016	1 Year

3.2. The Equipments Used to Measure Radiated Disturbance

Item	Equipment	Manufacturer	Model No.	Serial No.	Last Cal.	Cal. Interval
1.	Spectrum Analyzer	Agilent	E7405A	MY45115511	Jan.9, 2016	1 Year
2.	Spectrum Analyzer	Rohde&Schwarz	FSV40	101495	Jan.9, 2016	1 Year
3.	Test Receiver	Rohde&Schwarz	ESCS30	100307	Jan.9, 2016	1 Year
4.	Test Receiver	Rohde& Schwarz	ESPI	100396/003	Jan.9, 2016	1 Year
5.	Test Receiver	Rohde& Schwarz	ESPI	101526/003	Jan.9, 2016	1 Year
6.	Test Receiver	Rohde& Schwarz	ESR	101817	Jan.9, 2016	1 Year
7.	Bilog Antenna	Schwarzbeck	VULB9163	9163-194	Jan.14, 2016	1 Year
8.	Bilog Antenna	Schwarzbeck	VULB9163	9163-323	Jan.14, 2016	1 Year
9.	Log.-Per.Antenna	Schwarzbeck	VUSLP 9111B	9111B-074	Jan.14, 2016	1 Year
10.	Biconical Broad Band Antenna	Schwarzbeck	VHBB 9124+BBA 9106	9124-617	Jan.14, 2016	1 Year
11.	Loop Antenna	Schwarzbeck	FMZB1516	1516131	Jan.14, 2016	1 Year
12.	Horn Antenna	Schwarzbeck	BBHA9120D	9120D-655	Jan.14, 2016	1 Year
13.	Horn Antenna	Schwarzbeck	BBHA9120D	9120D-1067	Jan.14, 2016	1 Year
14.	Vertical Active Monopole Antenna	Schwarzbeck	VAMP 9243	9243-370	Jan.14, 2016	1 Year
15.	RF Switching Unit+PreAMP	Compliance Direction	RSU-M2	38322	Jan.9, 2016	1 Year
16.	Pre-Amplifier	Agilent	8447D	294A10619	Jan.9, 2016	1 Year
17.	Pre-Amplifier	Rohde&Schwarz	CBLU11835 40-01	3791	Jan.9, 2016	1 Year
18.	50 Coaxial Switch	Anritsu Corp	MP59B	6200237248	Jan.9, 2016	1 Year
19.	50 Coaxial Switch	Anritsu Corp	MP59B	6200506474	Jan.9, 2016	1 Year
20.	RF Coaxial Cable	Schwarzbeck	N-5m	No.1	Jan.9, 2016	1 Year
21.	RF Coaxial Cable	Schwarzbeck	N-1m	No.6	Jan.9, 2016	1 Year
22.	RF Coaxial Cable	Schwarzbeck	N-1m	No.7	Jan.9, 2016	1 Year
23.	RF Coaxial Cable	SUHNER	N-3m	No.8	Jan.9, 2016	1 Year
24.	RF Coaxial Cable	RESENBERGER	N-3.5m	No.9	Jan.9, 2016	1 Year
25.	RF Coaxial Cable	SUHNER	N-6m	No.10	Jan.9, 2016	1 Year
26.	RF Coaxial Cable	RESENBERGER	N-12m	No.11	Jan.9, 2016	1 Year
27.	RF Coaxial Cable	RESENBERGER	N-0.5m	No.12	Jan.9, 2016	1 Year
28.	RF Coaxial Cable	SUHNER	N-2m	No.13	Jan.9, 2016	1 Year
29.	RF Coaxial Cable	SUHNER	N-0.5m	No.15	Jan.9, 2016	1 Year
30.	RF Coaxial Cable	SUHNER	N-2m	No.16	Jan.9, 2016	1 Year
31.	RF Coaxial Cable	RESENBERGER	N-6m	No.17	Jan.9, 2016	1 Year

4. POWER LINE CONDUCTED MEASUREMENT

4.1.Block Diagram of Test Setup

4.1.1.Block diagram of connection between the EUT and simulators

4.1.1.1.For USB / VGA/AV /HDMI/DP

AC 120V/60Hz/240V/60Hz



(EUT: Interactive Flat Panel)

4.1.2.Shielding Room Test Setup Diagram

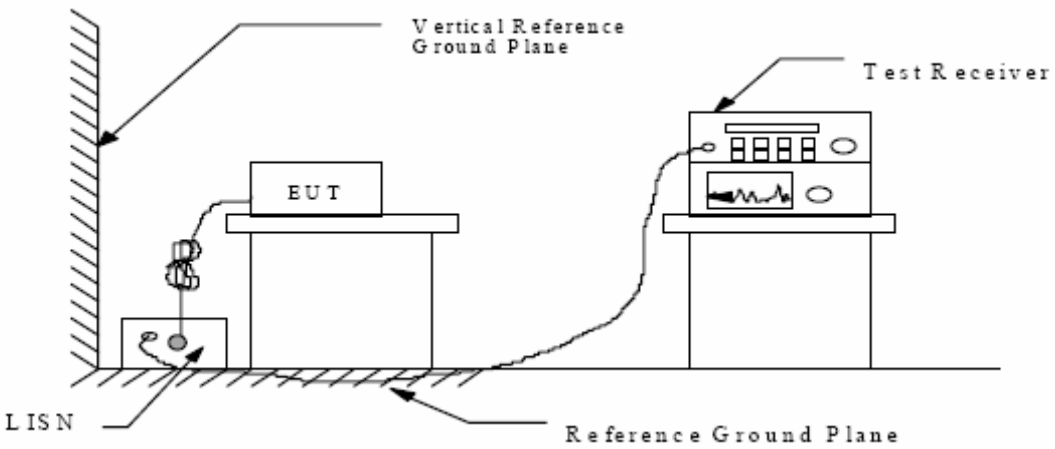

(EUT: Interactive Flat Panel)

4.2.The Emission Limit

4.2.1.Conducted Emission Measurement Limits According to Section 15.107(a)

Frequency (MHz)	Limit dB(μV)	
	Quasi-peak Level	Average Level
0.15 - 0.50	66.0 – 56.0 *	56.0 – 46.0 *
0.50 - 5.00	56.0	46.0
5.00 - 30.00	60.0	50.0

* Decreases with the logarithm of the frequency.

4.3. Configuration of EUT on Measurement

The following equipments are installed on Power Line Conducted Emission Measurement to meet the commission requirement and operating regulations in a manner, which tends to maximize its emission characteristics in a normal application.

4.3.1. Interactive Flat Panel (EUT)

Model Number: LE-65PC88
Serial Number: N/A
Manufacturer: Xiamen Prima Technology Inc

4.4. Operating Condition of EUT

4.4.1. Setup the EUT and simulator as shown as Section 3.2.

4.4.2. Turn on the power of all equipment.

4.4.3. Let the EUT work in test mode and measure it.

4.5. Test Procedure

The EUT is put on the plane 0.8m high above the ground by insulating support and is connected to the power mains through a line impedance stabilization network (L.I.S.N.). This provides a 50ohm coupling impedance for the EUT system. Please refer the block diagram of the test setup and photographs. Both sides of AC lines are checked to find out the maximum conducted emission. In order to find the maximum emission levels, the relative positions of equipment and all of the interface cables shall be changed according to ANSI C63.4: 2014 on Conducted Emission Measurement.

The bandwidth of test receiver (R & S ESCS30) is set at 9kHz.

The frequency range from 150kHz to 30MHz is checked.

4.6. Power Line Conducted Emission Measurement Results

PASS.

Test Mode: USB (120V/60HZ)

MEASUREMENT RESULT: "PR-0416-020_fin"

2016-4-16 13:50

Frequency MHz	Level dBuv	Transd dB	Limit dBuv	Margin dB	Detector	Line	PE
0.426000	37.80	11.3	57	19.5	QP	L1	GND
1.176000	38.70	11.6	56	17.3	QP	L1	GND
23.775500	38.50	12.0	60	21.5	QP	L1	GND

MEASUREMENT RESULT: "PR-0416-020_fin2"

2016-4-16 13:50

Frequency MHz	Level dBuv	Transd dB	Limit dBuv	Margin dB	Detector	Line	PE
0.186000	44.20	10.6	54	10.0	AV	L1	GND
1.048000	32.80	11.6	46	13.2	AV	L1	GND
23.870000	27.10	12.0	50	22.9	AV	L1	GND

MEASUREMENT RESULT: "PR-0416-019_fin"

2016-4-16 13:48

Frequency MHz	Level dBuv	Transd dB	Limit dBuv	Margin dB	Detector	Line	PE
0.430000	38.60	11.4	57	18.7	QP	N	GND
1.780000	36.90	11.7	56	19.1	QP	N	GND
16.764500	39.50	11.9	60	20.5	QP	N	GND

MEASUREMENT RESULT: "PR-0416-019_fin2"

2016-4-16 13:48

Frequency MHz	Level dBuv	Transd dB	Limit dBuv	Margin dB	Detector	Line	PE
0.430000	34.20	11.4	47	13.1	AV	N	GND
1.114000	30.10	11.6	46	15.9	AV	N	GND
16.692500	32.90	11.9	50	17.1	AV	N	GND

Test Mode: VGA(120V/60HZ)

MEASUREMENT RESULT: "PR-0416-017_fin"

2016-4-16 13:44

Frequency MHz	Level dBuv	Transd dB	Limit dBuv	Margin dB	Detector	Line	PE
0.428000	38.20	11.3	57	19.1	QP	L1	GND
1.180000	38.80	11.6	56	17.2	QP	L1	GND
22.925000	38.40	12.0	60	21.6	QP	L1	GND

MEASUREMENT RESULT: "PR-0416-017_fin2"

2016-4-16 13:44

Frequency MHz	Level dBuv	Transd dB	Limit dBuv	Margin dB	Detector	Line	PE
0.186000	43.50	10.6	54	10.7	AV	L1	GND
1.048000	32.90	11.6	46	13.1	AV	L1	GND
23.541500	26.90	12.0	50	23.1	AV	L1	GND

MEASUREMENT RESULT: "PR-0416-018_fin"

2016-4-16 13:46

Frequency MHz	Level dBuv	Transd dB	Limit dBuv	Margin dB	Detector	Line	PE
0.428000	38.70	11.3	57	18.6	QP	N	GND
1.666000	35.90	11.6	56	20.1	QP	N	GND
16.206500	39.00	11.9	60	21.0	QP	N	GND

MEASUREMENT RESULT: "PR-0416-018_fin2"

2016-4-16 13:46

Frequency MHz	Level dBuv	Transd dB	Limit dBuv	Margin dB	Detector	Line	PE
0.430000	34.30	11.4	47	13.0	AV	N	GND
1.782000	30.10	11.7	46	15.9	AV	N	GND
16.481000	32.50	11.9	50	17.5	AV	N	GND

Test Mode: AV (120V/60HZ)

MEASUREMENT RESULT: "PR-0416-013_fin"

2016-4-16 13:35

Frequency MHz	Level dBuv	Transd dB	Limit dBuv	Margin dB	Detector	Line	PE
0.426000	38.10	11.3	57	19.2	QP	L1	GND
1.182000	38.70	11.6	56	17.3	QP	L1	GND
23.645000	38.70	12.0	60	21.3	QP	L1	GND

MEASUREMENT RESULT: "PR-0416-013_fin2"

2016-4-16 13:35

Frequency MHz	Level dBuv	Transd dB	Limit dBuv	Margin dB	Detector	Line	PE
0.186000	42.30	10.6	54	11.9	AV	L1	GND
1.182000	32.40	11.6	46	13.6	AV	L1	GND
22.254500	27.30	12.0	50	22.7	AV	L1	GND

MEASUREMENT RESULT: "PR-0416-013_fin"

2016-4-16 13:35

Frequency MHz	Level dBuv	Transd dB	Limit dBuv	Margin dB	Detector	Line	PE
0.426000	38.10	11.3	57	19.2	QP	L1	GND
1.182000	38.70	11.6	56	17.3	QP	L1	GND
23.645000	38.70	12.0	60	21.3	QP	L1	GND

MEASUREMENT RESULT: "PR-0416-013_fin2"

2016-4-16 13:35

Frequency MHz	Level dBuv	Transd dB	Limit dBuv	Margin dB	Detector	Line	PE
0.186000	42.30	10.6	54	11.9	AV	L1	GND
1.182000	32.40	11.6	46	13.6	AV	L1	GND
22.254500	27.30	12.0	50	22.7	AV	L1	GND

Test Mode: HDMI(120V/60HZ)

MEASUREMENT RESULT: "PR-0416-016_fin"

2016-4-16 13:42

Frequency MHz	Level dBuv	Transd dB	Limit dBuv	Margin dB	Detector	Line	PE
0.186000	44.60	10.6	64	19.6	QP	L1	GND
1.182000	39.00	11.6	56	17.0	QP	L1	GND
23.681000	39.30	12.0	60	20.7	QP	L1	GND

MEASUREMENT RESULT: "PR-0416-016_fin2"

2016-4-16 13:42

Frequency MHz	Level dBuv	Transd dB	Limit dBuv	Margin dB	Detector	Line	PE
0.186000	43.20	10.6	54	11.0	AV	L1	GND
1.182000	32.80	11.6	46	13.2	AV	L1	GND
22.083500	27.60	12.0	50	22.4	AV	L1	GND

MEASUREMENT RESULT: "PR-0416-015_fin"

2016-4-16 13:39

Frequency MHz	Level dBuv	Transd dB	Limit dBuv	Margin dB	Detector	Line	PE
0.428000	39.10	11.3	57	18.2	QP	N	GND
1.780000	36.00	11.7	56	20.0	QP	N	GND
16.143500	38.70	11.9	60	21.3	QP	N	GND

MEASUREMENT RESULT: "PR-0416-015_fin2"

2016-4-16 13:39

Frequency MHz	Level dBuv	Transd dB	Limit dBuv	Margin dB	Detector	Line	PE
0.428000	34.90	11.3	47	12.4	AV	N	GND
1.780000	28.80	11.7	46	17.2	AV	N	GND
17.192000	32.40	11.9	50	17.6	AV	N	GND

Test Mode: DP(120V/60HZ)

MEASUREMENT RESULT: "PR-0416-012_fin"

2016-4-16 13:33

Frequency MHz	Level dBuv	Transd dB	Limit dBuv	Margin dB	Detector	Line	PE
0.428000	38.50	11.3	57	18.8	QP	L1	GND
1.182000	38.60	11.6	56	17.4	QP	L1	GND
23.420000	38.40	12.0	60	21.6	QP	L1	GND

MEASUREMENT RESULT: "PR-0416-012_fin2"

2016-4-16 13:33

Frequency MHz	Level dBuv	Transd dB	Limit dBuv	Margin dB	Detector	Line	PE
0.186000	42.00	10.6	54	12.2	AV	L1	GND
1.184000	32.00	11.6	46	14.0	AV	L1	GND
22.929500	27.00	12.0	50	23.0	AV	L1	GND

MEASUREMENT RESULT: "PR-0416-011_fin"

2016-4-16 13:31

Frequency MHz	Level dBuv	Transd dB	Limit dBuv	Margin dB	Detector	Line	PE
0.428000	39.30	11.3	57	18.0	QP	N	GND
1.810000	34.80	11.7	56	21.2	QP	N	GND
16.508000	38.80	11.9	60	21.2	QP	N	GND

MEASUREMENT RESULT: "PR-0416-011_fin2"

2016-4-16 13:31

Frequency MHz	Level dBuv	Transd dB	Limit dBuv	Margin dB	Detector	Line	PE
0.428000	35.30	11.3	47	12.0	AV	N	GND
1.116000	29.60	11.6	46	16.4	AV	N	GND
16.526000	32.00	11.9	50	18.0	AV	N	GND

Test Mode: USB (240V/60HZ)

MEASUREMENT RESULT: "PR-0416-001_fin"

2016-4-16 10:24

Frequency MHz	Level dBuv	Transd dB	Limit dBuv	Margin dB	Detector	Line	PE
0.184000	50.50	10.5	64	13.8	QP	L1	GND
1.062000	38.60	11.6	56	17.4	QP	L1	GND
17.642000	38.40	11.9	60	21.6	QP	L1	GND

MEASUREMENT RESULT: "PR-0416-001_fin2"

2016-4-16 10:24

Frequency MHz	Level dBuv	Transd dB	Limit dBuv	Margin dB	Detector	Line	PE
0.184000	45.50	10.5	54	8.8	AV	L1	GND
1.044000	32.40	11.6	46	13.6	AV	L1	GND
17.642000	30.70	11.9	50	19.3	AV	L1	GND

MEASUREMENT RESULT: "PR-0416-002_fin"

2016-4-16 11:29

Frequency MHz	Level dBuv	Transd dB	Limit dBuv	Margin dB	Detector	Line	PE
0.180000	50.10	10.5	65	14.4	QP	N	GND
1.642000	30.10	11.6	56	25.9	QP	N	GND
16.332500	43.10	11.9	60	16.9	QP	N	GND

MEASUREMENT RESULT: "PR-0416-002_fin2"

2016-4-16 11:29

Frequency MHz	Level dBuv	Transd dB	Limit dBuv	Margin dB	Detector	Line	PE
0.154000	38.10	10.4	56	17.7	AV	N	GND
1.642000	24.90	11.6	46	21.1	AV	N	GND
17.219000	34.50	11.9	50	15.5	AV	N	GND

Test Mode: VGA(240V/60HZ)

MEASUREMENT RESULT: "PR-0416-004_fin"

2016-4-16 11:33

Frequency MHz	Level dBuv	Transd dB	Limit dBuv	Margin dB	Detector	Line	PE
0.190000	47.90	10.6	64	16.1	QP	L1	GND
1.178000	38.20	11.6	56	17.8	QP	L1	GND
16.404500	37.80	11.9	60	22.2	QP	L1	GND

MEASUREMENT RESULT: "PR-0416-004_fin2"

2016-4-16 11:33

Frequency MHz	Level dBuv	Transd dB	Limit dBuv	Margin dB	Detector	Line	PE
0.428000	35.70	11.3	47	11.6	AV	L1	GND
1.066000	31.60	11.6	46	14.4	AV	L1	GND
16.926500	31.60	11.9	50	18.4	AV	L1	GND

MEASUREMENT RESULT: "PR-0416-003_fin"

2016-4-16 11:31

Frequency MHz	Level dBuv	Transd dB	Limit dBuv	Margin dB	Detector	Line	PE
0.174000	51.20	10.5	65	13.6	QP	N	GND
1.782000	35.40	11.7	56	20.6	QP	N	GND
16.328000	44.10	11.9	60	15.9	QP	N	GND

MEASUREMENT RESULT: "PR-0416-003_fin2"

2016-4-16 11:31

Frequency MHz	Level dBuv	Transd dB	Limit dBuv	Margin dB	Detector	Line	PE
0.428000	35.60	11.3	47	11.7	AV	N	GND
1.046000	29.40	11.6	46	16.6	AV	N	GND
16.701500	36.00	11.9	50	14.0	AV	N	GND

Test Mode: AV(240V/60HZ)

MEASUREMENT RESULT: "PR-0416-008_fin"

2016-4-16 11:45

Frequency MHz	Level dBuv	Transd dB	Limit dBuv	Margin dB	Detector	Line	PE
0.186000	48.50	10.6	64	15.7	QP	L1	GND
1.180000	38.60	11.6	56	17.4	QP	L1	GND
17.736500	38.50	11.9	60	21.5	QP	L1	GND

MEASUREMENT RESULT: "PR-0416-008_fin2"

2016-4-16 11:45

Frequency MHz	Level dBuv	Transd dB	Limit dBuv	Margin dB	Detector	Line	PE
0.426000	35.80	11.3	47	11.5	AV	L1	GND
1.044000	32.10	11.6	46	13.9	AV	L1	GND
17.286500	31.60	11.9	50	18.4	AV	L1	GND

MEASUREMENT RESULT: "PR-0416-007_fin"

2016-4-16 11:43

Frequency MHz	Level dBuv	Transd dB	Limit dBuv	Margin dB	Detector	Line	PE
0.174000	51.40	10.5	65	13.4	QP	N	GND
1.776000	36.40	11.7	56	19.6	QP	N	GND
16.499000	44.00	11.9	60	16.0	QP	N	GND

MEASUREMENT RESULT: "PR-0416-007_fin2"

2016-4-16 11:43

Frequency MHz	Level dBuv	Transd dB	Limit dBuv	Margin dB	Detector	Line	PE
0.428000	35.90	11.3	47	11.4	AV	N	GND
1.112000	30.00	11.6	46	16.0	AV	N	GND
17.066000	36.20	11.9	50	13.8	AV	N	GND

Test Mode: HDMI(240V/60HZ)

MEASUREMENT RESULT: "PR-0416-005_fin"

2016-4-16 11:36

Frequency MHz	Level dBuv	Transd dB	Limit dBuv	Margin dB	Detector	Line	PE
0.184000	48.80	10.5	64	15.5	QP	L1	GND
1.180000	38.30	11.6	56	17.7	QP	L1	GND
17.079500	39.40	11.9	60	20.6	QP	L1	GND

MEASUREMENT RESULT: "PR-0416-005_fin2"

2016-4-16 11:36

Frequency MHz	Level dBuv	Transd dB	Limit dBuv	Margin dB	Detector	Line	PE
0.426000	35.80	11.3	47	11.5	AV	L1	GND
1.044000	31.80	11.6	46	14.2	AV	L1	GND
17.003000	31.60	11.9	50	18.4	AV	L1	GND

MEASUREMENT RESULT: "PR-0416-006_fin"

2016-4-16 11:38

Frequency MHz	Level dBuv	Transd dB	Limit dBuv	Margin dB	Detector	Line	PE
0.176000	51.20	10.5	65	13.5	QP	N	GND
1.688000	35.20	11.6	56	20.8	QP	N	GND
17.043500	45.20	11.9	60	14.8	QP	N	GND

MEASUREMENT RESULT: "PR-0416-006_fin2"

2016-4-16 11:38

Frequency MHz	Level dBuv	Transd dB	Limit dBuv	Margin dB	Detector	Line	PE
0.428000	36.20	11.3	47	11.1	AV	N	GND
1.650000	29.50	11.6	46	16.5	AV	N	GND
17.075000	35.70	11.9	50	14.3	AV	N	GND

Test Mode: DP(240V/60HZ)

MEASUREMENT RESULT: "PR-0416-009_fin"

2016-4-16 11:47

Frequency MHz	Level dBuv	Transd dB	Limit dBuv	Margin dB	Detector	Line	PE
0.186000	48.00	10.6	64	16.2	QP	L1	GND
1.180000	38.80	11.6	56	17.2	QP	L1	GND
17.304500	39.20	11.9	60	20.8	QP	L1	GND

MEASUREMENT RESULT: "PR-0416-009_fin2"

2016-4-16 11:47

Frequency MHz	Level dBuv	Transd dB	Limit dBuv	Margin dB	Detector	Line	PE
0.186000	42.70	10.6	54	11.5	AV	L1	GND
1.044000	32.40	11.6	46	13.6	AV	L1	GND
17.088500	31.70	11.9	50	18.3	AV	L1	GND

MEASUREMENT RESULT: "PR-0416-010_fin"

2016-4-16 11:49

Frequency MHz	Level dBuv	Transd dB	Limit dBuv	Margin dB	Detector	Line	PE
0.172000	51.30	10.5	65	13.6	QP	N	GND
1.778000	36.50	11.7	56	19.5	QP	N	GND
17.471000	44.90	11.9	60	15.1	QP	N	GND

MEASUREMENT RESULT: "PR-0416-010_fin2"

2016-4-16 11:49

Frequency MHz	Level dBuv	Transd dB	Limit dBuv	Margin dB	Detector	Line	PE
0.426000	36.00	11.3	47	11.3	AV	N	GND
1.066000	30.30	11.6	46	15.7	AV	N	GND
17.322500	36.60	11.9	50	13.4	AV	N	GND

Emissions attenuated more than 20 dB below the permissible value are not reported.
The spectral diagrams are shown in the following pages.

ACCURATE TECHNOLOGY CO.,LTD

CONDUCTED EMISSION STANDARD FCC PART 15B

```
EUT:                    Interactive Flat Panel  M/N:LE-65PC88
Manufacturer:           PRIMA
Operating Condition:    USB
Test Site:              2#Shielding Room
Operator:               DING
Test Specification:     L  120V/60Hz
Comment:                Report No.:ATE20160583
Start of Test:          2016-4-16 / 13:49:27
```

SCAN TABLE: "V 150K-30MHz fin"

```
  Short Description:              SUB STD VTERM2 1.70
  Start      Stop       Step       Detector  Meas.     IF       Transducer
  Frequency  Frequency  Width                Time      Bandw.
  150.0 kHz  30.0 MHz   4.5 kHz    QuasiPeak 1.0 s     9 kHz    LISN(ESH3-Z5)
                                   Average
```

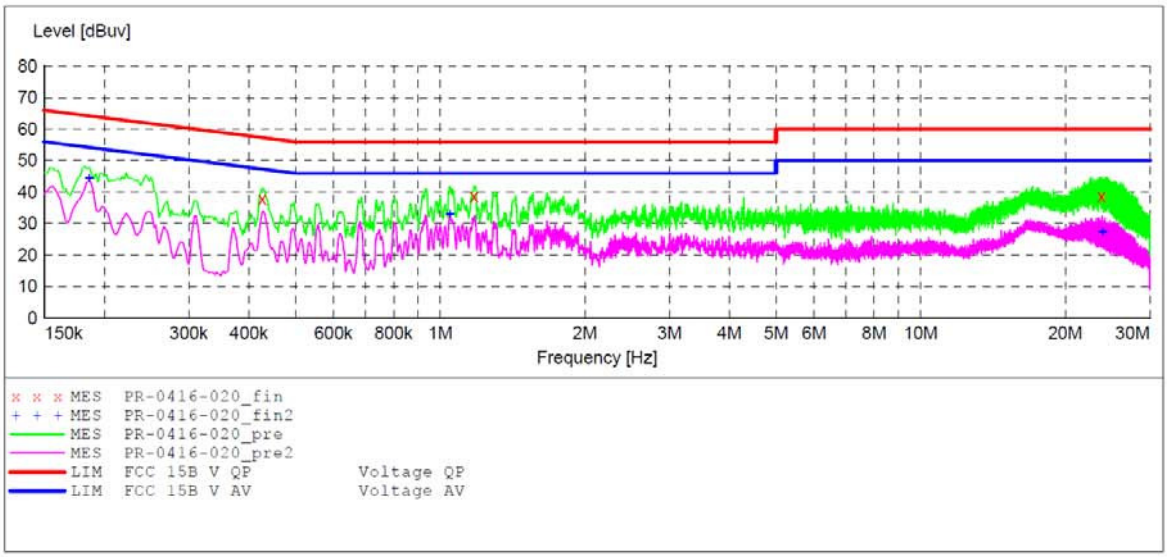

MEASUREMENT RESULT: "PR-0416-020_fin"

2016-4-16 13:50

Frequency MHz	Level dBuv	Transd dB	Limit dBuv	Margin dB	Detector	Line	PE
0.426000	37.80	11.3	57	19.5	QP	L1	GND
1.176000	38.70	11.6	56	17.3	QP	L1	GND
23.775500	38.50	12.0	60	21.5	QP	L1	GND

MEASUREMENT RESULT: "PR-0416-020_fin2"

2016-4-16 13:50

Frequency MHz	Level dBuv	Transd dB	Limit dBuv	Margin dB	Detector	Line	PE
0.186000	44.20	10.6	54	10.0	AV	L1	GND
1.048000	32.80	11.6	46	13.2	AV	L1	GND
23.870000	27.10	12.0	50	22.9	AV	L1	GND

ACCURATE TECHNOLOGY CO.,LTD

CONDUCTED EMISSION STANDARD FCC PART 15B

```
EUT:                    Interactive Flat Panel  M/N:LE-65PC88
Manufacturer:           PRIMA
Operating Condition:    USB
Test Site:              2#Shielding Room
Operator:               DING
Test Specification:     N  120V/60Hz
Comment:                Report No.:ATE20160583
Start of Test:          2016-4-16 / 13:47:23
```

SCAN TABLE: "V 150K-30MHz fin"

```
  Short Description:              _SUB_STD_VTERM2 1.70
  Start      Stop       Step       Detector  Meas.     IF       Transducer
  Frequency  Frequency  Width                Time      Bandw.
  150.0 kHz  30.0 MHz   4.5 kHz    QuasiPeak 1.0 s     9 kHz    LISN(ESH3-Z5)
                                   Average
```

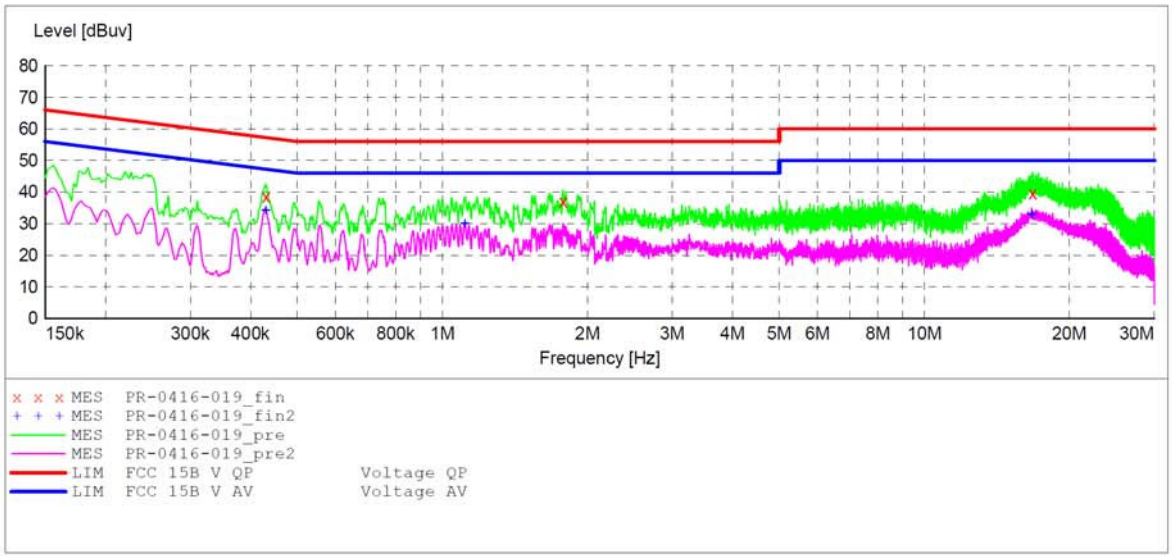

MEASUREMENT RESULT: "PR-0416-019_fin"

2016-4-16 13:48

Frequency MHz	Level dBuv	Transd dB	Limit dBuv	Margin dB	Detector	Line	PE
0.430000	38.60	11.4	57	18.7	QP	N	GND
1.780000	36.90	11.7	56	19.1	QP	N	GND
16.764500	39.50	11.9	60	20.5	QP	N	GND

MEASUREMENT RESULT: "PR-0416-019_fin2"

2016-4-16 13:48

Frequency MHz	Level dBuv	Transd dB	Limit dBuv	Margin dB	Detector	Line	PE
0.430000	34.20	11.4	47	13.1	AV	N	GND
1.114000	30.10	11.6	46	15.9	AV	N	GND
16.692500	32.90	11.9	50	17.1	AV	N	GND

ACCURATE TECHNOLOGY CO.,LTD

CONDUCTED EMISSION STANDARD FCC PART 15B

```
EUT:                    Interactive Flat Panel  M/N:LE-65PC88
Manufacturer:           PRIMA
Operating Condition:    VGA
Test Site:              2#Shielding Room
Operator:               DING
Test Specification:     L  120V/60Hz
Comment:                Report No.:ATE20160583
Start of Test:          2016-4-16 / 13:43:27
```

SCAN TABLE: "V 150K-30MHz fin"

Short Description: _SUB_STD_VTERM2 1.70

Start Frequency	Stop Frequency	Step Width	Detector	Meas. Time	IF Bandw.	Transducer
150.0 kHz	30.0 MHz	4.5 kHz	QuasiPeak Average	1.0 s	9 kHz	LISN(ESH3-Z5)

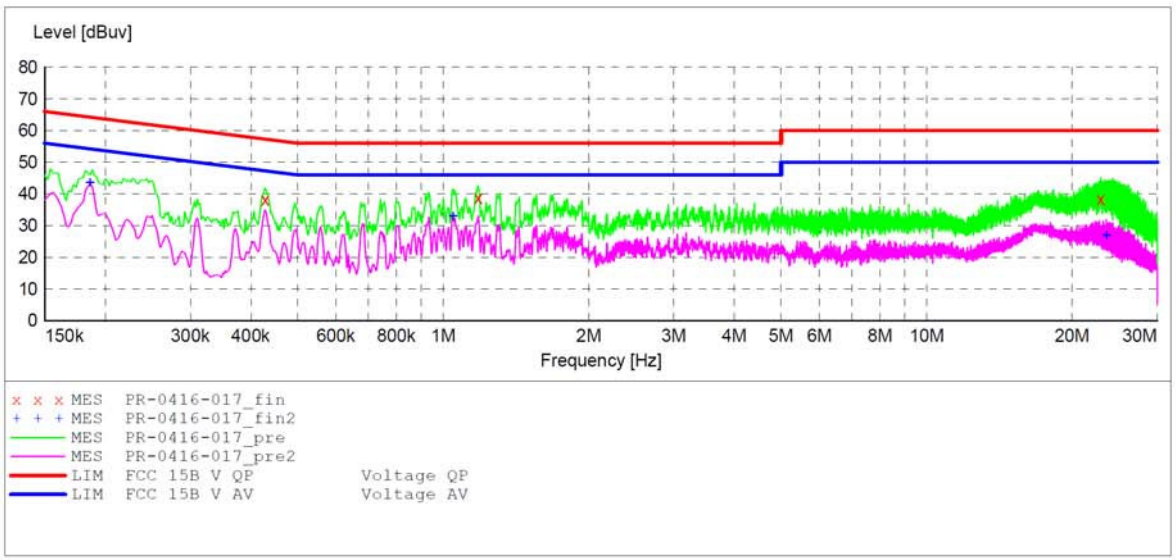

MEASUREMENT RESULT: "PR-0416-017_fin"

2016-4-16 13:44

Frequency MHz	Level dBuv	Transd dB	Limit dBuv	Margin dB	Detector	Line	PE
0.428000	38.20	11.3	57	19.1	QP	L1	GND
1.180000	38.80	11.6	56	17.2	QP	L1	GND
22.925000	38.40	12.0	60	21.6	QP	L1	GND

MEASUREMENT RESULT: "PR-0416-017_fin2"

2016-4-16 13:44

Frequency MHz	Level dBuv	Transd dB	Limit dBuv	Margin dB	Detector	Line	PE
0.186000	43.50	10.6	54	10.7	AV	L1	GND
1.048000	32.90	11.6	46	13.1	AV	L1	GND
23.541500	26.90	12.0	50	23.1	AV	L1	GND

ACCURATE TECHNOLOGY CO.,LTD

CONDUCTED EMISSION STANDARD FCC PART 15B

```
EUT:                    Interactive Flat Panel  M/N:LE-65PC88
Manufacturer:           PRIMA
Operating Condition:    VGA
Test Site:              2#Shielding Room
Operator:               DING
Test Specification:     N  120V/60Hz
Comment:                Report No.:ATE20160583
Start of Test:          2016-4-16 / 13:45:25
```

SCAN TABLE: "V 150K-30MHz fin"

Short Description: SUB STD VTERM2 1.70

Start Frequency	Stop Frequency	Step Width	Detector	Meas. Time	IF Bandw.	Transducer
150.0 kHz	30.0 MHz	4.5 kHz	QuasiPeak Average	1.0 s	9 kHz	LISN(ESH3-Z5)

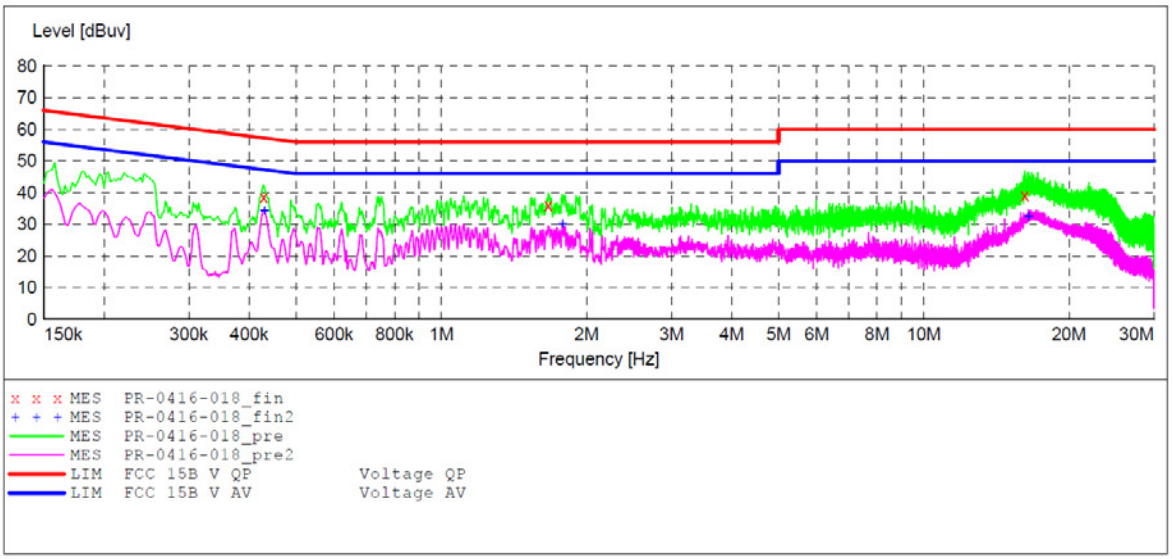

MEASUREMENT RESULT: "PR-0416-018_fin"

2016-4-16 13:46

Frequency MHz	Level dBuv	Transd dB	Limit dBuv	Margin dB	Detector	Line	PE
0.428000	38.70	11.3	57	18.6	QP	N	GND
1.666000	35.90	11.6	56	20.1	QP	N	GND
16.206500	39.00	11.9	60	21.0	QP	N	GND

MEASUREMENT RESULT: "PR-0416-018_fin2"

2016-4-16 13:46

Frequency MHz	Level dBuv	Transd dB	Limit dBuv	Margin dB	Detector	Line	PE
0.430000	34.30	11.4	47	13.0	AV	N	GND
1.782000	30.10	11.7	46	15.9	AV	N	GND
16.481000	32.50	11.9	50	17.5	AV	N	GND

ACCURATE TECHNOLOGY CO.,LTD

CONDUCTED EMISSION STANDARD FCC PART 15B

```
EUT:                    Interactive Flat Panel  M/N:LE-65PC88
Manufacturer:           PRIMA
Operating Condition:    AV
Test Site:              2#Shielding Room
Operator:               DING
Test Specification:     L  120V/60Hz
Comment:                Report No.:ATE20160583
Start of Test:          2016-4-16 / 13:34:04
```

SCAN TABLE: "V 150K-30MHz fin"

Short Description: _SUB_STD_VTERM2 1.70

Start Frequency	Stop Frequency	Step Width	Detector	Meas. Time	IF Bandw.	Transducer
150.0 kHz	30.0 MHz	4.5 kHz	QuasiPeak Average	1.0 s	9 kHz	LISN(ESH3-Z5)

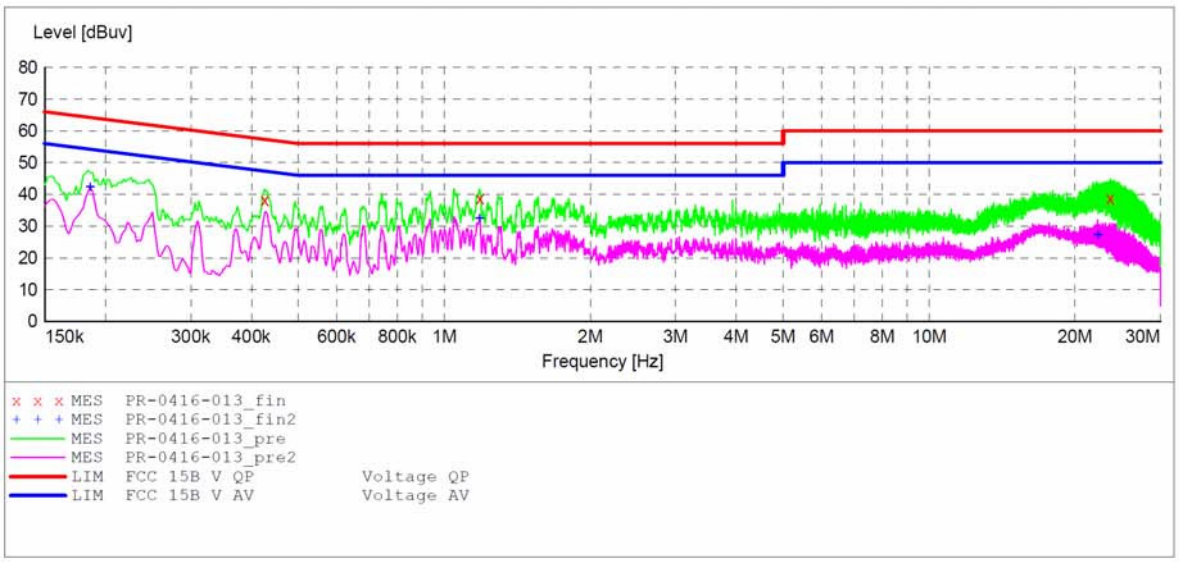

MEASUREMENT RESULT: "PR-0416-013_fin"

2016-4-16 13:35

Frequency MHz	Level dBuv	Transd dB	Limit dBuv	Margin dB	Detector	Line	PE
0.426000	38.10	11.3	57	19.2	QP	L1	GND
1.182000	38.70	11.6	56	17.3	QP	L1	GND
23.645000	38.70	12.0	60	21.3	QP	L1	GND

MEASUREMENT RESULT: "PR-0416-013_fin2"

2016-4-16 13:35

Frequency MHz	Level dBuv	Transd dB	Limit dBuv	Margin dB	Detector	Line	PE
0.186000	42.30	10.6	54	11.9	AV	L1	GND
1.182000	32.40	11.6	46	13.6	AV	L1	GND
22.254500	27.30	12.0	50	22.7	AV	L1	GND

ACCURATE TECHNOLOGY CO.,LTD

CONDUCTED EMISSION STANDARD FCC PART 15B

```
EUT:                    Interactive Flat Panel  M/N:LE-65PC88
Manufacturer:           PRIMA
Operating Condition:    AV
Test Site:              2#Shielding Room
Operator:               DING
Test Specification:     N  120V/60Hz
Comment:                Report No.:ATE20160583
Start of Test:          2016-4-16 / 13:36:07
```

SCAN TABLE: "V 150K-30MHz fin"

```
  Short Description:              _SUB_STD_VTERM2 1.70
  Start      Stop       Step       Detector  Meas.    IF       Transducer
  Frequency  Frequency  Width                Time     Bandw.
  150.0 kHz  30.0 MHz   4.5 kHz    QuasiPeak 1.0 s    9 kHz    LISN(ESH3-Z5)
                                   Average
```

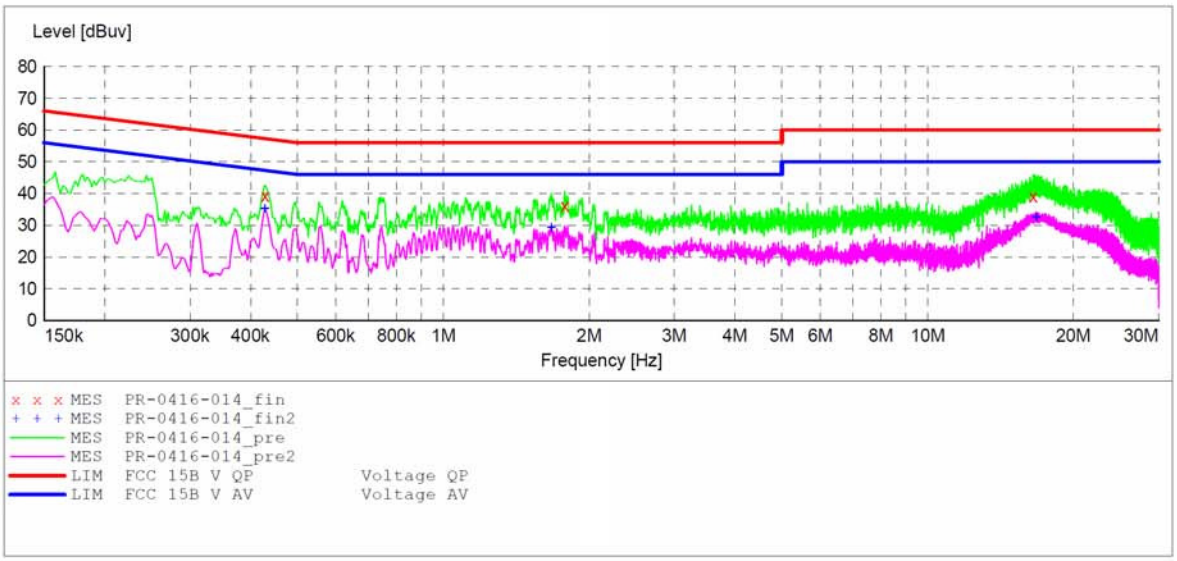

MEASUREMENT RESULT: "PR-0416-014_fin"

2016-4-16 13:37

Frequency MHz	Level dBuv	Transd dB	Limit dBuv	Margin dB	Detector	Line	PE
0.428000	39.20	11.3	57	18.1	QP	N	GND
1.782000	36.10	11.7	56	19.9	QP	N	GND
16.535000	39.00	11.9	60	21.0	QP	N	GND

MEASUREMENT RESULT: "PR-0416-014_fin2"

2016-4-16 13:37

Frequency MHz	Level dBuv	Transd dB	Limit dBuv	Margin dB	Detector	Line	PE
0.428000	35.20	11.3	47	12.1	AV	N	GND
1.672000	29.40	11.6	46	16.6	AV	N	GND
16.737500	32.50	11.9	50	17.5	AV	N	GND

ACCURATE TECHNOLOGY CO.,LTD

CONDUCTED EMISSION STANDARD FCC PART 15B

```
EUT:                    Interactive Flat Panel  M/N:LE-65PC88
Manufacturer:           PRIMA
Operating Condition:    HDMI
Test Site:              2#Shielding Room
Operator:               DING
Test Specification:     L  120V/60Hz
Comment:                Report No.:ATE20160583
Start of Test:          2016-4-16 / 13:40:50
```

SCAN TABLE: "V 150K-30MHz fin"

```
Short Description:                SUB STD VTERM2 1.70
Start      Stop       Step       Detector  Meas.     IF       Transducer
Frequency  Frequency  Width                Time      Bandw.
150.0 kHz  30.0 MHz   4.5 kHz    QuasiPeak 1.0 s     9 kHz    LISN(ESH3-Z5)
                                 Average
```

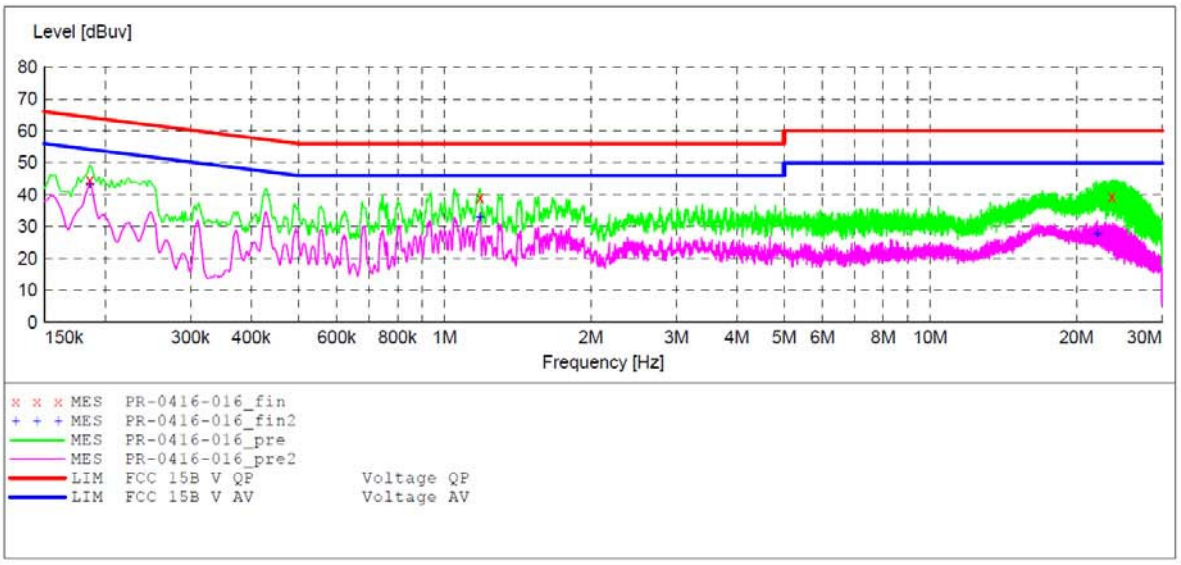

MEASUREMENT RESULT: "PR-0416-016_fin"

2016-4-16 13:42

Frequency MHz	Level dBuv	Transd dB	Limit dBuv	Margin dB	Detector	Line	PE
0.186000	44.60	10.6	64	19.6	QP	L1	GND
1.182000	39.00	11.6	56	17.0	QP	L1	GND
23.681000	39.30	12.0	60	20.7	QP	L1	GND

MEASUREMENT RESULT: "PR-0416-016_fin2"

2016-4-16 13:42

Frequency MHz	Level dBuv	Transd dB	Limit dBuv	Margin dB	Detector	Line	PE
0.186000	43.20	10.6	54	11.0	AV	L1	GND
1.182000	32.80	11.6	46	13.2	AV	L1	GND
22.083500	27.60	12.0	50	22.4	AV	L1	GND

ACCURATE TECHNOLOGY CO.,LTD

CONDUCTED EMISSION STANDARD FCC PART 15B

```
EUT:                    Interactive Flat Panel  M/N:LE-65PC88
Manufacturer:           PRIMA
Operating Condition:    HDMI
Test Site:              2#Shielding Room
Operator:               DING
Test Specification:     N  120V/60Hz
Comment:                Report No.:ATE20160583
Start of Test:          2016-4-16 / 13:38:04
```

SCAN TABLE: "V 150K-30MHz fin"

Short Description: _SUB_STD_VTERM2 1.70

Start Frequency	Stop Frequency	Step Width	Detector	Meas. Time	IF Bandw.	Transducer
150.0 kHz	30.0 MHz	4.5 kHz	QuasiPeak Average	1.0 s	9 kHz	LISN(ESH3-Z5)

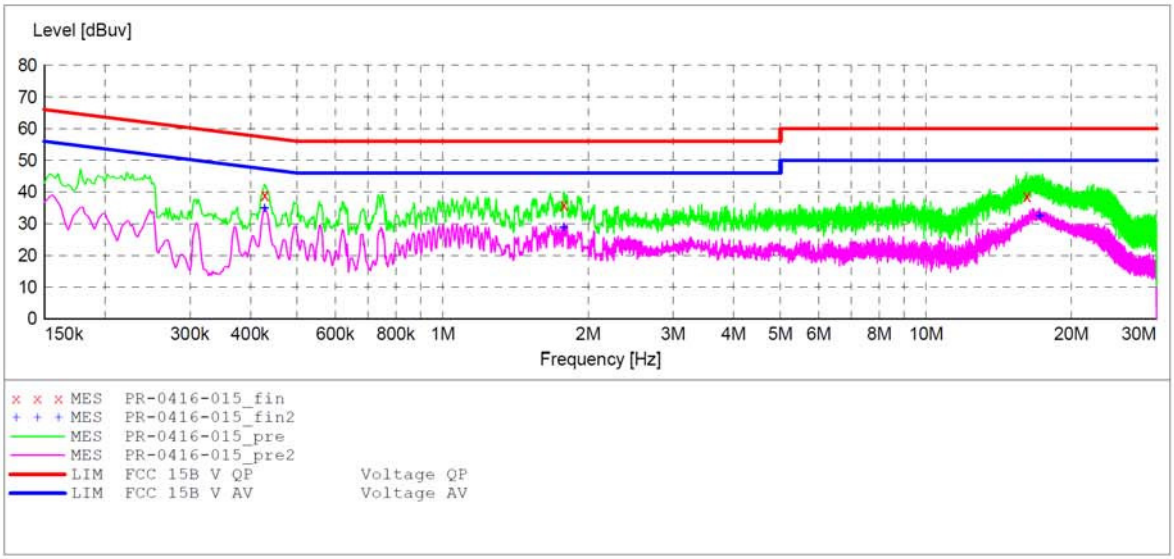

MEASUREMENT RESULT: "PR-0416-015_fin"

2016-4-16 13:39

Frequency MHz	Level dBuv	Transd dB	Limit dBuv	Margin dB	Detector	Line	PE
0.428000	39.10	11.3	57	18.2	QP	N	GND
1.780000	36.00	11.7	56	20.0	QP	N	GND
16.143500	38.70	11.9	60	21.3	QP	N	GND

MEASUREMENT RESULT: "PR-0416-015_fin2"

2016-4-16 13:39

Frequency MHz	Level dBuv	Transd dB	Limit dBuv	Margin dB	Detector	Line	PE
0.428000	34.90	11.3	47	12.4	AV	N	GND
1.780000	28.80	11.7	46	17.2	AV	N	GND
17.192000	32.40	11.9	50	17.6	AV	N	GND

ACCURATE TECHNOLOGY CO.,LTD

CONDUCTED EMISSION STANDARD FCC PART 15B

```
EUT:                    Interactive Flat Panel  M/N:LE-65PC88
Manufacturer:           PRIMA
Operating Condition:    DP
Test Site:              2#Shielding Room
Operator:               DING
Test Specification:     L  120V/60Hz
Comment:                Report No.:ATE20160583
Start of Test:          2016-4-16 / 13:32:06
```

SCAN TABLE: "V 150K-30MHz fin"

```
  Short Description:              SUB STD VTERM2 1.70
  Start      Stop       Step       Detector  Meas.     IF       Transducer
  Frequency  Frequency  Width                Time      Bandw.
  150.0 kHz  30.0 MHz   4.5 kHz    QuasiPeak 1.0 s     9 kHz    LISN(ESH3-Z5)
                                   Average
```

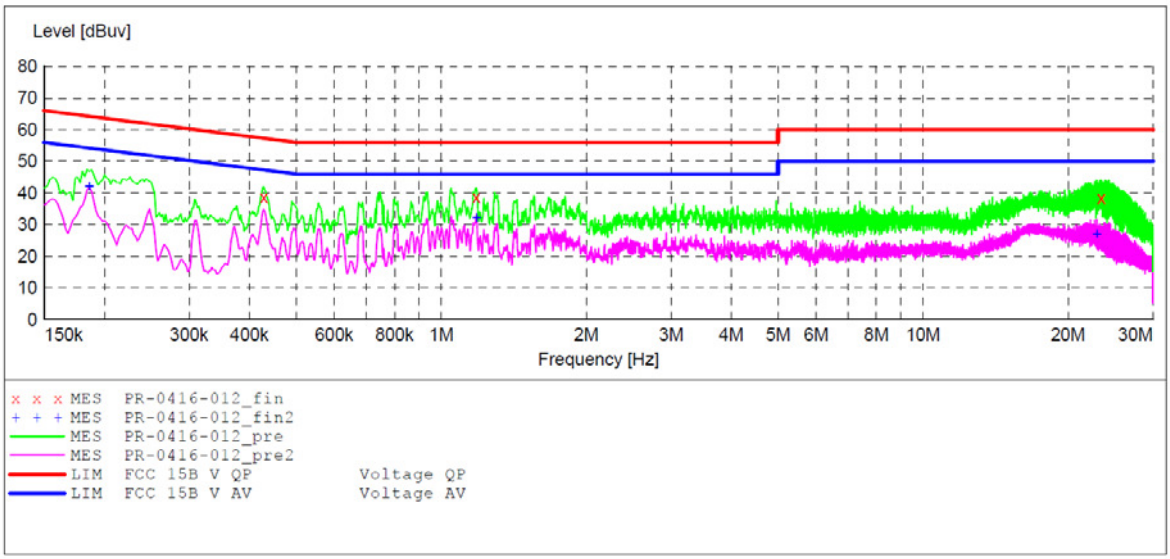

MEASUREMENT RESULT: "PR-0416-012_fin"

2016-4-16 13:33

Frequency MHz	Level dBuv	Transd dB	Limit dBuv	Margin dB	Detector	Line	PE
0.428000	38.50	11.3	57	18.8	QP	L1	GND
1.182000	38.60	11.6	56	17.4	QP	L1	GND
23.420000	38.40	12.0	60	21.6	QP	L1	GND

MEASUREMENT RESULT: "PR-0416-012_fin2"

2016-4-16 13:33

Frequency MHz	Level dBuv	Transd dB	Limit dBuv	Margin dB	Detector	Line	PE
0.186000	42.00	10.6	54	12.2	AV	L1	GND
1.184000	32.00	11.6	46	14.0	AV	L1	GND
22.929500	27.00	12.0	50	23.0	AV	L1	GND

ACCURATE TECHNOLOGY CO.,LTD

CONDUCTED EMISSION STANDARD FCC PART 15B

```
EUT:                    Interactive Flat Panel  M/N:LE-65PC88
Manufacturer:           PRIMA
Operating Condition:    DP
Test Site:              2#Shielding Room
Operator:               DING
Test Specification:     N  120V/60Hz
Comment:                Report No.:ATE20160583
Start of Test:          2016-4-16 / 13:29:54
```

SCAN TABLE: "V 150K-30MHz fin"

Short Description: _SUB_STD_VTERM2 1.70

Start Frequency	Stop Frequency	Step Width	Detector	Meas. Time	IF Bandw.	Transducer
150.0 kHz	30.0 MHz	4.5 kHz	QuasiPeak Average	1.0 s	9 kHz	LISN(ESH3-Z5)

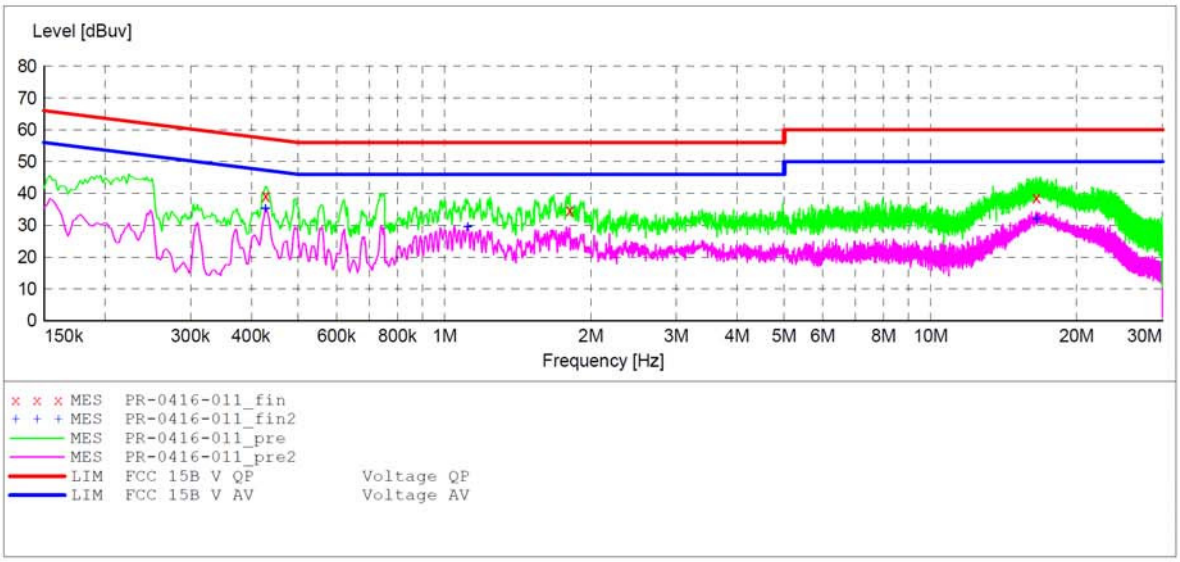

MEASUREMENT RESULT: "PR-0416-011_fin"

2016-4-16 13:31

Frequency MHz	Level dBuv	Transd dB	Limit dBuv	Margin dB	Detector	Line	PE
0.428000	39.30	11.3	57	18.0	QP	N	GND
1.810000	34.80	11.7	56	21.2	QP	N	GND
16.508000	38.80	11.9	60	21.2	QP	N	GND

MEASUREMENT RESULT: "PR-0416-011_fin2"

2016-4-16 13:31

Frequency MHz	Level dBuv	Transd dB	Limit dBuv	Margin dB	Detector	Line	PE
0.428000	35.30	11.3	47	12.0	AV	N	GND
1.116000	29.60	11.6	46	16.4	AV	N	GND
16.526000	32.00	11.9	50	18.0	AV	N	GND

ACCURATE TECHNOLOGY CO.,LTD

CONDUCTED EMISSION STANDARD FCC PART 15B

```
EUT:                    Interactive Flat Panel  M/N:LE-65PC88
Manufacturer:           PRIMA
Operating Condition:    USB
Test Site:              2#Shielding Room
Operator:               DING
Test Specification:     L  240V/60Hz
Comment:                Report No.:ATE20160583
Start of Test:          2016-4-16 / 10:22:44
```

SCAN TABLE: "V 150K-30MHz fin"

```
  Short Description:                SUB STD VTERM2 1.70
  Start      Stop       Step       Detector  Meas.     IF       Transducer
  Frequency  Frequency  Width                Time      Bandw.
  150.0 kHz  30.0 MHz   4.5 kHz    QuasiPeak 1.0 s     9 kHz    LISN(ESH3-Z5)
                                   Average
```

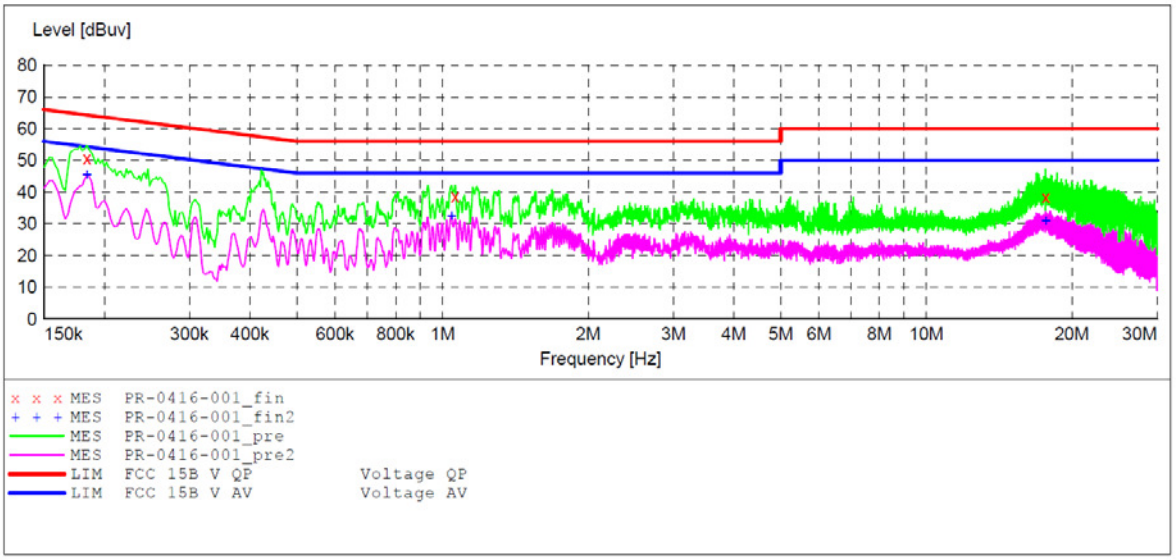

MEASUREMENT RESULT: "PR-0416-001_fin"

2016-4-16 10:24

Frequency MHz	Level dBuv	Transd dB	Limit dBuv	Margin dB	Detector	Line	PE
0.184000	50.50	10.5	64	13.8	QP	L1	GND
1.062000	38.60	11.6	56	17.4	QP	L1	GND
17.642000	38.40	11.9	60	21.6	QP	L1	GND

MEASUREMENT RESULT: "PR-0416-001_fin2"

2016-4-16 10:24

Frequency MHz	Level dBuv	Transd dB	Limit dBuv	Margin dB	Detector	Line	PE
0.184000	45.50	10.5	54	8.8	AV	L1	GND
1.044000	32.40	11.6	46	13.6	AV	L1	GND
17.642000	30.70	11.9	50	19.3	AV	L1	GND

ACCURATE TECHNOLOGY CO.,LTD

CONDUCTED EMISSION STANDARD FCC PART 15B

```
EUT:                    Interactive Flat Panel  M/N:LE-65PC88
Manufacturer:           PRIMA
Operating Condition:    USB
Test Site:              2#Shielding Room
Operator:               DING
Test Specification:     N  240V/60Hz
Comment:                Report No.:ATE20160583
Start of Test:          2016-4-16 / 11:29:12
```

SCAN TABLE: "V 150K-30MHz fin"

```
Short Description:              _SUB_STD_VTERM2 1.70
Start      Stop       Step       Detector  Meas.     IF       Transducer
Frequency  Frequency  Width                Time      Bandw.
150.0 kHz  30.0 MHz   4.5 kHz    QuasiPeak 1.0 s     9 kHz    LISN(ESH3-Z5)
                                 Average
```

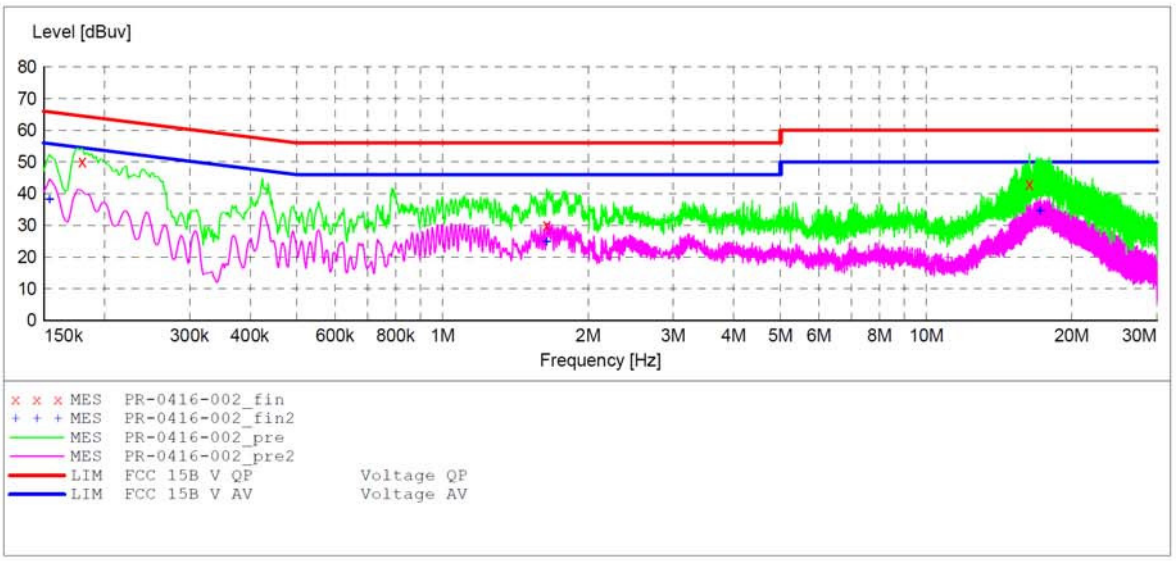

MEASUREMENT RESULT: "PR-0416-002_fin"

2016-4-16 11:29

Frequency MHz	Level dBuv	Transd dB	Limit dBuv	Margin dB	Detector	Line	PE
0.180000	50.10	10.5	65	14.4	QP	N	GND
1.642000	30.10	11.6	56	25.9	QP	N	GND
16.332500	43.10	11.9	60	16.9	QP	N	GND

MEASUREMENT RESULT: "PR-0416-002_fin2"

2016-4-16 11:29

Frequency MHz	Level dBuv	Transd dB	Limit dBuv	Margin dB	Detector	Line	PE
0.154000	38.10	10.4	56	17.7	AV	N	GND
1.642000	24.90	11.6	46	21.1	AV	N	GND
17.219000	34.50	11.9	50	15.5	AV	N	GND

ACCURATE TECHNOLOGY CO.,LTD

CONDUCTED EMISSION STANDARD FCC PART 15B

```
EUT:                    Interactive Flat Panel  M/N:LE-65PC88
Manufacturer:           PRIMA
Operating Condition:    VGA
Test Site:              2#Shielding Room
Operator:               DING
Test Specification:     L  240V/60Hz
Comment:                Report No.:ATE20160583
Start of Test:          2016-4-16 / 11:32:16
```

SCAN TABLE: "V 150K-30MHz fin"

```
Short Description:              _SUB_STD_VTERM2 1.70
Start      Stop       Step      Detector  Meas.    IF      Transducer
Frequency  Frequency  Width               Time     Bandw.
150.0 kHz  30.0 MHz   4.5 kHz   QuasiPeak 1.0 s    9 kHz   LISN(ESH3-Z5)
                                Average
```

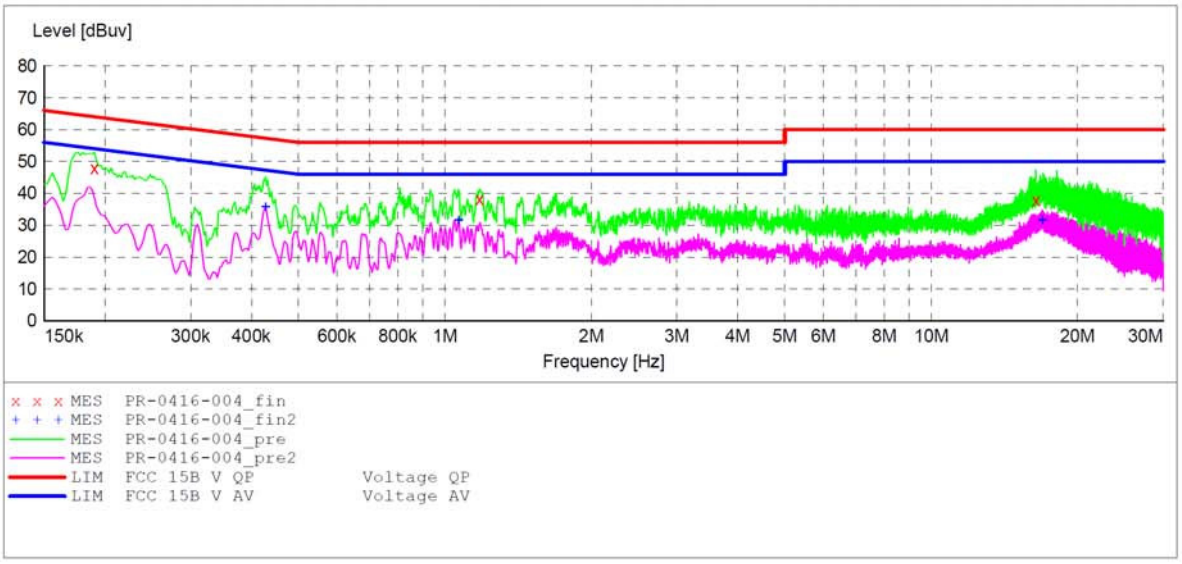

MEASUREMENT RESULT: "PR-0416-004_fin"

2016-4-16 11:33

Frequency MHz	Level dBuv	Transd dB	Limit dBuv	Margin dB	Detector	Line	PE
0.190000	47.90	10.6	64	16.1	QP	L1	GND
1.178000	38.20	11.6	56	17.8	QP	L1	GND
16.404500	37.80	11.9	60	22.2	QP	L1	GND

MEASUREMENT RESULT: "PR-0416-004_fin2"

2016-4-16 11:33

Frequency MHz	Level dBuv	Transd dB	Limit dBuv	Margin dB	Detector	Line	PE
0.428000	35.70	11.3	47	11.6	AV	L1	GND
1.066000	31.60	11.6	46	14.4	AV	L1	GND
16.926500	31.60	11.9	50	18.4	AV	L1	GND

ACCURATE TECHNOLOGY CO.,LTD

CONDUCTED EMISSION STANDARD FCC PART 15B

```
EUT:                    Interactive Flat Panel  M/N:LE-65PC88
Manufacturer:           PRIMA
Operating Condition:    VGA
Test Site:              2#Shielding Room
Operator:               DING
Test Specification:     L  240V/60Hz
Comment:                Report No.:ATE20160583
Start of Test:          2016-4-16 / 11:32:16
```

SCAN TABLE: "V 150K-30MHz fin"

Short Description: _SUB_STD_VTERM2 1.70

Start Frequency	Stop Frequency	Step Width	Detector	Meas. Time	IF Bandw.	Transducer
150.0 kHz	30.0 MHz	4.5 kHz	QuasiPeak Average	1.0 s	9 kHz	LISN(ESH3-Z5)

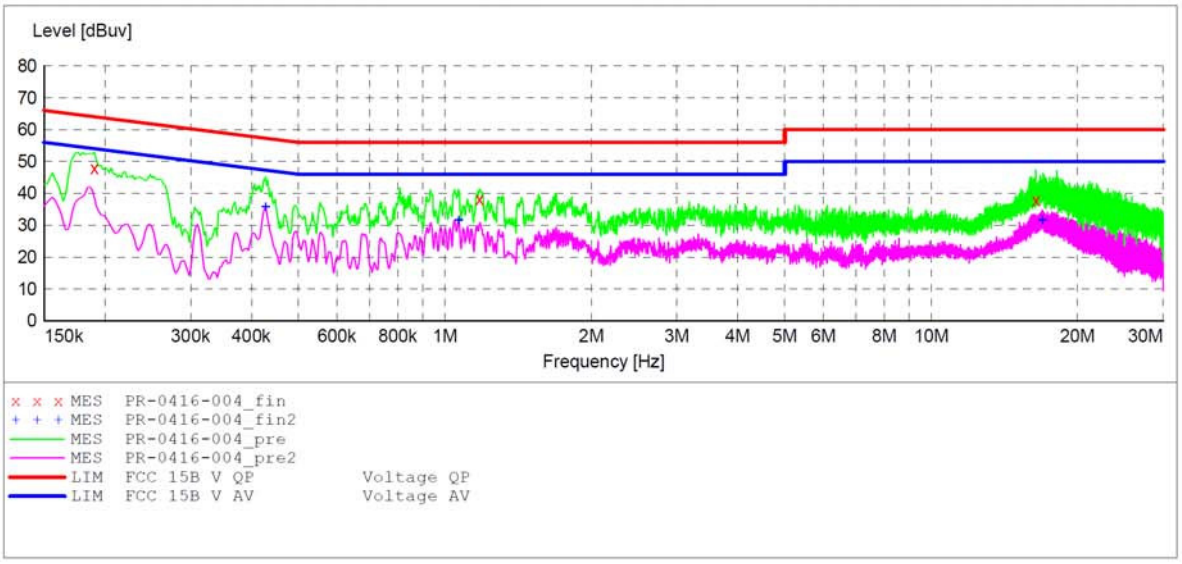

MEASUREMENT RESULT: "PR-0416-004_fin"

2016-4-16 11:33

Frequency MHz	Level dBuv	Transd dB	Limit dBuv	Margin dB	Detector	Line	PE
0.190000	47.90	10.6	64	16.1	QP	L1	GND
1.178000	38.20	11.6	56	17.8	QP	L1	GND
16.404500	37.80	11.9	60	22.2	QP	L1	GND

MEASUREMENT RESULT: "PR-0416-004_fin2"

2016-4-16 11:33

Frequency MHz	Level dBuv	Transd dB	Limit dBuv	Margin dB	Detector	Line	PE
0.428000	35.70	11.3	47	11.6	AV	L1	GND
1.066000	31.60	11.6	46	14.4	AV	L1	GND
16.926500	31.60	11.9	50	18.4	AV	L1	GND

ACCURATE TECHNOLOGY CO.,LTD

CONDUCTED EMISSION STANDARD FCC PART 15B

```
EUT:                    Interactive Flat Panel  M/N:LE-65PC88
Manufacturer:           PRIMA
Operating Condition:    AV
Test Site:              2#Shielding Room
Operator:               DING
Test Specification:     L  240V/60Hz
Comment:                Report No.:ATE20160583
Start of Test:          2016-4-16 / 11:43:49
```

SCAN TABLE: "V 150K-30MHz fin"

```
  Short Description:              SUB STD VTERM2 1.70
  Start      Stop       Step       Detector  Meas.     IF       Transducer
  Frequency  Frequency  Width                Time      Bandw.
  150.0 kHz  30.0 MHz   4.5 kHz    QuasiPeak 1.0 s     9 kHz    LISN(ESH3-Z5)
                                   Average
```

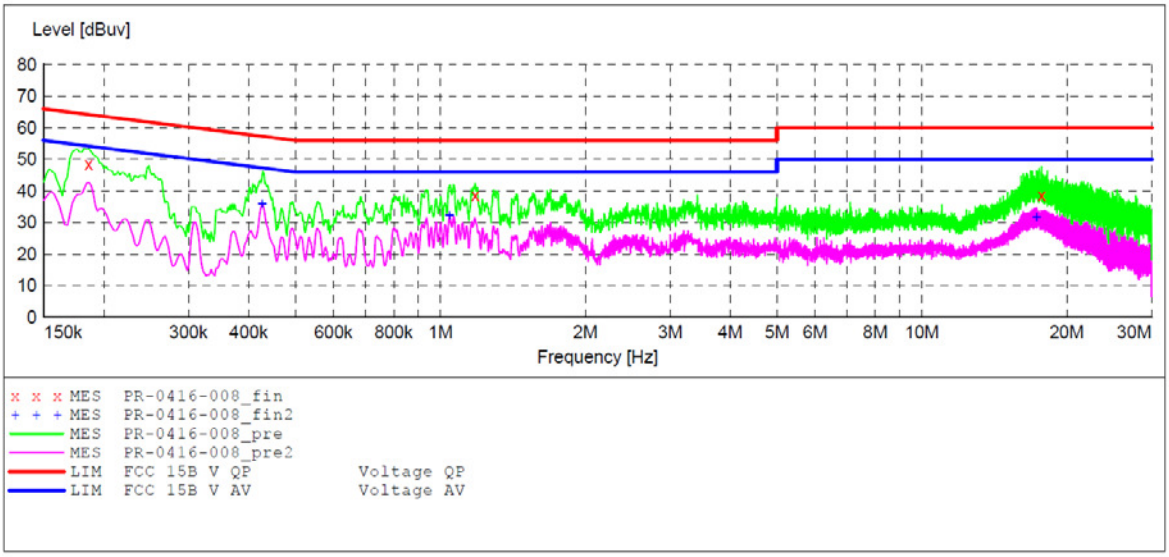

MEASUREMENT RESULT: "PR-0416-008_fin"

2016-4-16 11:45

Frequency MHz	Level dBuv	Transd dB	Limit dBuv	Margin dB	Detector	Line	PE
0.186000	48.50	10.6	64	15.7	QP	L1	GND
1.180000	38.60	11.6	56	17.4	QP	L1	GND
17.736500	38.50	11.9	60	21.5	QP	L1	GND

MEASUREMENT RESULT: "PR-0416-008_fin2"

2016-4-16 11:45

Frequency MHz	Level dBuv	Transd dB	Limit dBuv	Margin dB	Detector	Line	PE
0.426000	35.80	11.3	47	11.5	AV	L1	GND
1.044000	32.10	11.6	46	13.9	AV	L1	GND
17.286500	31.60	11.9	50	18.4	AV	L1	GND

ACCURATE TECHNOLOGY CO.,LTD

CONDUCTED EMISSION STANDARD FCC PART 15B

```
EUT:                    Interactive Flat Panel  M/N:LE-65PC88
Manufacturer:           PRIMA
Operating Condition:    AV
Test Site:              2#Shielding Room
Operator:               DING
Test Specification:     N  240V/60Hz
Comment:                Report No.:ATE20160583
Start of Test:          2016-4-16 / 11:38:45
```

SCAN TABLE: "V 150K-30MHz fin"

```
  Short Description:              SUB STD VTERM2 1.70
  Start      Stop       Step       Detector  Meas.     IF       Transducer
  Frequency  Frequency  Width                Time      Bandw.
  150.0 kHz  30.0 MHz   4.5 kHz    QuasiPeak 1.0 s     9 kHz    LISN(ESH3-Z5)
                                   Average
```

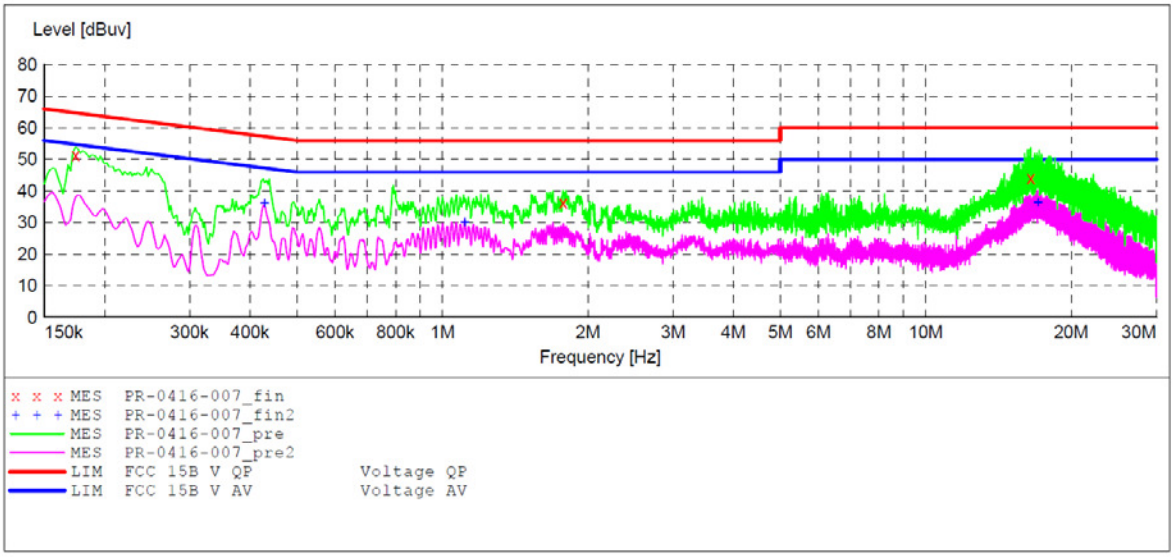

MEASUREMENT RESULT: "PR-0416-007_fin"

2016-4-16 11:43

Frequency MHz	Level dBuv	Transd dB	Limit dBuv	Margin dB	Detector	Line	PE
0.174000	51.40	10.5	65	13.4	QP	N	GND
1.776000	36.40	11.7	56	19.6	QP	N	GND
16.499000	44.00	11.9	60	16.0	QP	N	GND

MEASUREMENT RESULT: "PR-0416-007_fin2"

2016-4-16 11:43

Frequency MHz	Level dBuv	Transd dB	Limit dBuv	Margin dB	Detector	Line	PE
0.428000	35.90	11.3	47	11.4	AV	N	GND
1.112000	30.00	11.6	46	16.0	AV	N	GND
17.066000	36.20	11.9	50	13.8	AV	N	GND

ACCURATE TECHNOLOGY CO.,LTD

CONDUCTED EMISSION STANDARD FCC PART 15B

```
EUT:                    Interactive Flat Panel  M/N:LE-65PC88
Manufacturer:           PRIMA
Operating Condition:    HDMI
Test Site:              2#Shielding Room
Operator:               DING
Test Specification:     L  240V/60Hz
Comment:                Report No.:ATE20160583
Start of Test:          2016-4-16 / 11:34:46
```

SCAN TABLE: "V 150K-30MHz fin"

```
  Short Description:                SUB STD VTERM2 1.70
  Start      Stop       Step       Detector  Meas.     IF       Transducer
  Frequency  Frequency  Width                Time      Bandw.
  150.0 kHz  30.0 MHz   4.5 kHz    QuasiPeak 1.0 s     9 kHz    LISN(ESH3-Z5)
                                   Average
```

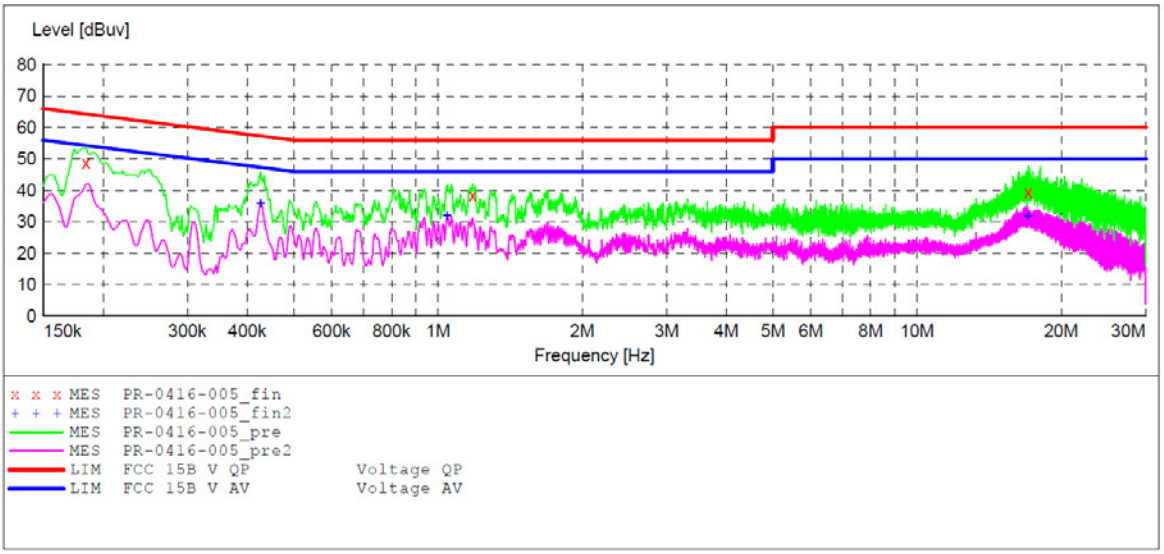

MEASUREMENT RESULT: "PR-0416-005_fin"

2016-4-16 11:36

Frequency MHz	Level dBuv	Transd dB	Limit dBuv	Margin dB	Detector	Line	PE
0.184000	48.80	10.5	64	15.5	QP	L1	GND
1.180000	38.30	11.6	56	17.7	QP	L1	GND
17.079500	39.40	11.9	60	20.6	QP	L1	GND

MEASUREMENT RESULT: "PR-0416-005_fin2"

2016-4-16 11:36

Frequency MHz	Level dBuv	Transd dB	Limit dBuv	Margin dB	Detector	Line	PE
0.426000	35.80	11.3	47	11.5	AV	L1	GND
1.044000	31.80	11.6	46	14.2	AV	L1	GND
17.003000	31.60	11.9	50	18.4	AV	L1	GND

ACCURATE TECHNOLOGY CO.,LTD

CONDUCTED EMISSION STANDARD FCC PART 15B

```
EUT:                    Interactive Flat Panel  M/N:LE-65PC88
Manufacturer:           PRIMA
Operating Condition:    HDMI
Test Site:              2#Shielding Room
Operator:               DING
Test Specification:     N  240V/60Hz
Comment:                Report No.:ATE20160583
Start of Test:          2016-4-16 / 11:36:48
```

SCAN TABLE: "V 150K-30MHz fin"

```
  Short Description:              SUB STD VTERM2 1.70
  Start      Stop       Step       Detector  Meas.     IF       Transducer
  Frequency  Frequency  Width                Time      Bandw.
  150.0 kHz  30.0 MHz   4.5 kHz    QuasiPeak 1.0 s     9 kHz    LISN(ESH3-Z5)
                                   Average
```

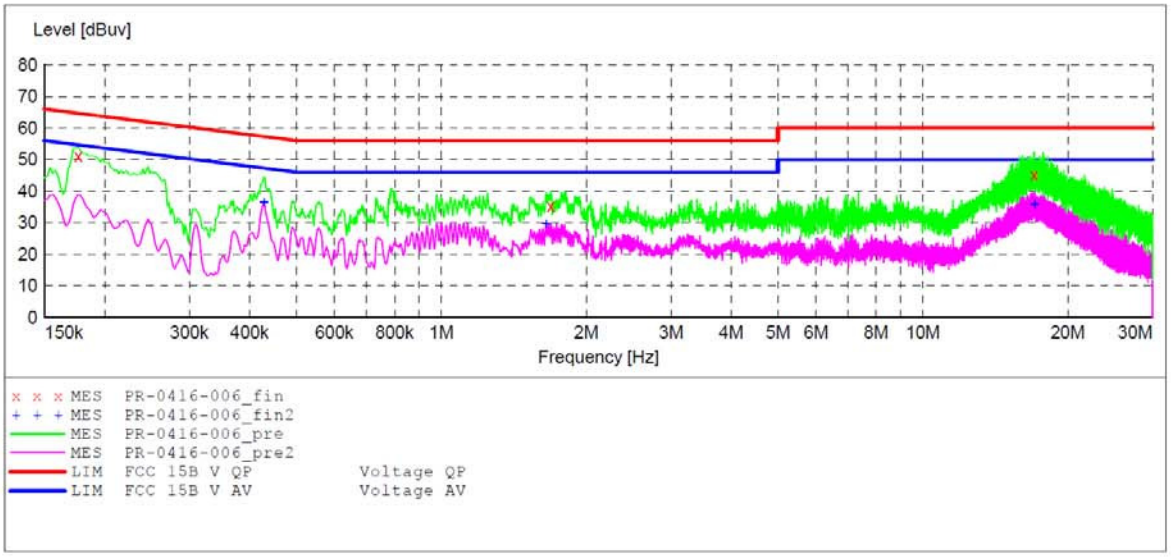

MEASUREMENT RESULT: "PR-0416-006_fin"

2016-4-16 11:38

Frequency MHz	Level dBuv	Transd dB	Limit dBuv	Margin dB	Detector	Line	PE
0.176000	51.20	10.5	65	13.5	QP	N	GND
1.688000	35.20	11.6	56	20.8	QP	N	GND
17.043500	45.20	11.9	60	14.8	QP	N	GND

MEASUREMENT RESULT: "PR-0416-006_fin2"

2016-4-16 11:38

Frequency MHz	Level dBuv	Transd dB	Limit dBuv	Margin dB	Detector	Line	PE
0.428000	36.20	11.3	47	11.1	AV	N	GND
1.650000	29.50	11.6	46	16.5	AV	N	GND
17.075000	35.70	11.9	50	14.3	AV	N	GND

ACCURATE TECHNOLOGY CO.,LTD

CONDUCTED EMISSION STANDARD FCC PART 15B

```
EUT:                    Interactive Flat Panel  M/N:LE-65PC88
Manufacturer:           PRIMA
Operating Condition:    DP
Test Site:              2#Shielding Room
Operator:               DING
Test Specification:     L  240V/60Hz
Comment:                Report No.:ATE20160583
Start of Test:          2016-4-16 / 11:45:49
```

SCAN TABLE: "V 150K-30MHz fin"

```
  Short Description:                _SUB_STD_VTERM2 1.70
  Start      Stop       Step       Detector  Meas.     IF       Transducer
  Frequency  Frequency  Width                Time      Bandw.
  150.0 kHz  30.0 MHz   4.5 kHz    QuasiPeak 1.0 s     9 kHz    LISN(ESH3-Z5)
                                   Average
```

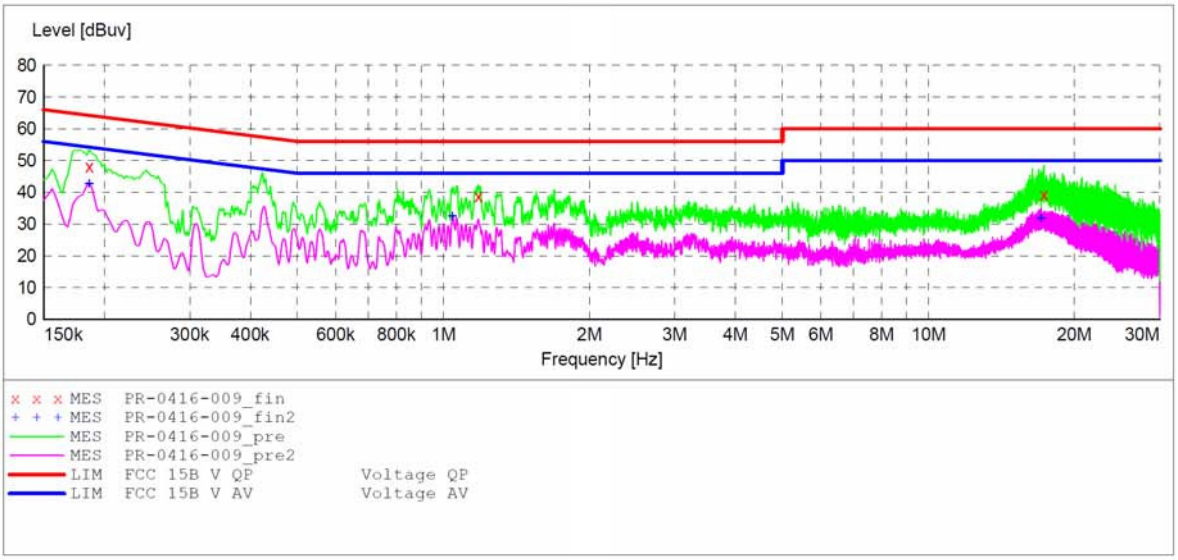

MEASUREMENT RESULT: "PR-0416-009_fin"

2016-4-16 11:47

Frequency MHz	Level dBuv	Transd dB	Limit dBuv	Margin dB	Detector	Line	PE
0.186000	48.00	10.6	64	16.2	QP	L1	GND
1.180000	38.80	11.6	56	17.2	QP	L1	GND
17.304500	39.20	11.9	60	20.8	QP	L1	GND

MEASUREMENT RESULT: "PR-0416-009_fin2"

2016-4-16 11:47

Frequency MHz	Level dBuv	Transd dB	Limit dBuv	Margin dB	Detector	Line	PE
0.186000	42.70	10.6	54	11.5	AV	L1	GND
1.044000	32.40	11.6	46	13.6	AV	L1	GND
17.088500	31.70	11.9	50	18.3	AV	L1	GND

ACCURATE TECHNOLOGY CO.,LTD

CONDUCTED EMISSION STANDARD FCC PART 15B

```
EUT:                    Interactive Flat Panel  M/N:LE-65PC88
Manufacturer:           PRIMA
Operating Condition:    DP
Test Site:              2#Shielding Room
Operator:               DING
Test Specification:     N  240V/60Hz
Comment:                Report No.:ATE20160583
Start of Test:          2016-4-16 / 11:47:50
```

SCAN TABLE: "V 150K-30MHz fin"

```
  Short Description:              SUB STD VTERM2 1.70
  Start      Stop       Step       Detector  Meas.     IF       Transducer
  Frequency  Frequency  Width                Time      Bandw.
  150.0 kHz  30.0 MHz   4.5 kHz    QuasiPeak 1.0 s     9 kHz    LISN(ESH3-Z5)
                                   Average
```

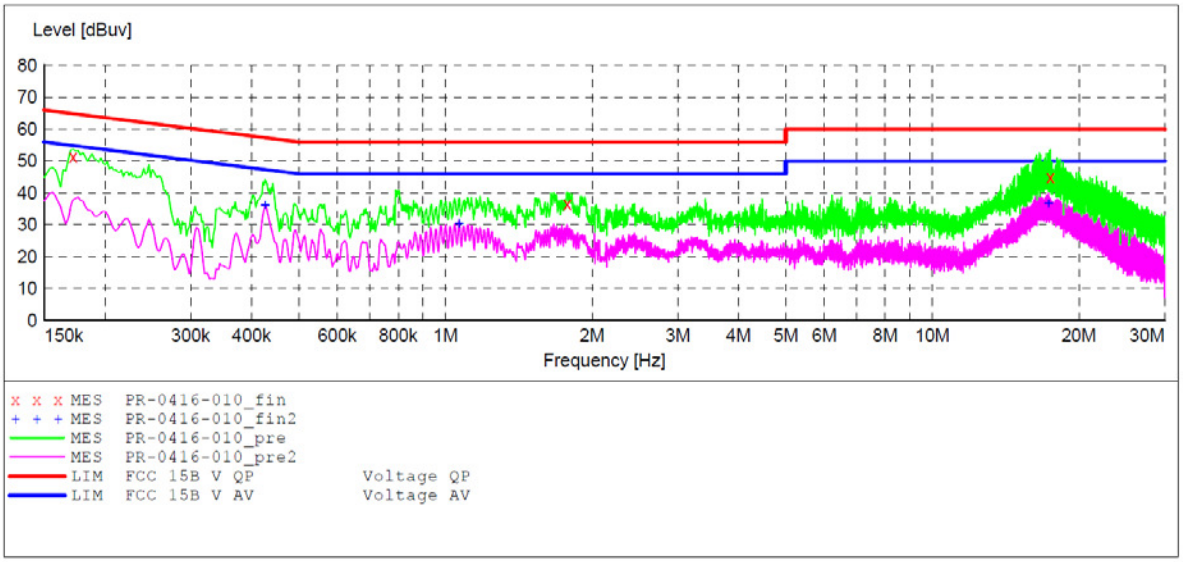

MEASUREMENT RESULT: "PR-0416-010_fin"

2016-4-16 11:49

Frequency MHz	Level dBuv	Transd dB	Limit dBuv	Margin dB	Detector	Line	PE
0.172000	51.30	10.5	65	13.6	QP	N	GND
1.778000	36.50	11.7	56	19.5	QP	N	GND
17.471000	44.90	11.9	60	15.1	QP	N	GND

MEASUREMENT RESULT: "PR-0416-010_fin2"

2016-4-16 11:49

Frequency MHz	Level dBuv	Transd dB	Limit dBuv	Margin dB	Detector	Line	PE
0.426000	36.00	11.3	47	11.3	AV	N	GND
1.066000	30.30	11.6	46	15.7	AV	N	GND
17.322500	36.60	11.9	50	13.4	AV	N	GND